

Financial Statements and Reports
for the year ended
30 June 2021

Greymads Investments Super Fund

Greymads Investments Super Fund

Reports Index

Statement of Financial Position

Operating Statement

Notes to the Financial Statements

Statement of Taxable Income

Trustees Declaration

Compilation Report

Investment Summary

Investment Income

Realised Capital Gains

Members Statement

SMSF Annual Return

Capital Gains Schedule

Greymads Investments Super Fund
Statement of Financial Position

As at 30 June 2021

	Note	2021 \$	2020 \$
Assets			
Investments			
Mortgage Loans (Australian)	2	0	97,308
Shares in Listed Companies (Australian)	3	4,818	64,272
Units in Unlisted Unit Trusts (Australian)	4	250,000	0
Total Investments		<u>254,818</u>	<u>161,580</u>
Other Assets			
Bank Accounts	5	14,310	38,758
Deferred Tax Asset		14	485
Total Other Assets		<u>14,324</u>	<u>39,243</u>
Total Assets		<u>269,142</u>	<u>200,823</u>
Less:			
Liabilities			
Income Tax Payable		2,666	803
Sundry Creditors		4,489	9,126
Total Liabilities		<u>7,155</u>	<u>9,929</u>
Net assets available to pay benefits		<u>261,987</u>	<u>190,894</u>
Represented by:			
Liability for accrued benefits allocated to members' accounts			
Nguyen, Quach - Accumulation		261,987	190,894
Total Liability for accrued benefits allocated to members' accounts		<u>261,987</u>	<u>190,894</u>

Greymads Investments Super Fund

Operating Statement

For the year ended 30 June 2021

	Note	2021	2020
		\$	\$
Income			
Investment Income			
Dividends Received	7	4,161	1,447
Interest Received		25,219	22,878
Investment Gains			
Changes in Market Values	8	30,079	(2,271)
Contribution Income			
Personal Concessional		25,000	25,000
Personal Non Concessional		0	600
Total Income		<u>84,459</u>	<u>47,654</u>
Expenses			
Administration Costs		1,320	1,320
ATO Supervisory Levy		259	259
Auditor's Remuneration		440	440
ASIC Fees		54	551
		<u>2,073</u>	<u>2,570</u>
Member Payments			
Life Insurance Premiums		1,294	1,140
Total Expenses		<u>3,367</u>	<u>3,710</u>
Benefits accrued as a result of operations before income tax			
		<u>81,092</u>	<u>43,944</u>
Income Tax Expense	9	10,000	6,090
Benefits accrued as a result of operations		<u>71,093</u>	<u>37,854</u>

Notes to the Financial Statements

For the year ended 30 June 2021

Note 1: Summary of Significant Accounting Policies

The trustees have prepared the financial statements on the basis that the superannuation fund is a non-reporting entity because there are no users dependent on general purpose financial statements. The financial statements are therefore special purpose financial statements that have been prepared in order to meet the requirements of the Superannuation Industry (Supervision) Act 1993 and associated Regulations, the trust deed of the fund and the needs of members.

The financial statements have been prepared on a cash basis and are based on historical costs, except for investments which have been measured at market value.

The following significant accounting policies, which are consistent with the policies applied in the previous period unless otherwise stated, have been adopted in the preparation of the financial statements.

The financial statements were authorised for issue by the Director(s).

a. Measurement of Investments

The fund initially recognises:

- (i) an investment when it controls the future economic benefits expected to flow from the asset. For financial assets, the trade date is considered to be the date on which control of the future economic benefits attributable to the asset passes to the fund; and
- (ii) a financial liability on the date it becomes a party to the contractual provisions of the instrument.

Investments of the fund have been measured at market value, which refers to the amount that a willing buyer could reasonably be expected to pay to acquire the asset from a willing seller if the following assumptions were made:

- that the buyer and the seller deal with each other at arm's length in relation to the sale;
- that the sale occurred after proper marketing of the asset; and
- that the buyer and the seller acted knowledgeably and prudentially in relation to the sale.

Market value has been determined as follows:

- (i) shares and other securities listed on the Australian Securities Exchange by reference to the relevant market quotations at the end of the reporting period;
- (ii) units in managed funds by reference to the unit redemption price at the end of the reporting period;
- (iii) fixed-interest securities by reference to the redemption price at the end of the reporting period;
- (iv) unlisted investments are stated at trustees' assessment based on estimated market value at balance date or where necessary, an external valuer's opinion; and
- (v) investment properties at the trustees' assessment of the market value or where necessary a qualified independent valuer's opinion at the end of reporting period.

Financial liabilities, such as trade creditors and other payables, are measured at the gross value of the outstanding balance at the end of the reporting period. The trustees have determined that the gross values of the fund's financial liabilities is equivalent to their market values. Any remeasurement changes in the gross values of non-current financial liabilities (including liabilities for members' accrued benefits) are recognised in the operating statement in the periods in which they occur.

b. Cash and Cash Equivalents

Cash and cash equivalents include cash on hand and at call, deposits with banks and short-term, highly liquid investments that are readily convertible to cash and subject to an insignificant risk of change in value.

c. Revenue

Revenue is recognised at the fair value of the consideration received or receivable.

Interest revenue

Interest revenue is recognised in respect of fixed-interest securities, and cash and cash equivalent balances. Interest revenue is recognised upon receipt.

Notes to the Financial Statements

For the year ended 30 June 2021

Dividend revenue

Dividend revenue is recognised when the dividend has been paid or, in the case of dividend reinvestment schemes, when the dividend is credited to the benefit of the fund.

Rental revenue

Rental revenue arising from operating leases on investment properties is recognised upon receipt.

Distribution revenue

Distributions from unit trusts and managed funds are recognised as at the date the unit value is quoted ex-distribution and if not received at the end of the reporting period, are reflected in the statement of financial position as a receivable at market value.

Remeasurement changes in market values

Remeasurement changes in the market values of assets are recognised as income and determined as the difference between the market value at year-end or consideration received (if sold during the year) and the market value as at the prior year-end or cost (if acquired during the period).

d. Liability for Accrued Benefits

The liability for accrued benefits represents the fund's present obligation to pay benefits to members and beneficiaries, and has been calculated as the difference between the carrying amount of the assets and the carrying amount of the other payables and income tax liabilities as at the end of the reporting period.

e. Income Tax

The income tax expense (income) for the year comprises current income tax expense (income) and deferred tax expense (income).

Current tax expense charged to profit or loss is the tax payable on taxable income. Current tax liabilities (assets) are therefore measured at the amounts expected to be paid to (recovered from) the relevant taxation authority.

Deferred income tax expense reflects movements in deferred tax liability balances during the year as well as unused tax losses.

Except for business combinations, no deferred income tax is recognised from the initial recognition of an asset or liability where there is no effect on accounting or taxable profit or loss.

Deferred tax assets and liabilities are calculated at the tax rates that are expected to apply to the period when the asset is realised or the liability is settled, and their measurement also reflects the manner in which the trustees expect to recover or settle the carrying amount of the related asset or liability.

Deferred tax assets relating to temporary differences and unused tax losses are recognised only to the extent that it is probable that future taxable profit will be available against which the benefits of the deferred tax asset can be utilised.

Current tax assets and liabilities are offset where a legally enforceable right of set-off exists and it is intended that net settlement or simultaneous realisation and settlement of the respective asset and liability will occur. Deferred tax assets and liabilities are offset where: (i) a legally enforceable right of set-off exists; and (ii) the deferred tax assets and liabilities relate to income taxes levied by the same taxation authority on either the same taxable entity or different taxable entities, where it is intended that net settlement or simultaneous realisation and settlement of the respective asset and liability will occur in future periods in which significant amounts of deferred tax assets or liabilities are expected to be recovered or settled.

f. Critical Accounting Estimates and Judgements

The preparation of financial statements requires the trustees to make judgements, estimates and assumptions that affect the application of accounting policies and the reported amounts of assets and liabilities, income and expenses. Actual results may differ from these estimates.

Estimates and underlying assumptions are reviewed on an ongoing basis. Revisions to accounting estimates are recognised in the period in which the estimate is revised and in any future period affected.

Greymads Investments Super Fund

Notes to the Financial Statements

For the year ended 30 June 2021

Note 2: Mortgage Loans (Australian)

	2021 \$	2020 \$
Loan - Thu Viet Huyen Trinh	0	97,308
	0	97,308

Note 3: Shares in Listed Companies (Australian)

	2021 \$	2020 \$
ASX Limited	4,818	0
BHP Group Limited	0	27,546
Costa Group Holdings Limited	0	1,931
Department 13 International Ltd	0	1,025
Ramsay Health Care Limited	0	2,328
Resmed Inc	0	4,131
Westpac Banking Corporation	0	22,743
Woodside Petroleum Limited	0	4,568
	4,818	64,272

Note 4: Units in Unlisted Unit Trusts (Australian)

	2021 \$	2020 \$
Mamiroo Trust	250,000	0
	250,000	0

Note 6: Guaranteed Benefits

No guarantees have been made in respect of any part of the liability for accrued benefits.

Note 7: Dividends

	2021 \$	2020 \$
ASX Limited	70	0

Greymads Investments Super Fund

Notes to the Financial Statements

For the year ended 30 June 2021

Australia And New Zealand Banking Group Limited	0	266
BHP Group Limited	1,974	703
Costa Group Holdings Limited	60	0
Fortescue Metals Group Ltd	1,243	0
National Australia Bank Limited	0	265
Origin Energy Limited	0	207
Ramsay Health Care Limited	17	0
Resmed Inc	17	6
Wesfarmers Limited	192	0
Westpac Banking Corporation	393	0
Woodside Petroleum Limited	196	0
	4,162	1,447

Note 8: Changes in Market Values Unrealised Movements in Market Value

	2021 \$	2020 \$
Shares in Listed Companies (Australian)		
ASX Limited	(140)	0
Australia And New Zealand Banking Group Limited	0	(1,291)
BHP Group Limited	(616)	616
Costa Group Holdings Limited	7	(7)
Department 13 International Ltd	995	0
National Australia Bank Limited	0	(328)
Origin Energy Limited	0	(2,207)
Pure Minerals Limited	0	(230)
Ramsay Health Care Limited	(466)	466
Resmed Inc	(219)	219
Westpac Banking Corporation	6,073	(5,891)
Woodside Petroleum Limited	(924)	924
	4,711	(7,730)
Total Unrealised Movement	4,711	(7,730)

Realised Movements in Market Value

2021

2020

Refer to compilation report

Greymads Investments Super Fund

Notes to the Financial Statements

For the year ended 30 June 2021

	\$	\$
Shares in Listed Companies (Australian)		
Australia And New Zealand Banking Group Limited	0	1,162
BHP Group Limited	13,180	0
Costa Group Holdings Limited	1,072	0
Department 13 International Ltd	(2,020)	0
Fortescue Metals Group Ltd	2,074	0
MGC Pharmaceuticals Limited	300	0
Nanosonics Limited	1,527	0
National Australia Bank Limited	0	1,038
Origin Energy Limited	0	3,072
Pure Minerals Limited	0	210
Ramsay Health Care Limited	324	0
Resmed Inc	(313)	0
Wesfarmers Limited	860	0
Westpac Banking Corporation	2,011	(24)
Woodside Petroleum Limited	5,924	0
Xero Limited	427	0
	25,366	5,458
Total Realised Movement	25,366	5,458
Changes in Market Values	30,077	(2,272)
Note 9: Income Tax Expense		
	2021	2020
The components of tax expense comprise	\$	\$
Current Tax	9,528	6,863
Deferred Tax Liability/Asset	471	(773)
Income Tax Expense	9,999	6,090

The prima facie tax on benefits accrued before income tax is reconciled to the income tax as follows:

Prima facie tax payable on benefits accrued before income tax at 15%	12,164	6,592
--	--------	-------

Refer to compilation report

Greymads Investments Super Fund

Notes to the Financial Statements

For the year ended 30 June 2021

Less:

Tax effect of:

Non Taxable Contributions	0	90
Increase in MV of Investments	706	0
Realised Accounting Capital Gains	3,805	819

Add:

Tax effect of:

Decrease in MV of Investments	0	1,160
Franking Credits	266	93
Net Capital Gains	3,388	546
Rounding	0	(2)

Income Tax on Taxable Income or Loss	11,307	7,480
--------------------------------------	--------	-------

Less credits:

Franking Credits	1,776	617
Foreign Credits	2	0

Current Tax or Refund	9,528	6,863
-----------------------	-------	-------

Greymads Investments Super Fund

Statement of Taxable Income

For the year ended 30 June 2021

	2021
	\$
Benefits accrued as a result of operations	81,092.00
Less	
Increase in MV of investments	4,710.00
Realised Accounting Capital Gains	25,368.00
	<u>30,078.00</u>
Add	
Franking Credits	1,776.00
Foreign Credits	2.00
Net Capital Gains	22,587.00
	<u>24,365.00</u>
SMSF Annual Return Rounding	(1.00)
Taxable Income or Loss	<u>75,378.00</u>
Income Tax on Taxable Income or Loss	11,306.70
Less	
Franking Credits	1,776.25
Foreign Credits	2.44
	<u>9,528.01</u>
CURRENT TAX OR REFUND	<u>9,528.01</u>
Supervisory Levy	259.00
Income Tax Instalments Paid	(6,862.00)
AMOUNT DUE OR REFUNDABLE	<u>2,925.01</u>

* Distribution tax components review process has not been completed for the financial year.

Trustees Declaration

The directors of the trustee company have determined that the fund is not a reporting entity and that the special purpose financial statements should be prepared in accordance with the accounting policies described in Note 1 to the financial statements.

The directors of the trustee company declare that:

- (i) the financial statements and notes to the financial statements for the year ended 30 June 2021 present fairly, in all material respects, the financial position of the superannuation fund at 30 June 2021 and the results of its operations for the year ended on that date in accordance with the accounting policies described in Note 1 to the financial statements;
- (ii) the financial statements and notes to the financial statements have been prepared in accordance with the requirements of the trust deed; and
- (iii) the operation of the superannuation fund has been carried out in accordance with its trust deed and in compliance with the requirements of the Superannuation Industry (Supervision) Act 1993 and associated Regulations during the year ended 30 June 2021.

Signed in accordance with a resolution of the directors of the trustee company by:

.....
Quach Nguyen
Greymads Investments Pty Ltd
Director

Dated this day of

Greymads Investments Super Fund

Compilation Report

We have compiled the accompanying special purpose financial statements of the Greymads Investments Super Fund which comprise the statement of financial position as at 30/06/2021 the operating statement for the year then ended, a summary of significant accounting policies and other explanatory notes. The specific purpose for which the special purpose financial statements have been prepared is set out in Note 1 to the financial statements.

The Responsibility of the Trustee

The Trustee of Greymads Investments Super Fund are solely responsible for the information contained in the special purpose financial statements, the reliability, accuracy and completeness of the information and for the determination that the financial reporting framework used is appropriate to meet their needs and for the purpose that the financial statements were prepared.

Our Responsibility

On the basis of information provided by the Trustee, we have compiled the accompanying special purpose financial statements in accordance with the financial reporting framework as described in Note 1 to the financial statements and APES 315: Compilation of Financial Information.

We have applied our expertise in accounting and financial reporting to compile these financial statements in accordance with the financial reporting framework described in Note 1 to the financial statements. We have complied with the relevant ethical requirements of APES 110: Code of Ethics for Professional Accountants.

Assurance Disclaimer

Since a compilation engagement is not an assurance engagement, we are not required to verify the reliability, accuracy or completeness of the information provided to us by management to compile these financial statements. Accordingly, we do not express an audit opinion or a review conclusion on these financial statements.

The special purpose financial statements were compiled exclusively for the benefit of the directors of the trustee company who are responsible for the reliability, accuracy and completeness of the information used to compile them. We do not accept responsibility for the contents of the special purpose financial statements.

Joseph Hoang

of

ProPlus Super Pty Ltd
PO Box 1839
BROADBEACH QLD 4218

Signed:

Dated:

Greymads Investments Super Fund Investment Summary Report

As at 30 June 2021

Investment	Units	Market Price	Market Value	Average Cost	Accounting Cost	Unrealised Gain/(Loss)	Gain/(Loss)%	Portfolio Weight%
Cash/Bank Accounts								
Macquarie - Cash Management Account		14,309.510000	14,309.51	14,309.51	14,309.51			5.32 %
			14,309.51		14,309.51			5.32 %
Shares in Listed Companies (Australian)								
ASX.AX ASX Limited	62.00	77.710000	4,818.02	79.97	4,958.13	(140.11)	(2.83) %	1.79 %
			4,818.02		4,958.13	(140.11)	(2.83) %	1.79 %
Units in Unlisted Unit Trusts (Australian)								
MAMIROOT Mamiroo Trust RUST	250,000.00	1.000000	250,000.00	1.00	250,000.00	0.00	0.00 %	92.89 %
			250,000.00		250,000.00	0.00	0.00 %	92.89 %
			269,127.53		269,267.64	(140.11)	(0.05) %	100.00 %

Greymads Investments Super Fund

Investment Income Report

As at 30 June 2021

Investment	Total Income	Franked	Unfranked	Interest/ Other	Franking Credits	Foreign Income	Foreign Credits * 1	Assessable Income (Excl. Capital Gains) * 2	TFN Credits	Other Deductions	Distributed Capital Gains	Non-Assessable Payments
Bank Accounts												
Macquarie - Cash Management Account	7.10			7.10				7.10				
	7.10	0.00	0.00	7.10	0.00	0.00	0.00	7.10	0.00	0.00	0.00	0.00
Mortgage Loans (Australian)												
THUTRINH Loan - Thu Viet Huyen Trinh	25,211.54			25,211.54				25,211.54				
	25,211.54	0.00	0.00	25,211.54	0.00	0.00	0.00	25,211.54	0.00	0.00	0.00	0.00
Shares in Listed Companies (Australian)												
ASX.AX ASX Limited	69.69	69.69			29.87			99.56				
BHP.AX BHP Group Limited	1,974.22	1,974.22			846.09			2,820.31				
CGC.AX Costa Group Holdings Limited	59.94	59.94			25.69			85.63				
D13.AX Department 13 International Ltd												
FMG.AX Fortescue Metals Group Ltd	1,243.33	1,243.33			532.86			1,776.19				
RHC.AX Ramsay Health Care Limited	16.98	16.98			7.28			24.26				
RMD.AX Resmed Inc	16.62					16.62	2.44	19.06				
WES.AX Wesfarmers Limited	191.84	191.84			82.22			274.06				
WBC.AX Westpac Banking Corporation	392.77	392.77			168.33			561.10				
WPL.AX Woodside Petroleum Limited	195.79	195.79			83.91			279.70				
	4,161.18	4,144.56	0.00	0.00	1,776.25	16.62	2.44	5,939.87	0.00	0.00	0.00	0.00
	29,379.82	4,144.56	0.00	25,218.64	1,776.25	16.62	2.44	31,158.51	0.00	0.00	0.00	0.00

Assessable Income (Excl. Capital Gains) **31,158.51**

Net Capital Gain **0.00**

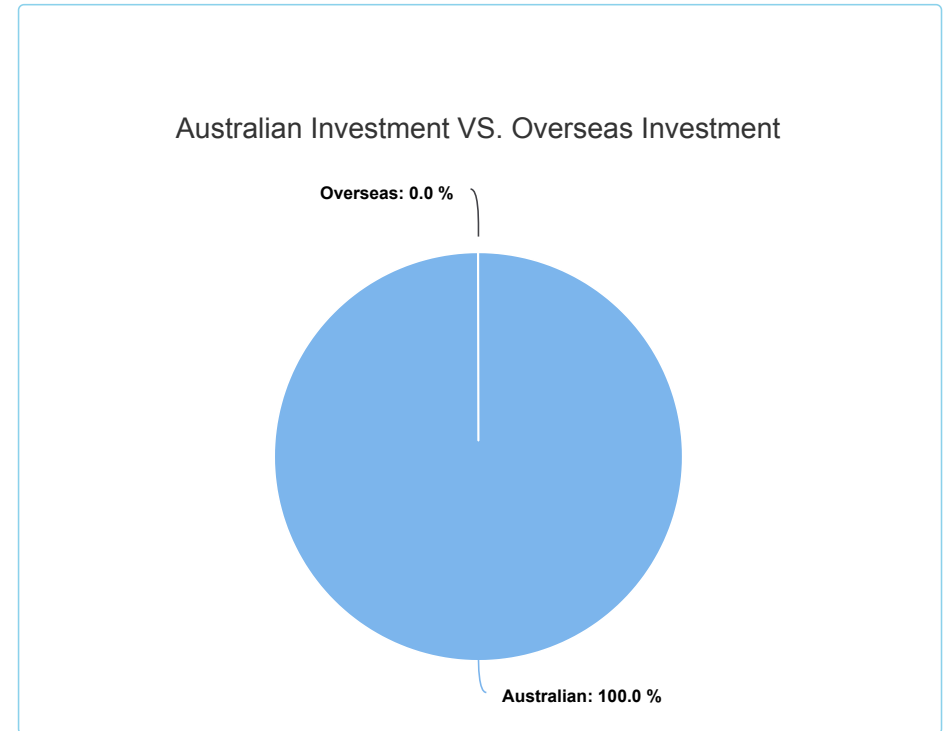
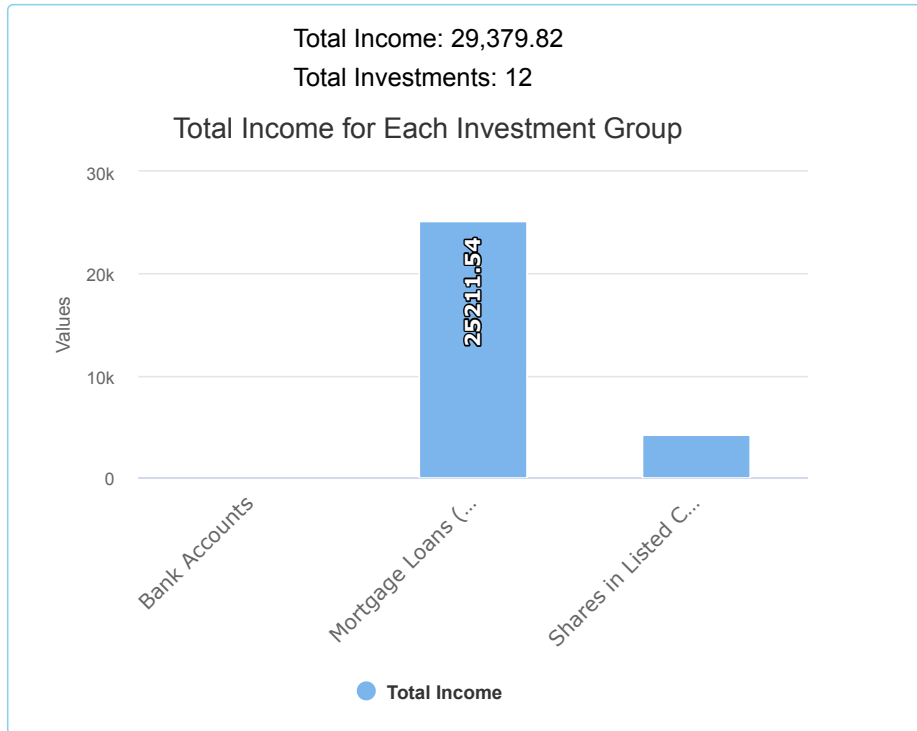
Total Assessable Income 31,158.51

*1 Includes foreign credits from foreign capital gains.

*2 Assessable Income in the SMSF Annual Return will be different as capital gains and losses from disposals of assets have not been included.
For a breakdown of Distributed Capital Gains and Non-Assessable Payments refer to Distributions Reconciliation Report. Includes foreign credits from foreign capital gains.

Greymads Investments Super Fund Investment Income Report

As at 30 June 2021



Greymads Investments Super Fund

Realised Capital Gains Report

For The Period 01 July 2020 - 30 June 2021

Investment		Accounting Treatment				Tax Treatment						
Purchase Contract Date	Disposal Contract Date	Units	Cost	Proceeds	Accounting Profit/(Loss)	Adjusted Cost Base	Reduced Cost Base	Indexed Cost Base	Indexed Gains	Discounted Gains (Gross)	Other Gains	Capital Loss
Shares in Listed Companies (Australian)												
BHP.AX - BHP Group Limited												
27/02/2020	16/03/2021	707.00	24,979.97	33,323.29	8,343.32	24,979.97	24,979.97	0.00	0.00	8,343.32	0.00	0.00
02/11/2020	16/03/2021	294.00	9,992.43	13,857.21	3,864.78	9,992.43	9,992.43	0.00	0.00	0.00	3,864.78	0.00
26/03/2020	16/03/2021	62.00	1,950.01	2,922.27	972.26	1,950.01	1,950.01	0.00	0.00	0.00	972.26	0.00
		1,063.00	36,922.41	50,102.77	13,180.36	36,922.41	36,922.41	0.00	0.00	8,343.32	4,837.04	0.00
CGC.AX - Costa Group Holdings Limited												
26/03/2020	10/03/2021	666.00	1,938.03	3,010.35	1,072.32	1,938.03	1,938.03	0.00	0.00	0.00	1,072.32	0.00
		666.00	1,938.03	3,010.35	1,072.32	1,938.03	1,938.03	0.00	0.00	0.00	1,072.32	0.00
D13.AX - Department 13 International Ltd												
22/11/2017	28/08/2020	25,000.00	2,019.95	0.00	(2,019.95)	2,019.95	2,019.95	0.00	0.00	0.00	0.00	(2,019.95)
		25,000.00	2,019.95	0.00	(2,019.95)	2,019.95	2,019.95	0.00	0.00	0.00	0.00	(2,019.95)
FMG.AX - Fortescue Metals Group Ltd												
24/08/2020	15/03/2021	157.00	2,952.71	3,193.85	241.14	2,952.71	2,952.71	0.00	0.00	0.00	241.14	0.00
02/11/2020	15/03/2021	582.00	10,007.07	11,839.63	1,832.56	10,007.07	10,007.07	0.00	0.00	0.00	1,832.56	0.00
		739.00	12,959.78	15,033.48	2,073.70	12,959.78	12,959.78	0.00	0.00	0.00	2,073.70	0.00
MXC.AX - MGC Pharmaceuticals Limited												
05/03/2021	15/03/2021	20,000.00	1,259.95	1,560.05	300.10	1,259.95	1,259.95	0.00	0.00	0.00	300.10	0.00
		20,000.00	1,259.95	1,560.05	300.10	1,259.95	1,259.95	0.00	0.00	0.00	300.10	0.00
NAN.AX - Nanosonics Limited												
02/11/2020	11/03/2021	1,984.00	10,019.31	11,546.77	1,527.46	10,019.31	10,019.31	0.00	0.00	0.00	1,527.46	0.00

Greymads Investments Super Fund

Realised Capital Gains Report

For The Period 01 July 2020 - 30 June 2021

Investment		Accounting Treatment				Tax Treatment						
Purchase Contract Date	Disposal Contract Date	Units	Cost	Proceeds	Accounting Profit/(Loss)	Adjusted Cost Base	Reduced Cost Base	Indexed Cost Base	Indexed Gains	Discounted Gains (Gross)	Other Gains	Capital Loss
Shares in Listed Companies (Australian)												
		1,984.00	10,019.31	11,546.77	1,527.46	10,019.31	10,019.31	0.00	0.00	0.00	1,527.46	0.00
RHC.AX - Ramsay Health Care Limited												
30/03/2020	11/03/2021	35.00	1,862.70	2,186.45	323.75	1,862.70	1,862.70	0.00	0.00	0.00	323.75	0.00
		35.00	1,862.70	2,186.45	323.75	1,862.70	1,862.70	0.00	0.00	0.00	323.75	0.00
RMD.AX1 - Resmed Inc												
06/04/2020	11/03/2021	150.00	3,912.45	3,599.55	(312.90)	3,912.45	3,912.45	0.00	0.00	0.00	0.00	(312.90)
		150.00	3,912.45	3,599.55	(312.90)	3,912.45	3,912.45	0.00	0.00	0.00	0.00	(312.90)
WBC.AX - Westpac Banking Corporation												
27/02/2020	15/03/2021	1,025.00	25,019.49	24,939.03	(80.46)	25,019.49	25,019.49	0.00	0.00	0.00	0.00	(80.46)
26/03/2020	15/03/2021	125.00	2,003.70	3,041.35	1,037.65	2,003.70	2,003.70	0.00	0.00	0.00	1,037.65	0.00
30/03/2020	15/03/2021	117.00	1,792.50	2,846.70	1,054.20	1,792.50	1,792.50	0.00	0.00	0.00	1,054.20	0.00
		1,267.00	28,815.69	30,827.08	2,011.39	28,815.69	28,815.69	0.00	0.00	0.00	2,091.85	(80.46)
WES.AX - Wesfarmers Limited												
02/11/2020	15/03/2021	218.00	10,006.53	10,866.97	860.44	10,006.53	10,006.53	0.00	0.00	0.00	860.44	0.00
		218.00	10,006.53	10,866.97	860.44	10,006.53	10,006.53	0.00	0.00	0.00	860.44	0.00
WPL.AX - Woodside Petroleum Limited												
02/11/2020	10/03/2021	569.00	10,017.28	14,287.50	4,270.22	10,017.28	10,017.28	0.00	0.00	0.00	4,270.22	0.00
26/03/2020	10/03/2021	111.00	1,938.03	2,787.19	849.16	1,938.03	1,938.03	0.00	0.00	0.00	849.16	0.00
30/03/2020	10/03/2021	100.00	1,705.95	2,510.98	805.03	1,705.95	1,705.95	0.00	0.00	0.00	805.03	0.00
		780.00	13,661.26	19,585.67	5,924.41	13,661.26	13,661.26	0.00	0.00	0.00	5,924.41	0.00

Greymads Investments Super Fund
Realised Capital Gains Report

For The Period 01 July 2020 - 30 June 2021

Investment		Accounting Treatment				Tax Treatment						
Purchase Contract Date	Disposal Contract Date	Units	Cost	Proceeds	Accounting Profit/(Loss)	Adjusted Cost Base	Reduced Cost Base	Indexed Cost Base	Indexed Gains	Discounted Gains (Gross)	Other Gains	Capital Loss
Shares in Listed Companies (Australian)												
XRO.AX - Xero Limited												
17/09/2020	15/03/2021	22.00	2,044.17	2,471.55	427.38	2,044.17	2,044.17	0.00	0.00	0.00	427.38	0.00
		22.00	2,044.17	2,471.55	427.38	2,044.17	2,044.17	0.00	0.00	0.00	427.38	0.00
		51,924.00	125,422.23	150,790.69	25,368.46	125,422.23	125,422.23	0.00	0.00	8,343.32	19,438.45	(2,413.31)
		51,924.00	125,422.23	150,790.69	25,368.46	125,422.23	125,422.23	0.00	0.00	8,343.32	19,438.45	(2,413.31)

Greymads Investments Super Fund

Members Statement

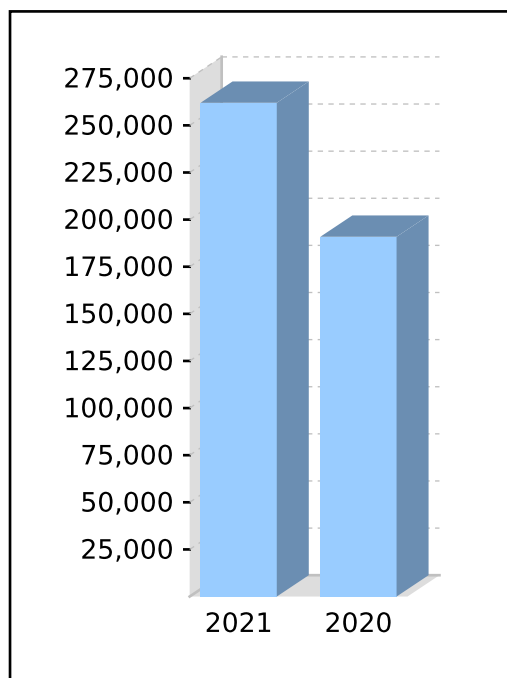
Quach Thanh Xuan Nguyen
 Unit 6 113-115 Albert Street
 Geelong West, Victoria, 3218, Australia

Your Details

Date of Birth :	Provided	Nominated Beneficiaries:	N/A
Age:	34	Nomination Type:	N/A
Tax File Number:	Provided	Vested Benefits:	261,987
Date Joined Fund:	08/06/2016	Total Death Benefit:	261,987
Service Period Start Date:	08/06/2016		
Date Left Fund:			
Member Code:	NGUQUA00003A		
Account Start Date:	08/06/2016		
Account Phase:	Accumulation Phase		
Account Description:	Accumulation		

Your Balance

Total Benefits	261,987
<u>Preservation Components</u>	
Preserved	261,863
Unrestricted Non Preserved	123
Restricted Non Preserved	
<u>Tax Components</u>	
Tax Free	600
Taxable	261,387
Investment Earnings Rate	26%



Your Detailed Account Summary

	This Year	Last Year
Opening balance at 01/07/2020	190,893	153,040
<u>Increases to Member account during the period</u>		
Employer Contributions		
Personal Contributions (Concessional)	25,000	25,000
Personal Contributions (Non Concessional)		600
Government Co-Contributions		
Other Contributions		
Proceeds of Insurance Policies		
Transfers In		
Net Earnings	59,166	20,101
Internal Transfer In		
<u>Decreases to Member account during the period</u>		
Pensions Paid		
Contributions Tax	3,750	3,750
Income Tax	8,028	2,958
No TFN Excess Contributions Tax		
Excess Contributions Tax		
Refund Excess Contributions		
Division 293 Tax		
Insurance Policy Premiums Paid	1,294	1,140
Management Fees		
Member Expenses		
Benefits Paid/Transfers Out		
Superannuation Surcharge Tax		
Internal Transfer Out		
Closing balance at 30/06/2021	261,987	190,893

Greymads Investments Super Fund
Members Statement

Trustee's Disclaimer

This statement has been prepared by the Trustee for the member whose name appears at the top of this statement. Every effort has been made by the Trustee to ensure the accuracy and completeness of this Statement. The Trustee does not accept any liability for any error, omission or misprint. All amounts shown in relation to benefits do not take into account any amounts which may be withheld to satisfy the requirements imposed by the Income Tax Assessment Act 1936.

Signed by all the trustees of the fund

Quach Thanh Xuan Nguyen
Director

Self-managed superannuation fund annual return **2021**

Who should complete this annual return?

Only self-managed superannuation funds (SMSFs) can complete this annual return. All other funds must complete the *Fund income tax return 2021* (NAT 71287).

- ❗ The *Self-managed superannuation fund annual return instructions 2021* (NAT 71606) (the instructions) can assist you to complete this annual return.
- ➡ The SMSF annual return cannot be used to notify us of a change in fund membership. You must update fund details via ABR.gov.au or complete the Change of details for superannuation entities form (NAT 3036).

To complete this annual return

- Print clearly, using a BLACK pen only.
 - Use BLOCK LETTERS and print one character per box.
-
- Place in ALL applicable boxes.

- ➡ Postal address for annual returns:

Australian Taxation Office
GPO Box 9845
[insert the name and postcode
of your capital city]

For example;

Australian Taxation Office
GPO Box 9845
SYDNEY NSW 2001

Section A: Fund information

1 Tax file number (TFN)

- ❗ The ATO is authorised by law to request your TFN. You are not obliged to quote your TFN but not quoting it could increase the chance of delay or error in processing your annual return. See the Privacy note in the Declaration.

- ➡ To assist processing, write the fund's TFN at the top of pages 3, 5, 7 and 9.

2 Name of self-managed superannuation fund (SMSF)

3 Australian business number (ABN) (if applicable)

4 Current postal address

Suburb/town

State/territory

Postcode

5 Annual return status

Is this an amendment to the SMSF's 2021 return?

A No Yes

Is this the first required return for a newly registered SMSF?

B No Yes

6 SMSF auditor

Auditor's name

Title: Mr Mrs Miss Ms Other

Family name

First given name

Other given names

SMSF Auditor Number

Auditor's phone number

Postal address

Suburb/town

State/territory

Postcode

Date audit was completed **A** / /
Day Month YearWas Part A of the audit report qualified? **B** No YesWas Part B of the audit report qualified? **C** No YesIf Part B of the audit report was qualified, have the reported issues been rectified? **D** No Yes**7 Electronic funds transfer (EFT)**

We need your self-managed super fund's financial institution details to pay any super payments and tax refunds owing to you.

A Fund's financial institution account details

This account is used for super contributions and rollovers. Do not provide a tax agent account here.

Fund BSB number

Fund account number

Fund account name

I would like my tax refunds made to this account. Go to C.**B Financial institution account details for tax refunds**

This account is used for tax refunds. You can provide a tax agent account here.

BSB number

Account number

Account name

C Electronic service address alias

Provide the electronic service address alias (ESA) issued by your SMSF messaging provider. (For example, SMSFdataESAAlias). See instructions for more information.

- 8 Status of SMSF** Australian superannuation fund **A** No Yes Fund benefit structure **B** Code
 Does the fund trust deed allow acceptance of the Government's Super Co-contribution and Low Income Super Amounts? **C** No Yes

9 Was the fund wound up during the income year?

No Yes **▶** If yes, provide the date on which the fund was wound up Day / Month / Year **▶** Have all tax lodgment and payment obligations been met? No Yes

10 Exempt current pension income

Did the fund pay retirement phase superannuation income stream benefits to one or more members in the income year?

To claim a tax exemption for current pension income, you must pay at least the minimum benefit payment under the law. Record exempt current pension income at Label **A**.

No **▶** Go to Section B: Income.

Yes **▶** Exempt current pension income amount **A** \$

Which method did you use to calculate your exempt current pension income?

Segregated assets method **B**

Unsegregated assets method **C** **▶** Was an actuarial certificate obtained? **D** Yes

Did the fund have any other income that was assessable?

E Yes **▶** Go to Section B: Income.

No **▶** Choosing 'No' means that you do not have any assessable income, including no-TFN quoted contributions. Go to Section C: Deductions and non-deductible expenses. (Do **not** complete Section B: Income.)

If you are entitled to claim any tax offsets, you can list these at Section D: Income tax calculation statement.

Section B: Income

Do not complete this section if all superannuation interests in the SMSF were supporting superannuation income streams in the retirement phase for the **entire year**, there was **no** other income that was assessable, and you **have not** realised a deferred notional gain. If you are entitled to claim any tax offsets, you can record these at Section D: Income tax calculation statement.

11 Income

Did you have a capital gains tax (CGT) event during the year? **G** No Yes

If the total capital loss or total capital gain is greater than \$10,000 or you elected to use the transitional CGT relief in 2017 and the deferred notional gain has been realised, complete and attach a *Capital gains tax (CGT) schedule 2021*.

Have you applied an exemption or rollover? **M** No Yes

Code

Net capital gain **A** \$

Gross rent and other leasing and hiring income **B** \$

Gross interest **C** \$

Forestry managed investment scheme income **X** \$

Gross foreign income D1 \$	Net foreign income D \$	Loss <input type="text"/>
-----------------------------------	--------------------------------	---------------------------

Australian franking credits from a New Zealand company **E** \$

Transfers from foreign funds **F** \$

Number

Gross payments where ABN not quoted **H** \$

Gross distribution from partnerships **I** \$

Loss

*Unfranked dividend amount **J** \$

*Franked dividend amount **K** \$

*Dividend franking credit **L** \$

*Gross trust distributions **M** \$

Code

Calculation of assessable contributions Assessable employer contributions R1 \$
plus Assessable personal contributions R2 \$
plus **No-TFN-quoted contributions R3 \$ <i>(an amount must be included even if it is zero)</i>
less Transfer of liability to life insurance company or PST R6 \$

Assessable contributions R \$ <i>(R1 plus R2 plus R3 less R6)</i>

Calculation of non-arm's length income *Net non-arm's length private company dividends U1 \$
plus *Net non-arm's length trust distributions U2 \$
plus *Net other non-arm's length income U3 \$

*Other income S \$	Code <input type="text"/>
*Assessable income due to changed tax status of fund T \$	
Net non-arm's length income U \$ <i>(subject to 45% tax rate) (U1 plus U2 plus U3)</i>	

#This is a mandatory label.
*If an amount is entered at this label, check the instructions to ensure the correct tax treatment has been applied.

GROSS INCOME W \$ <i>(Sum of labels A to U)</i>	Loss <input type="text"/>
---	---------------------------

Exempt current pension income **Y** \$

TOTAL ASSESSABLE INCOME V \$ <i>(W less Y)</i>	Loss <input type="text"/>
--	---------------------------

Section C: Deductions and non-deductible expenses

12 Deductions and non-deductible expenses

- Under 'Deductions' list all expenses and allowances you are entitled to claim a deduction for. Under 'Non-deductible expenses', list all other expenses or normally allowable deductions that you cannot claim as a deduction (for example, all expenses related to exempt current pension income should be recorded in the 'Non-deductible expenses' column).

DEDUCTIONS		NON-DEDUCTIBLE EXPENSES	
Interest expenses within Australia	A1 \$		A2 \$
Interest expenses overseas	B1 \$		B2 \$
Capital works expenditure	D1 \$		D2 \$
Decline in value of depreciating assets	E1 \$		E2 \$
Insurance premiums – members	F1 \$		F2 \$
SMSF auditor fee	H1 \$		H2 \$
Investment expenses	I1 \$		I2 \$
Management and administration expenses	J1 \$		J2 \$
Forestry managed investment scheme expense	U1 \$		U2 \$
Other amounts	L1 \$	Code	L2 \$
Tax losses deducted	M1 \$		

TOTAL DEDUCTIONS
N \$
 (Total **A1** to **M1**)

TOTAL NON-DEDUCTIBLE EXPENSES
Y \$
 (Total **A2** to **L2**)

#TAXABLE INCOME OR LOSS Loss
O \$
 (TOTAL ASSESSABLE INCOME *less*
 TOTAL DEDUCTIONS)

TOTAL SMSF EXPENSES
Z \$
 (N *plus* Y)

#This is a mandatory label.

Section D: Income tax calculation statement

#Important:

Section B label **R3**, Section C label **O** and Section D labels **A, T1, J, T5** and **I** are mandatory. If you leave these labels blank, you will have specified a zero amount.

13 Calculation statement

Please refer to the *Self-managed superannuation fund annual return instructions 2021* on how to complete the calculation statement.

#Taxable income	A \$	<i>(an amount must be included even if it is zero)</i>
#Tax on taxable income	T1 \$	<i>(an amount must be included even if it is zero)</i>
#Tax on no-TFN-quoted contributions	J \$	<i>(an amount must be included even if it is zero)</i>

Gross tax **B \$**

(T1 plus J)

Foreign income tax offset	
C1 \$	
Rebates and tax offsets	Non-refundable non-carry forward tax offsets
C2 \$	C \$
	<i>(C1 plus C2)</i>

SUBTOTAL 1

T2 \$

(B less C – cannot be less than zero)

Early stage venture capital limited partnership tax offset	
D1 \$	
Early stage venture capital limited partnership tax offset carried forward from previous year	Non-refundable carry forward tax offsets
D2 \$	D \$
Early stage investor tax offset	<i>(D1 plus D2 plus D3 plus D4)</i>
D3 \$	
Early stage investor tax offset carried forward from previous year	SUBTOTAL 2
D4 \$	T3 \$
	<i>(T2 less D – cannot be less than zero)</i>

Complying fund's franking credits tax offset	
E1 \$	
No-TFN tax offset	
E2 \$	
National rental affordability scheme tax offset	
E3 \$	
Exploration credit tax offset	Refundable tax offsets
E4 \$	E \$
	<i>(E1 plus E2 plus E3 plus E4)</i>

#TAX PAYABLE **T5 \$**

(T3 less E – cannot be less than zero)

Section 102AAM interest charge

G \$

Credit for interest on early payments – amount of interest	
H1 \$	
Credit for tax withheld – foreign resident withholding (excluding capital gains)	
H2 \$	
Credit for tax withheld – where ABN or TFN not quoted (non-individual)	
H3 \$	
Credit for TFN amounts withheld from payments from closely held trusts	
H5 \$	
Credit for interest on no-TFN tax offset	
H6 \$	
Credit for foreign resident capital gains withholding amounts	
H8 \$	
	Eligible credits
	H \$
	<i>(H1 plus H2 plus H3 plus H5 plus H6 plus H8)</i>

#Tax offset refunds (Remainder of refundable tax offsets)	I \$	<i>(unused amount from label E – an amount must be included even if it is zero)</i>
---	-------------	--

PAYG instalments raised

K \$

Supervisory levy

L \$

Supervisory levy adjustment for wound up funds

M \$

Supervisory levy adjustment for new funds

N \$

AMOUNT DUE OR REFUNDABLE A positive amount at S is what you owe, while a negative amount is refundable to you.	S \$	<i>(T5 plus G less H less I less K plus L less M plus N)</i>
---	-------------	--

#This is a mandatory label.

Section E: Losses**14 Losses**

! If total loss is greater than \$100,000, complete and attach a *Losses schedule 2021*.

Tax losses carried forward to later income years **U \$**Net capital losses carried forward to later income years **V \$**

Section F: Member information

MEMBER 1

Title: Mr Mrs Miss Ms Other

Family name

First given name

Other given names

Member's TFN

See the Privacy note in the Declaration.

Date of birth

Contributions

OPENING ACCOUNT BALANCE \$

! Refer to instructions for completing these labels.

Employer contributions

A \$

ABN of principal employer

A1

Personal contributions

B \$

CGT small business retirement exemption

C \$

CGT small business 15-year exemption amount

D \$

Personal injury election

E \$

Spouse and child contributions

F \$

Other third party contributions

G \$

Proceeds from primary residence disposal

H \$

Receipt date Day / Month / Year

H1

Assessable foreign superannuation fund amount

I \$

Non-assessable foreign superannuation fund amount

J \$

Transfer from reserve: assessable amount

K \$

Transfer from reserve: non-assessable amount

L \$

Contributions from non-complying funds and previously non-complying funds

T \$

Any other contributions (including Super Co-contributions and Low Income Super Amounts)

M \$

TOTAL CONTRIBUTIONS N \$

(Sum of labels **A** to **M**)

Other transactions

Allocated earnings or losses **O \$**

Loss

Accumulation phase account balance

S1 \$

Inward rollovers and transfers **P \$**

Retirement phase account balance – Non CDBIS

S2 \$

Outward rollovers and transfers **Q \$**

Lump Sum payments **R1 \$**

Retirement phase account balance – CDBIS

S3 \$

Income stream payments **R2 \$**

Code

Code

TRIS Count

CLOSING ACCOUNT BALANCE S \$

(**S1** plus **S2** plus **S3**)

Accumulation phase value **X1 \$**

Retirement phase value **X2 \$**

Outstanding limited recourse borrowing arrangement amount **Y \$**

Section H: Assets and liabilities
15 ASSETS**15a Australian managed investments**Listed trusts **A \$**Unlisted trusts **B \$**Insurance policy **C \$**Other managed investments **D \$****15b Australian direct investments**Cash and term deposits **E \$****Limited recourse borrowing arrangements**

Australian residential real property

J1 \$

Australian non-residential real property

J2 \$

Overseas real property

J3 \$

Australian shares

J4 \$

Overseas shares

J5 \$

Other

J6 \$

Property count

J7Debt securities **F \$**Loans **G \$**Listed shares **H \$**Unlisted shares **I \$**Limited recourse
borrowing arrangements **J \$**Non-residential
real property **K \$**Residential
real property **L \$**Collectables and
personal use assets **M \$**Other assets **O \$****15c Other investments**Crypto-Currency **N \$****15d Overseas direct investments**Overseas shares **P \$**Overseas non-residential real property **Q \$**Overseas residential real property **R \$**Overseas managed investments **S \$**Other overseas assets **T \$****TOTAL AUSTRALIAN AND OVERSEAS ASSETS U \$**(Sum of labels **A** to **T**)**15e In-house assets**

Did the fund have a loan to, lease to
or investment in, related parties
(known as in-house assets)
at the end of the income year?

A No Yes **) \$**

15f Limited recourse borrowing arrangements

If the fund had an LRBA were the LRBA borrowings from a licensed financial institution? **A** No Yes

Did the members or related parties of the fund use personal guarantees or other security for the LRBA? **B** No Yes

16 LIABILITIES

Borrowings for limited recourse borrowing arrangements	
V1 \$	
Permissible temporary borrowings	
V2 \$	
Other borrowings	
V3 \$	Borrowings V \$
Total member closing account balances (total of all CLOSING ACCOUNT BALANCES from Sections F and G) W \$	
Reserve accounts X \$	
Other liabilities Y \$	
TOTAL LIABILITIES Z \$	

Section I: Taxation of financial arrangements**17 Taxation of financial arrangements (TOFA)**

Total TOFA gains **H \$**

Total TOFA losses **I \$**

Section J: Other information**Family trust election status**

If the trust or fund has made, or is making, a family trust election, write the four-digit **income year specified** of the election (for example, for the 2020–21 income year, write **2021**). **A**


If revoking or varying a family trust election, print **R** for revoke or print **V** for variation, and complete and attach the *Family trust election, revocation or variation 2021*. **B**

Interposed entity election status

If the trust or fund has an existing election, write the earliest income year specified. If the trust or fund is making one or more elections this year, write the earliest income year being specified and complete an *Interposed entity election or revocation 2021* for each election. **C**

If revoking an interposed entity election, print **R**, and complete and attach the *Interposed entity election or revocation 2021*. **D**

Section K: Declarations

 Penalties may be imposed for false or misleading information in addition to penalties relating to any tax shortfalls.

Important

Before making this declaration check to ensure that all income has been disclosed and the annual return, all attached schedules and any additional documents are true and correct in every detail. If you leave labels blank, you will have specified a zero amount or the label was not applicable to you. If you are in doubt about any aspect of the annual return, place all the facts before the ATO.

Privacy

The ATO is authorised by the *Taxation Administration Act 1953* to request the provision of tax file numbers (TFNs). We will use the TFN to identify the entity in our records. It is not an offence not to provide the TFN. However if you do not provide the TFN, the processing of this form may be delayed.

Taxation law authorises the ATO to collect information and disclose it to other government agencies. For information about your privacy go to ato.gov.au/privacy

TRUSTEE'S OR DIRECTOR'S DECLARATION:

I declare that, the current trustees and directors have authorised this annual return and it is documented as such in the SMSF's records. I have received a copy of the audit report and are aware of any matters raised therein. The information on this annual return, including any attached schedules and additional documentation is true and correct.

Authorised trustee's, director's or public officer's signature

Date / /

Preferred trustee or director contact details:

Title: Mr Mrs Miss Ms Other

Family name

First given name

Other given names

Phone number

Email address

Non-individual trustee name (if applicable)

ABN of non-individual trustee

Time taken to prepare and complete this annual return Hrs

 The Commissioner of Taxation, as Registrar of the Australian Business Register, may use the ABN and business details which you provide on this annual return to maintain the integrity of the register. For further information, refer to the instructions.

TAX AGENT'S DECLARATION:

I declare that the *Self-managed superannuation fund annual return 2021* has been prepared in accordance with information provided by the trustees, that the trustees have given me a declaration stating that the information provided to me is true and correct, and that the trustees have authorised me to lodge this annual return.

Tax agent's signature

Date / /

Tax agent's contact details

Title: Mr Mrs Miss Ms Other

Family name

First given name

Other given names

Tax agent's practice

Tax agent's phone number

Reference number

Tax agent number

Capital gains tax (CGT) schedule

202%

When completing this form

- Print clearly, using a black or dark blue pen only.
- Use BLOCK LETTERS and print one character in each box.

S	M	I	T	H		S	T												
---	---	---	---	---	--	---	---	--	--	--	--	--	--	--	--	--	--	--	--

- Do not use correction fluid or covering stickers.
- Sign next to any corrections with your **full signature** (not initials).

- Use in conjunction with company, trust, fund income tax return or the self-managed superannuation fund annual return.
- Refer to the *Guide to capital gains tax 202F* available on our website at ato.gov.au for instructions on how to complete this schedule.

Tax file number (TFN)

I We are authorised by law to request your TFN. You do not have to quote your TFN. However, if you don't it could increase the chance of delay or error in processing your form.

Australian business number (ABN)

Taxpayer's name

1 Current year capital gains and capital losses

	Capital gain		Capital loss
Shares in companies listed on an Australian securities exchange	A \$		K \$
Other shares	B \$		L \$
Units in unit trusts listed on an Australian securities exchange	C \$		M \$
Other units	D \$		N \$
Real estate situated in Australia	E \$		O \$
Other real estate	F \$		P \$
Amount of capital gains from a trust (including a managed fund)	G \$		
Collectables	H \$		Q \$
Other CGT assets and any other CGT events	I \$		R \$
Amount of capital gain previously deferred under transitional CGT relief for superannuation funds	S \$		
Total current year capital gains	J \$		

Add the amounts at labels **K** to **R** and write the total in item 2 label **A – Total current year capital losses**.

2 Capital lossesTotal current year capital losses **A \$**Total current year capital losses applied **B \$**Total prior year net capital losses applied **C \$**Total capital losses transferred in applied
(only for transfers involving a foreign bank branch or
permanent establishment of a foreign financial entity) **D \$**Total capital losses applied **E \$**Add amounts at **B**, **C** and **D**.

3 Unapplied net capital losses carried forwardNet capital losses from collectables carried forward to later income years **A \$**Other net capital losses carried forward to later income years **B \$**Add amounts at **A** and **B** and transfer the total
to label **V – Net capital losses carried forward
to later income years** on your tax return.

4 CGT discountTotal CGT discount applied **A \$**

5 CGT concessions for small businessSmall business active asset reduction **A \$**Small business retirement exemption **B \$**Small business rollover **C \$**Total small business concessions applied **D \$**

6 Net capital gainNet capital gain **A \$****1J less 2E less 4A less 5D** (cannot be less than
zero). Transfer the amount at **A** to label **A – Net
capital gain** on your tax return.

7 Earnout arrangements

Are you a party to an earnout arrangement? **A** Yes, as a buyer Yes, as a seller No
(Print in the appropriate box.)

! If you are a party to more than one earnout arrangement, copy and attach a separate sheet to this schedule providing the details requested here for each additional earnout arrangement.

How many years does the earnout arrangement run for? **B**

What year of that arrangement are you in? **C**

If you are the seller, what is the total estimated capital proceeds from the earnout arrangement? **D** \$

Amount of any capital gain or loss you made under your non-qualifying arrangement in the income year. **E** \$ / ^{LOSS}

! **Request for amendment**

If you received or provided a financial benefit under a look-through earnout right created in an earlier income year and you wish to seek an amendment to that earlier income year, complete the following:

Income year earnout right created **F**

Amended net capital gain or capital losses carried forward **G** \$ / ^{LOSS}

8 Other CGT information required (if applicable)

Small business 15 year exemption – exempt capital gains **A** \$ / ^{CODE}

Capital gains disregarded by a foreign resident **B** \$

Capital gains disregarded as a result of a scrip for scrip rollover **C** \$

Capital gains disregarded as a result of an inter-company asset rollover **D** \$

Capital gains disregarded by a demerging entity **E** \$

Taxpayer's declaration

! If the schedule is not lodged with the income tax return you are required to sign and date the schedule.

Important

Before making this declaration check to ensure that all the information required has been provided on this form and any attachments to this form, and that the information provided is true and correct in every detail. If you are in doubt about any aspect of the tax return, place all the facts before the ATO. The income tax law imposes heavy penalties for false or misleading statements.

Privacy

Taxation law authorises the ATO to collect information and disclose it to other government agencies. This includes personal information of the person authorised to sign the declaration. For information about your privacy go to ato.gov.au/privacy

I declare that the information on this form is true and correct.

Signature

Date

Day

Month

Year

/ /

Contact name

Daytime contact number (include area code)