


C J & K A Roberts Family Superannuation Fund



Financial Statements

For the year ended 30 June 2021

C J & K A Roberts Family Superannuation Fund

Compilation Report

For the year ended 30 June 2021

We have compiled the accompanying special purpose financial statements of C J & K A Roberts Family Superannuation Fund, which comprise the statement of financial position as at 30 June 2021, the operating statement for the year then ended, a summary of significant accounting policies and other explanatory notes. The specific purpose for which the special purpose financial statements have been prepared is set out in Note 1 to the financial statements.

The Responsibility of the Trustees

The Trustees of C J & K A Roberts Family Superannuation Fund are solely responsible for the information contained in the special purpose financial statements, the reliability, accuracy and completeness of the information and for the determination that the financial reporting framework used is appropriate to meet their needs and for the purpose that the financial statements were prepared.

Our Responsibility

On the basis of information provided by the Trustees, we have compiled the accompanying special purpose financial statements in accordance with the financial reporting framework described in Note 1 to the financial statements and APES 315: *Compilation of Financial Information*.

We have applied our expertise in accounting and financial reporting to compile these financial statements in accordance with the financial reporting framework described in Note 1 to the financial statements. We have complied with the relevant ethical requirements of APES 110: *Code of Ethics for Professional Accountants*.

Assurance Disclaimer

Since a compilation engagement is not an assurance engagement, we are not required to verify the reliability, accuracy or completeness of the information provided to us by management to compile these financial statements. Accordingly, we do not express an audit opinion or a review conclusion on these financial statements.

The special purpose financial statements were compiled exclusively for the benefit of the Trustees who are responsible for the reliability, accuracy and completeness of the information used to compile them. We do not accept responsibility for the contents of the special purpose financial statements.

Firm: Walker Partners (Aust) Pty Ltd
Address: PO Box 706
Burgundy Street
HEIDELBERG VIC 3084

Signature: _____

Date: _____

Statement of Financial Position

As at 30 June 2021

	Note	2021 \$	2020 \$
INVESTMENTS			
Australian Listed Shares	11	3,037,195	2,067,308
Australian Listed Unit Trust	12	58	57
		3,037,253	2,067,365
OTHER ASSETS			
Cash at Bank	13	4,963	45,852
Dividend Reinvestment Plan Residual	14	-	189
		4,963	46,041
TOTAL ASSETS		3,042,216	2,113,406
LIABILITIES			
Provisions for Tax - Fund	15	76,620	(12,250)
Financial Position Rounding		1	1
		76,621	(12,249)
TOTAL LIABILITIES		76,621	(12,249)
NET ASSETS AVAILABLE TO PAY BENEFITS		2,965,595	2,125,655
REPRESENTED BY: LIABILITY FOR MEMBERS' BENEFITS			
Allocated to Members' Accounts	16	2,965,595	2,125,655
		2,965,595	2,125,655

This Statement is to be read in conjunction with the notes to the Financial Statements

Operating Statement

For the year ended 30 June 2021

	Note	2021 \$	2020 \$
REVENUE			
Investment Revenue			
Australian Listed Shares	2	97,617	126,774
Australian Listed Unit Trust	3	542	4
Miscellaneous Rebates	4	20	-
		98,179	126,778
Contribution Revenue			
Employer Concessional Contributions		2,680	2,198
		2,680	2,198
Other Revenue			
Cash at Bank	5	38	53
Market Movement Non-Realised	6	680,179	(430,999)
Market Movement Realised	7	125,267	572
		805,484	(430,374)
Total Revenue		906,343	(301,398)
EXPENSES			
General Expense			
Fund Administration Expenses	8	3,187	3,232
Investment Expenses	9	437	-
		3,624	3,232
BENEFITS ACCRUED AS A RESULT OF OPERATIONS BEFORE INCOME TAX		902,719	(304,630)
Tax Expense			
Fund Tax Expenses	10	62,780	(69,167)
		62,780	(69,167)
BENEFITS ACCRUED AS A RESULT OF OPERATIONS		839,939	(235,463)

This Statement is to be read in conjunction with the notes to the Financial Statements

C J & K A Roberts Family Superannuation Fund
Notes to the Financial Statements
For the year ended 30 June 2021

Note 1: Summary of Significant Accounting Policies

The trustees have prepared the financial statements on the basis that the superannuation fund is a non-reporting entity because there are no users dependent on general purpose financial statements. The financial statements are therefore special purpose financial statements that have been prepared in order to meet the requirements of the Superannuation Industry (Supervision) Act 1993 and accompanying Regulations, the trust deed of the fund and the needs of members.

The financial statements have also been prepared on a cash basis unless otherwise stated and are based on historical costs, except for investments, which have been measured at market values.

The following significant accounting policies, which are consistent with the policies applied in the previous period unless otherwise stated, have been adopted in the preparation of the financial statements.

a. Measurement of Investments

The fund initially recognises:

- i. an investment when it controls the future economic benefits expected to flow from the asset. For financial assets, the trade date is considered the date on which control of the future economic benefits attributable to the asset passes to the fund; and
- ii. a financial liability on the date it becomes a party to the contractual provisions of the instrument.

Investments of the fund have been measured at their market values, which is the amount that a willing buyer of the asset could reasonably be expected to pay to acquire the asset from a willing seller if the following assumptions were made:

- that the buyer and seller deal with each other at arm's length in relation to the sale;
- that the sale occurred after proper marketing of the asset; and
- that the buyer and the seller acted knowledgeably and prudentially in relation to the sale.

Market values have been determined as follows:

- i. shares and other securities listed on the Australian Securities Exchange by reference to the relevant market quotations at the end of the reporting period;
- ii. units in managed funds by reference to the unit redemption price at the end of the reporting period;
- iii. fixed interest securities by reference to the redemption price at the end of the reporting period; and
- iv. investment properties at trustees' assessment of their realisable value.

Financial liabilities, such as trade creditors and other payables, are measured at the gross value of the outstanding balance at the reporting date. The trustees have determined that the gross values of the fund's financial liabilities are equivalent to their market values. Any remeasurement changes in the gross values of non-current financial liabilities (including liabilities for members accrued benefits) are recognised in the operating statement in the periods in which they occur.

b. Cash and Cash Equivalents

Cash and cash equivalents include cash on hand and at call, deposits with banks and short-term, highly liquid investments that are readily convertible to cash and are subject to an insignificant risk of change in value.

c. Revenue

Revenue is recognised at the market value of the consideration received or receivable.

Interest revenue

C J & K A Roberts Family Superannuation Fund

Notes to the Financial Statements

For the year ended 30 June 2021

Interest revenue is recognised in respect of fixed-interest securities, and cash and cash equivalent balances. Interest revenue is recognised upon receipt.

Dividend revenue

Dividend revenue is recognised when the dividend has been paid or, in the case of dividend reinvestment schemes, when the dividend is credited to the benefit of the fund.

Rental revenue

Rental revenue arising from operating leases on investment properties is recognised upon receipt.

Distribution revenue

Distributions from trusts are recognised as at the date the unit value is quoted ex-distributions and if not received at the end of the reporting period, are reflected in the statement of financial position as a receivable.

Contributions and Transfers

Contributions received and transfers in are recognised when the control and the benefits from the revenue is transferred to the fund. Contributions and transfers in are recognised gross of any taxes.

Remeasurement changes in market values

Remeasurement changes in the market values of assets are recognised as income and are determined as the difference between the market value at year-end or consideration received (if sold during the year) and the market value as at the prior year-end or cost (if the investment was acquired during the period).

d. Expenses

Expense are recognised and reflected in the operating statement when they are incurred.

e. Benefits Paid

Benefits are recognised when a valid withdrawal notice is received and approved by the trustee(s) in accordance with the fund's Trust Deed.

f. Liability for Accrued Benefits

The liability for accrued benefits represents the fund's present obligation to pay benefits to members and beneficiaries and has been calculated as the difference between the carrying amount of the assets and the carrying amount of the other payables and income tax liabilities as at the end of the reporting period.

g. Income Tax

The income tax expense (revenue) for the year comprises current income tax expense (revenue) and deferred income tax expense (revenue).

Current income tax expense charged to the profit or loss is the tax payable (refundable) on taxable income. Current tax liabilities (assets) are therefore measured at the amounts expected to be paid to (refunded from) the relevant taxation authority.

Deferred income tax expense reflects movements in deferred tax liability balances during the year as well as unused tax losses.

Except for business combinations, no deferred income tax is recognised from the initial recognition of an asset or liability where there is no effect on accounting or taxable profit or loss.

C J & K A Roberts Family Superannuation Fund

Notes to the Financial Statements

For the year ended 30 June 2021

Deferred tax assets and liabilities are calculated at the tax rates that are expected to apply to the period when the asset is realised or the liability is settled and their measurement also reflects the manner in which the trustees expect to recover or settle the carrying amount of the related asset or liability.

Deferred tax assets relating to temporary differences and unused tax losses are recognised only to the extent that it is probable that future taxable profit will be available against which the benefits of the deferred tax asset can be utilised.

Current tax assets and liabilities are offset where a legally enforceable right of set-off exists and it is intended that net settlement or simultaneous realisation and settlement of the respective asset and liability will occur. Deferred tax assets and liabilities are offset where:

(a) a legally enforceable right of set-off exists; and

(b) the deferred tax assets and liabilities relate to income taxes levied by the same taxation authority on either the same taxable entity or different taxable entities, where it is intended that net settlement or simultaneous realisation and settlement of the respective asset and liability will occur in future periods in which significant amounts of deferred tax assets or liabilities are expected to be recovered or settled.

The rate of tax used to determine income tax expense (revenue) and current tax liabilities (assets) is 15%, the applicable rate for a complying superannuation fund. This rate is applied to taxable income, after any claim for exempt current pension income, where applicable. The top personal marginal tax rate is applied to a non-complying superannuation fund and to non-arm's length income (NALI).

h. Goods and Services Tax (GST)

Revenues, expenses and assets are recognised net of the amount of GST, except where the amount of GST incurred is not recoverable from the Australian Taxation Office (ATO).

The net amount of GST recoverable from, or payable to, the ATO is included with other receivables or other payables in the statement of financial position.

i. Critical Accounting Estimates and Judgments

The preparation of financial statements requires the trustees to make judgments, estimates and assumptions that affect the application of accounting policies and the reported amounts of assets and liabilities, income and expenses. Actual results may differ from these estimates.

Estimates and underlying assumptions are reviewed on an ongoing basis. Revisions to accounting estimates are recognised in the period in which the estimate is revised and in any future period affected.

j. Events Subsequent to Balance Date

The superannuation fund is an Accumulation fund and consequently any reduction or increment in market value of the fund is a reduction in member benefits. Any significant movement in the market value of investments after balance date has not been brought to account. Investments are in principle held for the long term and it is not appropriate to bring any subsequent reduction or increment in market values to account as at year end. Net movement in market values subsequent to balance date will be recognised in the next financial year.

In March 2020, the WHO classified the COVID-19 outbreak as a pandemic, based on the rapid increase in exposure globally. The full impact of the COVID-19 outbreak continues to evolve as of the date of this report. As such, it is uncertain as to the impact this will have on the superannuation fund.

C J & K A Roberts Family Superannuation Fund
Notes to the Financial Statements
For the year ended 30 June 2021

	2021	2020
	\$	\$
Note 2: Australian Listed Shares		
Accent Group Ltd- Div	960	-
Arcor Limited - Dividends	727	-
Ansell Limited - Dividends	1,068	-
ANZ Banking Grp Ltd - Dividends	3,922	9,892
ARGO Investments - Dividends	1,834	2,162
Australian Foundat. - Dividends	6,228	6,005
Bank Of Queensland. - Dividends	2,959	-
Bendigo And Adelaide - Dividends	-	2,401
BHP Billiton Limited - Dividends	13,242	12,974
Bluescope Steel Ltd - Dividends	35	35
Brambles Limited - Dividends	239	-
Coles Group Limited - Dividends	-	1,260
Commonwealth Bank. - Dividends	12,237	20,194
Global Value Fund Limited	-	570
Harvey Norman - Dividends	756	-
Macquarie Bank Ltd - Dividends	42	-
National Aust. Bank - Dividends	8,101	20,621
Orora Limited	701	3,628
Platinum Capital Ltd - Dividends	335	781
QBE Insurance Group - Dividends	46	-
RIO Tinto Limited - Dividends	16,782	28,488
Sonic Healthcare - Dividends	845	-
South32 Ordinary Fully Paid Deferred Settlement	193	454
Suncorp-metway. - Dividends	909	260
Super Retail Group Ltd	4,862	-
Telstra Corporation. - Dividends	3,025	7,042
VanEck Vectors MSCI World ex Australia Qlt (H) ETF	104	-
Vingd Intl Shares	43	-
Viva Energy Group Ltd	2,459	-
WAM Capital Limited - Dividends	597	-
Wesfarmers Limited - Dividends	2,709	3,144
Westpac Banking Corp - Dividends	11,369	6,863
Worleyparsons Ltd - Dividends	288	-
	97,617	126,774

C J & K A Roberts Family Superannuation Fund
Notes to the Financial Statements
For the year ended 30 June 2021

	2021 \$	2020 \$
Note 3: Australian Listed Unit Trust		
Sydney Airport Group	2	4
Transurban Group Stapled - Dividends	540	-
	542	4
Note 4: Miscellaneous Rebates		
Miscellaneous Rebate	20	-
	20	-
Note 5: Cash at Bank		
Cash at Bank - Bank Interest	34	53
Cash at Bank - Other (Fund)	4	-
	38	53
Note 6: Market Movement Non-Realised		
Market Movement Non-Realised - Shares - Listed	680,178	(430,975)
Market Movement Non-Realised - Trusts - Unit	1	(24)
	680,179	(430,999)
Note 7: Market Movement Realised		
Market Movement Realised - Other Managed Investments	(7,666)	-
Market Movement Realised - Shares - Listed	130,473	572
Market Movement Realised - Trusts - Unit	2,460	-
	125,267	572
Note 8: Fund Administration Expenses		
Accountancy Fees	-	2,943
Bank Charges (Admin)	13	30
Professional Fees	2,915	-
Subscriptions and Registrations (Admin)	259	259
	3,187	3,232
Note 9: Investment Expenses		
Investment Administration Fee	248	-
Investment Expense - Other	189	-
	437	-
Note 10: Fund Tax Expenses		
Income Tax Expense	(10,380)	(26,090)
Tax Accrued During Period (Deferred Tax)	73,160	(43,077)
	62,780	(69,167)

C J & K A Roberts Family Superannuation Fund
Notes to the Financial Statements
For the year ended 30 June 2021

	2021	2020
	\$	\$
Note 11: Australian Listed Shares		
ANZ Banking Grp Ltd	339,996	120,862
ARGO Investments	58,492	47,095
Australian Foundat.	208,434	156,586
Bank Of Queensland.	113,866	6,170
Bapcor Ltd	84,575	-
Bendigo And Adelaide	-	27,185
BHP Billiton Limited	442,910	229,606
Bluescope Steel Ltd	5,424	2,887
Commonwealth Bank.	524,817	339,603
Dubber Corporation Limited	108,428	18,645
Fortescue Metals Grp	79,123	-
Macquarie Group Ltd	2,190	1,542
National Aust. Bank	371,275	250,142
Orora Limited	-	14,834
Platinum Capital Ltd	-	13,950
RIO Tinto Limited	196,292	396,738
South32 Ordinary Fully Paid Deferred Settlement	17,838	12,420
Suncorp-metway.	10,332	16,383
Telstra Corporation.	-	137,751
VanEck Vectors MSCI World ex Australia Qlt (H) ETF	-	9,578
Wesfarmers Limited	89,950	94,860
Westpac Banking Corp	383,253	170,471
	3,037,195	2,067,308
Note 12: Australian Listed Unit Trust		
Sydney Airport Group	58	57
	58	57
Note 13: Cash at Bank		
Cash at Bank	1,018	45,852
Cash at Bank	3,945	-
	4,963	45,852
Note 14: Dividend Reinvestment Plan Residual		
Dividend Reinvestment Plan Residual	-	189
	-	189

C J & K A Roberts Family Superannuation Fund
Notes to the Financial Statements
For the year ended 30 June 2021

	2021	2020
	\$	\$
Note 15: Provisions for Tax - Fund		
Provision for Deferred Tax (Fund)	87,000	13,840
Provision for Income Tax (Fund)	(10,380)	(26,090)
	76,620	(12,250)
Note 16A: Movements in Members' Benefits		
Liability for Members' Benefits Beginning:	2,125,655	2,361,120
Add: Increase (Decrease) in Members' Benefits	839,940	(235,464)
Liability for Members' Benefits End	2,965,595	2,125,655
Note 16B: Members' Other Details		
Total Unallocated Benefits	-	-
Total Forfeited Benefits	-	-
Total Preserved Benefits	2,965,595	2,125,655
Total Vested Benefits	2,965,595	2,125,655

Tax Reconciliation

For the year ended 30 June 2021

INCOME		
Gross Interest Income		38.00
Gross Dividend Income		
Imputation Credits	39,186.91	
Franked Amounts	91,436.12	
Unfranked Amounts	4,308.82	134,931.00
Gross Rental Income		-
Gross Foreign Income		-
Gross Trust Distributions		540.00
Gross Assessable Contributions		
Employer Contributions/Untaxed Transfers	2,680.00	
Member Contributions	-	2,680.00
Gross Capital Gain		
Net Capital Gain	57,460.00	
Pension Capital Gain Revenue	-	57,460.00
Non-arm's length income		-
Net Other Income		19.00
Gross Income		195,668.00
Less Exempt Current Pension Income		-
Total Income		195,668.00
LESS DEDUCTIONS		
Other Deduction		3,624.00
Total Deductions		3,624.00
TAXABLE INCOME		192,044.00
Gross Income Tax Expense (15% of Standard Component)		28,806.60
(45% of Non-arm's length income)		-
Less Foreign Tax Offset	-	-
Less Other Tax Credit	-	-
Tax Assessed		28,806.60
Less Imputed Tax Credit	39,186.91	
Less Amount Already paid (for the year)	-	39,186.91
TAX DUE OR REFUNDABLE		(10,380.31)
Supervisory Levy		259.00
AMOUNT DUE OR REFUNDABLE		(10,121.31)

CJ & K A Roberts Family Superannuation Fund

Member Account Balances

For the year ended 30 June 2021

Member Accounts	Opening Balance	Transfers & Tax Free Contributions	Taxable Contributions	Transfers to Pension Membership	Less: Member Tax	Less: Member Expenses	Less: Withdrawals	Distributions	Closing Balance
Roberts, Christopher (59)									
Accumulation									
Accum-D0001	1,928,239.17	-	-	-	-	-	-	759,866.34	2,688,105.51
	1,928,239.17	-	-	-	-	-	-	759,866.34	2,688,105.51
Roberts, Kym (50)									
Accumulation									
Accum-D0002	197,415.41	-	2,680.43	-	402.06	-	-	77,796.02	277,489.80
	197,415.41	-	2,680.43	-	402.06	-	-	77,796.02	277,489.80
Reserve									
	-	-	-	-	-	-	-	-	-
TOTALS	2,125,654.58	-	2,680.43	-	402.06	-	-	837,662.36	2,965,595.31

CALCULATED FUND EARNING RATE:

39.4073 %

APPLIED FUND EARNING RATE:

39.4073 %

C J & K A Roberts Family Superannuation Fund

Investment Summary

As at 30 June 2021

Investment	Code	Units	Average Unit Cost \$	Market Price \$	Adjusted Cost \$	Market Value \$	Gain / Loss \$	Gain / Loss %	Portfolio Weight %
Cash									
Cash at Bank	-	-	-	-	1,318.30	1,318.30	-	-	0.03
Cash at Bank	-	-	-	-	3,944.86	3,944.86	-	-	0.13
					4,963.16	4,963.16	-	-	0.16
Domestic Shares									
ANZ Banking Grp Ltd	ANZ	12,078.0000	26.4189	28.1500	319,087.72	339,995.20	20,907.48	6.55	11.18
AFIO Investments	ANF	5,550.0000	5.3297	8.9300	49,270.90	49,491.00	220.10	0.45	1.22
Australian Foundat	ANL	26,654.0000	4.5317	7.6210	120,761.16	208,484.28	87,723.12	72.60	6.85
Bank of Queensland	BQC	12,499.0000	8.0449	5.1100	100,802.98	118,885.89	18,082.91	18.18	3.74
Bapine Ltd	BAP	9,510.0000	7.8877	8.0000	78,243.45	84,575.00	6,331.55	8.09	2.78
BHP Billiton Limited	BHP	9,119.0000	27.5626	48.5700	151,617.24	442,969.83	191,352.59	76.18	14.56
Bluescope Steel Ltd	BSL	247.0000	47.2917	21.9600	11,666.23	5,424.12	(6,242.11)	(53.51)	0.18
Commonwealth Bank	CBA	5,155.0000	43.4188	99.8700	428,170.17	524,816.85	96,646.68	22.57	17.25
Dubbin Corporation Limited	DUB	35,390.0000	2.8550	3.9300	100,112.90	108,428.10	8,315.20	8.31	3.54
Ferret (Australia) Pty Ltd	FAP	3,390.0000	23.5015	29.3400	79,670.19	79,122.60	(547.59)	(0.69)	2.40
Magellan Group Ltd	MGC	14.0000	49.8264	186.4300	697.57	2,190.02	1,492.45	213.95	0.07
National Australia Bank	NAB	14,100.0000	26.4401	26.2400	371,555.34	371,475.20	(80.14)	(0.02)	10.23
NJO Tinto Limited	NJO	1,540.0000	59.2708	126.4400	91,869.69	190,292.00	104,422.31	113.74	6.45
South32 Ordinary (Full) Paid Deferrable	S32	4,088.0000	1.9592	2.9300	8,518.20	17,937.84	9,419.64	109.41	0.59
Suncorp-netwe	SUN	930.0000	19.0429	11.1100	8,409.90	10,331.30	1,921.40	22.86	0.34
Woolworths Limited	WES	1,622.0000	27.1625	50.1000	41,326.08	89,950.20	48,624.12	117.56	2.96
Westpac Banking Corp	WBC	14,849.0000	22.3578	29.8100	331,493.95	483,257.69	151,763.74	45.78	12.60
					2,179,560.16	3,037,194.12	857,633.96	39.35	99.83
Unit Trusts									
Sydney Airport Group	SJD	10.0000	3.6420	6.7900	35.40	67.90	32.50	92.06	0.00
					35.42	67.90	32.48	92.07	0.00
Total Investments					2,184,558.74	3,042,215.18	857,656.44	39.26	100.00

Gain / Loss \$ is equal to Market Value \$ less Adjusted Cost \$

Gain / Loss % is equal to Gain / Loss \$ divided by Adjusted Cost \$, expressed as a percentage

Member Statement

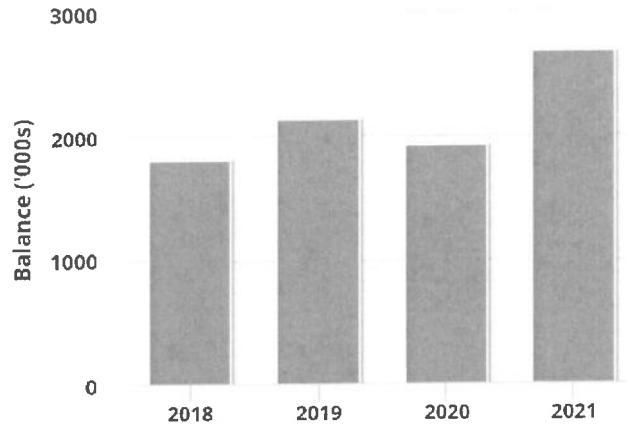
For the year ended 30 June 2021

Member details

Mr Christopher Roberts
4 Montpelier Drive
LOWER PLENTY VIC 3093
AUSTRALIA

Date of Birth: 17/10/1961
Eligible Service Date: 01/07/1996

Your recent balance history



YOUR OPENING BALANCE

\$1,928,239.17

\$759,866.34
Balance Increase

YOUR CLOSING BALANCE

\$2,688,105.51

Your Net Fund Return

39.4073%

Your account at a glance

Opening Balance as at 01/07/2020	\$1,928,239.17
New Earnings	\$759,866.34
Closing Balance at 30/06/2021	\$2,688,105.51

Member Statement

For the year ended 30 June 2021

Consolidated - Mr Christopher Roberts

ACCESS TO YOUR BENEFITS

Unrestricted non-preserved (Generally available to be withdrawn)	\$0.00
Restricted non-preserved (Generally available when you leave your employer)	\$0.00
Preserved (Generally available once you retire, after reaching your preservation age)	\$2,688,105.51

YOUR TAX COMPONENTS

Tax Free Component	\$8,536.29
Taxable Component	\$2,679,569.22

YOUR INSURANCE COVER

Death Benefit	\$0.00
Disability Benefit	\$0.00
Salary Continuance (Annual Insured Benefit)	\$0.00

YOUR TOTAL SUPERANNUATION BALANCE

Your total superannuation balance	\$2,688,105.51
-----------------------------------	----------------

NOTE: This amount does not include any entitlements from external super funds

INVESTMENT RETURN

The return on your investment for the year	39.41 %
--	---------

Member Statement

For the year ended 30 June 2021

Accumulation Account - Mr Christopher Roberts

ACCOUNT SUMMARY

Opening Balance as at 01/07/2020	\$1,928,239.17
New Earnings	\$759,866.34
Closing Balance at 30/06/2021	\$2,688,105.51

ACCESS TO YOUR BENEFITS

Unrestricted non-preserved (Generally available to be withdrawn)	\$0.00
Restricted non-preserved (Generally available when you leave your employer)	\$0.00
Preserved (Generally available once you retire, after reaching your preservation age)	\$2,688,105.51

YOUR TAX COMPONENTS

Tax Free Component	\$8,536.29
Taxable Component	\$2,679,569.22

Member Statement

For the year ended 30 June 2021

YOUR BENEFICIARY(s) - Mr Christopher Roberts

No beneficiaries have been recorded.

FUND CONTACT DETAILS

Pablo Lorient

(03) 9480 5500

PO Box 706

Burgundy Street

HEIDELBERG VIC 3084

Member Statement

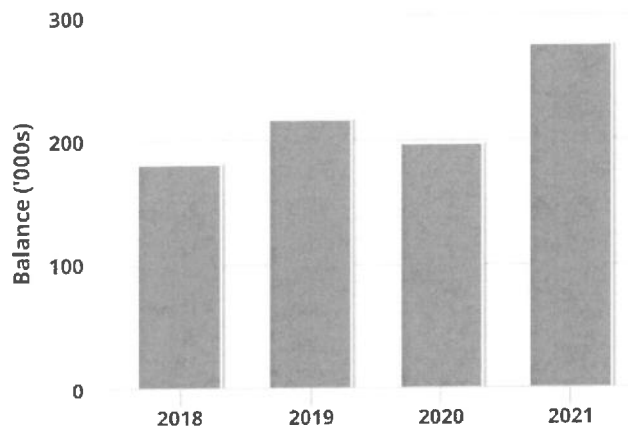
For the year ended 30 June 2021

Member details

Mrs Kym Roberts
4 Montpelier Drive
LOWER PLENTY VIC 3093
AUSTRALIA

Date of Birth: 07/04/1971
Eligible Service Date: 01/07/1996

Your recent balance history



YOUR OPENING BALANCE

\$197,415.41

\$80,074.39
Balance Increase

YOUR CLOSING BALANCE

\$277,489.80

Your Net Fund Return

39.4073%

Your account at a glance

Opening Balance as at 01/07/2020

\$197,415.41

What has been added to your account

Employer Concessional Contributions

\$2,680.43

What has been deducted from your account

Contribution Tax

\$402.06

New Earnings

\$77,796.02

Closing Balance at 30/06/2021

\$277,489.80

Member Statement

For the year ended 30 June 2021

Consolidated - Mrs Kym Roberts

ACCESS TO YOUR BENEFITS

Unrestricted non-preserved (Generally available to be withdrawn)	\$0.00
Restricted non-preserved (Generally available when you leave your employer)	\$0.00
Preserved (Generally available once you retire, after reaching your preservation age)	\$277,489.80

YOUR TAX COMPONENTS

Tax Free Component	\$45,766.38
Taxable Component	\$231,723.42

YOUR INSURANCE COVER

Death Benefit	\$0.00
Disability Benefit	\$0.00
Salary Continuance (Annual Insured Benefit)	\$0.00

YOUR TOTAL SUPERANNUATION BALANCE

Your total superannuation balance	\$277,489.80
-----------------------------------	--------------

NOTE: This amount does not include any entitlements from external super funds

INVESTMENT RETURN

The return on your investment for the year	39.41 %
--	---------

Member Statement

For the year ended 30 June 2021

Accumulation Account - Mrs Kym Roberts

ACCOUNT SUMMARY

Opening Balance as at 01/07/2020	\$197,415.41
What has been added to your account	
Employer Concessional Contributions	\$2,680.43
What has been deducted from your account	
Contribution Tax	\$402.06
New Earnings	\$77,796.02
Closing Balance at 30/06/2021	\$277,489.80

ACCESS TO YOUR BENEFITS

Unrestricted non-preserved (Generally available to be withdrawn)	\$0.00
Restricted non-preserved (Generally available when you leave your employer)	\$0.00
Preserved (Generally available once you retire, after reaching your preservation age)	\$277,489.80

YOUR TAX COMPONENTS

Tax Free Component	\$45,766.38
Taxable Component	\$231,723.42

C J & K A Roberts Family Superannuation Fund

Member Statement

For the year ended 30 June 2021

YOUR BENEFICIARY(s) - Mrs Kym Roberts

No beneficiaries have been recorded.

FUND CONTACT DETAILS

Pablo Lorient

(03) 9480 5500

PO Box 706

Burgundy Street

HEIDELBERG VIC 3084
