

# ASIC

Australian Securities and Investments Commission  
ABN 86 768 265 615

Inquiries  
www.asic.gov.au/invoices  
1300 300 630

11-1

W COOKE INVESTMENTS PTY LTD  
ACN/ARBN: 622 996 570  
C/- SIMMONS LIVINGSTONE & ASSOCIATES  
PO BOX 806  
OXENFORD, QLD, 4210

## Invoice Statement

Issue Date 22 Nov 2019  
Account Number 22 622996570

### Summary

Balance outstanding  
New charges \$54.00  
TOTAL DUE \$54.00

- \* Amounts not subject to GST. (Treasurer's Determination - Exempt taxes, fees and charges).
- \* Payment of your annual review fee will maintain your registration as an Australian company

### Please Pay

Pay now \$0.00  
By 22 Jan 2020 \$54.00

*If you have already paid, please ignore this invoice statement*

- \* Late fees will apply if you do NOT:
  - tell us about a change during the period that the Law allows,
  - bring your company/scheme details up to date within 28 days of the date of issue of the annual statement, or
  - you do not pay your review fee within 2 months of the annual review date
- \* if you are up to one month late, you must pay \$80. If you are over one month late, this fee increased to \$333.

| Date       | Reference        | Description        | Amount |
|------------|------------------|--------------------|--------|
| 22/11/2019 | 3X2934909480P PA | 2019 Annual Review | 54.00  |

## Payment Slip

W COOKE INVESTMENTS PTY LTD

ACN/ARBN: 622 996 570  
Account Number 22 622996570  
Amount Payable \$54.00

### Payment Options



\*814 129 0002296229965704 13



\*22 622996570\*



Billpay Code: 8929  
Ref: 2296 2299 6570 413



Billor Code: 17301  
Reference: 2296229965704



in person at any Post Office, pay by cash, cheque or EFTPOS



by phone 13 18 16 pay by Mastercard or VISA



Internet postbillpay.com.au by Mastercard or VISA

Telephone & Internet Banking - BPAY \*

Contact your bank, credit union or building society to make this payment from your cheque, savings account or credit card. More info: www.bpay.com.au



Mail

Mail this payment slip and your cheque to ASIC, Locked Bag 5000, Gippsland Mail Centre VIC 3841.

11-2

**ASIC**

Australian Securities &amp; Investments Commission

**Forms Manager**

Registered Agents

Company: W COOKE INVESTMENTS PTY LTD ACN 622 996 570

**Company details**

Date company registered 22-11-2017  
 Company next review date 22-11-2020  
 Company type Australian Proprietary Company  
 Company status Registered  
 Home unit company No  
 Superannuation trustee company Yes  
 Non profit company No

**Registered office**

C/- SIMMONS LIVINGSTONE & ASSOCIATES, UNIT 30 , 340 HOPE ISLAND ROAD , HOPE ISLAND QLD 4212

**Principal place of business**

33 BAILEY CRESCENT , SOUTHPORT QLD 4215

**Officeholders**

COOKE, WAYNE

Born 02-08-1948 at SOUTHPORT QLD

36 / O'GRADY DRIVE , PARADISE POINT QLD 4216

Office(s) held: Director, appointed 22-11-2017

Secretary, appointed 22-11-2017

**Company share structure**

| Share class | Share description | Number issued | Total amount paid | Total amount unpaid |
|-------------|-------------------|---------------|-------------------|---------------------|
| ORD         | ORDINARY          | 1             | 1.00              | 0.00                |

**Members**

COOKE , WAYNE

36 / O'GRADY DRIVE , PARADISE POINT QLD 4216

| Share class | Total number held | Fully paid | Beneficially held |
|-------------|-------------------|------------|-------------------|
| ORD         | 1                 | Yes        | Yes               |

**Document history**

These are the documents most recently received by ASIC from this organisation.

| Received   | Number       | FormDescription                        | Status               |
|------------|--------------|--|----------------------|
| 22-11-2017 | 6E0369947201 | APPLICATION FOR INCORPORATION (DIVN 1) | Processed and imaged |

11.3

[ASIC Home](#) | [Privacy Statement](#) | [Conditions of use](#) | [Feedback](#)  
Copyright 2003 Australian Securities & Investments Commission.

|                  |                          |
|------------------|--------------------------|
| Account number   | 162904155                |
| Statement period | 31/05/2019 to 29/11/2019 |
| Statement number | 3 (page 2 of 4)          |

**Business EasySaver Account** *(continued)*

| Date      | Transaction  | Withdrawals | Deposits | Balance    |
|-----------|--|-------------|----------|------------|
| 12 Jun 19 | DIRECT CREDIT PARADISE POINT DIV<br>PARADISE POINT 0902137901  |             | 500.00   | 75,053.89  |
| 17 Jun 19 | TRANSFER<br>SUPER  | 75,000.00   |          | 53.89      |
| 17 Jun 19 | Interest Rate 0.500%PA   |             |          |            |
| 19 Jun 19 | DIRECT CREDIT ATO001100010382545<br>ATO 0903918619             |             | 2,080.00 | 2,133.89 ✓ |
| 1 Jul 19  | INTEREST   |             | 24.91    | 2,158.80   |
| 1 Jul 19  | <b>Monthly Transaction Summary</b>                             |             |          |            |
|           | IN BRANCH TRANSFERS (1 @ 1.75)                                 | 1.75        |          |            |
|           | <b>Total Transaction Fees</b>                                  | <b>1.75</b> |          |            |
|           | <b>Net Transaction Fees for June 19</b>                        | <b>1.75</b> |          | 2,157.05   |
| 1 Jul 19  | DIRECT CREDIT SMA00310519<br>SMA OPERATIONS 0906461649         |             | 511.26   | 2,668.31   |
| 2 Jul 19  | DIRECT CREDIT Interest JUN 5.20<br>LaTrobe Fund 12m 0906747276 |             | 644.10   | 3,312.41   |
| 3 Jul 19  | DIRECT CREDIT SMA00310519<br>SMA OPERATIONS 0907114404         |             | 22.02    | 3,334.43   |
| 4 Jul 19  | DIRECT CREDIT ATO008000010738542<br>ATO 0907367327             |             | 2,080.00 | 5,414.43   |
| 8 Jul 19  | DIRECT DEBIT Infocus<br>Infocus 0907875113                     | 366.66      |          | 5,047.77   |
| 10 Jul 19 | DIRECT CREDIT Rebated Fees JUN<br>LaTrobe Fund PMO 0908536001  |             | 61.93    | 5,109.70   |
| 12 Jul 19 | Interest Rate 0.250%PA   |             |          |            |
| 1 Aug 19  | INTEREST   |             | 1.40     | 5,111.10   |
| 1 Aug 19  | DIRECT CREDIT SMA00310519<br>SMA OPERATIONS 0913292838         |             | 2,413.15 | 7,524.25   |
| 2 Aug 19  | DIRECT CREDIT SMA00310519<br>SMA OPERATIONS 0913578075         |             | 20.22    | 7,544.47   |
| 2 Aug 19  | DIRECT CREDIT Interest JUL 5.20<br>LaTrobe Fund 12m 0913616741 |             | 665.57   | 8,210.04   |

...continued overleaf &gt;

We're Australia's 5th  
biggest retail bank.



Try more  
**Bendigo.**

12.2



|                  |                          |
|------------------|--------------------------|
| Account number   | 162904155                |
| Statement period | 31/05/2019 to 29/11/2019 |
| Statement number | 3 (page 3 of 4)          |

**Business EasySaver Account** *(continued)*

| Date      | Transaction  | Withdrawals | Deposits  | Balance   |
|-----------|--|-------------|-----------|-----------|
| 9 Aug 19  | DIRECT DEBIT Infocus<br>Infocus 0914874201                     | 366.66      |           | 7,843.38  |
| 9 Aug 19  | DIRECT CREDIT Rebated Fees JUL<br>LaTrobe Fund PMO 0915052709  |             | 64.00     | 7,907.38  |
| 19 Aug 19 | DIRECT CREDIT ATO005000011067770<br>ATO 0916814696             |             | 2,080.00  | 9,987.38  |
| 1 Sep 19  | INTEREST   |             | 1.88      | 9,989.26  |
| 2 Sep 19  | DIRECT CREDIT SMA00310519<br>SMA OPERATIONS 0919860772         |             | 1,225.65  | 11,214.91 |
| 3 Sep 19  | DIRECT CREDIT Interest AUG 5.05<br>LaTrobe Fund 12m 0920094113 |             | 646.37    | 11,861.28 |
| 3 Sep 19  | DIRECT CREDIT SMA00310519<br>SMA OPERATIONS 0920099498         |             | 19.06     | 11,880.34 |
| 9 Sep 19  | DIRECT DEBIT Infocus<br>Infocus 0921283021                     | 366.66      |           | 11,513.68 |
| 10 Sep 19 | DIRECT CREDIT Rebated Fees AUG<br>LaTrobe Fund PMO 0921523970  |             | 64.00     | 11,577.68 |
| 18 Sep 19 | DIRECT CREDIT ATO002000011588116<br>ATO 0923328657             |             | 2,080.00  | 13,657.68 |
| 30 Sep 19 | DIVIDEND S00106872635 N<br>Bendigo 0925648517                  |             | 16,012.15 | 29,669.83 |
| 1 Oct 19  | INTEREST   |             | 2.67      | 29,672.50 |
| 1 Oct 19  | DIRECT CREDIT SMA00310519<br>SMA OPERATIONS 0926127162         |             | 2,353.82  | 32,026.32 |
| 2 Oct 19  | DIRECT CREDIT Interest SEP 5.05<br>LaTrobe Fund 12m 0926451673 |             | 625.52    | 32,651.84 |
| 2 Oct 19  | DIRECT CREDIT SMA00310519<br>SMA OPERATIONS 0926459183         |             | 18.18     | 32,670.02 |
| 3 Oct 19  | DIRECT CREDIT SMA00310519<br>SMA OPERATIONS 0926750993         |             | 80.51     | 32,750.53 |
| 8 Oct 19  | DIRECT DEBIT Infocus<br>Infocus 0927363096                     | 366.66      |           | 32,383.87 |
| 10 Oct 19 | DIRECT CREDIT Rebated Fees SEP<br>LaTrobe Fund PMO 0928126446  |             | 61.93     | 32,445.80 |
| 11 Oct 19 | Interest Rate 0.200%PA   |             |           |           |
| 18 Oct 19 | DIRECT CREDIT ATO009000011492165<br>ATO 0929881770             |             | 2,080.00  | 34,525.80 |
| 1 Nov 19  | INTEREST   |             | 6.12      | 34,531.92 |

441BH163 / E-O / S-2782 / 112782 / 0036442903048912

12-3

|                  |                          |
|------------------|--------------------------|
| Account number   | 162904155                |
| Statement period | 31/05/2019 to 29/11/2019 |
| Statement number | 3 (page 4 of 4)          |

**Business EasySaver Account** *(continued)*

| Date  | Transaction  | Withdrawals        | Deposits           | Balance            |
|---|--|--------------------|--------------------|--------------------|
| 1 Nov 19                                    | DIRECT CREDIT SMA00310519<br>SMA OPERATIONS 0932859027         |                    | 1,555.00           | 36,086.92          |
| 4 Nov 19                                    | DIRECT CREDIT SMA00310519<br>SMA OPERATIONS 0933192304         |                    | 15.41              | 36,102.33          |
| 4 Nov 19                                    | DIRECT CREDIT Interest OCT 5.05<br>LaTrobe Fund 12m 0933188873 |                    | 646.37             | 36,748.70          |
| 8 Nov 19                                    | DIRECT CREDIT Rebated Fees OCT<br>LaTrobe Fund PMO 0934270620  |                    | 64.00              | 36,812.70          |
| 8 Nov 19                                    | DIRECT DEBIT Infocus<br>Infocus 0934280038                     | 366.66             |                    | 36,446.04          |
| 19 Nov 19                                   | DIRECT CREDIT ATO007000011503725<br>ATO 0936320591             |                    | 2,080.00           | 38,526.04          |
| <b>Transaction totals / Closing balance</b> |  | <b>\$77,201.71</b> | <b>\$41,642.07</b> | <b>\$38,526.04</b> |

Bendigo Bank suggests you carefully check all entries on your statement. Apparent errors or possible unauthorised transactions are to be promptly reported to your branch. It is important that you notify Bendigo Bank of any disputed transactions as soon as possible as Bendigo Bank's ability to investigate disputed transactions and to subsequently process a chargeback in your favour is restricted by the time limits imposed under the operating rules of the applicable credit card scheme. If you wish to obtain further information about this product (including your chargeback rights) or you have a question or concern about your account or its operation please contact your local Bendigo Bank Branch (details supplied on the front of the statement).

441BH153 / E-0 / S-2783 / 1-2783 / 0036442903046912



009421



W COOKE INVESTMENTS PTY LTD  
 36 O'GRADY DR  
 PARADISE POINT QLD 4216

**Your details at a glance**

|                       |   |
|-----------------------|---|
| <b>BSB number</b>     | <b>633-000</b>  |
| <b>Account number</b> | <b>162904155</b>  |
| Customer number       | 36442903/V501   |
| Account title         | W COOKE INVESTMENTS PTY LTD<br>ATF THE W COOKE ENGINEERING PTY LTD<br>SUPERANNUATION FUND |

**Account summary**

|                                       |                           |
|---------------------------------------|---------------------------|
| Statement period                      | 30 Nov 2019 - 30 May 2020 |
| Statement number                      | 4                         |
| Opening balance on 30 Nov 2019        | \$38,526.04               |
| Deposits & credits                    | \$151,955.45              |
| Withdrawals & debits                  | \$6,223.71                |
| <b>Closing Balance on 30 May 2020</b> | <b>\$184,257.78</b>       |

We're changing  
for the better

Introducing our new logo



**Any questions?**

Contact Tony Jensen at Shop 3-4, 42 The Esplanade,  
 Paradise Point 4216 on **07 5577 4199**, or call **1300 BENDIGO**

**Business EasySaver Account**

| Date                   | Transaction  | Withdrawals | Deposits | Balance            |
|------------------------|--|-------------|----------|--------------------|
| <b>Opening balance</b> |  |             |          | <b>\$38,526.04</b> |
| 1 Dec 19               | INTEREST   |             | 6.13     | 38,532.17          |
| 2 Dec 19               | DIRECT CREDIT SMA00310519<br>SMA OPERATIONS 0939123530         |             | 20.19    | 38,552.36          |
| 3 Dec 19               | DIRECT CREDIT Interest NOV 5.05<br>LaTrobe Fund 12m 0939358875 |             | 625.52   | 39,177.88          |
| 3 Dec 19               | DIRECT CREDIT SMA00310519<br>SMA OPERATIONS 0939362812         |             | 16.17    | 39,194.05          |
| 9 Dec 19               | DIRECT DEBIT Infocus<br>Infocus 0940347778                     | 366.66      |          | 38,827.39          |
| 11 Dec 19              | DIRECT CREDIT Rebated Fees NOV<br>LaTrobe Fund PMO 0941018923  |             | 61.93    | 38,889.32          |
| 16 Dec 19              | DIRECT CREDIT PARADISE POINT DIV<br>PARADISE POINT 0941993090  |             | 1,250.00 | 40,139.32          |
| 1 Jan 20               | INTEREST   |             | 6.72     | 40,146.04          |
| 2 Jan 20               | DIRECT CREDIT SMA00310519<br>SMA OPERATIONS 0945509703         |             | 1,183.98 | 41,330.02          |



**Business EasySaver Account** *(continued)*

| Date      | Transaction  | Withdrawals | Deposits | Balance   |
|-----------|--|-------------|----------|-----------|
| 3 Jan 20  | DIRECT CREDIT SMA00310519<br>SMA OPERATIONS 0945758283         |             | 16.61    | 41,346.63 |
| 6 Jan 20  | EFT CREDIT TFR COOKWC4<br>064-445 010527520                    | 220.00      |          | 41,126.63 |
| 6 Jan 20  | EFT CREDIT TRANSFER FEE  | 4.00        |          | 41,122.63 |
| 6 Jan 20  | WITHDRAWAL - CASH  | 54.00       |          | 41,068.63 |
| 6 Jan 20  | DIRECT CREDIT Interest DEC 5.05<br>LaTrobe Fund 12m 0946032993 |             | 646.37   | 41,715.00 |
| 8 Jan 20  | DIRECT DEBIT Infocus<br>Infocus 0946574034                     | 366.66      |          | 41,348.34 |
| 10 Jan 20 | DIRECT CREDIT Rebated Fees DEC<br>LaTrobe Fund PMO 0947097125  |             | 64.00    | 41,412.34 |
| 1 Feb 20  | INTEREST   |             | 7.01     | 41,419.35 |
| 1 Feb 20  | <b>Monthly Transaction Summary</b>                             |             |          |           |
|           | IN BRANCH WITHDRAWALS (1 @ 1.75)                               | 1.75        |          |           |
|           | <b>Total Transaction Fees</b>                                  | <b>1.75</b> |          |           |
|           | <b>Net Transaction Fees for January 20</b>                     | <b>1.75</b> |          | 41,417.60 |
| 3 Feb 20  | DIRECT CREDIT SMA00310519<br>SMA OPERATIONS 0951594733         |             | 628.72   | 42,046.32 |
| 4 Feb 20  | DIRECT CREDIT SMA00310519<br>SMA OPERATIONS 0951865306         |             | 16.08    | 42,062.40 |
| 5 Feb 20  | DIRECT CREDIT Interest JAN 4.90<br>LaTrobe Fund 12m 0952214829 |             | 625.46   | 42,687.86 |
| 10 Feb 20 | DIRECT DEBIT Infocus<br>Infocus 0953003945                     | 366.66      |          | 42,321.20 |
| 10 Feb 20 | DIRECT CREDIT Rebated Fees JAN<br>LaTrobe Fund PMO 0953031067  |             | 63.82    | 42,385.02 |
| 17 Feb 20 | DIRECT CREDIT ATO001000012315262<br>ATO 0954457734             |             | 2,080.00 | 44,465.02 |
| 17 Feb 20 | DIRECT CREDIT ATO001000012315263<br>ATO 0954457735             |             | 2,080.00 | 46,545.02 |
| 19 Feb 20 | DIRECT CREDIT ATO008000011950101<br>ATO 0955038786             |             | 2,080.00 | 48,625.02 |

Find out more about our new look at  
[bendigobank.com.au](http://bendigobank.com.au)



**Business EasySaver Account** *(continued)*

| Date      | Transaction  | Withdrawals | Deposits   | Balance    |
|-----------|--|-------------|------------|------------|
| 1 Mar 20  | INTEREST   |             | 7.14       | 48,632.16  |
| 2 Mar 20  | DIRECT CREDIT SMA00310519<br>SMA OPERATIONS 0957485313         |             | 26.64      | 48,658.80  |
| 3 Mar 20  | DIRECT CREDIT SMA00310519<br>SMA OPERATIONS 0957777452         |             | 10.70      | 48,669.50  |
| 3 Mar 20  | DIRECT CREDIT SMA00310519<br>SMA OPERATIONS 0957777453         |             | 313.24     | 48,982.74  |
| 4 Mar 20  | TRANSFER<br>36442903/2501                                      |             | 100,000.00 | 148,982.74 |
| 4 Mar 20  | DIRECT CREDIT Interest FEB 4.90<br>LaTrobe Fund 12m 0958138196 |             | 585.11     | 149,567.85 |
| 9 Mar 20  | DIRECT DEBIT Infocus<br>Infocus 0958924677                     | 366.66      |            | 149,201.19 |
| 10 Mar 20 | DIRECT CREDIT Rebated Fees FEB<br>LaTrobe Fund PMO 0959191119  |             | 59.71      | 149,260.90 |
| 11 Mar 20 | DIRECT CREDIT ATO004000011781596<br>ATO 0959474867             |             | 2,080.00   | 151,340.90 |
| 17 Mar 20 | DIRECT CREDIT ATO008000012012208<br>ATO 0960672662             |             | 13,964.63  | 165,305.53 |
| 20 Mar 20 | EFT CREDIT TFR COOKWS1<br>064-445 010527520                    | 3,740.00    |            | 161,565.53 |
| 20 Mar 20 | EFT CREDIT TRANSFER FEE  | 4.00        |            | 161,561.53 |
| 31 Mar 20 | DIVIDEND S00106872635 N<br>Bendigo 0963452909                  |             | 14,182.19  | 175,743.72 |
| 1 Apr 20  | INTEREST   |             | 21.30      | 175,765.02 |
| 1 Apr 20  | DIRECT CREDIT SMA00310519<br>SMA OPERATIONS 0964042861         |             | 2,317.37   | 178,082.39 |
| 2 Apr 20  | DIRECT CREDIT SMA00310519<br>SMA OPERATIONS 0964403983         |             | 320.00     | 178,402.39 |
| 2 Apr 20  | DIRECT CREDIT SMA00310519<br>SMA OPERATIONS 0964403984         |             | 4.81       | 178,407.20 |
| 3 Apr 20  | DIRECT CREDIT Interest MAR 4.90<br>LaTrobe Fund 12m 0964724499 |             | 625.46     | 179,032.66 |
| 8 Apr 20  | DIRECT DEBIT Infocus<br>Infocus 0965654923                     | 366.66      |            | 178,666.00 |
| 9 Apr 20  | DIRECT CREDIT Rebated Fees MAR<br>LaTrobe Fund PMO 0966006251  |             | 63.82      | 178,729.82 |

**Business EasySaver Account** *(continued)*

| Date  | Transaction  | Withdrawals       | Deposits            | Balance             |
|---|--|-------------------|---------------------|---------------------|
| 21 Apr 20                                   | DIRECT CREDIT ATO005000011897438<br>ATO 0967923039             |                   | 2,080.00            | 180,809.82          |
| 1 May 20                                    | INTEREST   |                   | 22.07               | 180,831.89          |
| 1 May 20                                    | DIRECT CREDIT SMA00310519<br>SMA OPERATIONS 0970222906         |                   | 1,066.98            | 181,898.87          |
| 4 May 20                                    | DIRECT CREDIT SMA00310519<br>SMA OPERATIONS 0970527781         |                   | 3.22                | 181,902.09          |
| 5 May 20                                    | DIRECT CREDIT Interest APR 4.70<br>LaTrobe Fund 12m 0970800575 |                   | 580.58              | 182,482.67          |
| 8 May 20                                    | DIRECT DEBIT Infocus<br>Infocus 0971575781                     | 366.66            |                     | 182,116.01          |
| 8 May 20                                    | DIRECT CREDIT Rebated Fees APR<br>LaTrobe Fund PMO 0971604551  |                   | 61.77               | 182,177.78          |
| 19 May 20                                   | DIRECT CREDIT ATO002000012419285<br>ATO 0973556528             |                   | 2,080.00            | 184,257.78          |
| <b>Transaction totals / Closing balance</b> |  | <b>\$6,223.71</b> | <b>\$151,955.45</b> | <b>\$184,257.78</b> |

Bendigo Bank suggests you carefully check all entries on your statement. Apparent errors or possible unauthorised transactions are to be promptly reported to your branch. It is important that you notify Bendigo Bank of any disputed transactions as soon as possible as Bendigo Bank's ability to investigate disputed transactions and to subsequently process a chargeback in your favour is restricted by the time limits imposed under the operating rules of the applicable credit card scheme. If you wish to obtain further information about this product (including your chargeback rights) or you have a question or concern about your account or its operation please contact your local Bendigo Bank Branch (details supplied on the front of the statement).

Find out more about our new look at  
[bendigobank.com.au](http://bendigobank.com.au)



Savings Account  
633000 / 162904155

\$189,078.00  
Available balance

\$189,078.00  
Current balance

| Activity  | Debit     | Credit       | Running balance |
|---|-----------|--------------|-----------------|
| July 20, 2020<br>Direct Credit<br>ATO 0986617615 / Ato001100012316502             |           | +\$2,080.00  | \$189,078.00    |
| July 14, 2020<br>Direct Credit<br>Latrobe Fund Pmo 0985250491 / Rebated Fees Jun  |           | +\$61.77     | \$186,998.00    |
| July 8, 2020<br>Direct Debit<br>Infocus 0983918267 / Infocus                      | -\$366.66 |              | \$186,936.23    |
| July 3, 2020<br>Direct Credit<br>Latrobe Fund 12m 0983039318 / Interest Jun 4.70  |           | +\$580.58    | \$187,302.89    |
| July 2, 2020<br>Direct Credit<br>Sma Operations 0982741972 / Sma00310519          |           | +\$3.46      | \$186,722.31    |
| July 1, 2020<br>Direct Credit<br>Sma Operations 0982424868 / Sma00310519          |           | +\$31.12     | \$186,718.85    |
| Interest  |           | +\$22.80     | \$186,687.73    |
| June 19, 2020<br>Direct Credit<br>ATO 0980004196 / Ato006000012371157             |           | +\$2,080.00  | \$186,664.93    |
| June 10, 2020<br>Direct Credit<br>Latrobe Fund Pmo 0978015991 / Rebated Fees May  |           | +\$63.82     | \$184,584.93    |
| June 8, 2020<br>Direct Debit<br>Infocus 0977363156 / Infocus                      | -\$366.66 |              | \$184,521.11    |
| June 3, 2020<br>Direct Credit<br>Latrobe Fund 12m 0976680689 / Interest May 4.70  |           | +\$599.93    | \$184,887.77    |
| June 2, 2020<br>Direct Credit<br>Sma Operations 0976345410 / Sma00310519          |           | +\$3.77      | \$184,287.84    |
| June 1, 2020<br>Direct Credit<br>Sma Operations 0976081388 / Sma00310519          |           | +\$3.04      | \$184,284.07    |
| Interest  |           | +\$23.25     | \$184,281.03    |
| May 19, 2020<br>Direct Credit<br>ATO 0973556528 / Ato002000012419285              |           | +\$2,080.00  | \$184,257.78    |
| May 8, 2020<br>Direct Credit<br>Latrobe Fund Pmo 0971604551 / Rebated Fees Apr    |           | +\$61.77     | \$182,177.78    |
| Direct Debit<br>Infocus 0971575781 / Infocus                                      | -\$366.66 |              | \$182,116.01    |
| May 5, 2020<br>Direct Credit<br>Latrobe Fund 12m 0970800575 / Interest Apr 4.70   |           | +\$580.58    | \$182,482.67    |
| May 4, 2020<br>Direct Credit<br>Sma Operations 0970527781 / Sma00310519           |           | +\$3.22      | \$181,902.09    |
| May 1, 2020<br>Direct Credit<br>Sma Operations 0970222906 / Sma00310519           |           | +\$1,066.98  | \$181,898.87    |
| Interest  |           | +\$22.07     | \$180,831.89    |
| April 21, 2020<br>Direct Credit<br>ATO 0967923039 / Ato005000011897438            |           | +\$2,080.00  | \$180,809.82    |
| April 9, 2020<br>Direct Credit<br>Latrobe Fund Pmo 0966006251 / Rebated Fees Mar  |           | +\$63.82     | \$178,729.82    |
| April 8, 2020<br>Direct Debit<br>Infocus 0965654923 / Infocus                     | -\$366.66 |              | \$178,666.00    |
| April 3, 2020<br>Direct Credit<br>Latrobe Fund 12m 0964724499 / Interest Mar 4.90 |           | +\$625.46    | \$179,032.66    |
| April 2, 2020<br>Direct Credit<br>Sma Operations 0964403984 / Sma00310519         |           | +\$4.81      | \$178,407.20    |
| Direct Credit<br>Sma Operations 0964403983 / Sma00310519                          |           | +\$320.00    | \$178,402.39    |
| April 1, 2020<br>Direct Credit<br>Sma Operations 0964042861 / Sma00310519         |           | +\$2,317.37  | \$178,082.39    |
| Interest  |           | +\$21.30     | \$175,765.02    |
| March 31, 2020<br>Dividend<br>Bendigo 0963452909                                  |           | +\$14,182.19 | \$175,743.72    |

More activity items may exist



La Trobe Financial Asset Management Limited ABN 27 007 332 363 AFSL 222213  
La Trobe Australian Credit Fund ARSN 088 178 321

**Investor Account 238058**

Page 1 of 2  
Statement Print Date 5 August 2019  
Statement Period 1 July 2019 - 31 July 2019

13-1

The W Cooke Engineering Pty Ltd Super Fund  
36 O'Grady Drive  
PARADISE POINT QLD 4216

**Account Details**

TFN - Held  
BPAY® 12 Month Term Biller Code 625210 Reference No. 2380582  
BPAY® Classic Biller Code 727339 Reference No. 2380582  
BPAY® 90 Day Notice Biller Code 121277 Reference No. 2380582  
EFT 12 Month Term BSB 062 986 Account 238 058 044  
EFT Classic BSB 062 986 Account 238 058 010  
EFT 90 Day Notice BSB 062 986 Account 238 058 119

**La Trobe Australian Credit Fund (ARSN 088 178 321)**  
**Investment Account Summary - July 2019**

Investor: W Cooke Investments Pty Ltd ATF The W Cooke Engineering Pty Ltd Superannuation Fund

|                              |    |            |
|------------------------------|----|------------|
| Opening Balance 1 July 2019  | \$ | 150,702.74 |
| New Investments              | \$ | 61.93      |
| Redemptions                  | \$ | -61.93     |
| Fees                         | \$ | 0.00       |
| Closing Balance 31 July 2019 | \$ | 150,702.74 |

| Investment Account Type                | Interest Paid (\$) | Avg Current Rate p.a.<br>as at 31 Jul 2019 | Investment Holdings (\$) |
|--|--------------------|--|--------------------------|
| 48 Hour Classic Account                | 0.00               | 2.60%                                      | 0.00                     |
| 90 Day Notice Account                  | 0.00               | 3.10%                                      | 0.00                     |
| 12 Month Term Account                  | 644.10             | 5.20%                                      | 150,702.74               |
| Select Peer-to-Peer (P2P) Accounts     | 0.00               | -  | 0.00                     |
| 4 Year Term Account                    | 0.00               | 6.70%                                      | 0.00                     |
| <b>Interest Paid this period (net)</b> | <b>644.10</b>      |  | <b>150,702.74</b>        |

\* Interest has been deposited to your bank account 633000 XXXXXXXXX

**Interest Paid this Financial Year to Date**

| 48 Hour Classic Account | 90 Day Notice Account | 12 Month Term Account | Select Peer-to-Peer (P2P) Accounts | 4 Year Term Account | Income Earned YTD |
|-------------------------|-----------------------|-----------------------|------------------------------------|---------------------|-------------------|
| \$0.00                  | \$0.00                | \$644.10              | \$0.00                             | \$0.00              | \$644.10          |

Investing for income has never been easier. Our accounts offer a range of durations to suit all investors.

Investment rate adjustments as at 1 August 2019\*#:

- 48 Hour: 2.40% p.a. variable (previously 2.60% p.a.);
- 90 Day: 3.00% p.a. variable (previously 3.10% p.a.);
- 1 Year Account: 5.05% p.a. variable (previously 5.20% p.a.); and
- 4 Year Account: 6.50% p.a. variable (previously 6.70% p.a.).

#Withdrawal rights are governed by the Credit Fund Constitution. Consult our PDS or visit our website for further information.



La Trobe Financial Asset Management Limited ABN 27 007 332 363 AFSL 222213

La Trobe Australian Credit Fund ARSN 088 178 321

**Investor Account 238058**

Page 2 of 2

Statement Print Date 5 August 2019

Statement Period 1 July 2019 - 31 July 2019

13.2

\_\_\_\_\_  
\_\_\_\_\_  
\_\_\_\_\_

The W Cooke Engineering Pty Ltd Super Fund  
36 O'Grady Drive  
PARADISE POINT QLD 4216

**Account Details**

TFN - Heid  
BPAY® 12 Month Term Biller Code 625210 Reference No. 2380582  
BPAY® Classic Biller Code 727339 Reference No. 2380582  
BPAY® 90 Day Notice Biller Code 121277 Reference No. 2380582  
EFT 12 Month Term BSB 062 986 Account 238 058 044  
EFT Classic BSB 062 986 Account 238 058 010  
EFT 90 Day Notice BSB 062 986 Account 238 058 119

**Investment Transaction Summary**

| Date   | Transaction Description                               | Debit (\$) | Credit (\$) | Balance (\$)      |
|--|---|------------|-------------|-------------------|
| <b>12 Month Term Account Opening Balance</b> |   |            |             | <b>150,702.74</b> |
| 02 Jul                                       | Interest earned - JUN 19 - 5.20% p.a.                 | 0.00       | 644.10      | 151,346.84        |
| 02 Jul                                       | Interest paid by EFT - JUN 19 - All paid to Nominated | 644.10     | 0.00        | 150,702.74        |
| 10 Jul                                       | Rebated Referral Fee JUN 19 - -0.500%p.a. (excl GST)  | 0.00       | 61.93       | 150,764.67        |
| 10 Jul                                       | Rebated Referral Fee payment - JUN 19                 | 61.93      | 0.00        | 150,702.74        |
| <b>Closing Balance</b>                       |   |            |             | <b>150,702.74</b> |





La Trobe Financial Asset Management Limited ABN 27 007 332 363 AFSL 222213  
La Trobe Australian Credit Fund ARSN 088 178 321  
**Investor Account 238058**

Statement Print Date 5 September 2019  
Statement Period **1 August 2019 - 31 August 2019**

13.3

724/3

The W Cooke Engineering Pty Ltd Super Fund  
36 O'Grady Drive  
PARADISE POINT QLD 4216

**Account Details**  
TFN - Held  
BPAY® 12 Month Term Biller Code 625210 Reference No. 2380582  
BPAY® Classic Biller Code 727339 Reference No. 2380582  
BPAY® 90 Day Notice Biller Code 121277 Reference No. 2380582  
EFT 12 Month Term BSB 062 986 Account 238 058 044  
EFT Classic BSB 062 986 Account 238 058 010  
EFT 90 Day Notice BSB 062 986 Account 238 058 119

**La Trobe Australian Credit Fund (ARSN 088 178 321)**  
**Investment Account Summary - August 2019**

Investor: W Cooke Investments Pty Ltd ATF The W Cooke Engineering Pty Ltd Superannuation Fund

|                                |    |            |
|--------------------------------|----|------------|
| Opening Balance 1 August 2019  | \$ | 150,702.74 |
| New Investments                | \$ | 64.00      |
| Redemptions                    | \$ | -64.00     |
| Fees                           | \$ | 0.00       |
| Closing Balance 31 August 2019 | \$ | 150,702.74 |

| Investment Account Type                | Interest Paid (\$) | Avg Current Rate p.a.<br>as at 31 Aug 2019 | Investment Holdings (\$) |
|--|--------------------|--|--------------------------|
| 48 Hour Classic Account                | 0.00               | 2.40%                                      | 0.00                     |
| 90 Day Notice Account                  | 0.00               | 3.00%                                      | 0.00                     |
| 12 Month Term Account                  | 665.57             | 5.05%                                      | 150,702.74               |
| Select Peer-to-Peer (P2P) Accounts     | 0.00               | -  | 0.00                     |
| 4 Year Term Account                    | 0.00               | 6.50%                                      | 0.00                     |
| <b>Interest Paid this period (net)</b> | <b>665.57</b>      |  | <b>150,702.74</b>        |

\* Interest has been deposited to your bank account 633000 XXXXXXXXXX

**Interest Paid this Financial Year to Date**

| 48 Hour Classic Account | 90 Day Notice Account | 12 Month Term Account | Select Peer-to-Peer (P2P) Accounts | 4 Year Term Account | Income Earned YTD |
|-------------------------|-----------------------|-----------------------|------------------------------------|---------------------|-------------------|
| \$0.00                  | \$0.00                | \$1,309.67            | \$0.00                             | \$0.00              | \$1,309.67        |

**Investment Transaction Summary**

| Date                  | Transaction Description                               | Debit (\$)    | Credit (\$)   | Balance (\$)      |
|-----------------------|---|---------------|---------------|-------------------|
| 12 Month Term Account | Opening Balance                                       |               |               | 150,702.74        |
| 02 Aug                | Interest earned - JUL 19 - 5.20% p.a.                 | 0.00          | 665.57        | 151,368.31        |
| 02 Aug                | Interest paid by EFT - JUL 19 - All paid to Nominated | 665.57        | 0.00          | 150,702.74        |
| 09 Aug                | Rebated Referral Fee JUL 19 - -0.500%p.a. (excl GST)  | 0.00          | 64.00         | 150,766.74        |
| 09 Aug                | Rebated Referral Fee payment - JUL 19                 | 64.00         | 0.00          | 150,702.74        |
|                       | <b>Closing Balance</b>                                | <b>729.57</b> | <b>729.57</b> | <b>150,702.74</b> |

**POSTED**



La Trobe Financial Asset Management Limited ABN 27 007 332 363 AFSL 222213  
La Trobe Australian Credit Fund ARSN 088 178 321

**Investor Account 238058**

Page 1 of 2  
Statement Print Date 4 October 2019  
Statement Period 1 September 2019 - 30 September 2019

13.4

The W Cooke Engineering Pty Ltd Super Fund  
36 O'Grady Drive  
PARADISE POINT QLD 4216

**Account Details**

TFN - Held  
BPAY® 12 Month Term Biller Code 625210 Reference No. 2380582  
BPAY® Classic Biller Code 727339 Reference No. 2380582  
BPAY® 90 Day Notice Biller Code 121277 Reference No. 2380582  
EFT 12 Month Term BSB 062 986 Account 238 058 044  
EFT Classic BSB 062 986 Account 238 058 010  
EFT 90 Day Notice BSB 062 986 Account 238 058 119

**La Trobe Australian Credit Fund (ARSN 088 178 321)  
Investment Account Summary - September 2019**

Investor: W Cooke Investments Pty Ltd ATF The W Cooke Engineering Pty Ltd Superannuation Fund

|                                   |    |            |
|-----------------------------------|----|------------|
| Opening Balance 1 September 2019  | \$ | 150,702.74 |
| New Investments                   | \$ | 64.00      |
| Redemptions                       | \$ | -64.00     |
| Fees                              | \$ | 0.00       |
| Closing Balance 30 September 2019 | \$ | 150,702.74 |

| Investment Account Type                | Interest Paid (\$) | Avg Current Rate p.a.<br>as at 30 Sep 2019 | Investment Holdings (\$) |
|--|--------------------|--|--------------------------|
| 48 Hour Classic Account                | 0.00               | 2.40%                                      | 0.00                     |
| 90 Day Notice Account                  | 0.00               | 3.00%                                      | 0.00                     |
| 12 Month Term Account                  | 646.37             | 5.05%                                      | 150,702.74               |
| Select Peer-to-Peer (P2P) Accounts     | 0.00               | -  | 0.00                     |
| 4 Year Term Account                    | 0.00               | 6.50%                                      | 0.00                     |
| <b>Interest Paid this period (net)</b> | <b>646.37</b>      |  | <b>150,702.74</b>        |

\* Interest has been deposited to your bank account 633000 XXXXXXXXXX

**Interest Paid this Financial Year to Date**

| 48 Hour Classic Account | 90 Day Notice Account | 12 Month Term Account | Select Peer-to-Peer (P2P) Accounts | 4 Year Term Account | Income Earned YTD |
|-------------------------|-----------------------|-----------------------|------------------------------------|---------------------|-------------------|
| \$0.00                  | \$0.00                | \$1,956.04            | \$0.00                             | \$0.00              | \$1,956.04        |

**Australia's Best - 10 years running!**

Since 1952, La Trobe Financial has been helping Australians achieve financial independence. We've managed in excess of \$22.76 billion in that time, covering over 39,000 investors and 142,000 borrowers.

Our consistent outperformance of the competition is why *Money* magazine has judged our 12 Month Term Account as the "Best Mortgage Fund" in Australia for the last ten years. It's also why independent ratings houses like SQM Research rate us as the best in the country (see website for report).

So whether you invest online, via our industry leading La Trobe Direct online portal or via Australia's friendliest Private Wealth team on 1800 818 818, you know you're dealing with Australia's best.





La Trobe Financial Asset Management Limited ABN 27 007 332 363 AFSL 222215

La Trobe Australian Credit Fund ARSN 088 178 321

**Investor Account 238058**

Page 2 of 2

Statement Print Date 4 October 2019

Statement Period 1 September 2019 - 30 September 2019

13-5

\_\_\_\_\_  
\_\_\_\_\_  
\_\_\_\_\_  
\_\_\_\_\_

The W Cooke Engineering Pty Ltd Super Fund  
36 O'Grady Drive  
PARADISE POINT QLD 4216

**Account Details**

TFN - Held  
BPAY® 12 Month Term Biller Code 625210 Reference No. 2380582  
BPAY® Classic Biller Code 727339 Reference No. 2380582  
BPAY® 90 Day Notice Biller Code 121277 Reference No. 2380582  
EFT 12 Month Term BSB 062 986 Account 238 058 044  
EFT Classic BSB 062 986 Account 238 058 010  
EFT 90 Day Notice BSB 062 986 Account 238 058 119

**Investment Transaction Summary**

| Date   | Transaction Description                               | Debit (\$)    | Credit (\$)   | Balance (\$)      |
|--------|---|---------------|---------------|-------------------|
|        | <b>12 Month Term Account Opening Balance</b>          |               |               | <b>150,702.74</b> |
| 03 Sep | Interest earned - AUG 19 - 5.05% p.a.                 | 0.00          | 646.37        | 151,349.11        |
| 03 Sep | Interest paid by EFT - AUG 19 - All paid to Nominated | 646.37        | 0.00          | 150,702.74        |
| 10 Sep | Rebated Referral Fee AUG 19 - -0.500%p.a. (excl GST)  | 0.00          | 64.00         | 150,766.74        |
| 10 Sep | Rebated Referral Fee payment - AUG 19                 | 64.00         | 0.00          | 150,702.74        |
|        | <b>Closing Balance</b>                                | <b>710.37</b> | <b>710.37</b> | <b>150,702.74</b> |



La Trobe Financial Asset Management Limited ABN 27 007 332 363 AFSL 222213  
La Trobe Australian Credit Fund ARSN 088 178 321  
**Investor Account 238058**  
Page 1 of 2  
Statement Print Date 6 November 2019  
Statement Period 1 October 2019 - 31 October 2019  
TFN - Held

13.6

The W Cooke Engineering Pty Ltd Super Fund  
36 O'Grady Drive  
PARADISE POINT QLD 4216

**La Trobe Australian Credit Fund (ARSN 088 178 321)**  
**Investment Account Summary - October 2019**

Investor: W Cooke Investments Pty Ltd ATF The W Cooke Engineering Pty Ltd Superannuation Fund

|                                 |    |            |
|---------------------------------|----|------------|
| Opening Balance 1 October 2019  | \$ | 150,702.74 |
| New Investments                 | \$ | 61.93      |
| Redemptions                     | \$ | -61.93     |
| Fees                            | \$ | 0.00       |
| Closing Balance 31 October 2019 | \$ | 150,702.74 |

| Investment Account Type                | Interest Paid (\$) | Avg Current Rate p.a.<br>as at 31 Oct 2019 | Investment Holdings (\$) |
|--|--------------------|--|--------------------------|
| 48 Hour Classic Account                | 0.00               | 2.40%                                      | 0.00                     |
| 90 Day Notice Account                  | 0.00               | 3.00%                                      | 0.00                     |
| 12 Month Term Account                  | 625.52             | 5.05%                                      | 150,702.74               |
| Select Peer-to-Peer (P2P) Accounts     | 0.00               | -  | 0.00                     |
| 4 Year Term Account                    | 0.00               | 6.50%                                      | 0.00                     |
| <b>Interest Paid this period (net)</b> | <b>625.52</b>      |  | <b>150,702.74</b>        |

\* Interest has been deposited to your bank account 633000 XXXXXXXXX

**Interest Paid this Financial Year to Date**

| 48 Hour Classic Account | 90 Day Notice Account | 12 Month Term Account | Select Peer-to-Peer (P2P) Accounts | 4 Year Term Account | Income Earned YTD |
|-------------------------|-----------------------|-----------------------|------------------------------------|---------------------|-------------------|
| \$0.00                  | \$0.00                | \$2,581.56            | \$0.00                             | \$0.00              | \$2,581.56        |

**Account Details**

| EFT  | 48hr Classic Account                 | 90 Day Notice Account                | 12 Month Term Account                | 4 Year Term Account                  |
|------|--------------------------------------|--------------------------------------|--------------------------------------|--------------------------------------|
| BPAY | BSB Account 062 986 238 058 010      | BSB Account 062 986 238 058 119      | BSB Account 062 986 238 058 044      | BSB Account 062 986 238 058 101      |
|      | Biller Code 727339<br>Ref No 2380582 | Biller Code 121277<br>Ref No 2380582 | Biller Code 625210<br>Ref No 2380582 | Biller Code 101360<br>Ref No 2380582 |

Investing for income has never been easier. Our accounts offer a range of durations to suit all investors.

Investment rate adjustments as at 1 November 2019\*#:

- 48 Hour Account: 2.20% p.a. variable (previously 2.40% p.a.);
- 90 Day Account: 2.90% p.a. variable (previously 3.00% p.a.);
- 1 Year Account: pending review; and
- 4 Year Account: 6.30% p.a. variable (previously 6.50% p.a.).

#Withdrawal rights are governed by the Credit Fund Constitution. Consult our PDS or visit our website for further information.



La Trobe Financial Asset Management Limited ABN 27 007 332 363 AFSL 222213

La Trobe Australian Credit Fund ARSN 088 178 321

**Investor Account 238058**

Page 2 of 2

Statement Print Date 6 November 2019

Statement Period 1 October 2019 - 31 October 2019

TFN - Held

13-7

\_\_\_\_\_  
The W Cooke Engineering Pty Ltd Super Fund  
36 O'Grady Drive  
PARADISE POINT QLD 4216

**Investment Transaction Summary**

| Date   | Transaction Description                               | Debit (\$) | Credit (\$) | Balance (\$)      |
|--|---|------------|-------------|-------------------|
| <b>12 Month Term Account Opening Balance</b> |   |            |             | <b>150,702.74</b> |
| 02 Oct                                       | Interest earned - SEP 19 - 5.05% p.a.                 | 0.00       | 625.52      | 151,328.26        |
| 02 Oct                                       | Interest paid by EFT - SEP 19 - All paid to Nominated | 625.52     | 0.00        | 150,702.74        |
| 10 Oct                                       | Rebated Referral Fee SEP 19 - -0.500%p.a. (excl GST)  | 0.00       | 61.93       | 150,764.67        |
| 10 Oct                                       | Rebated Referral Fee payment - SEP 19                 | 61.93      | 0.00        | 150,702.74        |
| <b>Closing Balance</b>                       |   |            |             | <b>150,702.74</b> |



La Trobe Financial Asset Management Limited ABN 27 007 332 363 AFSL 222213  
La Trobe Australian Credit Fund ARSN 038 178 321

**Investor Account 238058**

Page 1 of 2  
Statement Print Date 6 December 2019  
Statement Period 1 November 2019 - 30 November 2019  
TFN - Held  
BPAY® Reference No. 2380582

13-8

The W Cooke Engineering Pty Ltd Super Fund  
36 O'Grady Drive  
PARADISE POINT QLD 4216

**La Trobe Australian Credit Fund  
Investment Account Summary - November 2019**

Investor: W Cooke Investments Pty Ltd ATF The W Cooke Engineering Pty Ltd Superannuation Fund

|                                  |    |            |
|----------------------------------|----|------------|
| Opening Balance 1 November 2019  | \$ | 150,702.74 |
| New Investments                  | \$ | 64.00      |
| Redemptions                      | \$ | -64.00     |
| Fees                             | \$ | 0.00       |
| Closing Balance 30 November 2019 | \$ | 150,702.74 |

| Investment Account Breakdown       | Holdings (\$)     | Avg Current Rate p.a.<br>as at 30 Nov 2019 | Interest Paid (\$) |
|------------------------------------|-------------------|--|--------------------|
| 48 Hour Classic Account            | 0.00              | 2.20%                                      | 0.00               |
| 90 Day Notice Account              | 0.00              | 2.90%                                      | 0.00               |
| 12 Month Term Account              | 150,702.74        | 5.05%                                      | 646.37             |
| Select Peer-to-Peer (P2P) Accounts | 0.00              | -  | 0.00               |
| 4 Year Term Account                | 0.00              | 6.30%                                      | 0.00               |
|                                    | <b>150,702.74</b> |  |                    |
| Interest Paid this period (net)    |                   |  | <b>646.37</b>      |

\* Interest has been deposited to your bank account 633000 XXXXXXXXXX

**Interest Paid this Financial Year to Date**

| 48 Hour Classic Account | 90 Day Notice Account | 12 Month Term Account | Select Peer-to-Peer (P2P) Accounts | 4 Year Term Account | Income Earned YTD |
|-------------------------|-----------------------|-----------------------|------------------------------------|---------------------|-------------------|
| \$0.00                  | \$0.00                | \$3,227.93            | \$0.00                             | \$0.00              | \$3,227.93        |

**Investing with La Trobe Financial**

Investing is made easier with **La Trobe Direct** - Australia's leading online investment portal. You can view, transact and update your account details by registering for La Trobe Direct at <https://www.latrobedirect.com> (desktop) or via your mobile device at the **App Store** (Apple) or **Play Store** (Android) - just search La Trobe Direct.

To invest via **BPAY** see the final page of this document for Biller Codes & the top of this document for your reference number.

To invest via **electronic transfer** use **BSB 062 986** and the account number of your chosen investment:

- 48 Hour Account: 238 058 010
- 90 Day Account: 238 058 119
- 12 Month Account: 238 058 044
- 4 Year Account: 238 058 101

**Fund Update**

In November 2019, La Trobe Financial's flagship product, the 12 Month Term Account, was judged Australia's Best Credit Fund - Mortgages in *Money* magazine's 2020 Best of the Best Awards. This award marks a record 11 consecutive wins for the Fund.



La Trobe Financial Asset Management Limited ABN 27 007 332 363 AFSL 222213  
La Trobe Australian Credit Fund ARSN 088 178 321

**Investor Account 238058**

Page 2 of 2  
Statement Print Date 6 December 2019  
Statement Period 1 November 2019 - 30 November 2019  
TFN - Held  
BPAY® Reference No. 2380582

139

\_\_\_\_\_  
\_\_\_\_\_  
\_\_\_\_\_  
The W Cooke Engineering Pty Ltd Super Fund  
36 O'Grady Drive  
PARADISE POINT QLD 4216

**Investment Transaction Summary**

| Date   | Transaction Description                               | Debit (\$)    | Credit (\$)   | Balance (\$)      |
|--------|---|---------------|---------------|-------------------|
|        | <b>12 Month Term Account Opening Balance</b>          |               |               | <b>150,702.74</b> |
| 04 Nov | Interest earned - OCT 19 - 5.05% p.a.                 | 0.00          | 646.37        | 151,349.11        |
| 04 Nov | Interest paid by EFT - OCT 19 - All paid to Nominated | 646.37        | 0.00          | 150,702.74        |
| 08 Nov | Rebated Referral Fee OCT 19 - -0.500%p.a. (excl GST)  | 0.00          | 64.00         | 150,766.74        |
| 08 Nov | Rebated Referral Fee payment - OCT 19                 | 64.00         | 0.00          | 150,702.74        |
|        | <b>Closing Balance</b>                                | <b>710.37</b> | <b>710.37</b> | <b>150,702.74</b> |



La Trobe Financial Asset Management Limited ABN 27 007 332 363 AFSL 222213  
La Trobe Australian Credit Fund ARSN 038 178 321

**Investor Account 238058**

Page 1 of 2  
Statement Print Date 6 January 2020  
Statement Period 1 December 2019 - 31 December 2019  
TFN - Held  
BPAY® Reference No. 2380582

13.10

The W Cooke Engineering Pty Ltd Super Fund  
36 O'Grady Drive  
PARADISE POINT QLD 4216

**La Trobe Australian Credit Fund  
Investment Account Summary - December 2019**

Investor: W Cooke Investments Pty Ltd ATF The W Cooke Engineering Pty Ltd Superannuation Fund

|                                  |    |            |
|----------------------------------|----|------------|
| Opening Balance 1 December 2019  | \$ | 150,702.74 |
| New Investments                  | \$ | 61.93      |
| Redemptions                      | \$ | -61.93     |
| Fees                             | \$ | 0.00       |
| Closing Balance 31 December 2019 | \$ | 150,702.74 |

| Investment Account Breakdown       | Holdings (\$)     | Avg Current Rate p.a.<br>as at 31 Dec 2019 | Interest Paid (\$) |
|------------------------------------|-------------------|--|--------------------|
| 48 hour Classic Account            | 0.00              | 2.20%                                      | 0.00               |
| 90 Day Notice Account              | 0.00              | 2.90%                                      | 0.00               |
| 12 Month Term Account              | 150,702.74        | 5.05%                                      | 625.52             |
| Select Peer-to-Peer (P2P) Accounts | 0.00              | -  | 0.00               |
| 4 Year Term Account                | 0.00              | 6.30%                                      | 0.00               |
|                                    | <b>150,702.74</b> |  | <b>625.52</b>      |

Interest Paid this period (net)

\* Interest has been deposited to your bank account 633000 XXXXXXXXXX

**Interest Paid this Financial Year to Date**

| 48 hour Classic Account | 90 Day Notice Account | 12 Month Term Account | Select Peer-to-Peer (P2P) Accounts | 4 Year Term Account | Income Earned YTD |
|-------------------------|-----------------------|-----------------------|------------------------------------|---------------------|-------------------|
| \$0.00                  | \$0.00                | \$3,853.45            | \$0.00                             | \$0.00              | \$3,853.45        |

**Investing with La Trobe Financial**

Investing is made easier with **La Trobe Direct** - Australia's leading online investment portal. You can view, transact and update your account details by registering for La Trobe Direct at <https://www.latrobedirect.com> (desktop) or via your mobile device at the **App Store** (Apple) or **Play Store** (Android) - just search La Trobe Direct.

To invest via **BPAY** see the final page of this document for Biller Codes & the top of this document for your reference number.

To invest via **electronic transfer** use **BSB 062 986** and the account number of your chosen investment:

- 48 hour Account: 238 058 010
- 90 Day Account: 238 058 119
- 12 Month Account: 238 058 044
- 4 Year Account: 238 058 101

**Fund Update**

In October 2019, the Reserve Bank reduced the Official Cash Rate by 0.25%. In response, La Trobe Financial has made the following rate changes, effective 1 January 2020:

- 12 Month Term Account: 4.90% p.a. variable (previously 5.05% p.a.)\*
- 48 hour Account: 1.90% p.a. variable (previously 2.20% p.a.)\*



La Trobe Financial Asset Management Limited ABN 27 007 332 363 AFSL 222213  
La Trobe Australian Credit Fund ARSN 088 178 321

**Investor Account 238058**

Page 2 of 2  
Statement Print Date 6 January 2020  
Statement Period 1 December 2019 - 31 December 2019  
TFN - Held  
BPAY Reference No. 2380582

13-11

\_\_\_\_\_  
\_\_\_\_\_  
\_\_\_\_\_

The W Cooke Engineering Pty Ltd Super Fund  
36 O'Grady Drive  
PARADISE POINT QLD 4216

**Investment Transaction Summary**

| Date   | Transaction Description                               | Debit (\$) | Credit (\$) | Balance (\$)      |
|--|---|------------|-------------|-------------------|
| <b>12 Month Term Account Opening Balance</b> |   |            |             | <b>150,702.74</b> |
| 03 Dec                                       | Interest earned - NOV 19 - 5.05% p.a.                 | 0.00       | 625.52      | 151,328.26        |
| 03 Dec                                       | Interest paid by EFT - NOV 19 - All paid to Nominated | 625.52     | 0.00        | 150,702.74        |
| 10 Dec                                       | Rebated Referral Fee NOV 19 - -0.500%p.a. (excl GST)  | 0.00       | 61.93       | 150,764.67        |
| 10 Dec                                       | Rebated Referral Fee payment - NOV 19                 | 61.93      | 0.00        | 150,702.74        |
| <b>Closing Balance</b>                       |   |            |             | <b>150,702.74</b> |





La Trobe Financial Asset Management Limited ABN 27 007 332 363 AFSL 222213  
La Trobe Australian Credit Fund ARSN 038 178 321

**Investor Account 238058**

Page 1 of 2  
Statement Print Date 6 February 2020  
Statement Period 1 January 2020 - 31 January 2020  
TFN - Held  
BPAY® Reference No. 2380582

13.12

The W Cooke Engineering Pty Ltd Super Fund  
36 O'Grady Drive  
PARADISE POINT QLD 4216

**La Trobe Australian Credit Fund  
Investment Account Summary - January 2020**

**Investor:** W Cooke Investments Pty Ltd ATF The W Cooke Engineering Pty Ltd Superannuation Fund

|                                 |    |            |
|---------------------------------|----|------------|
| Opening Balance 1 January 2020  | \$ | 150,702.74 |
| New Investments                 | \$ | 64.00      |
| Redemptions                     | \$ | -64.00     |
| Fees                            | \$ | 0.00       |
| Closing Balance 31 January 2020 | \$ | 150,702.74 |

| Investment Account Breakdown           | Holdings (\$)     | Avg Current Rate p.a.<br>as at 31 Jan 2020 | Interest Paid (\$) |
|--|-------------------|--|--------------------|
| 48 hour Classic Account                | 0.00              | 1.90%                                      | 0.00               |
| 90 Day Notice Account                  | 0.00              | 2.90%                                      | 0.00               |
| 12 Month Term Account                  | 150,702.74        | 4.90%                                      | 646.37             |
| Select Peer-to-Peer (P2P) Accounts     | 0.00              | -  | 0.00               |
| 4 Year Term Account                    | 0.00              | 6.30%                                      | 0.00               |
|  | <b>150,702.74</b> |  |                    |
| <b>Interest Paid this period (net)</b> |                   |  | <b>646.37</b>      |

\* Interest has been deposited to your bank account 633000 XXXXXXXXXX

**Interest Paid this Financial Year to Date**

| 48 hour Classic Account | 90 Day Notice Account | 12 Month Term Account | Select Peer-to-Peer (P2P) Accounts | 4 Year Term Account | Income Earned YTD |
|-------------------------|-----------------------|-----------------------|------------------------------------|---------------------|-------------------|
| \$0.00                  | \$0.00                | \$4,499.82            | \$0.00                             | \$0.00              | \$4,499.82        |

**Investing with La Trobe Financial**

Investing is made easier with **La Trobe Direct** - Australia's leading online investment portal. You can view, transact and update your account details by registering for La Trobe Direct at <https://www.latrobedirect.com> (desktop) or via your mobile device at the **App Store** (Apple) or **Play Store** (Android) - just search La Trobe Direct.

To invest via **BPAY** see the final page of this document for Biller Codes & the top of this document for your reference number.

To invest via **electronic transfer** use **BSB 062 986** and the account number of your chosen investment:

- 48 hour Account: 238 058 010
- 90 Day Notice Account: 238 058 119
- 12 Month Term Account: 238 058 044
- 4 Year Term Account: 238 058 101

**Community Update**

La Trobe Financial stands ready to help those who are suffering as a result of the current bushfires across Australia. We have donated \$1 million to bushfire relief, split between the Salvation Army Disaster Appeal and the Australian Red Cross Disaster Relief & Recovery Fund. In addition, our Disaster Relief Package is designed to help our borrowers and investors. For more details, please see <https://www.latrobecfinancial.com.au/BushfireRelief>.



La Trobe Financial Asset Management Limited ABN 27 007 332 363 AFSL 222213  
La Trobe Australian Credit Fund ARSN 088 178 321

**Investor Account 238058**

Page 2 of 2  
Statement Print Date 6 February 2020  
Statement Period 1 January 2020 - 31 January 2020  
TFN - Held  
BRAY® Reference No. 2380582

13-13

\_\_\_\_\_  
\_\_\_\_\_  
\_\_\_\_\_  
The W Cooke Engineering Pty Ltd Super Fund  
36 O'Grady Drive  
PARADISE POINT QLD 4216

**Investment Transaction Summary**

| Date   | Transaction Description                               | Debit (\$) | Credit (\$) | Balance (\$)      |
|--|---|------------|-------------|-------------------|
| <b>12 Month Term Account Opening Balance</b> |   |            |             | <b>150,702.74</b> |
| 06 Jan                                       | Interest earned - DEC 19 - 5.05% p.a.                 | 0.00       | 646.37      | 151,349.11        |
| 06 Jan                                       | Interest paid by EFT - DEC 19 - All paid to Nominated | 646.37     | 0.00        | 150,702.74        |
| 10 Jan                                       | Rebated Referral Fee DEC 19 - -0.500%p.a. (excl GST)  | 0.00       | 64.00       | 150,766.74        |
| 10 Jan                                       | Rebated Referral Fee payment - DEC 19                 | 64.00      | 0.00        | 150,702.74        |
| <b>Closing Balance</b>                       |   |            |             | <b>150,702.74</b> |



La Trobe Financial Asset Management Limited ABN 27 007 332 363 AFSL 222213  
La Trobe Australian Credit Fund ARSN 085 178 321

**Investor Account 238058**

Page 1 of 2  
Statement Print Date 10 March 2020  
Statement Period **1 February 2020 - 29 February 2020**  
TFN - Held  
BPAY® Reference No. 2380582

13.14

The W Cooke Engineering Pty Ltd Super Fund  
36 O'Grady Drive  
PARADISE POINT QLD 4216

**La Trobe Australian Credit Fund  
Investment Account Summary - February 2020**

**Investor:** W Cooke Investments Pty Ltd ATF The W Cooke Engineering Pty Ltd Superannuation Fund

|   |    |            |
|---|----|------------|
| <b>Opening Balance 1 February 2020</b>  | \$ | 150,702.74 |
| <b>New Investments</b>                  | \$ | 63.82      |
| <b>Redemptions</b>                      | \$ | -63.82     |
| <b>Fees</b>                             | \$ | 0.00       |
| <b>Closing Balance 29 February 2020</b> | \$ | 150,702.74 |

| Investment Account Breakdown           | Holdings (\$)     | Avg Current Rate p.a.<br>as at 29 Feb 2020 | Interest Paid (\$) |
|--|-------------------|--|--------------------|
| 48 hour Classic Account                | 0.00              | 1.90%                                      | 0.00               |
| 90 Day Notice Account                  | 0.00              | 2.90%                                      | 0.00               |
| 12 Month Term Account                  | 150,702.74        | 4.90%                                      | 625.46             |
| Select Peer-to-Peer (P2P) Accounts     | 0.00              | -  | 0.00               |
| 4 Year Term Account                    | 0.00              | 6.30%                                      | 0.00               |
|  | <b>150,702.74</b> |  |                    |
| <b>Interest Paid this period (net)</b> |                   |  | <b>625.46</b>      |

\* Interest has been deposited to your bank account 633000 XXXXXXXXX

**Interest Paid this Financial Year to Date**

| 48 hour Classic Account | 90 Day Notice Account | 12 Month Term Account | Select Peer-to-Peer (P2P) Accounts | 4 Year Term Account | Income Earned YTD |
|-------------------------|-----------------------|-----------------------|------------------------------------|---------------------|-------------------|
| \$0.00                  | \$0.00                | \$5,125.28            | \$0.00                             | \$0.00              | \$5,125.28        |

**Investing with La Trobe Financial**

Investing is made easier with **La Trobe Direct** - Australia's leading online investment portal. You can view, transact and update your account details by registering for La Trobe Direct at <https://www.latrobedirect.com> (desktop) or via your mobile device at the **App Store** (Apple) or **Play Store** (Android) - just search La Trobe Direct.

To invest via **BPAY** see the final page of this document for Biller Codes & the top of this document for your reference number.

To invest via **electronic transfer** use **BSB 062 986** and the account number of your chosen investment:

- 48 hour Account: 238 058 010
- 90 Day Notice Account: 238 058 119
- 12 Month Term Account: 238 058 044
- 4 Year Term Account: 238 058 101

**Fund Update**

In response to Reserve Bank cash rate changes, La Trobe Financial has made the following rate change, effective 1 March 2020 - 4 Year Term Account: 6.10% p.a. variable (previously 6.30% p.a.).\*



La Trobe Financial Asset Management Limited ABN 27 007 332 363 AFSL 222213  
La Trobe Australian Credit Fund ARSN 088 178 321

**Investor Account 238058**

Page 2 of 2  
Statement Print Date 10 March 2020  
Statement Period **1 February 2020 - 29 February 2020**  
TFN - Held  
BPAY<sup>®</sup> Reference No. 2380582

13-15

\_\_\_\_\_  
\_\_\_\_\_  
\_\_\_\_\_  
\_\_\_\_\_

The W Cooke Engineering Pty Ltd Super Fund  
36 O'Grady Drive  
PARADISE POINT QLD 4216

**Investment Transaction Summary**

| Date   | Transaction Description                               | Debit (\$) | Credit (\$) | Balance (\$)      |
|--|---|------------|-------------|-------------------|
| <b>12 Month Term Account Opening Balance</b> |   |            |             | <b>150,702.74</b> |
| 05 Feb                                       | Interest earned - JAN 20 - 4.90% p.a.                 | 0.00       | 625.46      | 151,328.20        |
| 05 Feb                                       | Interest paid by EFT - JAN 20 - All paid to Nominated | 625.46     | 0.00        | 150,702.74        |
| 10 Feb                                       | Rebated Referral Fee JAN 20 - -0.500%p.a. (excl GST)  | 0.00       | 63.82       | 150,766.56        |
| 10 Feb                                       | Rebated Referral Fee payment - JAN 20                 | 63.82      | 0.00        | 150,702.74        |
| <b>Closing Balance</b>                       |   |            |             | <b>150,702.74</b> |



La Trobe Financial Asset Management Limited ABN 27 007 332 363 AFSL 222213  
La Trobe Australian Credit Fund ARSN 088 178 321

**Investor Account 238058**

Page 1 of 2  
Statement Print Date 3 April 2020  
Statement Period 1 March 2020 - 31 March 2020  
TFN - Held  
BPAY® Reference No. 2380582

13-16

The W Cooke Engineering Pty Ltd Super Fund  
36 O'Grady Drive  
PARADISE POINT QLD 4216

**La Trobe Australian Credit Fund  
Investment Account Summary - March 2020**

Investor: W Cooke Investments Pty Ltd ATF The W Cooke Engineering Pty Ltd Superannuation Fund

|                               |    |            |
|-------------------------------|----|------------|
| Opening Balance 1 March 2020  | \$ | 150,702.74 |
| New Investments               | \$ | 59.71      |
| Redemptions                   | \$ | -59.71     |
| Fees                          | \$ | 0.00       |
| Closing Balance 31 March 2020 | \$ | 150,702.74 |

| Investment Account Breakdown       | Holdings (\$)     | Avg Current Rate p.a.<br>as at 31 Mar 2020 | Interest Paid (\$) |
|------------------------------------|-------------------|--|--------------------|
| 48 hour Classic Account            | 0.00              | 1.90%                                      | 0.00               |
| 90 Day Notice Account              | 0.00              | 2.90%                                      | 0.00               |
| 12 Month Term Account              | 150,702.74        | 4.90%                                      | 585.11             |
| Select Peer-to-Peer (P2P) Accounts | 0.00              | -  | 0.00               |
| 4 Year Term Account                | 0.00              | 6.10%                                      | 0.00               |
|                                    | <b>150,702.74</b> |  |                    |
| Interest Paid this period (net)    |                   |  | <b>585.11</b>      |

\* Interest has been deposited to your bank account 633000 XXXXXXXXX

**Interest Paid this Financial Year to Date**

| 48 hour Classic Account | 90 Day Notice Account | 12 Month Term Account | Select Peer-to-Peer (P2P) Accounts | 4 Year Term Account | Income Earned YTD |
|-------------------------|-----------------------|-----------------------|------------------------------------|---------------------|-------------------|
| \$0.00                  | \$0.00                | \$5,710.39            | \$0.00                             | \$0.00              | \$5,710.39        |

**Investing with La Trobe Financial**

Investing is made easier with **La Trobe Direct** - Australia's leading online investment portal. You can view, transact and update your account details by registering for La Trobe Direct at <https://www.latrobedirect.com> (desktop) or via your mobile device at the **App Store** (Apple) or **Play Store** (Android).

To invest via **BPAY** see the final page of this document for Biller Codes & the top of this document for your reference number.

To invest via **electronic transfer** use **BSB 062 986** and the account number of your chosen investment:

- 48 hour Account: 238 058 010
- 90 Day Notice Account: 238 058 119
- 12 Month Term Account: 238 058 044
- 4 Year Term Account: 238 058 101

**Fund Update**

In March, the Reserve Bank reduced the Official Cash Rate by 0.50%. We are pleased to confirm that, following our review of distribution rates, we have been able to limit the impact of this change on your returns as follows (effective 1 April):

- 48 hour Account: reduced by 0.30% to 1.60% p.a variable (previously 1.90% p.a)\*
- 90 Day Notice Account: reduced by 0.20% to 2.70% p.a variable (previously 2.90% p.a)\*
- 12 Month Term Account: reduced by 0.20% to 4.70% p.a variable (previously 4.90% p.a)\*
- 4 Year Term Account: reduced by 0.20% to 5.90% p. a variable (previously 6.10% p.a)\*

Market disruption reminds us all how important it is to have consistent income in your portfolio. La Trobe Financial is remaining on station delivering monthly distributions and friendly personal service. Call us any time on 1800 818 818.



La Trobe Financial Asset Management Limited ABN 27 007 332 363 AFSL 222213  
La Trobe Australian Credit Fund ARSN 088 178 321

**Investor Account 238058**

Page 2 of 2  
Statement Print Date 3 April 2020  
Statement Period 1 March 2020 - 31 March 2020  
TFN - Held  
BPAY® Reference No. 2380582

13-17

\_\_\_\_\_  
\_\_\_\_\_  
\_\_\_\_\_  
\_\_\_\_\_  
The W Cooke Engineering Pty Ltd Super Fund  
36 O'Grady Drive  
PARADISE POINT QLD 4216

**Investment Transaction Summary**

| Date   | Transaction Description                               | Debit (\$)    | Credit (\$)   | Balance (\$)      |
|--|---|---------------|---------------|-------------------|
| <b>12 Month Term Account Opening Balance</b> |   |               |               | <b>150,702.74</b> |
| 04 Mar                                       | Interest earned - FEB 20 - 4.90% p.a.                 | 0.00          | 585.11        | 151,287.85        |
| 04 Mar                                       | Interest paid by EFT - FEB 20 - All paid to Nominated | 585.11        | 0.00          | 150,702.74        |
| 10 Mar                                       | Rebated Referral Fee FEB 20 - -0.500%p.a. (excl GST)  | 0.00          | 59.71         | 150,762.45        |
| 10 Mar                                       | Rebated Referral Fee payment - FEB 20                 | 59.71         | 0.00          | 150,702.74        |
| <b>Closing Balance</b>                       |   | <b>644.82</b> | <b>644.82</b> | <b>150,702.74</b> |





La Trobe Financial Asset Management Limited ABN 27 007 332 363 AFSL 222213  
La Trobe Australian Credit Fund ARSN 088 178 321

**Investor Account 238058**

Page 1 of 2  
Statement Print Date 5 May 2020  
Statement Period 1 April 2020 - 30 April 2020  
TFN - Heid  
BPAY® Reference No. 2380582

13-18

The W Cooke Engineering Pty Ltd Super Fund  
36 O'Grady Drive  
PARADISE POINT QLD 4216

**La Trobe Australian Credit Fund  
Investment Account Summary - April 2020**

**Investor:** W Cooke Investments Pty Ltd ATF The W Cooke Engineering Pty Ltd Superannuation Fund

|                                      |    |            |
|--------------------------------------|----|------------|
| <b>Opening Balance 1 April 2020</b>  | \$ | 150,702.74 |
| <b>New Investments</b>               | \$ | 63.82      |
| <b>Redemptions</b>                   | \$ | -63.82     |
| <b>Fees</b>                          | \$ | 0.00       |
| <b>Closing Balance 30 April 2020</b> | \$ | 150,702.74 |

| Investment Account Breakdown           | Holdings (\$)     | Avg Current Rate p.a.<br>as at 30 Apr 2020 | Interest Paid (\$) |
|--|-------------------|--|--------------------|
| 48 hour Classic Account                | 0.00              | 1.60%                                      | 0.00               |
| 90 Day Notice Account                  | 0.00              | 2.70%                                      | 0.00               |
| 12 Month Term Account                  | 150,702.74        | 4.70%                                      | 625.46             |
| Select Peer-to-Peer (P2P) Accounts     | 0.00              | -  | 0.00               |
| 4 Year Term Account                    | 0.00              | 5.90%                                      | 0.00               |
|  | <b>150,702.74</b> |  |                    |
| <b>Interest Paid this period (net)</b> |                   |  | <b>625.46</b>      |

\* Interest has been deposited to your bank account 633000 XXXXXXXXX

**Interest Paid this Financial Year to Date**

| 48 hour Classic Account | 90 Day Notice Account | 12 Month Term Account | Select Peer-to-Peer (P2P) Accounts | 4 Year Term Account | Income Earned YTD |
|-------------------------|-----------------------|-----------------------|------------------------------------|---------------------|-------------------|
| \$0.00                  | \$0.00                | \$6,335.85            | \$0.00                             | \$0.00              | \$6,335.85        |

**Investing with La Trobe Financial**

Investing is made easier with **La Trobe Direct** - Australia's leading online investment portal. You can view, transact and update your account details by registering for La Trobe Direct at <https://www.latrobedirect.com> (desktop) or via your mobile device at the **App Store** (Apple) or **Play Store** (Android).

To invest via **BPAY** see the final page of this document for Biller Codes & the top of this document for your reference number.

To invest via **electronic transfer** use **BSB 062 986** and the account number of your chosen investment:

- 48 hour Account: 238 058 010
- 90 Day Notice Account: 238 058 119
- 12 Month Term Account: 238 058 044
- 4 Year Term Account: 238 058 101

**Fund Update**

In March, the Reserve Bank reduced the Official Cash Rate by 0.50%. We are pleased to confirm that, following our review of distribution rates, we have been able to limit the impact of this change on your returns as follows (effective 1 April):

- 48 hour Account: reduced by 0.30% to 1.60% p.a variable (previously 1.90% p.a)\*
- 90 Day Notice Account: reduced by 0.20% to 2.70% p.a variable (previously 2.90% p.a)\*
- 12 Month Term Account: reduced by 0.20% to 4.70% p.a variable (previously 4.90% p.a)\*
- 4 Year Term Account: reduced by 0.20% to 5.90% p. a variable (previously 6.10% p.a)\*

Market disruption reminds us all how important it is to have consistent income in your portfolio. La Trobe Financial is remaining on station delivering monthly distributions and friendly personal service. Call us any time on 1800 818 818.





La Trobe Financial Asset Management Limited ABN 27 007 332 363 AFSL 222213  
La Trobe Australian Credit Fund ARSN 038 178 321

**Investor Account 238058**

Page 2 of 2  
Statement Print Date 5 May 2020  
Statement Period 1 April 2020 - 30 April 2020  
TFN - Held  
BPAY® Reference No. 2380582

13-19

\_\_\_\_\_  
\_\_\_\_\_  
\_\_\_\_\_  
\_\_\_\_\_  
The W Cooke Engineering Pty Ltd Super Fund  
36 O'Grady Drive  
PARADISE POINT QLD 4216

**Investment Transaction Summary**

| Date   | Transaction Description                               | Debit (\$) | Credit (\$) | Balance (\$)      |
|--|---|------------|-------------|-------------------|
| <b>12 Month Term Account Opening Balance</b> |   |            |             | <b>150,702.74</b> |
| 03 Apr                                       | Interest earned - MAR 20 - 4.90% p.a.                 | 0.00       | 625.46      | 151,328.20        |
| 03 Apr                                       | Interest paid by EFT - MAR 20 - All paid to Nominated | 625.46     | 0.00        | 150,702.74        |
| 09 Apr                                       | Rebated Referral Fee MAR 20 - -0.500%p.a. (excl GST)  | 0.00       | 63.82       | 150,766.56        |
| 09 Apr                                       | Rebated Referral Fee payment - MAR 20                 | 63.82      | 0.00        | 150,702.74        |
| <b>Closing Balance</b>                       |   |            |             | <b>150,702.74</b> |



La Trobe Financial Asset Management Limited ABN 27 007 332 363 AFSL 222213  
La Trobe Australian Credit Fund ARSN 085 178 321

**Investor Account 238058**

Page 1 of 2  
Statement Print Date 4 June 2020  
Statement Period 1 May 2020 - 31 May 2020  
TFN - Heid  
BPAY® Reference No. 2380582

13-20

The W Cooke Engineering Pty Ltd Super Fund  
36 O'Grady Drive  
PARADISE POINT QLD 4216

**La Trobe Australian Credit Fund  
Investment Account Summary - May 2020**

**Investor:** W Cooke Investments Pty Ltd ATF The W Cooke Engineering Pty Ltd Superannuation Fund

|                             |    |            |
|-----------------------------|----|------------|
| Opening Balance 1 May 2020  | \$ | 150,702.74 |
| New Investments             | \$ | 61.77      |
| Redemptions                 | \$ | -61.77     |
| Fees                        | \$ | 0.00       |
| Closing Balance 31 May 2020 | \$ | 150,702.74 |

| Investment Account Breakdown           | Holdings (\$)     | Avg Current Rate p.a.<br>as at 31 May 2020 | Interest Paid (\$) |
|--|-------------------|--|--------------------|
| 48 hour Classic Account                | 0.00              | 1.60%                                      | 0.00               |
| 90 Day Notice Account                  | 0.00              | 2.70%                                      | 0.00               |
| 12 Month Term Account                  | 150,702.74        | 4.70%                                      | 580.58             |
| Select Peer-to-Peer (P2P) Accounts     | 0.00              | -  | 0.00               |
| 4 Year Term Account                    | 0.00              | 5.90%                                      | 0.00               |
|  | <b>150,702.74</b> |  |                    |
| <b>Interest Paid this period (net)</b> |                   |  | <b>580.58</b>      |

\* Interest has been deposited to your bank account 633000 XXXXXXXXX

**Interest Paid this Financial Year to Date**

| 48 hour Classic Account | 90 Day Notice Account | 12 Month Term Account | Select Peer-to-Peer (P2P) Accounts | 4 Year Term Account | Income Earned YTD |
|-------------------------|-----------------------|-----------------------|------------------------------------|---------------------|-------------------|
| \$0.00                  | \$0.00                | \$6,916.43            | \$0.00                             | \$0.00              | \$6,916.43        |

**Investing with La Trobe Financial**

Investing is made easier with **La Trobe Direct** - Australia's leading online investment portal. You can view, transact and update your account details by registering for La Trobe Direct at <https://www.latrobedirect.com> (desktop) or via your mobile device at the **App Store** (Apple) or **Play Store** (Android).

To invest via **BPAY** see the final page of this document for Biller Codes & the top of this document for your reference number.

To invest via **electronic transfer** use **BSB 062 986** and the account number of your chosen investment:

- 48 hour Account: 238 058 010
- 90 Day Notice Account: 238 058 119
- 12 Month Term Account: 238 058 044
- 4 Year Term Account: 238 058 101

**Fund Update**

In March, the Reserve Bank reduced the Official Cash Rate by 0.50%. We are pleased to confirm that, following our review of distribution rates, we have been able to limit the impact of this change on your returns as follows (effective 1 April):

- 48 hour Account: reduced by 0.30% to 1.60% p.a variable (previously 1.90% p.a)\*
- 90 Day Notice Account: reduced by 0.20% to 2.70% p.a variable (previously 2.90% p.a)\*
- 12 Month Term Account: reduced by 0.20% to 4.70% p.a variable (previously 4.90% p.a)\*
- 4 Year Term Account: reduced by 0.20% to 5.90% p. a variable (previously 6.10% p.a)\*

Market disruption reminds us all how important it is to have consistent income in your portfolio. La Trobe Financial is remaining on station delivering monthly distributions and friendly personal service. Call us any time on 1800 818 818.



La Trobe Financial Asset Management Limited ABN 27 007 332 363 AFSL 222213  
La Trobe Australian Credit Fund ARSN 088 178 321

**Investor Account 238058**

Page 2 of 2  
Statement Print Date 4 June 2020  
Statement Period 1 May 2020 - 31 May 2020  
TFN - Held  
BPAY® Reference No. 2380582

13-21

\_\_\_\_\_  
\_\_\_\_\_  
\_\_\_\_\_  
\_\_\_\_\_

The W Cooke Engineering Pty Ltd Super Fund  
36 O'Grady Drive  
PARADISE POINT QLD 4216

**Investment Transaction Summary**

| Date   | Transaction Description                               | Debit (\$) | Credit (\$) | Balance (\$)      |
|--|---|------------|-------------|-------------------|
| <b>12 Month Term Account Opening Balance</b> |   |            |             | <b>150,702.74</b> |
| 05 May                                       | Interest earned - APR 20 - 4.70% p.a.                 | 0.00       | 580.58      | 151,283.32        |
| 05 May                                       | Interest paid by EFT - APR 20 - All paid to Nominated | 580.58     | 0.00        | 150,702.74        |
| 08 May                                       | Rebated Referral Fee APR 20 - -0.500%p.a. (excl GST)  | 0.00       | 61.77       | 150,764.51        |
| 08 May                                       | Rebated Referral Fee payment - APR 20                 | 61.77      | 0.00        | 150,702.74        |
| <b>Closing Balance</b>                       |   |            |             | <b>150,702.74</b> |



La Trobe Financial Asset Management Limited ABN 27 007 332 363 AFSL 222213  
La Trobe Australian Credit Fund ARSN 088 178 321

**Investor Account 238058**

Page 1 of 2  
Statement Print Date 7 July 2020  
Statement Period 1 June 2020 - 30 June 2020  
TFN - Held  
BPAY<sup>®</sup> Reference No. 2380582

13-22

The W Cooke Engineering Pty Ltd Super Fund  
36 O'Grady Drive  
PARADISE POINT QLD 4216

**La Trobe Australian Credit Fund  
Investment Account Summary - June 2020**

Investor: W Cooke Investments Pty Ltd ATF The W Cooke Engineering Pty Ltd Superannuation Fund

|                              |    |              |
|------------------------------|----|--------------|
| Opening Balance 1 June 2020  | \$ | 150,702.74   |
| New Investments              | \$ | 63.82        |
| Redemptions                  | \$ | -63.82       |
| Fees                         | \$ | 0.00         |
| Closing Balance 30 June 2020 | \$ | 150,702.74 ✓ |

| Investment Account Breakdown       | Holdings (\$)     | Avg Current Rate p.a.<br>as at 30 Jun 2020 | Interest Paid (\$) |
|------------------------------------|-------------------|--|--------------------|
| 48 hour Account                    | 0.00              | 1.60%                                      | 0.00               |
| 90 Day Notice Account              | 0.00              | 2.70%                                      | 0.00               |
| 12 Month Term Account              | 150,702.74        | 4.70%                                      | 599.93             |
| Select Peer-to-Peer (P2P) Accounts | 0.00              | -  | 0.00               |
| 4 Year Term Account                | 0.00              | 5.90%                                      | 0.00               |
|                                    | <b>150,702.74</b> |  |                    |
| Interest Paid this period (net)    |                   |  | <b>599.93</b>      |

Interest has been deposited to your bank account 633000 XXXXXXXXXX

**Interest Paid this Financial Year to Date**

| 48 hour Account | 90 Day Notice Account | 12 Month Term Account | Select Peer-to-Peer (P2P) Accounts | 4 Year Term Account | Income Earned YTD |
|-----------------|-----------------------|-----------------------|------------------------------------|---------------------|-------------------|
| \$0.00          | \$0.00                | \$7,516.36            | \$0.00                             | \$0.00              | \$7,516.36        |

Rebated fees

\$ 754-73

**Investing with La Trobe Financial**

Investing is made easier with **La Trobe Direct** - Australia's leading online investment portal. You can view, transact and update your account details by registering for La Trobe Direct at <https://www.latrobedirect.com> (desktop) or via your mobile device at the **App Store** (Apple) or **Play Store** (Android).

\$ 8271-09

To invest via **BPAY** see the final page of this document for Biller Codes & the top of this document for your reference number.

To invest via **electronic transfer** use **BSB 062 986** and the account number of your chosen investment:

- 48 hour Account: 238 058 010
- 90 Day Notice Account: 238 058 119
- 12 Month Term Account: 238 058 044
- 4 Year Term Account: 238 058 101

**Fund Update**

Our interest rate settings are reviewed on a monthly basis and, effective 1 July 2020, we will be making the following adjustments to the Credit Fund investor rates:

- 48 hour Account: reduced by 0.30% to 1.30% p.a. variable (previously 1.60% p.a.)\*
- 90 Day Notice Account: reduced by 0.20% to 2.50% p.a. variable (previously 2.70% p.a.)\*
- 12 Month Term Account: reduced by 0.20% to 4.50% p.a. variable (previously 4.70% p.a.)\*
- 4 Year Term Account: reduced by 0.25% to 5.65% p.a. variable (previously 5.90% p.a.)\*

Please call our investment team on 1800 818 818 if you have any questions.

\*Returns on our investments are variable and paid monthly. An investment in the Credit Fund is not a bank deposit, and investors risk losing some or all of their principal investment. Past performance is not a reliable indicator of future performance. The rates of return from the Credit Fund are not guaranteed and are determined by the future revenue of the Credit Fund and may be lower than expected. Withdrawal rights are subject to liquidity and may be delayed or suspended. Visit our website for further information.

**POSTED**



La Trobe Financial Asset Management Limited ABN 27 007 332 363 AFSL 222213  
La Trobe Australian Credit Fund ARCN 088 178 321

**Investor Account 238058**

Page 2 of 2  
Statement Print Date 7 July 2020  
Statement Period 1 June 2020 - 30 June 2020  
TFN - Held  
BPAY® Reference No. 2380582

13-23

The W Cooke Engineering Pty Ltd Super Fund  
36 O'Grady Drive  
PARADISE POINT QLD 4216

**Investment Transaction Summary**

| Date   | Transaction Description                               | Debit (\$) | Credit (\$) | Balance (\$)      |
|--|---|------------|-------------|-------------------|
| <b>12 Month Term Account Opening Balance</b> |   |            |             | <b>150,702.74</b> |
| 03 Jun                                       | Interest earned - MAY 20 - 4.70% p.a.                 | 0.00       | 599.93      | 151,302.67        |
| 03 Jun                                       | Interest paid by EFT - MAY 20 - All paid to Nominated | 599.93     | 0.00        | 150,702.74        |
| 10 Jun                                       | Rebated Referral Fee MAY 20 - -0.500%p.a. (excl GST)  | 0.00       | 63.82       | 150,766.56        |
| 10 Jun                                       | Rebated Referral Fee payment - MAY 20                 | 63.82      | 0.00        | 150,702.74        |
| <b>Closing Balance</b>                       |   |            |             | <b>150,702.74</b> |



14-1

724/4

20 June 2019

041/000777 009421



W COOKE INVESTMENTS PTY LTD  
36 O'GRADY DR  
PARADISE POINT QLD 4216



Your details at a glance

|                 |  |
|-----------------|--|
| Account number  | 000000163663743  |
| Customer number | 0036442903/2501  |
| Account title   | W COOKE INVESTMENTS PTY LTD ATF<br>THE W COOKE ENGINE ERING PTY LTD<br>SUPERANNUATION FUND |

Current investment details

|                         |              |
|-------------------------|--------------|
| Current balance         | \$201,944.38 |
| Interest due            | \$1,908.79   |
| Net payment             | \$1,908.79   |
| Interest payment method | Reinvest     |
| Review date             | 4 July 2019  |

Reinvestment details

|                          |                 |
|--------------------------|-----------------|
| Balance                  | \$203,853.17    |
| Review term              | 5 MONTHS        |
| Indicative interest rate | 1.90%           |
| Next review date         | 4 December 2019 |



Any questions?

Contact Tony Jensen at Shop 3-4, 42 The Esplanade, Paradise Point 4216 on **07 5577 4199**, or call **1300 BENDIGO**.

**Term Deposit Review Confirmation**

Please retain for taxation/personal record

Dear Trustees

Your term deposit is due for review on 4 July 2019. If you wish to renew this investment **you don't need to do a thing**. In accordance with the Bendigo Term Deposit Accounts and Facilities Terms & Conditions, we will renew your investment for the same term at an indicative interest rate of 1.90%pa (refer to the "Reinvestment details" box above). This will happen automatically unless you tell us you do not wish to renew your investment and instead withdraw the funds.

If your investment is automatically renewed, you have a 7-day grace period to let us know you have changed your mind. For instance, you may instead decide to withdraw funds from your account, increase your investment amount or change the length of your investment term. Your grace period begins the day after the review date (4 July 2019) which means you have until 11 July 2019 to make any changes to your investment. If you decide to make any changes to your investment after the grace period ends on 11 July 2019 you may receive a lower interest rate on any funds that you withdraw.

...continued overleaf >

**Term deposit reinvestment instructions**

Review date: 4 July 2019

Customer name: W COOKE INVESTMENTS PTY LTD

Customer number: 0036442903/2501

**Account term change:**

- Change term to \_\_\_\_\_ month(s) Interest frequency \_\_\_\_\_
- Withdrawal of balance and close account (see reverse) OR Partial amount to be withdrawn \_\_\_\_\_ (see reverse)  
Amount to be reinvested \_\_\_\_\_
- Additional deposit (see reverse) Transfer from account number \_\_\_\_\_
- Other \_\_\_\_\_

**Interest payment change:**

- Reinvest  Cheque  To account number \_\_\_\_\_

Signed customer 1 \_\_\_\_\_ Signed customer 2 \_\_\_\_\_

Telephone (\_\_\_\_\_) \_\_\_\_\_ Date \_\_\_\_/\_\_\_\_/\_\_\_\_

069RL101 / E-777 / S-1585 / I-3169 / 00364429030001105

# TERM DEPOSIT CERTIFICATE



Date lodged

04 JUL 19

14-2

Customer number

36442903 / 2501

Account number

163663743

Name W COOKE INVESTMENTS PTY LTD ATF THE W COOKE ENGINEERING PTY LTD SUPERANNUATION FUND

Address 36 O'GRADY DR  
PARADISE POINT QLD 4216



Balance \$ 203,853.17  
Term 3 MONTHS  
Interest rate 2.10 %PA  
Review date 04 OCT 19  
Interest payment frequency ON REVIEW

On behalf of Bendigo Bank  
SHOP 3-4, 42 THE ESPLANADE  
PARADISE POINT 4216  
07 55774199

The Bendigo Centre, Bendigo VIC 3550 Phone: **1300 BENDIGO**  
Bendigo and Adelaide Bank Limited ABN 11 068 049 178. AFSL No. 237879.





4 March 2020



14.3

041/001354 009421



W COOKE INVESTMENTS PTY LTD  
36 O'GRADY DR  
PARADISE POINT QLD 4216

Dear Trustees

**Confirmation of Withdrawal**

We are writing to confirm the details of a recent withdrawal from your term deposit account. The details of this transaction are:

|                    |              |
|--------------------|--------------|
| Account Number:    | 163663743    |
| Transaction Date:  | 4 March 2020 |
| Amount:            | \$100,000.00 |
| Remaining Balance: | \$106,125.63 |
| Interest Rate:     | 1.45%        |
| Maturity Date:     | 4 June 2020  |

If you have any questions in relation to this transaction, please contact our customer service team on 1300 BENDIGO (1300 236 344).

Yours sincerely

NICK CARTER  
HEAD OF CONSUMER BANKING

0036442903  
SMT:TDTXN:BEN

6P9BL101/E-1354/S-1507/I-3013/00364429030000717

# TERM DEPOSIT CERTIFICATE



Date lodged

04 MAR 20

14.4

Customer number

36442903 / 2501

Name W COOKE INVESTMENTS PTY LTD ATF THE W COOKE ENGINEERING PTY LTD SUPERANNUATION FUND

Account number

Address 36 O'GRADY DR

163663743

PARADISE POINT QLD 4216

Balance

\$ 106,125.63

Term

3 MONTHS

Interest rate

1.45 %PA

Review date

04 JUN 20

Interest payment frequency

ON REVIEW



On behalf of Bendigo Bank

SHOP 3-4, 42 THE ESPLANADE  
PARADISE POINT 4216  
07 55774199

The Bendigo Centre, Bendigo VIC 3550 Phone: **1300 236 344**  
Bendigo and Adelaide Bank Limited ABN 11 068 049 178. AFSL No. 237879.

14-5

21 May 2020

041000751 009421



W COOKE INVESTMENTS PTY LTD  
36 O'GRADY DR  
PARADISE POINT QLD 4216



**Your details at a glance**

|                 |   |
|-----------------|---|
| Account number  | 000000163663743   |
| Customer number | 0036442903/2501   |
| Account title   | W COOKE INVESTMENTS PTY LTD ATF THE W COOKE ENGINE ERING PTY LTD SUPERANNUA |

**Current investment details**

|                         |              |
|-------------------------|--------------|
| Current balance         | \$106,125.63 |
| Interest due            | \$386.81     |
| Net payment             | \$386.81     |
| Interest payment method | Reinvest     |
| Review date             | 4 June 2020  |

**Reinvestment details**

|                          |              |
|--------------------------|--------------|
| Balance                  | \$106,512.44 |
| Review term              | 1 MONTH      |
| Indicative interest rate | 0.35%        |
| Next review date         | 4 July 2020  |

**Special Term Deposit.**

**0.95%<sub>pa</sub>**

7 month term deposit.  
Invest from \$5,000.

\*Rates are effective as at the date of this letter and are subject to change. Interest earned is payable on maturity.

**Any questions?**

Contact Tony Jensen at Shop 3-4, 42 The Esplanade, Paradise Point 4216 on **07 5577 4199**, or call **1300 BENDIGO**.

**Term Deposit Review Confirmation**

Please retain for taxation/personal record

Dear Trustees

Your term deposit is due for review on 4 June 2020. If you wish to renew this investment **you don't need to do a thing**. In accordance with the Bendigo Term Deposit Accounts and Facilities Terms & Conditions, we will renew your investment for the same term at an indicative interest rate of 0.35%pa (refer to the "Reinvestment details" box above). This will happen automatically unless you tell us you do not wish to renew your investment and instead withdraw the funds.

If your investment is automatically renewed, you have a 7-day grace period to let us know you have changed your mind. For instance, you may instead decide to withdraw funds from your account, increase your investment amount or change the length of your investment term. Your grace period begins the day after the review date (4 June 2020) which means you have until 11 June 2020 to make any changes to your investment. If you decide to make any changes to your investment after the grace period ends on 11 June 2020 you may receive a lower interest rate on any funds that you withdraw.

...continued overleaf >

**Term deposit reinvestment instructions**

Review date: 4 June 2020

Customer name: W COOKE INVESTMENTS PTY LTD

Customer number: 0036442903/2501

**Account term change:**

- Change term to \_\_\_\_\_ month(s) Interest frequency \_\_\_\_\_
- Withdrawal of balance and close account (see reverse) OR Partial amount to be withdrawn \_\_\_\_\_ (see reverse)  
Amount to be reinvested \_\_\_\_\_
- Additional deposit (see reverse) Transfer from account number \_\_\_\_\_
- Other \_\_\_\_\_

**Interest payment change:**

- Reinvest  Cheque  To account number \_\_\_\_\_

Signed customer 1 \_\_\_\_\_ Signed customer 2 \_\_\_\_\_

Telephone (\_\_\_\_\_) \_\_\_\_\_ Date \_\_\_\_ / \_\_\_\_ / \_\_\_\_\_

42RRL01 / E-751 / S-1541 / I-3081 / 00364429030000947

14-6



041/06788 009421



W COOKE INVESTMENTS PTY LTD  
36 O'GRADY DR  
PARADISE POINT QLD 4216

**Your details at a glance**

**BSB number** 633-000  
**Account number** 163663743  
**Customer number** 36442903/2501  
**Account title** W COOKE INVESTMENTS PTY LTD  
ATF THE W COOKE ENGINEERING PTY LTD  
SUPER ANNUATION FUND

**Account summary**

**Statement period** 1 Jan 2020 - 30 Jun 2020  
**Statement number** 3  
**Opening balance on 1 Jan 2020** \$204,932.20  
**Deposits & credits** \$1,580.24  
**Withdrawals & debits** \$100,000.00  
**Closing Balance on 30 Jun 2020** \$106,512.44

**Account details**

**Review date** 4 Jul 2020  
**Interest rate** 0.350%PA  
**Payment frequency** At Review  
**Payment method** Reinvest

We're changing  
for the better

Introducing our new logo



**Any questions?**

Contact Tony Jensen at Shop 3-4, 42 The Esplanade,  
Paradise Point 4216 on **07 5577 4199**, or call **1300 BENDIGO**  
(1300 236 344).

**Bendigo Term Deposit**

| Date  | Transaction           | Withdrawals         | Deposits          | Balance             |
|---|-----------------------|---------------------|-------------------|---------------------|
| <b>Opening balance</b>                      |                       |                     |                   | <b>\$204,932.20</b> |
| 4 Mar 20                                    | INTEREST              |                     | 1,193.43          | 206,125.63          |
| 4 Mar 20                                    | TRANSFER<br>162904155 | 100,000.00          |                   | 106,125.63          |
| 4 Jun 20                                    | INTEREST              |                     | 386.81            | 106,512.44          |
| <b>Transaction totals / Closing balance</b> |                       | <b>\$100,000.00</b> | <b>\$1,580.24</b> | <b>\$106,512.44</b> |

Bendigo Bank suggests you carefully check all entries on your statement. Apparent errors or possible unauthorised transactions are to be promptly reported to your branch. It is important that you notify Bendigo Bank of any disputed transactions as soon as possible as Bendigo Bank's ability to investigate disputed transactions and to subsequently process a chargeback in your favour is restricted by the time limits imposed under the operating rules of the applicable credit card scheme. If you wish to obtain further information about this product (including your chargeback rights) or you have a question or concern about your account or its operation please contact your local Bendigo Bank Branch (details supplied on the front of the statement).

161BH115 / E-6788 / S-10261 / I-20521 / 0036442903277059

**Leeza Cox**

---

**From:** Sharyn Cooke <admin@wcookeengineering.com.au>  
**Sent:** Wednesday, 28 April 2021 7:14 AM  
**To:** Leeza Cox  
**Subject:** RE: W Cooke Engineering Super Fund - queries 2020 year  
**Attachments:** IMG\_20210428\_0001.pdf

Hi Leeza,

Sorry it's taken so long to get back to you. The attached is all I could find for the term deposit statements. I asked the bank to reissue them but apparently they only come out once and then they can't reissue them for whatever reason.

*Kind Regards,*

*Sharyn*

**W COOKE ENGINEERING PTY LTD**

Telephone: 07 5531 3857  
 Mobiles: 0438 105 405 / 0417 757 292  
 Email: [admin@wcookeengineering.com.au](mailto:admin@wcookeengineering.com.au)

---

**From:** Leeza Cox <Leeza@SimmonsLivingstone.com.au>  
**Sent:** Wednesday, 3 March 2021 11:16 AM  
**To:** Sharyn Cooke <admin@wcookeengineering.com.au>  
**Subject:** FW: W Cooke Engineering Super Fund - queries 2020 year  
**Importance:** High

Hi Sharon

There's just a few things needed for the Super Fund tax please:-

1. Bendigo Bank term deposit statements covering the period 1 July 2019 – 30 June 2020  
 Sam has tried to get the Bendigo term deposit statements but unfortunately they won't supply them to him. They said for Wayne to ring international number +61354450666.  
 The account details are BSB 633000 Ac 163663743. The statements should include account holder name, interest paid, transactions & closing balance.
2. Investment strategy  
 As previously communicated back in September last year, the ATO are focusing on SMSF's management of their investment strategy.  
 Please follow the below link to read through the ATO's information for investment strategies.  
<https://www.ato.gov.au/super/self-managed-super-funds/investing/your-investment-strategy/>  
 (if the link doesn't go through to the website, then you can cut and paste it into your browser).  
 After you have read through that information, can you please review your Fund's investment strategy (attached) carefully to ensure it continues to meet your requirements. Please let me know if you'd like to make some changes and I'll send you through an editable copy.  
 Alternatively if you believe the strategy continues to meet your requirements, please sign and return the attached minute.  
 We can also send the attached via docusign if Wayne doesn't have access to a printer & scanner, just let me know.

## Portfolio valuation

As at 30 Jun 2020

SMA

Net portfolio value \$343,360.65

| Asset                  | Quantity | Avg unit cost | Actual cost | Unit price | Market value | Portfolio weight | Gain/loss |         | Est income (a) |       | Est yield (b) |
|------------------------|----------|---------------|-------------|------------|--------------|------------------|-----------|---------|----------------|-------|---------------|
|                        |          |               |             |            |              |                  | \$        | %       | \$             | %     |               |
| <b>Domestic Shares</b> |          |               |             |            |              |                  |           |         |                |       |               |
| AGL                    | 650      | 19.6837       | 12,794.39   | 17.05      | 11,082.50    | 3.23%            | -1,711.89 | -13.38% | 721.50         | 6.51% |               |
| ALD                    | 266      | 26.6742       | 7,095.34    | 29.32      | 7,799.12     | 2.27%            | 703.78    | 9.92%   | -              | -     |               |
| AMC                    | 123      | 10.3565       | 1,273.85    | 14.48      | 1,781.04     | 0.52%            | 507.19    | 39.82%  | 85.15          | 4.78% |               |
| ANN                    | 259      | 22.3113       | 5,778.62    | 36.70      | 9,505.30     | 2.77%            | 3,726.68  | 64.49%  | 184.43         | 1.94% |               |
| ANZ                    | 332      | 27.2338       | 9,041.61    | 18.64      | 6,188.48     | 1.8%             | -2,853.13 | -31.56% | 531.20         | 8.58% |               |
| BAP                    | 1,194    | 5.4052        | 6,453.75    | 5.90       | 7,044.60     | 2.05%            | 590.85    | 9.16%   | 208.95         | 2.97% |               |
| BHP                    | 196      | 27.1067       | 5,312.91    | 35.82      | 7,020.72     | 2.04%            | 1,707.81  | 32.14%  | 417.69         | 5.95% |               |
| BXB                    | 907      | 10.4558       | 9,483.41    | 10.87      | 9,859.09     | 2.87%            | 375.68    | 3.96%   | 407.06         | 4.13% |               |
| CAR                    | 288      | 13.9827       | 4,027.02    | 17.74      | 5,109.12     | 1.49%            | 1,082.10  | 26.87%  | 135.36         | 2.65% |               |
| CBA                    | 148      | 79.2191       | 11,724.43   | 69.42      | 10,274.16    | 2.99%            | -1,450.27 | -12.37% | 637.88         | 6.21% |               |
| CIM                    | 139      | 33.5845       | 4,668.24    | 24.12      | 3,352.68     | 0.98%            | -1,315.56 | -28.18% | 218.23         | 6.51% |               |
| CPU                    | 602      | 16.3365       | 9,834.55    | 13.25      | 7,976.50     | 2.32%            | -1,858.05 | -18.89% | 276.92         | 3.47% |               |
| CWN                    | 852      | 12.7988       | 10,904.56   | 9.67       | 8,238.84     | 2.4%             | -2,665.72 | -24.45% | 511.20         | 6.2%  |               |
| GEM                    | 4,913    | 1.0293        | 5,057.15    | 0.885      | 4,348.01     | 1.27%            | -709.14   | -14.02% | 233.37         | 5.37% |               |
| IAG                    | 285      | 6.5919        | 1,878.70    | 5.77       | 1,644.45     | 0.48%            | -234.25   | -12.47% | 85.50          | 5.2%  |               |
| ILU                    | 230      | 9.3432        | 2,148.93    | 8.54       | 1,964.20     | 0.57%            | -184.73   | -8.6%   | 29.90          | 1.52% |               |
| IVC                    | 459      | 14.4602       | 6,637.23    | 10.48      | 4,810.32     | 1.4%             | -1,826.91 | -27.53% | 80.32          | 1.67% |               |
| LNK                    | 2,254    | 5.4408        | 12,263.62   | 4.10       | 9,241.40     | 2.69%            | -3,022.22 | -24.64% | 428.26         | 4.63% |               |
| MIN                    | 293      | 14.7489       | 4,321.44    | 21.17      | 6,202.81     | 1.81%            | 1,881.37  | 43.54%  | 158.22         | 2.55% |               |
| MPL                    | 3,849    | 3.1204        | 12,010.44   | 2.99       | 11,508.51    | 3.35%            | -501.93   | -4.18%  | 600.44         | 5.22% |               |
| NAB                    | 346      | 29.1707       | 10,093.07   | 18.22      | 6,304.12     | 1.84%            | -3,788.95 | -37.54% | 574.36         | 9.11% |               |
| OSH                    | 373      | 2.3841        | 889.28      | 3.17       | 1,182.41     | 0.34%            | 293.13    | 32.96%  | 52.70          | 4.46% |               |
| OZL                    | 110      | 11.4606       | 1,260.67    | 10.96      | 1,205.60     | 0.35%            | -55.07    | -4.37%  | 25.30          | 2.1%  |               |
| PDL                    | 1,270    | 8.033         | 10,201.90   | 5.97       | 7,581.90     | 2.21%            | -2,620.00 | -25.68% | 317.50         | 4.19% |               |



## Portfolio valuation

As at 30 Jun 2020

SMA

Net portfolio value \$343,360.65 continued

| Asset                       | Quantity  | Avg unit cost | Actual cost       | Unit price | Market value      | Portfolio weight | Gain/loss         | Gain/loss     | Est income <sup>(a)</sup> | Est yield <sup>(b)</sup> |
|-----------------------------|-----------|---------------|-------------------|------------|-------------------|------------------|-------------------|---------------|---------------------------|--------------------------|
|                             |           | \$            | \$                | \$         | \$                | %                | \$                | %             | \$                        | %                        |
| <b>Domestic Shares</b>      |           |               |                   |            |                   |                  |                   |               |                           |                          |
| PPT                         | 153       | 36.0849       | 5,520.99          | 29.67      | 4,539.51          | 1.32%            | -981.48           | -17.78%       | 351.90                    | 7.75%                    |
| PTM                         | 1,732     | 4.7728        | 8,266.42          | 3.73       | 6,460.36          | 1.88%            | -1,806.06         | -21.85%       | 467.64                    | 7.24%                    |
| QBE                         | 355       | 10.5725       | 3,753.23          | 8.86       | 3,145.30          | 0.92%            | -607.93           | -16.2%        | 184.60                    | 5.87%                    |
| RHC                         | 49        | 58.338        | 2,858.56          | 66.52      | 3,259.48          | 0.95%            | 400.92            | 14.03%        | 75.46                     | 2.32%                    |
| SHL                         | 214       | 22.9883       | 4,919.49          | 30.43      | 6,512.02          | 1.9%             | 1,592.53          | 32.37%        | 181.90                    | 2.79%                    |
| TLS                         | 3,464     | 3.3429        | 11,579.70         | 3.13       | 10,842.32         | 3.16%            | -737.38           | -6.37%        | 554.24                    | 5.11%                    |
| WBC                         | 530       | 27.3357       | 14,487.92         | 17.95      | 9,513.50          | 2.77%            | -4,974.42         | -34.33%       | 424.00                    | 4.46%                    |
| WHC                         | 2,731     | 3.00          | 8,193.06          | 1.43       | 3,905.33          | 1.14%            | -4,287.73         | -52.33%       | 860.26                    | 22.03%                   |
| WPL                         | 335       | 31.7905       | 10,649.80         | 21.65      | 7,252.75          | 2.11%            | -3,397.05         | -31.9%        | 456.84                    | 6.3%                     |
| <b>Totals</b>               |           |               | <b>235,384.28</b> |            | <b>206,656.45</b> | <b>60.19%</b>    | <b>-28,727.83</b> | <b>-12.2%</b> | <b>10,478.28</b>          | <b>5.07%</b>             |
| <b>International Shares</b> |           |               |                   |            |                   |                  |                   |               |                           |                          |
| F100                        | 959       | 9.1609        | 8,785.27          | 8.50       | 8,151.50          | 2.37%            | -633.77           | -7.21%        | 84.01                     | 1.03%                    |
| FUEL                        | 4,199     | 4.0893        | 17,171.01         | 3.60       | 15,116.40         | 4.4%             | -2,054.61         | -11.97%       | 211.26                    | 1.4%                     |
| IEM                         | 22        | 56.00         | 1,232.00          | 58.98      | 1,297.56          | 0.38%            | 65.56             | 5.32%         | 33.53                     | 2.58%                    |
| IEU                         | 113       | 60.6628       | 6,854.90          | 59.55      | 6,729.15          | 1.96%            | -125.75           | -1.83%        | 197.90                    | 2.94%                    |
| IJP                         | 149       | 77.4656       | 11,542.38         | 80.91      | 12,055.59         | 3.51%            | 513.21            | 4.45%         | 221.28                    | 1.84%                    |
| IKO                         | 79        | 85.2851       | 6,737.52          | 85.87      | 6,783.73          | 1.98%            | 46.21             | 0.69%         | 66.25                     | 0.98%                    |
| INT0011AU                   | 11,186.61 | 0.99          | 11,074.40         | 0.9676     | 10,824.16         | 3.15%            | -250.24           | -2.26%        | 95.35                     | 0.88%                    |
| INT0016AU                   | 27,810.78 | 0.4594        | 12,776.52         | 0.4877     | 13,562.76         | 3.95%            | 786.24            | 6.15%         | 525.54                    | 3.87%                    |

15.2



## Portfolio valuation

As at 30 Jun 2020

SMA

Net portfolio value \$343,360.65 continued

| Asset                                | Quantity | Avg unit cost<br>\$ | Actual cost<br>\$ | Unit price<br>\$ | Market value<br>\$ | Portfolio<br>weight<br>% | Gain/loss<br>\$  | Gain/loss<br>% | Est income (a)<br>\$ | Est yield (b)<br>% |
|--------------------------------------|----------|---------------------|-------------------|------------------|--------------------|--------------------------|------------------|----------------|----------------------|--------------------|
| <b>International Shares</b>          |          |                     |                   |                  |                    |                          |                  |                |                      |                    |
| INT0017AU                            | 5,664.81 | 0.9775              | 5,537.15          | 0.9025           | 5,112.49           | 1.49%                    | -424.66          | -7.67%         | 606.42               | 11.86%             |
| MSTR                                 | 345      | 7.8588              | 2,711.27          | 8.45             | 2,915.25           | 0.85%                    | 203.98           | 7.52%          | -                    | -                  |
| VEQ                                  | 33       | 54.4688             | 1,797.47          | 52.85            | 1,744.05           | 0.51%                    | -53.42           | -2.97%         | 54.37                | 3.12%              |
| VEG                                  | 53       | 62.3404             | 3,304.04          | 64.95            | 3,442.35           | 1%                       | 138.31           | 4.19%          | 102.59               | 2.98%              |
| Totals                               |          |                     | <b>89,523.93</b>  |                  | <b>87,734.99</b>   | <b>25.55%</b>            | <b>-1,788.94</b> | <b>-2%</b>     | <b>2,198.50</b>      | <b>2.51%</b>       |
| <b>Domestic Listed Property</b>      |          |                     |                   |                  |                    |                          |                  |                |                      |                    |
| GPT                                  | 292      | 4.6189              | 1,348.71          | 4.17             | 1,217.64           | 0.35%                    | -131.07          | -9.72%         | 77.32                | 6.35%              |
| SCG                                  | 2,714    | 3.9396              | 10,692.06         | 2.17             | 5,889.38           | 1.72%                    | -4,802.68        | -44.92%        | 613.37               | 10.41%             |
| VCX                                  | 4,353    | 2.4678              | 10,742.22         | 1.43             | 6,224.79           | 1.81%                    | -4,517.43        | -42.05%        | 681.24               | 10.94%             |
| Totals                               |          |                     | <b>22,782.99</b>  |                  | <b>13,331.81</b>   | <b>3.88%</b>             | <b>-9,451.18</b> | <b>-41.48%</b> | <b>1,371.93</b>      | <b>10.29%</b>      |
| <b>International Listed Property</b> |          |                     |                   |                  |                    |                          |                  |                |                      |                    |
| URW                                  | 211      | 4.9774              | 1,050.23          | 4.04             | 852.44             | 0.25%                    | -197.79          | -18.83%        | 137.78               | 16.16%             |
| Totals                               |          |                     | <b>1,050.23</b>   |                  | <b>852.44</b>      | <b>0.25%</b>             | <b>-197.79</b>   | <b>-18.83%</b> | <b>137.78</b>        | <b>16.16%</b>      |
| <b>Domestic Fixed Interest</b>       |          |                     |                   |                  |                    |                          |                  |                |                      |                    |
| IAF                                  | 25       | 113.2816            | 2,832.04          | 116.51           | 2,912.75           | 0.85%                    | 80.71            | 2.85%          | 56.91                | 1.95%              |
| ILB                                  | 14       | 116.1221            | 1,625.71          | 127.65           | 1,787.10           | 0.52%                    | 161.39           | 9.93%          | 25.58                | 1.43%              |

15.3

## Portfolio valuation

As at 30 Jun 2020

SMA

Net portfolio value \$343,360.65 continued

| Asset  | Quantity  | Avg unit cost<br>\$ | Actual cost<br>\$ | Unit price<br>\$ | Market value<br>\$ | Portfolio weight |                   | Gain/loss<br>\$ | Gain/loss<br>%   | Est income (a)<br>\$ | Est yield (b)<br>% |
|--|-----------|---------------------|-------------------|------------------|--------------------|------------------|-------------------|-----------------|------------------|----------------------|--------------------|
|  |           |                     |                   |                  |                    | \$               | %                 |                 |                  |                      |                    |
| <b>Domestic Fixed Interest</b>   |           |                     |                   |                  |                    |                  |                   |                 |                  |                      |                    |
| QPON   | 97        | 25.7263             | 2,495.45          | 25.85            | 2,507.45           | 0.73%            | 12.00             | 0.48%           | 40.73            | 1.62%                |                    |
| BETASHARES AUSTRALIAN BANK SENIOR<br>FLOATING RATE BOND ETF BETASHARES AUS<br>BANK SENIOR FLOATING RATE BOND ETF |           |                     |                   |                  |                    |                  |                   |                 |                  |                      |                    |
| <b>Totals</b>  |           |                     | <b>6,953.20</b>   |                  | <b>7,207.30</b>    | <b>2.1%</b>      | <b>254.10</b>     | <b>3.65%</b>    | <b>123.22</b>    | <b>1.71%</b>         |                    |
| <b>International Fixed Interest</b>  |           |                     |                   |                  |                    |                  |                   |                 |                  |                      |                    |
| INT0082AU  | 1,547.32  | 0.999               | 1,545.75          | 0.9973           | 1,543.14           | 0.45%            | -2.61             | -0.17%          | 4.46             | 0.29%                |                    |
| MORNINGSTAR INTERNATIONAL BONDS<br>HDGD Z  |           |                     |                   |                  |                    |                  |                   |                 |                  |                      |                    |
| <b>Totals</b>  |           |                     | <b>1,545.75</b>   |                  | <b>1,543.14</b>    | <b>0.45%</b>     | <b>-2.61</b>      | <b>-0.17%</b>   | <b>4.46</b>      | <b>0.29%</b>         |                    |
| <b>Cash &amp; Equivalents</b>  |           |                     |                   |                  |                    |                  |                   |                 |                  |                      |                    |
| +PENDING   | 39.46     | 1.00                | 39.46             | 1.00             | 39.46              | 0.01%            | -                 | -               | -                | -                    |                    |
| AUDCASH  | 14,268.29 | 1.00                | 14,268.29         | 1.00             | 14,268.29          | 4.16%            | -                 | -               | 38.52            | 0.27%                |                    |
| BILL   | 107       | 100.3588            | 10,738.39         | 100.30           | 10,732.10          | 3.13%            | -6.29             | -0.06%          | 102.69           | 0.96%                |                    |
| ISHARES CORE CASH ETF ISHARES CORE<br>CASH ETF   |           |                     |                   |                  |                    |                  |                   |                 |                  |                      |                    |
| <b>Totals</b>  |           |                     | <b>25,046.14</b>  |                  | <b>25,039.85</b>   | <b>7.3%</b>      | <b>-6.29</b>      | <b>-0.03%</b>   | <b>141.21</b>    | <b>0.56%</b>         |                    |
| <b>Portfolio totals</b>  |           |                     |                   |                  |                    |                  |                   |                 |                  |                      |                    |
|  |           |                     | <b>382,286.52</b> |                  | <b>342,365.98</b>  | <b>99.72%</b>    | <b>-39,920.54</b> | <b>-10.44%</b>  | <b>14,455.38</b> | <b>4.22%</b>         |                    |
| Income declared but not paid   |           |                     | 994.67            |                  | 994.67             | 0.29%            |                   |                 |                  |                      |                    |
| <b>Net portfolio totals</b>  |           |                     | <b>383,281.19</b> |                  | <b>343,360.65</b>  | <b>100%</b>      | <b>-39,920.54</b> | <b>-10.44%</b>  | <b>14,455.38</b> | <b>4.21%</b>         |                    |

(a) Estimated income

This estimation is based on historical returns and should not be regarded as an accurate indication of future earnings.

(b) Estimated yield percentage

The estimated yield is the estimated income as a percentage of the market value.

15.4

W COOKE INVESTMENTS PTY LTD  
<W COOKE ENGINEERING S/F A/C>  
36 O'GRADY DRIVE  
PARADISE POINT QLD 4216

# PORTFOLIO REPORT

**AS AT 30 JUN 2020.**

**ACCOUNT**

464135 - W COOKE INVESTMENTS PTY LTD <W COOKE ENGINEERING S/F  
A/C>

**ADVISER**

BSY - Blair Schooley

**TOLL FREE NUMBER**

1300 0 BELLS (1300 0 23557)

**DISCLAIMER**

This statement contains details of what we understand to be your current holdings. It is based on information derived from our records and on information supplied by you which we have assumed to be correct. No independent verification of the accuracy of that information has been undertaken. If you believe that we have misinterpreted this information or that some relevant information may have been overlooked, please let us know. While every effort has been made to provide you with an accurate portfolio statement, we give no warranty of accuracy of reliability and take no responsibility for any errors or omissions including negligence by any of our officers, employees or agents. These figures are historical - not current estimates. We therefore encourage you to compare the information contained in the portfolio statement with your own records. Where AUD figures are given to reflect international currency holdings, a notional exchange rate has been used, resulting figures are therefore indicative only and should not be used for tax purposes.

**BELL POTTER**

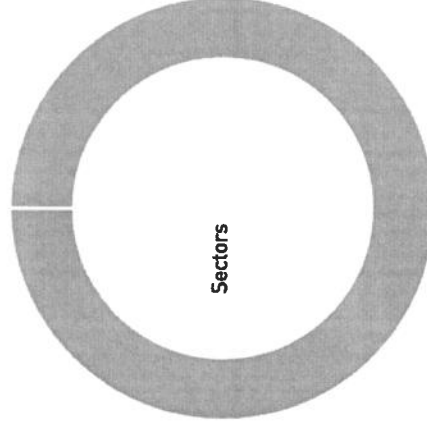

Bell Potter Securities Limited AFSL No. 243480 ABN 25 006 390 772

15-5

## Summary.

■ Domestic Equities - 100.0 %

■ Financials - 100.0 %  
 ■ Consumer Staples - 0.0 %



| Asset Type        | Cost \$          | Market Value \$  | Unrealised +/- \$  | Weight %       | Average Yield % | Est. Income \$  | Est. Total Income \$ |
|-------------------|------------------|------------------|--------------------|----------------|-----------------|-----------------|----------------------|
| Domestic Equities | 441,254          | 320,701          | -120,553.16        | 100.00         | 9.42            | 30,194          | 43,137               |
| <b>Total</b>      | <b>\$441,254</b> | <b>\$320,701</b> | <b>[\$120,553]</b> | <b>100.00%</b> | <b>9.42%</b>    | <b>\$30,194</b> | <b>\$43,137</b>      |

15.6

### Domestic Equities.

| Security Code | Security Description              | Units  | Average Cost \$ | Purchase Value \$ | Closing Price \$ | Market Value \$  | Unrealised +/- \$ | Hist EPS (cents) | Hist DPS (cents) | Yield % PA   | Hist Est. Income \$ | Hist Est. Gross Income \$ | Weight %       |
|---------------|-----------------------------------|--------|-----------------|-------------------|------------------|------------------|-------------------|------------------|------------------|--------------|---------------------|---------------------------|----------------|
| BEN           | Bendigo and Adelaide Bank Limited | 45,749 | 8.34            | 381,352           | 7.010            | 320,700          | -60,652           | 65.0             | 66.0             | 9.42         | 30,194              | 43,137                    | 100.00         |
| PFT           | Pure Foods                        | 1      | 59,901.75       | 59,902            | 0.180            | 0                | -59,902           | -3.8             | 0.0              | 0.00         | 0                   | 0                         | 0.00           |
| <b>Total</b>  |                                   |        |                 | <b>\$441,254</b>  |                  | <b>\$320,701</b> | <b>-\$120,553</b> |                  |                  | <b>9.42%</b> | <b>\$30,194</b>     | <b>\$43,137</b>           | <b>100.00%</b> |

### Portfolio Total.

| Cost \$ | Market Value \$ | Unrealised +/- \$ | Average Yield % | Est. Franked Income \$ | Est. Total Income \$ | Weight % |
|---------|-----------------|-------------------|-----------------|------------------------|----------------------|----------|
| 441,254 | 320,701         | -120,553          | 9.42%           | 30,194                 | 43,137               | 100.00%  |



Divs 35c x 45749 = 16012.15  
 31c x 45749 = 14182.19

\$30194.34

\* Security has been suspended

\*\* Security has been delisted

\*\*\* Security has been suspended and delisted

# Non sponsored holdings

# Partially sponsored holding or unsettled trades

158

W COOKE INVESTMENTS PTY LTD  
<W COOKE ENGINEERING S/F A/C>  
36 O'GRADY DRIVE  
PARADISE POINT QLD 4216

# TRANSACTIONS STATEMENT.

**ACCOUNT**      **ADVISER**      **STATEMENT PERIOD**  
464135      Blair Schooley      01/07/2019 - 30/06/2020

| Date       | Code | Transaction Details | Debt \$ | Credit \$ | Balance \$ |
|------------|------|---------------------|---------|-----------|------------|
| 01/07/2019 |      | OPENING BALANCE     |         | 0.00      | 0.00       |
| 30/06/2020 |      | CLOSING BALANCE     |         | 0.00      | 0.00       |

776/21

16-1



**Automic**  
GPO Box 5193, Sydney, NSW, 2001  
P 1300 288 664 (Within Australia)  
P +61 (0)2 9698 5414 (Outside Australia)  
F +61 (0)2 8583 3040  
E [hello@automic.com.au](mailto:hello@automic.com.au) ABN 27152260814

ex BCL

X0051795172

4216

### PFT Transaction History

PFT Transaction history from: 01-June-2019 to: 01-October-2020

| Date          | Description                            | Amount | Closing Balance |
|---------------|--|--------|-----------------|
| 23-March-2020 | Capital reconstruction - consolidation | -1     | 1               |
| 25-May-2020   | Market movement                        | -1     | 0               |



| CODE  | COMPANY NAME                | MV 30/6 | PAYT             | PAYMENT DATES & DETAIL OF COMPANY CHANGES  |
|-------|-----------------------------|---------|------------------|--|
| BCB   | BOWEN COKING COAL           | \$0.055 |                  |  |
| BCBO  | OPT 4c 10/19                | NLQ     |                  |  |
| BHL   | BOYUAN HOLDINGS             | \$0.08  |                  |  |
| BPH   | BPH ENERGY                  | \$0.023 |                  | SPP @ 0.140056c, max \$30,000 24/10/19. CONSOL 1 for 10 1/4/20   |
| BRN   | BRAINCHIP HOLDINGS          | \$0.081 |                  |  |
| BXB   | BRAMBLES                    | \$10.87 |                  | SPEC DIV 22/10 12c RET OF CAP  |
|       |                             |         | DIV 10-Oct 14.5  | 9-Apr 13.38  |
|       |                             |         | F 4.35           | 4.0136   |
|       |                             |         | CFI 10.15        | 22-Oct 17 (SPEC) 9.365   |
|       |                             |         | DRP SUSP         | SUSP   |
| BVS   | BRAVURA SOLUTIONS           | \$4.50  | U/CFI 27-Sep 4.8 | 27-Mar 5.5   |
|       |                             |         | DRP \$4.39       | \$3.57   |
| BRB   | BREAKER RESOURCES           | \$0.29  |                  |  |
| BRBCA | CTG 20c (PT PD 1c)          | NLQ     |                  | CALL 19c 4/10/19. NOW FULLY PAID 'BRB'   |
| BRG   | BREVILLE GROUP              | \$22.76 |                  | SPP @ \$17.00, max \$30,000 13/5/20  |
|       |                             |         | DIV 27-Sep 18.5  | 18-Mar 20.5  |
|       |                             |         | F 11.1           | 12.3   |
|       |                             |         | DRP SUSP         | SUSP   |
|       |                             |         | F 27-Nov 38      | 5-May 20   |
| BKW   | BRICKWORKS                  | \$15.83 |                  |  |
| BBL   | BRISBANE BRONCOS            | \$0.39  |                  |  |
| BGP   | BRISCOE GROUP AUSTRALASIA   | \$2.99  | W15 8-Oct 7.9518 |  |
| BCK   | BROCKMAN MINING             | \$0.021 |                  |  |
| BPL   | BROKEN HILL PROSPECTING     | \$0.017 |                  | SPP @ 2.5c, max \$30,000 27/9/19.<br>REN SH ISSUE 1 for 1 @ 1.5c + 1 LOYALTY SH (hold 12 mths) / 8 new sh 12/12/19 |
| BPLO  | OPT 8c 11/19                | NLQ     |                  |  |
| BGR   | BRONSON GROUP               | NLQ     |                  | NOW MANDRAKE RESOURCES (MAN) 8/8/19  |
| BEE   | BROO                        | \$0.018 |                  |  |
| BRK   | BROOKSIDE ENERGY            | \$0.005 |                  |  |
| BRKOA | OPT 3c 12/20                | \$0.001 |                  |  |
| BYH   | BRYAH RESOURCES             | \$0.048 |                  |  |
| BYHO  | OPT 30c 10/20               | \$0.001 |                  |  |
| BSA   | BSA                         | \$0.30  | F 4-Nov 0.5      |  |
|       |                             |         | DRP \$0.43       |  |
| BTC   | BTC HEALTH                  | \$0.098 |                  |  |
| BUB   | BUBS AUSTRALIA              | \$0.925 |                  | SPP @ 95c, max \$30,000 5/12/19  |
| BUD   | BUDDY TECHNOLOGIES          | \$0.013 |                  | SPP @ 2c, max \$30,000 10/9/19   |
| BUG   | BUDERIM GROUP               | \$0.22  |                  |  |
| BIQ   | BUILDINGIQ                  | \$0.005 |                  | SPP @ 3.64c, max \$15,000 26/8/19  |
| BNR   | BULLETIN RESOURCES          | \$0.077 |                  |  |
| BCL   | BUNJI CORPORATION           | NLQ     |                  | CONSOL 1 for 10 16/3/20. NOW PURE FOODS TASMANIA (PFT) 5/5/20  |
| BRU   | BURU ENERGY                 | \$0.092 |                  |  |
| BUX   | BUXTON RESOURCES            | \$0.071 |                  |  |
| BMP   | BUYMYPLACE.COM.AU           | NLQ     |                  | NOW ECO SYSTEMS (ESL) 29/11/19   |
| BWP   | BWP TRUST                   | \$3.83  |                  | DIST 23/8 1.56c SPEC   |
|       |                             |         | D/U 23-Aug 10.74 | 21-Feb 9.02  |
|       |                             |         | DRP SUSP         | \$4.04   |
|       |                             |         | F 25-Oct 2.7     | 9-Apr 1.3  |
| BWX   | BWX                         | \$3.51  |                  | NON REN SH ISSUE 1 for 18 @ 27c 25/11/19. SPP @ 13c, max \$30,000 18/5/20  |
| BYE   | BYRON ENERGY                | \$0.14  |                  | REM 3/2/20 AT ASX DISCRETION AS SECURITIES NOT TRADED FOR 3 YEARS  |
| BPG   | BYTE POWER GROUP            | NLQ     |                  |  |
| CDM   | CADENCE CAPITAL             | \$0.605 | F 30-Oct 2       | 13-May 2   |
|       |                             |         | DRP SUSP         | SUSP   |
| CAD   | CAENEUS MINERALS            | \$0.004 |                  |  |
| CADO  | OPT 0.3c 12/20              | \$0.001 |                  |  |
| CAI   | CALIDUS RESOURCES           | \$0.54  |                  | CONSOL 1 for 10 28/11/19   |
| CE1   | CALIMA ENERGY               | \$0.005 |                  | NON REN SH ISSUE 1 for 3 @ 1.8c 4/7/19   |
| CXL   | CALIX                       | \$0.765 |                  | SPP @ 70c, max \$30,000 26/9/19  |
| CTX   | CALTEX AUSTRALIA            | NLQ     |                  | NOW AMPOL (ALD) 19/5/20  |
|       |                             |         | F 4-Oct 32       | 3-Apr 51   |
| CLB   | CANDY CLUB HOLDINGS         | \$0.10  |                  | NON REN SH ISSUE 1 for 3 @ 8c + 1 OPT (CLBO) / new SH 10/7/19  |
| CLBO  | OPT 10c 5/23                | \$0.06  |                  |  |
| CGB   | CANN GLOBAL                 | \$0.005 |                  |  |
| CAN   | CANN GROUP                  | \$0.79  |                  |  |
| CP1   | CANNPAL ANIMAL THERAPEUTICS | \$0.115 |                  |  |
| CAE   | CANNINDAH RESOURCES         | \$0.015 |                  |  |
| CBY   | CANTERBURY RESOURCES        | \$0.13  |                  | SPP @ 20c, max \$30,000 17/12/19   |
| CAY   | CANYON RESOURCES            | \$0.17  |                  | SPP @ 16c, max \$30,000 13/12/19   |
| CFE   | CAPE LAMBERT RESOURCES      | \$0.002 |                  |  |
| CAG   | CAPE RANGE                  | \$0.355 |                  |  |
| CAJ   | CAPITOL HEALTH              | \$0.245 |                  | SPP @ 16c, max \$30,000 9/4/20   |
|       |                             |         | F 23-Oct 0.5     |  |
|       |                             |         | DRP SUSP         |  |
| CAA   | CAPRAL                      | \$0.12  | F 25-Mar 0.5     |  |
|       |                             |         | DRP \$0.0979     |  |
| CRS   | CAPRICE RESOURCES           | \$0.21  |                  |  |
| CMM   | CAPRICORN METALS            | \$1.795 |                  | CONSOL 1 for 5 25/11/19  |
| CAQ   | CAQ HOLDINGS                | \$0.008 |                  |  |

16.2

(/)



SEARCH BY NAME

Q Any AUS or NZ company

Q Any AUS or NZ fund

SEARCH BY CODE

Q Any AUS or NZ company

BROWSE

- Browse Australian listed companies
- 0-9 (/company/browse/0-9) A (/company/browse/A) B (/company/browse/B) C (/company/browse/C) D (/company/browse/D) E (/company/browse/E) F (/company/browse/F) G (/company/browse/G) H (/company/browse/H) I (/company/browse/I) J (/company/browse/J) K (/company/browse/K) L (/company/browse/L) M (/company/browse/M) N (/company/browse/N) O (/company/browse/O) P (/company/browse/P) Q (/company/browse/Q) R (/company/browse/R) S (/company/browse/S) T (/company/browse/T) U (/company/browse/U) V (/company/browse/V) W (/company/browse/W) X (/company/browse/X) Y (/company/browse/Y) Z (/company/browse/Z)

Find any Australian or New Zealand company or fund (dead or alive) by using SEARCH listed on ASX or delisted on PFT site:

InvestoGain AUS (https://www.investogain.com.au) or AUS (https://www.investogain.com.au) or NZ (https://www.investogain.co.nz) or NZ (https://www.investogain.co.nz)

PURE FOODS TASMANIA LIMITED (PFT)

Browse Australian delisted companies archived funds (https://www.delisted.com.au/) or use SEARCH

SHARE PRICES (updated at weekends)

2020 (https://www.investogain.com.au/shareprice/258716826-2020) ALL (https://www.investogain.com.au/shareprice/258616826)

Former (or subsequent) names

| FROM  | TO                    |
|---|-----------------------|
| PURE FOODS TASMANIA LIMITED (https://www.investogain.com.au/company/pure-foods-tasmania-limited/) | 05/05/2020            |
| BUNJI CORPORATION LIMITED (https://www.investogain.com.au/company/bunji-corporation-limited/)     | 22/08/2018 05/05/2020 |
| A.C.N. 112 682 158 LIMITED (https://www.investogain.com.au/company/a.c.n.-112-682-158-limited/)   | 11/05/2018 22/08/2018 |

Shareholder links

Our website ranking (https://www.investogain.com.au/company/websites/) or PFT: (5 out of 5)

**COMPANY WEBSITE:**  
 PFT website (https://purefoodstas.com/)  
 PFT Investor-Relations (https://purefoodstas.com/investors/)  
 PFT annual reports (https://purefoodstas.com/category/reports/)  
 PFT directors (https://purefoodstas.com/about/#board)

REGISTRY:

Automatic Registry Services Level 5 126 Phillip Street Sydney NSW 2000  
 Tel : +61 (2) 8072 1400 or 1300 288 664 (within Australia)  
 Fax :

News & Events Expand this box to read and print

|   |            |
|---|------------|
| name changed from Bunji Corporation Limited | 05/05/2020 |
|---|------------|

ASX Announcements (courtesy of ASX)

**Your comments**

Most recent comments

Go here to initiate crystallising capital losses: https://www.delisted.com.au/sell-worthless-and-other-securities

19/05/2020 06:58:56

How do I get rid of the one share I own so as to use the tax losses for this financial year? It has gone from Cockatoo Coal to Pure Foods Tasmania. 18/05/2020 14:24:31

Directors & Executives (current)

| NAME   | TITLE             | DATE OF APPT* |
|--|-------------------|---------------|
| Malcolm McAulley (https://www.google.com.au/search?q=Malcolm+McAulley) | Non Exec Chairman | 28/04/2020    |
| Michael Cooper (https://www.google.com.au/search?q=Michael+Cooper)     | Managing Director | 28/04/2020    |

Click here for the last 20 transactions all companies (https://www.investogain.com.au/directors-transactions/)

Directors' on-market share transactions (last 5)

| DATE       | DIRECTOR       | NUMBER  | PRICE   | AMOUNT    |
|------------|----------------|---------|---------|-----------|
| 25/09/2020 | Michael Cooper | 20,000  | \$1.030 | \$20,600  |
| 23/09/2020 | Michael Cooper | 50,000  | \$0.939 | \$46,965  |
| 22/09/2020 | Michael Cooper | 22,736  | \$0.868 | \$20,194  |
| 17/09/2020 | Michael Cooper | 216,600 | \$0.667 | \$144,418 |
| 29/06/2020 | Michael Cooper | 12      | \$0.170 | \$2       |

Listed on ASX

(https://au.ofx.com/registration?pid=1806)

16.3

### Start Your Real Estate Career

Considering A Career Change? Think About Real Estate With REIQ!  
Register With Us Today

ISIN: AU0000086530

**Address:** Level 2, 179 Murray Street Hobart TAS 7000  
**Tel:** (03) 6235 5143 **Fax:** +61 2 3640 4799

**Date first listed:** 19/12/2005  
**Company Secretary:** Justin Hill  
**Sector:** Energy **Industry Group:** XEJ  
**Activities:** Operation of a premium food business in Tasmania

| Daniel Gall (https://www.google.com.au/search?q=Daniel+Gall)  | CFO                            | 01/12/2016            |
|---|--------------------------------|-----------------------|
| <p>★ <b>Key Executives</b> (https://www.investorgain.com.au/contacts) <b>Man Exec</b> 28/04/2020</p> <p>★ <b>Date of first appointment, title may have changed.</b></p> |                                |                       |
| Directors & Executives (former)   |                                |                       |
| NAME  | TITLE                          | DATE OF APPOINTMENT ★ |
| Peter Richards (https://www.google.com.au/search?q=Peter+Richards)  | Chairman, Independent Director | 15/01/2014            |
| Andrew Lawson (https://www.google.com.au/search?q=Andrew+Lawson)  | Managing Director              | 19/12/2011            |
| Ernest Yeatse   | Independent                    | 28/04/2020            |
| ★ <b>Date of first appointment, title may have changed.</b>   |                                |                       |

#### Company Updates

**Post your comments here** (https://www.investorgain.com.au/us/terms-of-use/) before posting comments.

Please read our **Terms** (https://www.investorgain.com.au/us/terms-of-use/) before posting comments.

You can post a comment here about this company.

**B I U**

I'm not a robot



Please click in the "I'm not a robot" box and enter the word/figures you see in the image that then appears.

Post comments

Contact Us (about-us/contact-us) | Financial Services Guide (financial-services-guide/)

This website is owned and operated by InvestoGain Pty Limited.  
ABN 88 129 443 447 | AFSL 334036

Information provided is of a general nature and not for trading or advice.  
Copyright © 2002-2020 InvestoGain Pty Limited. All rights reserved.

16.4

17-1

# Share Certificate

778/1

## Paradise Point Financial Services Limited

ABN 33 095 686 936

Incorporated under the Corporations Act 2001

CERTIFICATE NUMBER: 00000504

NUMBER OF SHARES: \*\*5,000\*\*


Replacement for Certificate number 343

This Replacement Certificate is to certify that W COOKE INVESTMENTS PTY LTD <THE W COOKE ENGINEERING PTY LTD SUPERANNUATION FUND A/C> (Holder Number C0000000309) of 36 O'GRADY DRIVE, PARADISE POINT, QUEENSLAND 4216 is the registered holder of FIVE THOUSAND (5,000) ordinary shares each fully paid, subject to the constitution of the Company.


Dated: 29 March 2019

Executed By:

Paradise Point Financial Services Limited



Director



Secretary or Director

This certificate must be surrendered to the Company on transfer of any of the above shares.

77811

172

### Trade History

Most recent share trades for Paradise Point Financial Services Limited

| Date       | Parcel | Price (Per Shar |
|------------|--------|-----------------|
| 22/09/2020 | 1000   | \$ 2.50         |
| 28/01/2020 | 500    | \$ 2.50         |
| 28/01/2020 | 500    | \$ 2.50         |
| 28/02/2019 | 5000   | \$ 1.50         |
| 06/04/2018 | 2500   | \$ 1.45         |
| 06/04/2018 | 500    | \$ 1.45         |
| 06/04/2018 | 500    | \$ 1.45         |

Show More

$$5000 \times \$2.50 = \underline{\underline{\$12500}}$$

18.1



782

W Cooke Investments Pty Ltd ATF W Cooke Engineering  
Pty Ltd Super Fund  
36 O'Grady Dr  
PARADISE POINT QLD 4216

Account Number 84060



Biller Code: 252643  
Ref: 840603

### Holdings Summary

As at 30 June 2020

This report is not a Periodic Statement for the purposes of the Corporations Act 2001.

| Fund Name                        | Class | Units Held | Withdrawal Price (\$/unit) <sup>1</sup> | Investment Value (\$) |
|----------------------------------|-------|------------|---|-----------------------|
| Platinum International Fund      | C     | 55,209.14  | 1.7585                                  | 97,085.27             |
| Platinum Asia Fund               | C     | 44,271.00  | 2.5837                                  | 114,382.98            |
| <b>Total Value of Investment</b> |       |            |   | <b>211,468.26</b>     |

<sup>1</sup> Close of business New York price.

### Transaction Summary

From 1 April 2020 to 30 June 2020

|  | Effective Date | Amount (\$) | Price (\$/unit) | Units     |
|--|----------------|-------------|-----------------|-----------|
| <b>Platinum International Fund - C Class Units</b> |                |             |                 |           |
| Opening Balance                                    |                |             |                 | 52,689.25 |
| Distribution Reinvested                            | 30 Jun 20      | 4,440.29    | 1.7621          | 2,519.89  |
| Closing Balance                                    |                |             |                 | 55,209.14 |
| <b>Platinum Asia Fund - C Class Units</b>          |                |             |                 |           |
| Opening Balance                                    |                |             |                 | 40,394.72 |
| Distribution Reinvested                            | 30 Jun 20      | 10,035.30   | 2.5889          | 3,876.28  |
| Closing Balance                                    |                |             |                 | 44,271.00 |

Samuel Young  
SIG Financial Services



| Investor, Fund and Benchmark Performance <sup>1</sup>             | Period to 30 June 2020 |                   |   |
|---|------------------------|-------------------|---|
|   | Quarter <sup>2</sup>   | Year <sup>3</sup> | Since Inception <sup>3</sup><br>per annum |
| W Cooke Investments Pty Ltd ATF W Cooke Engineering Pty Ltd S - C | 1.1%                   | -4.1%             | -1.2%                                     |
| Platinum International Fund                                       | 1.1%                   | -4.1%             | -1.2%                                     |
| MSCI <sup>4</sup> All Country World Net Index in A\$              | 6.0%                   | 4.1%              | 7.6%                                      |
| W Cooke Investments Pty Ltd ATF W Cooke Engineering Pty Ltd S - C | 7.7%                   | 14.6%             | 5.4%                                      |
| Platinum Asia Fund  | 7.7%                   | 14.6%             | 5.5%                                      |
| MSCI <sup>4</sup> All Country Asia ex Japan Net Index in A\$      | 3.8%                   | 3.6%              | 3.6%                                      |

<sup>1</sup> Performance is calculated using the Fund's unit price for the last day of the period, after fees and costs and before tax. Any difference in performance between a Fund and an investment is due to cash flow effects of any transactions (eg. applications) during the period. Fund performance assumes reinvestment of distributions. Investor performance reflects distribution preference.

<sup>2</sup> An investment not held for the full period displays the actual return over the shortened interval. The Fund and Benchmark comparatives are for the full period.

<sup>3</sup> An investment must be open for at least 1 year to have both yearly and since inception returns displayed, otherwise 'n/a' is displayed. Fund and Benchmark yearly comparatives are for the full year. Since inception comparatives match the term of the investment.

<sup>4</sup> MSCI means Morgan Stanley Capital International. Various MSCI indices are recognised international equity benchmarks. Net MSCI indices have been used where available. Where unavailable, gross MSCI indices have been used.

The Platinum Trust Product Disclosure Statement No. 12 ("PDS") is the current offer document for your investment. Platinum Investment Management Limited ABN 25 063 563 006 AFSE 221935 trading as Platinum Asset Management ("Platinum") is the issuer of units in the Platinum Trust Funds ("Funds"). You should consider the PDS in deciding whether to acquire, or continue to hold, units in the Funds. You can obtain a copy from Platinum's website, [www.platinum.com.au](http://www.platinum.com.au), or by contacting Investor Services on 1300 726 700 (within Australia), 0800 700 726 (within New Zealand) or 02 9255 7500, or via [invest@platinum.com.au](mailto:invest@platinum.com.au).

**DISCLAIMER:** This summary report has been prepared by Platinum for investor reporting purposes. To the extent permitted by law, no liability is accepted for any loss or damage as a result of reliance on this information. Platinum does not guarantee the repayment of capital, payment of income or the Fund's performance.

Platinum is a member of the Platinum Group of companies.

782

183



W Cooke Investments Pty Ltd ATF W Cooke Engineering Pty Ltd  
Super Fund  
36 O'Grady Dr  
PARADISE POINT QLD 4216

Account Number 84060



**Bill Code:** 252643  
**Ref:** 840603

### Annual Fee Statement

From 1 July 2019 to 30 June 2020

| Fund   | Effective Date | Units     | Price  | Amount (\$) |
|--|----------------|-----------|--------|-------------|
| <b>Platinum International Fund - C Class Units</b> |                |           |        |             |
| Opening Balance                                    |                | 52,689.25 | 1.9525 | 102,875.76  |
| Distribution Reinvested                            | 30 Jun 20      | 2,519.89  | 1.7621 | 4,440.29    |
| Closing Balance and End of Period Market Value     |                | 55,209.14 | 1.7585 | 97,085.27   |
| <b>Platinum Asia Fund - C Class Units</b>          |                |           |        |             |
| Opening Balance                                    |                | 40,394.72 | 2.5067 | 101,257.44  |
| Distribution Reinvested                            | 30 Jun 20      | 3,876.28  | 2.5889 | 10,035.30   |
| Closing Balance and End of Period Market Value     |                | 44,271.00 | 2.5837 | 114,382.98  |

**DISCLAIMER:** The statement has been prepared by Platinum for investor reporting purposes in accordance with the prescribed requirements of the Corporations Act 2001 and the Corporations Regulations 2001 (as amended). Please do not use this statement to complete your tax return. The Attribution Managed Investment Trust (AMIT) Member Annual Statement (AMMA Statement), and accompanying guidance for Australian resident individuals, sent to you in July, should be referred to when completing your tax return. To the maximum extent permitted by law, no liability is accepted by Platinum or any of its directors, officers or employees, for any loss or damage arising as a result or in connection with any reliance on this information. Past performance is not a reliable indicator of future results. Platinum does not guarantee the repayment of capital, the payment of income or any Fund's performance.

Samuel Young  
SIG Financial Services

18.4

Investor, Fund and Benchmark Performance <sup>1</sup>

From 1 July 2019 to 30 June 2020

|  | Annual <sup>2</sup> |
|--|---------------------|
| W Cooke Investments Pty Ltd ATF W Cooke Engineering Pty Ltd Super Fund - C | -4.1%               |
| Platinum International Fund  | -4.1%               |
| MSCI <sup>3</sup> All Country World Net Index in A\$                       | 4.1%                |
| W Cooke Investments Pty Ltd ATF W Cooke Engineering Pty Ltd Super Fund - C | 14.6%               |
| Platinum Asia Fund   | 14.6%               |
| MSCI <sup>3</sup> All Country Asia ex Japan Net Index in A\$               | 3.6%                |

<sup>1</sup> Performance is calculated using the Fund's unit price for the last day of the period, after fees and costs and before tax. Any difference in performance between a Fund and an investment is due to cash flow effects of any transactions (eg, applications) during the period. Fund performance assumes reinvestment of distributions. Investor performance reflects distribution preference.

<sup>2</sup> An investment must be open for at least 1 year to have an annual return displayed, otherwise 'n/a' is displayed. Fund and benchmark annual comparatives are for the full year.

<sup>3</sup> MSCI means Morgan Stanley Capital International. Various MSCI indices are recognised international equity benchmarks.

The Platinum Trust Product Disclosure Statement No. 12 ("PDS") is the current offer document for your investment. Platinum Investment Management Limited ABN 25 063 565 006 AFSL 221935 trading as Platinum Asset Management ("Platinum") is the issuer of units in the Platinum Trust Funds ("Funds"). You should consider the PDS in deciding whether to acquire, or continue to hold, units in the Funds. You can obtain a copy from Platinum's website, [www.platinum.com.au](http://www.platinum.com.au), or by contacting Investor Services on 1300 726 700 (within Australia), 0800 700 726 (within New Zealand) or 02 9255 7500, or via [invest@platinum.com.au](mailto:invest@platinum.com.au).

**THE W COOKE ENGINEERING PTY LTD SUPERANNUATION FUND  
INTERNAL TRANSFER REPORT AT 1 JULY 2019**

**Member Details**

Member Name           Cooke, Wayne Robert  
Date of Transfer       01/07/2019

| Transfer In | 515               | Preserved | Res Non Pres | Unres Non Pres | Total        |
|-------------|-------------------|-----------|--------------|----------------|--------------|
| Tax Free    |                   |           |              | 280,017.44     |              |
| Taxable     | - taxed element   |           |              | 1,179,904.26   |              |
|             | - untaxed element |           |              |                | 1,459,921.70 |

| Transfer Out | 501               | Preserved | Res Non Pres | Unres Non Pres | Total        |
|--------------|-------------------|-----------|--------------|----------------|--------------|
| Tax Free     |                   |           |              | 261,204.69     |              |
| Taxable      | - taxed element   |           |              | 1,010,299.09   |              |
|              | - untaxed element |           |              |                | 1,271,503.78 |

| Transfer Out | 504               | Preserved | Res Non Pres | Unres Non Pres | Total     |
|--------------|-------------------|-----------|--------------|----------------|-----------|
| Tax Free     |                   |           |              | 7,210.72       |           |
| Taxable      | - taxed element   |           |              | 75,349.66      |           |
|              | - untaxed element |           |              |                | 82,560.38 |

| Transfer Out | 505               | Preserved | Res Non Pres | Unres Non Pres | Total      |
|--------------|-------------------|-----------|--------------|----------------|------------|
| Tax Free     |                   |           |              | 11,602.03      |            |
| Taxable      | - taxed element   |           |              | 94,255.51      |            |
|              | - untaxed element |           |              |                | 105,857.54 |

**Journal Entry**

| Account Description                 | Account | Debit      | Credit       |
|-------------------------------------|---------|------------|--------------|
| Unrestricted Non Preserved Tax Free | 515/164 |            | 280,017.44   |
| Unrestricted Non Preserved Taxable  | 515/163 |            | 1,179,904.26 |
| Unres Non Pres - Tax Free           | 501/174 | 261,204.69 |              |
|                                     |         |            | -1-          |

**THE W COOKE ENGINEERING PTY LTD SUPERANNUATION FUND  
INTERNAL TRANSFER REPORT AT 1 JULY 2019**

|                           |         |              |
|---------------------------|---------|--------------|
| Unres Non Pres - Taxable  | 501/173 | 1,010,299.09 |
| Unres Non Pres - Tax Free | 504/174 | 7,210.72     |
| Unres Non Pres - Taxable  | 504/173 | 75,349.66    |
| Unres Non Pres - Tax Free | 505/174 | 11,602.03    |
| Unres Non Pres - Taxable  | 505/173 | 94,255.51    |

**THE W COOKE ENGINEERING PTY LTD SUPERANNUATION FUND**

**Trial Balance at 30/09/2019**

Printed: Wednesday 16 October, 2019 @ 09:44:58

| Account    | Account Name   | Units | Debits<br>\$ | Credits<br>\$ |
|------------|--|-------|--------------|---------------|
| <b>235</b> | <b>Capital Gains/(Losses) - Taxable</b>                              |       |              |               |
| 235/003    | 1 Marine Court Jacobs Well (Vacant Land)                             |       |              |               |
| 235/004    | Metcash Limited  |       |              |               |
| 235/016    | Bendigo and Adelaide Bank Limited - Ordinary Fully Paid              |       |              |               |
| 235/026    | Bluescope Steel Limited - Ordinary Fully Paid                        |       |              |               |
| 235/030    | Fortescue Metals Group Ltd - Ordinary Fully Paid                     |       |              |               |
| 235/036    | Pengana International Equities (ex Hunter Hall Global Value Limited) |       |              |               |
| 235/037    | NAOS Small Cap Opportunities Comp (ex Contango Microcap Ltd)         |       |              |               |
| 235/044    | Pengana International Equities Limited - Option Expiring 10-May-2019 |       |              |               |
| <b>236</b> | <b>Capital Gains/(Losses) - Non Taxable</b>                          |       |              |               |
| 236/003    | 1 Marine Court Jacobs Well (Vacant Land)                             |       |              |               |
| 236/004    | Metcash Limited  |       |              |               |
| 236/016    | Bendigo and Adelaide Bank Limited - Ordinary Fully Paid              |       |              |               |
| 236/026    | Bluescope Steel Limited - Ordinary Fully Paid                        |       |              |               |
| 236/030    | Fortescue Metals Group Ltd - Ordinary Fully Paid                     |       |              |               |
| 236/036    | Pengana International Equities (ex Hunter Hall Global Value Limited) |       |              |               |
| <b>238</b> | <b>Distributions Received</b>  |       |              |               |
| 238/002    | Infocus Portfolio  |       |              | 4,211.36      |
| 238/003    | Platinum International Fund  |       |              |               |
| 238/004    | Platinum Asia Fund   |       |              |               |
| <b>239</b> | <b>Dividends Received</b>  |       |              |               |
| 239/001    | Metcash Limited  |       |              |               |
| 239/006    | Bendigo and Adelaide Bank Limited - Ordinary Fully Paid              |       |              | 16,012.15     |
| 239/011    | Paradise Point Financial Services Limited (Bendigo Bank)             |       |              |               |
| 239/018    | Bluescope Steel Limited - Ordinary Fully Paid                        |       |              |               |
| 239/022    | Fortescue Metals Group Ltd - Ordinary Fully Paid                     |       |              |               |
| 239/029    | Pengana International Equities (ex Hunter Hall Global Value Limited) |       |              |               |
| 239/030    | NAOS Small Cap Opportunities Comp (ex Contango Microcap Ltd)         |       |              |               |
| <b>242</b> | <b>Employer Contributions - Concessional</b>                         |       |              |               |
| 242/012    | Cooke, Lynette Desley  |       |              |               |
| 242/015    | Cooke, Wayne Robert  |       |              | 6,240.00      |
| <b>250</b> | <b>Interest Received</b>   |       |              |               |
| 250/006    | Cash at Bank - Bendigo Bank Ltd - 117034132                          |       |              | 28.19         |
| 250/010    | Cash at Bank - ANZ Etrade 2486-51878                                 |       |              |               |



**THE W COOKE ENGINEERING PTY LTD SUPERANNUATION FUND**

**Trial Balance at 30/09/2019**

Printed: Wednesday 16 October, 2019 @ 09:44:58

| Account    | Account Name   | Units | Debits<br>\$ | Credits<br>\$ |
|------------|--|-------|--------------|---------------|
| 250/012    | Cash at Bank - Bendigo 633-000<br>162904155                              |       |              |               |
| 250/013    | Term Deposit - La Trobe  |       |              | 2,145.97      |
| <b>261</b> | <b>Member/Personal Contributions -<br/>Non Concessional (Undeducted)</b> |       |              |               |
| 261/015    | Cooke, Wayne Robert  |       |              |               |
| 301        | Accountancy Fees   |       |              |               |
| 304        | ATO Supervisory Levy   |       |              |               |
| 307        | Auditor's Remuneration   |       |              |               |
| 315        | Bank Charges   |       | 1.75         |               |
| 330        | Decrease in Market Value of<br>Investments                               |       |              |               |
| <b>375</b> | <b>Investment Expenses</b>   |       |              |               |
| 375/099    | Infocus Portfolio  |       | 1,099.98     |               |
| 381        | Filing Fees - ASIC   |       |              |               |
| 382        | Fines  |       |              |               |
| <b>413</b> | <b>Pensions Paid - Unrestricted Non<br/>Preserved - Tax Free</b>         |       |              |               |
| 413/001    | Cooke, Wayne Robert  |       |              |               |
| 413/004    | Cooke, Wayne Robert  |       |              |               |
| 413/005    | Cooke, Wayne Robert  |       |              |               |
| 413/013    | Cooke, Lynette Desley  |       |              |               |
| <b>416</b> | <b>Pensions Paid - Unrestricted Non<br/>Preserved - Taxable</b>          |       |              |               |
| 416/001    | Cooke, Wayne Robert  |       |              |               |
| 416/004    | Cooke, Wayne Robert  |       |              |               |
| 416/005    | Cooke, Wayne Robert  |       |              |               |
| 416/009    | Cooke, Wayne Robert  |       |              |               |
| 416/011    | Cooke, Wayne Robert  |       |              |               |
| 416/013    | Cooke, Lynette Desley  |       |              |               |
| <b>462</b> | <b>Transfers Out - Unrestricted Non<br/>Preserved/Taxable</b>            |       |              |               |
| 462/014    | Cooke, Lynette Desley  |       |              |               |
| <b>463</b> | <b>Transfers Out - Unrestricted Non<br/>Preserved/Tax Free</b>           |       |              |               |
| 463/014    | Cooke, Lynette Desley  |       |              |               |
| 485        | Income Tax Expense   |       |              |               |
| 490        | Profit/Loss Allocation Account   |       |              |               |
| 492        | Member Payment Clearing Account  |       |              |               |
| <b>496</b> | <b>Benefits Paid - Unrestricted Non<br/>Preserved/Taxable</b>            |       |              |               |
| 496/015    | Cooke, Wayne Robert  |       |              |               |
| 500        | Profit/(Loss) carried forward  |       | 63,143.94    |               |
| <b>501</b> | <b>Cooke, Wayne Robert (Account<br/>Based Pension 1)</b>                 |       |              |               |
| 501/003    | Opening Balance - Unrestricted Non<br>Preserved/Taxable                  |       |              | 1,013,250.26  |
| 501/004    | Opening Balance - Unrestricted Non<br>Preserved/Tax Free                 |       |              | 261,967.55    |
| 501/034    | Share of Profit/(Loss) - Unrestricted<br>Non Preserved/Tax Free          |       |              | 2,394.73      |
| 501/035    | Share of Profit/(Loss) - Unrestricted<br>Non Preserved/Taxable           |       |              | 9,264.12      |
| <b>504</b> | <b>Cooke, Wayne Robert (Account</b>                                      |       |              |               |

2/8/46  
Age @ 1/7/19  
= 72

**THE W COOKE ENGINEERING PTY LTD SUPERANNUATION FUND**

**Trial Balance at 30/09/2019**

Printed: Wednesday 16 October, 2019 @ 09:44:58

| Account    | Account Name   | Units | Debits<br>\$ | Credits<br>\$ |
|------------|--|-------|--------------|---------------|
|            | <b>Based Pension 2)</b>                                      |       |              |               |
| 504/003    | Opening Balance - Unrestricted Non Preserved/Taxable         |       |              | 79,487.98     |
| 504/004    | Opening Balance - Unrestricted Non Preserved/Tax Free        |       |              | 7,606.56      |
| 504/034    | Share of Profit/(Loss) - Unrestricted Non Preserved/Tax Free |       |              | 69.51         |
| 504/035    | Share of Profit/(Loss) - Unrestricted Non Preserved/Taxable  |       |              | 726.76        |
| <b>505</b> | <b>Cooke, Wayne Robert (Account Based Pension 3)</b>         |       |              |               |
| 505/003    | Opening Balance - Unrestricted Non Preserved/Taxable         |       |              | 94,610.59     |
| 505/004    | Opening Balance - Unrestricted Non Preserved/Tax Free        |       |              | 11,645.74     |
| 505/034    | Share of Profit/(Loss) - Unrestricted Non Preserved/Tax Free |       |              | 106.47        |
| 505/035    | Share of Profit/(Loss) - Unrestricted Non Preserved/Taxable  |       |              | 864.99        |
| <b>509</b> | <b>Cooke, Wayne Robert (Account Based Pension 5)</b>         |       |              |               |
| 509/003    | Opening Balance - Unrestricted Non Preserved/Taxable         |       |              | 5,120.49      |
| 509/035    | Share of Profit/(Loss) - Unrestricted Non Preserved/Taxable  |       |              | 46.81         |
| <b>511</b> | <b>Cooke, Wayne Robert (Account Based Pension 6)</b>         |       |              |               |
| 511/003    | Opening Balance - Unrestricted Non Preserved/Taxable         |       |              | 2,053.09      |
| 511/035    | Share of Profit/(Loss) - Unrestricted Non Preserved/Taxable  |       |              | 18.77         |
| <b>515</b> | <b>Cooke, Wayne Robert (Accumulation)</b>                    |       |              |               |
| 515/003    | Opening Balance - Unrestricted Non Preserved/Taxable         |       |              | 16,737.41     |
| 515/004    | Opening Balance - Unrestricted Non Preserved/Tax Free        |       |              | 4,120.00      |
| 515/013    | Employer Contributions - Non Preserved                       |       |              | 16,640.00     |
| 515/031    | Share of Profit/(Loss) - Preserved/Taxable                   |       |              | 0.02          |
| 515/035    | Share of Profit/(Loss) - Unrestricted Non Preserved/Taxable  |       |              | 252.58        |
| 515/061    | Contributions Tax - Unrestricted Non Preserved               |       | 2,496.00     |               |
| 515/063    | Income Tax - Unrestricted Non Preserved/Taxable              |       | 7,373.25     |               |
| 611        | Cash at Bank - Bendigo 633-000 162904155                     |       | 29,669.83    |               |
| <b>618</b> | <b>Distributions Receivable</b>                              |       |              |               |
| 618/002    | Infocus Portfolio  |       | 1,676.43     |               |
| 625        | Dividend Reinvestment - Residual Account                     |       | 4.29         |               |
| <b>724</b> | <b>Fixed Interest Securities (Australian)</b>                |       |              |               |
| 724/003    | Term Deposit - La Trobe                                      |       | 149,874.07   |               |
| 724/004    | Term Deposit - Bendigo                                       |       | 200,000.00   |               |

**THE W COOKE ENGINEERING PTY LTD SUPERANNUATION FUND**

**Trial Balance at 30/09/2019**

Printed: Wednesday 16 October, 2019 @ 09:44:58

| Account    | Account Name  | Units       | Debits<br>\$        | Credits<br>\$       |
|------------|---|-------------|---------------------|---------------------|
| <b>747</b> | <b>Managed Investments (Australian)</b>                               |             |                     |                     |
| 747/001    | Infocus Portfolio   | 1.0000      | 378,644.22          |                     |
| <b>776</b> | <b>Shares in Listed Companies (Australian)</b>                        |             |                     |                     |
| 776/009    | Bendigo and Adelaide Bank Limited - Ordinary Fully Paid               | 45,749.0000 | 495,919.16          |                     |
| 776/021    | Baralaba Coal Company (ex Cockatoo Coal Limited - Ordinary Fully Paid | 76.0000     | 19.76               |                     |
| 776/027    | Cudeco Limited - Ordinary Fully Paid                                  | 30,000.0000 | 7,050.00            |                     |
| 776/032    | Baralaba Coal Ltd (Rights 27-06-17)                                   | 152.0000    | 0.76                |                     |
| <b>778</b> | <b>Shares in Unlisted Companies (Australian)</b>                      |             |                     |                     |
| 778/001    | Paradise Point Financial Services Limited (Bendigo Bank)              | 5,000.0000  | 7,250.00            |                     |
| <b>782</b> | <b>Units in Listed Unit Trusts (Australian)</b>                       |             |                     |                     |
| 782/002    | Platinum International Fund   | 48,709.2100 | 99,663.91           |                     |
| 782/003    | Platinum Asia Fund  | 38,358.3800 | 99,509.31           |                     |
| <b>850</b> | <b>Income Tax Payable</b>   |             |                     |                     |
| 850/001    | Income Tax Payable  |             |                     | 9,869.25            |
| 850/002    | Imputed Credits   |             | 14,174.70           |                     |
| 997        | Inter account transfers   |             |                     | 2,080.00            |
| 998        | Data Upload Clearing Account  |             |                     | 0.01                |
| 999        | SUSPENSE  |             | 10,000.00           |                     |
|            |   |             | <u>1,567,571.36</u> | <u>1,567,571.36</u> |

**Current Year Profit/(Loss): \$27,535.94**



## Transfer balance

**i** Most transactions are reported to us by your super providers. There are some events you need to report to us, including any loss of super from fraud or dishonesty, bankruptcy payments and family law payment splits. You also need to report personal injury super contributions made prior to 1 July 2007. To report these to us, use the [Transfer balance account event form](#).

### Transactions

| Effective date | Received date | Description                  | Amount            | Balance           |   |
|----------------|---------------|------------------------------|-------------------|-------------------|---|
| 01/07/2017     | 09/05/2018    | Superannuation income stream | \$30,527.92 CR    | \$1,548,169.47 CR | ∨ |
| 01/07/2017     | 09/05/2018    | Superannuation income stream | \$5,308.36 CR     | \$1,517,641.55 CR | ∨ |
| 01/07/2017     | 09/05/2018    | Superannuation income stream | \$109,444.53 CR   | \$1,512,333.19 CR | ∨ |
| 01/07/2017     | 09/05/2018    | Superannuation income stream | \$89,699.81 CR    | \$1,402,888.66 CR | ∨ |
| 01/07/2017     | 09/05/2018    | Superannuation income stream | \$1,313,188.85 CR | \$1,313,188.85 CR | ∨ |