

From First to Last by Account
Options: Not summarised, Excluding NIL Balances
From 01/07/2021 To 30/06/2022

Client Code: COM502

Last Year	Account	Description	Debit	Credit
	197	Managed fund distributions		
(16661.63)	19750	Netwealth managed portfolio		16008.39
-	198	Dividends received		333.10
	199	Interest received		
(50.71)	19901	Macquarie CMT		13.26
(113.03)	19902	Netwealth managed portfolio		202.55
	204	Movement in Net Market Values		
(131199.33)	20404	Managed funds	45167.57	
85173.04	20434	Managed funds	7106.15	
3322.00	301	Administration Costs	2628.50	
12.50	309	Bank charges	-	
1268.09	344	Adviser fees	2321.87	
532.00	364	Filing fees	535.00	
	550	SUPERANNUATION FUND		
(57717.07)	55002	Profit Earned This Year	-	
57717.07	55003	Distribution to Members		41201.79
	551	ROBERT CAMERON		
(229406.40)	55101	Balance at beginning of year		213470.19
(35990.28)	55102	Allocated earnings	23536.23	
(13.51)	55105	Income tax expense on earnings		1049.25
51940.00	55115	Benefits paid during year	51720.00	
	552	MARILYN SWEET		
(138489.66)	55201	Balance at Beginning of Year		160224.60
(21726.79)	55202	Allocated earnings	17665.56	
(8.15)	55205	Income tax expense on earnings		787.54
30357.90	680	Cash at bank	6509.32	
15707.07	681	Netwealth portfolio account	14036.18	
	789	Interest bearing securities		
-	78910	ANZ capital notes - 20/03/2026	10338.00	
9646.52	78940	Pendal fixed interest fund	-	
17636.24	78945	Pimco aust bond fund	10067.53	
14476.67	78950	Perpetual pure alpha credit fund	14545.40	
13269.41	78955	Principal global credit opportunities fund	11766.08	
	790	Property securities		
66588.13	79002	APN property for income fund	30849.48	
32168.03	79060	Zurich property securities fund	28013.90	
-	79080	Vanguard property securities fund	23788.12	
	795	Large Cap domestic equities		
29822.04	79510	Bennelong aust equity fund	20611.29	
27019.79	79512	MBA aust share fund	25398.72	
37208.35	79550	Perpetual concentrated equity fund	23653.82	

From First to Last by Account
Options: Not summarised, Excluding NIL Balances

Client Code: COM502

From 01/07/2021 To 30/06/2022

Last Year	Account	Description	Debit	Credit
28608.88	79560	Platypus aust equity fund	19136.86	
	796	International equities		
9654.41	79610	Arrowstreet global equity fund (hedged)	8275.59	
31036.06	79640	Magellan high conviction fund	12154.84	
-	79660	T Rowe Price global equity fund	12860.99	
10473.63	79670	Walter Scott global equity fund (hedged)	8766.88	
21.66	904	Provision for income tax	1836.79	
	999	Jobstream Selection Account		
22.00	99901	Jobstream Selection Account	22.00	
(22.00)	99999	Clearing balance		22.00
<u>(57717.07)</u>		Total	<u>433312.67</u>	<u>433312.67</u>

NET LOSS THIS YEAR 41201.79
NET PROFIT LAST YEAR 57717.07

No. of Accounts: 40
No. of Entries: 80

Client Code: COM502 From First to Last by Account
From 01/07/2021 To 30/06/2022

Date	Type	Gp	Ref.	Debit	Credit	Balance
197	Managed fund distributions					
19750	Netwealth managed portfolio					
LY Closing Balance						(16661.63)
30/06/2022	Jnl		2		16008.39	(16008.39)
						netwealth cash receipts & pmts for the year
Closing Balance				0.00	16008.39	(16008.39)
198	Dividends received					
LY Closing Balance						0.00
30/06/2022	Jnl		2		333.10	(333.10)
						netwealth cash receipts & pmts for the year
Closing Balance				0.00	333.10	(333.10)
199	Interest received					
19901	Macquarie CMT					
LY Closing Balance						(50.71)
30/06/2022	Jnl		1		13.26	(13.26)
						mbl cash receipts & pmts for the year
Closing Balance				0.00	13.26	(13.26)
19902	Netwealth managed portfolio					
LY Closing Balance						(113.03)
30/06/2022	Jnl		2		0.69	(0.69)
						netwealth cash receipts & pmts for the year
30/06/2022	Jnl		2		201.86	(202.55)
						netwealth cash receipts & pmts for the year
Closing Balance				0.00	202.55	(202.55)
204	Movement in Net Market Values					
20404	Managed funds					
LY Closing Balance						(131199.33)
30/06/2022	Jnl		4	45167.57		45167.57
						revaluation of investments to market value at year end
Closing Balance				45167.57	0.00	45167.57

Client Code: COM502 From First to Last by Account
From 01/07/2021 To 30/06/2022

Date	Type	Gp	Ref.	Debit	Credit	Balance
20434						
						Managed funds
						LY Closing Balance
						85173.04
30/06/2022	Jnl		3	7106.15		7106.15
						profit on disposal of investments during the year
				7106.15	0.00	7106.15
						Closing Balance
301						
						Administration Costs
						LY Closing Balance
						3322.00
30/06/2022	Jnl		1	363.00		363.00
						mbl cash receipts & pmts for the year
30/06/2022	Jnl		1	2970.00		3333.00
						mbl cash receipts & pmts for the year
30/06/2022	Jnl		1		704.50	2628.50
						mbl cash receipts & pmts for the year
				3333.00	704.50	2628.50
						Closing Balance
344						
						Adviser fees
						LY Closing Balance
						1268.09
30/06/2022	Jnl		2	2321.87		2321.87
						netwealth cash receipts & pmts for the year
				2321.87	0.00	2321.87
						Closing Balance
364						
						Filing fees
						LY Closing Balance
						532.00
30/06/2022	Jnl		1	276.00		276.00
						mbl cash receipts & pmts for the year
30/06/2022	Jnl		1	259.00		535.00
						mbl cash receipts & pmts for the year
				535.00	0.00	535.00
						Closing Balance
550						
						SUPERANNUATION FUND
55001						
						Unallocated Benefits Brought Forward
						Opening Balance
						0.00
01/07/2021	Jnl				57717.07	(57717.07)
						Year end balance forward
01/07/2021	Jnl			57717.07		0.00
						Year end balance forward
				57717.07	57717.07	0.00
						Closing Balance
55002						
						Profit Earned This Year
						Opening Balance
						(57717.07)
01/07/2021	Jnl			57717.07		0.00
						Year end balance forward : Profit distribution

Client Code: COM502 From First to Last by Account
From 01/07/2021 To 30/06/2022

Date	Type Gp	Ref.	Debit	Credit	Balance
Closing Balance			57717.07	0.00	0.00
55003			Distribution to Members		
Opening Balance					57717.07
01/07/2021	Jnl			57717.07	0.00
			Year end balance forward		
30/06/2022	Jnl	5		41201.79	(41201.79)
			allocation of net earnings to members for the year		
Closing Balance			0.00	98918.86	(41201.79)
551			ROBERT CAMERON		
55101			Balance at beginning of year		
Opening Balance					(229406.40)
01/07/2021	Jnl			35990.28	(265396.68)
			Year end balance forward		
01/07/2021	Jnl			13.51	(265410.19)
			Year end balance forward		
01/07/2021	Jnl		51940.00		(213470.19)
			Year end balance forward		
Closing Balance			51940.00	36003.79	(213470.19)
55102			Allocated earnings		
Opening Balance					(35990.28)
01/07/2021	Jnl		35990.28		0.00
			Year end balance forward		
30/06/2022	Jnl	5	23536.23		23536.23
			allocation of net earnings to members for the year		
Closing Balance			59526.51	0.00	23536.23
55105			Income tax expense on earnings		
Opening Balance					(13.51)
01/07/2021	Jnl		13.51		0.00
			Year end balance forward		
30/06/2022	Jnl	6		1049.25	(1049.25)
			tax expense for the year		
Closing Balance			13.51	1049.25	(1049.25)
55115			Benefits paid during year		
Opening Balance					51940.00
01/07/2021	Jnl			51940.00	0.00
			Year end balance forward		
30/06/2022	Jnl	1	50400.00		50400.00
			mbl cash receipts & pmts for the year		
30/06/2022	Jnl	1	1320.00		51720.00
			mbl cash receipts & pmts for the year		
Closing Balance			51720.00	51940.00	51720.00

Client Code: COM502 From First to Last by Account
From 01/07/2021 To 30/06/2022

Date	Type Gp	Ref.	Debit	Credit	Balance
552					MARILYN SWEET
55201					Balance at Beginning of Year
					Opening Balance (138489.66)
01/07/2021	Jnl			21726.79	(160216.45)
					Year end balance forward
01/07/2021	Jnl			8.15	(160224.60)
					Year end balance forward
					Closing Balance 0.00 21734.94 (160224.60)
55202					Allocated earnings
					Opening Balance (21726.79)
01/07/2021	Jnl		21726.79		0.00
					Year end balance forward
30/06/2022	Jnl	5	17665.56		17665.56
					allocation of net earnings to members for the year
					Closing Balance 39392.35 0.00 17665.56
55205					Income tax expense on earnings
					Opening Balance (8.15)
01/07/2021	Jnl		8.15		0.00
					Year end balance forward
30/06/2022	Jnl	6		787.54	(787.54)
					tax expense for the year
					Closing Balance 8.15 787.54 (787.54)
680					Cash at bank
					Opening Balance 30357.90
30/06/2022	Jnl	1		23848.58	6509.32
					mbi cash receipts & pmts for the year
					Closing Balance 0.00 23848.58 6509.32
681					Netwealth portfolio account
					Opening Balance 15707.07
30/06/2022	Jnl	1		15000.00	707.07
					mbi cash receipts & pmts for the year
30/06/2022	Jnl	1		8000.00	(7292.93)
					mbi cash receipts & pmts for the year
30/06/2022	Jnl	1		8000.00	(15292.93)
					mbi cash receipts & pmts for the year
30/06/2022	Jnl	2	29329.11		14036.18
					netwealth cash receipts & pmts for the year
					Closing Balance 29329.11 31000.00 14036.18
789					Interest bearing securities

Client Code: COM502 From First to Last by Account
From 01/07/2021 To 30/06/2022

Date	Type	Gp	Ref.	Debit	Credit	Balance		
78910	ANZ capital notes - 20/03/2026							
	Opening Balance					0.00		
30/06/2022	Jnl		2	10689.00		10689.00		
	netwealth cash receipts & pmts for the year							
30/06/2022	Jnl		2	18.50		10707.50		
	netwealth cash receipts & pmts for the year							
30/06/2022	Jnl		4		369.50	10338.00		
	revaluation of investments to market value at year end							
	Closing Balance					10707.50	369.50	10338.00
78940	Pendal fixed interest fund							
	Opening Balance					9646.52		
30/06/2022	Jnl		2		9769.40	(122.88)		
	netwealth cash receipts & pmts for the year							
30/06/2022	Jnl		3		230.60	(353.48)		
	profit on disposal of investments during the year							
30/06/2022	Jnl		4	353.48		0.00		
	revaluation of investments to market value at year end							
	Closing Balance					353.48	10000.00	0.00
78945	Pimco aust bond fund							
	Opening Balance					17636.24		
30/06/2022	Jnl		2		6000.00	11636.24		
	netwealth cash receipts & pmts for the year							
30/06/2022	Jnl		3		229.13	11407.11		
	profit on disposal of investments during the year							
30/06/2022	Jnl		4		1339.58	10067.53		
	revaluation of investments to market value at year end							
	Closing Balance					0.00	7568.71	10067.53
78950	Perpetual pure alpha credit fund							
	Opening Balance					14476.67		
30/06/2022	Jnl		2	1000.00		15476.67		
	netwealth cash receipts & pmts for the year							
30/06/2022	Jnl		4		931.27	14545.40		
	revaluation of investments to market value at year end							
	Closing Balance					1000.00	931.27	14545.40

Client Code: COM502 From First to Last by Account
From 01/07/2021 To 30/06/2022

Date	Type	Gp	Ref.	Debit	Credit	Balance
78955	Principal global credit opportunities fund					
Opening Balance						13269.41
30/06/2022	Jnl		2	1000.00		14269.41
				netwealth cash receipts & pmts for the year		
30/06/2022	Jnl		4		2503.33	11766.08
				revaluation of investments to market value at year end		
Closing Balance				1000.00	2503.33	11766.08
790	Property securities					
79002	APN property for income fund					
Opening Balance						66588.13
30/06/2022	Jnl		2		26000.00	40588.13
				netwealth cash receipts & pmts for the year		
30/06/2022	Jnl		2		5045.04	35543.09
				netwealth cash receipts & pmts for the year		
30/06/2022	Jnl		3		10296.12	25246.97
				profit on disposal of investments during the year		
30/06/2022	Jnl		4	5602.51		30849.48
				revaluation of investments to market value at year end		
Closing Balance				5602.51	41341.16	30849.48
79060	Zurich property securities fund					
Opening Balance						32168.03
30/06/2022	Jnl		4		4154.13	28013.90
				revaluation of investments to market value at year end		
Closing Balance				0.00	4154.13	28013.90
79080	Vanguard property securities fund					
Opening Balance						0.00
30/06/2022	Jnl		2	30000.00		30000.00
				netwealth cash receipts & pmts for the year		
30/06/2022	Jnl		4		6211.88	23788.12
				revaluation of investments to market value at year end		
Closing Balance				30000.00	6211.88	23788.12
795	Large Cap domestic equities					

Client Code: COM502
From First to Last by Account
From 01/07/2021 To 30/06/2022

Date	Type	Gp	Ref.	Debit	Credit	Balance	
79510	Bennelong aust equity fund						
	Opening Balance					29822.04	
30/06/2022	Jnl		2		2000.00	27822.04	
	netwealth cash receipts & pmts for the year						
30/06/2022	Jnl		3	172.66		27994.70	
	profit on disposal of investments during the year						
30/06/2022	Jnl		4		7383.41	20611.29	
	revaluation of investments to market value at year end						
	Closing Balance					172.66	20611.29
	Closing Balance					9383.41	20611.29
79512	MBA aust share fund						
	Opening Balance					27019.79	
30/06/2022	Jnl		4		1621.07	25398.72	
	revaluation of investments to market value at year end						
	Closing Balance					0.00	25398.72
	Closing Balance					1621.07	25398.72
79550	Perpetual concentrated equity fund						
	Opening Balance					37208.35	
30/06/2022	Jnl		2		10000.00	27208.35	
	netwealth cash receipts & pmts for the year						
30/06/2022	Jnl		3	1203.05		28411.40	
	profit on disposal of investments during the year						
30/06/2022	Jnl		4		4757.58	23653.82	
	revaluation of investments to market value at year end						
	Closing Balance					1203.05	23653.82
	Closing Balance					14757.58	23653.82
79560	Platypus aust equity fund						
	Opening Balance					28608.88	
30/06/2022	Jnl		2		2000.00	26608.88	
	netwealth cash receipts & pmts for the year						
30/06/2022	Jnl		3	92.72		26701.60	
	profit on disposal of investments during the year						
30/06/2022	Jnl		4		7564.74	19136.86	
	revaluation of investments to market value at year end						
	Closing Balance					92.72	19136.86
	Closing Balance					9564.74	19136.86
796	International equities						

Client Code: COM502 From First to Last by Account
From 01/07/2021 To 30/06/2022

Date	Type	Gp	Ref.	Debit	Credit	Balance
79610	Arrowstreet global equity fund (hedged)					
Opening Balance						9654.41
30/06/2022	Jnl		4		1378.82	8275.59
				revaluation of investments to market value at year end		
Closing Balance				0.00	1378.82	8275.59
79640	Magellan high conviction fund					
Opening Balance						31036.06
30/06/2022	Jnl		2		10000.00	21036.06
				netwealth cash receipts & pmts for the year		
30/06/2022	Jnl		2		5000.00	16036.06
				netwealth cash receipts & pmts for the year		
30/06/2022	Jnl		3	2181.27		18217.33
				profit on disposal of investments during the year		
30/06/2022	Jnl		4		6062.49	12154.84
				revaluation of investments to market value at year end		
Closing Balance				2181.27	21062.49	12154.84
79660	T Rowe Price global equity fund					
Opening Balance						0.00
30/06/2022	Jnl		2	15000.00		15000.00
				netwealth cash receipts & pmts for the year		
30/06/2022	Jnl		2	3000.00		18000.00
				netwealth cash receipts & pmts for the year		
30/06/2022	Jnl		4		5139.01	12860.99
				revaluation of investments to market value at year end		
Closing Balance				18000.00	5139.01	12860.99
79670	Walter Scott global equity fund (hedged)					
Opening Balance						10473.63
30/06/2022	Jnl		4		1706.75	8766.88
				revaluation of investments to market value at year end		
Closing Balance				0.00	1706.75	8766.88
904	Provision for income tax					
Opening Balance						21.66
30/06/2022	Jnl		1		21.66	0.00
				mbl cash receipts & pmts for the year		
30/06/2022	Jnl		6	1836.79		1836.79
				tax expense for the year		

Client Code: COM502 From First to Last by Account
From 01/07/2021 To 30/06/2022

Date	Type Gp	Ref.	Debit	Credit	Balance
Closing Balance			1836.79	21.66	1836.79
999	Jobstream Selection Account				
99901	Jobstream Selection Account				
Opening Balance					22.00
Closing Balance			0.00	0.00	22.00
99999	Clearing balance				
Opening Balance					(22.00)
Closing Balance			0.00	0.00	(22.00)
	Debits			477977.34	
	Credits			477977.34	
	No. of Accounts			40.00	
	No. of Entries			80.00	

Client Code: COM502

Date	Type	Grp	Ref	Account	Description	Amount	Bal2	Narration
01/07/2021	Jnl			55002	Profit Earned This Year	57717.07	-	Year end balance forward : Profit distribution
01/07/2021	Jnl			55001	Unallocated Benefits Brought Forward	(57717.07)	-	Year end balance forward
01/07/2021	Jnl			55003	Distribution to Members	(57717.07)	-	Year end balance forward
01/07/2021	Jnl			55001	Unallocated Benefits Brought Forward	57717.07	-	Year end balance forward
01/07/2021	Jnl			55102	Allocated earnings	35990.28	-	Year end balance forward
01/07/2021	Jnl			55101	Balance at beginning of year	(35990.28)	-	Year end balance forward
01/07/2021	Jnl			55105	Income tax expense on earnings	13.51	-	Year end balance forward
01/07/2021	Jnl			55101	Balance at beginning of year	(13.51)	-	Year end balance forward
01/07/2021	Jnl			55115	Benefits paid during year	(51940.00)	-	Year end balance forward
01/07/2021	Jnl			55101	Balance at beginning of year	51940.00	-	Year end balance forward
01/07/2021	Jnl			55202	Allocated earnings	21726.79	-	Year end balance forward
01/07/2021	Jnl			55201	Balance at Beginning of Year	(21726.79)	-	Year end balance forward
01/07/2021	Jnl			55205	Income tax expense on earnings	8.15	-	Year end balance forward
01/07/2021	Jnl			55201	Balance at Beginning of Year	(8.15)	-	Year end balance forward
30/06/2022	Jnl		1	680	Cash at bank	(23848.58)	-	mbl cash receipts & pmts for the year
30/06/2022	Jnl		1	55115	Benefits paid during year	50400.00	-	mbl cash receipts & pmts for the year
30/06/2022	Jnl		1	19901	Macquarie CMT	(13.26)	-	mbl cash receipts & pmts for the year
30/06/2022	Jnl		1	681	Netwealth portfolio account	(15000.00)	-	mbl cash receipts & pmts for the year
30/06/2022	Jnl		1	301	Administration Costs	363.00	-	mbl cash receipts & pmts for the year
30/06/2022	Jnl		1	364	Filing fees	276.00	-	mbl cash receipts & pmts for the year
30/06/2022	Jnl		1	681	Netwealth portfolio account	(8000.00)	-	mbl cash receipts & pmts for the year

Client Code: COM502

Date	Type	Grp	Ref	Account	Description	Amount	Bal2	Narration
30/06/2022	Jnl	1	1	681	Netwealth portfolio account	(8000.00)	-	the year
30/06/2022	Jnl	1	1	301	Administration Costs	2970.00	-	mbl cash receipts & pmts for the year
30/06/2022	Jnl	1	1	904	Provision for income tax	(21.66)	-	mbl cash receipts & pmts for the year
30/06/2022	Jnl	1	1	364	Filing fees	259.00	-	mbl cash receipts & pmts for the year
30/06/2022	Jnl	1	1	301	Administration Costs	(704.50)	-	mbl cash receipts & pmts for the year
30/06/2022	Jnl	1	1	55115	Benefits paid during year	1320.00	-	mbl cash receipts & pmts for the year
30/06/2022	Jnl	2	2	681	Netwealth portfolio account	29329.11	-	netwealth cash receipts & pmts for the year
30/06/2022	Jnl	2	2	78940	Pendal fixed interest fund	(9769.40)	-	netwealth cash receipts & pmts for the year
30/06/2022	Jnl	2	2	78910	ANZ capital notes - 20/03/2026	10689.00	-	netwealth cash receipts & pmts for the year
30/06/2022	Jnl	2	2	78910	ANZ capital notes - 20/03/2026	18.50	-	netwealth cash receipts & pmts for the year
30/06/2022	Jnl	2	2	79002	APN property for income fund	(26000.00)	-	netwealth cash receipts & pmts for the year
30/06/2022	Jnl	2	2	79640	Magellan high conviction fund	(10000.00)	-	netwealth cash receipts & pmts for the year
30/06/2022	Jnl	2	2	78950	Perpetual pure alpha credit fund	1000.00	-	netwealth cash receipts & pmts for the year
30/06/2022	Jnl	2	2	78955	Principal global credit opportunities fund	1000.00	-	netwealth cash receipts & pmts for the year
30/06/2022	Jnl	2	2	79660	T Rowe Price global equity fund	15000.00	-	netwealth cash receipts & pmts for the year

Client Code: COM502

Date	Type	Grp	Ref	Account	Description	Amount	Bal2	Narration
30/06/2022	Jnl		2	79080	Vanguard property securities fund	30000.00	-	for the year
30/06/2022	Jnl		2	79002	APN property for income fund	(5045.04)	-	netwealth cash receipts & pmts for the year
30/06/2022	Jnl		2	79560	Platypus aust equity fund	(2000.00)	-	netwealth cash receipts & pmts for the year
30/06/2022	Jnl		2	79510	Benelong aust equity fund	(2000.00)	-	netwealth cash receipts & pmts for the year
30/06/2022	Jnl		2	78945	Pimco aust bond fund	(6000.00)	-	netwealth cash receipts & pmts for the year
30/06/2022	Jnl		2	79640	Magellan high conviction fund	(5000.00)	-	netwealth cash receipts & pmts for the year
30/06/2022	Jnl		2	79550	Perpetual concentrated equity fund	(10000.00)	-	netwealth cash receipts & pmts for the year
30/06/2022	Jnl		2	79660	T Rowe Price global equity fund	3000.00	-	netwealth cash receipts & pmts for the year
30/06/2022	Jnl		2	19902	Netwealth managed portfolio	(0.69)	-	netwealth cash receipts & pmts for the year
30/06/2022	Jnl		2	19750	Netwealth managed portfolio	(16008.39)	-	netwealth cash receipts & pmts for the year
30/06/2022	Jnl		2	198	Dividends received	(333.10)	-	netwealth cash receipts & pmts for the year
30/06/2022	Jnl		2	19902	Netwealth managed portfolio	(201.86)	-	netwealth cash receipts & pmts for the year
30/06/2022	Jnl		2	344	Adviser fees	2321.87	-	netwealth cash receipts & pmts for the year
30/06/2022	Jnl		3	79002	APN property for income fund	(10296.12)	-	profit on disposal of investments during the year
30/06/2022	Jnl		3	79510	Benelong aust equity fund	172.66	-	profit on disposal of

Client Code: COM502

Date	Type	Grp	Ref	Account	Description	Amount	Bal2	Narration
30/06/2022	Jnl		3	79640	Magellan high conviction fund	2181.27	-	investments during the year
30/06/2022	Jnl		3	78940	Pendal fixed interest fund	(230.60)	-	profit on disposal of investments during the year
30/06/2022	Jnl		3	79550	Perpetual concentrated equity fund	1203.05	-	profit on disposal of investments during the year
30/06/2022	Jnl		3	78945	Pimco aust bond fund	(229.13)	-	profit on disposal of investments during the year
30/06/2022	Jnl		3	79560	Platypus aust equity fund	92.72	-	profit on disposal of investments during the year
30/06/2022	Jnl		3	20434	Managed funds	7106.15	-	profit on disposal of investments during the year
30/06/2022	Jnl		4	78910	ANZ capital notes - 20/03/2026	(369.50)	-	revaluation of investments to market value at year end
30/06/2022	Jnl		4	78940	Pendal fixed interest fund	353.48	-	revaluation of investments to market value at year end
30/06/2022	Jnl		4	79002	APN property for income fund	5602.51	-	revaluation of investments to market value at year end
30/06/2022	Jnl		4	79610	Arrowstreet global equity fund (hedged)	(1378.82)	-	revaluation of investments to market value at year end
30/06/2022	Jnl		4	79510	Bennelong aust equity fund	(7383.41)	-	revaluation of investments to market value at year end
30/06/2022	Jnl		4	79640	Magellan high conviction fund	(6062.49)	-	revaluation of investments to market value at year end
30/06/2022	Jnl		4	79512	MBA aust share fund	(1621.07)	-	revaluation of investments to market value at year end
30/06/2022	Jnl		4	78950	Perpetual pure alpha credit fund	(931.27)	-	revaluation of investments to market value at year end
30/06/2022	Jnl		4	79550	Perpetual concentrated equity			

Client Code: COM502

Date	Type	Grp	Ref	Account	Description	Amount	Bal2	Narration
30/06/2022	Jnl		4	78945	fund	(4757.58)	-	revaluation of investments to market value at year end
30/06/2022	Jnl		4	78945	Pimco aust bond fund	(1339.58)	-	revaluation of investments to market value at year end
30/06/2022	Jnl		4	79560	Platypus aust equity fund	(7564.74)	-	revaluation of investments to market value at year end
30/06/2022	Jnl		4	78955	Principal global credit opportunities fund	(2503.33)	-	revaluation of investments to market value at year end
30/06/2022	Jnl		4	79660	T Rowe Price global equity fund	(5139.01)	-	revaluation of investments to market value at year end
30/06/2022	Jnl		4	79080	Vanguard property securities fund	(6211.88)	-	revaluation of investments to market value at year end
30/06/2022	Jnl		4	79670	Walter Scott global equity fund (hedged)	(1706.75)	-	revaluation of investments to market value at year end
30/06/2022	Jnl		4	79060	Zurich property securities fund	(4154.13)	-	revaluation of investments to market value at year end
30/06/2022	Jnl		4	20404	Managed funds	45167.57	-	revaluation of investments to market value at year end
30/06/2022	Jnl		5	55003	Distribution to Members	(41201.79)	-	allocation of net earnings to members for the year
30/06/2022	Jnl		5	55102	Allocated earnings	23536.23	-	allocation of net earnings to members for the year
30/06/2022	Jnl		5	55202	Allocated earnings	17665.56	-	allocation of net earnings to members for the year
30/06/2022	Jnl		6	904	Provision for income tax	1836.79	-	tax expense for the year
30/06/2022	Jnl		6	55105	Income tax expense on earnings	(1049.25)	-	tax expense for the year
30/06/2022	Jnl		6	55205	Income tax expense on earnings	(787.54)	-	tax expense for the year

Client Code: COM502

Date	Type	Grp	Ref	Account	Description	Amount	Bal2	Narration
------	------	-----	-----	---------	-------------	--------	------	-----------

Debits: 477977.34
Credits: (477977.34)
Total: -

No. Trans: 80

THE CAMERON SUPERANNUATION FUND
MEMBERS ACCOUNTS
AS AT 30 JUNE 2022

MEMBER	ROBERT CAMERON	MARILYN SWEET	TOTAL
OPENING BALANCE	213,470.90	160,224.58	373,695.48
EMPLOYER CONTRIBUTIONS	0.00	0.00	0.00
MEMBER CONTRIBUTIONS	0.00	0.00	0.00
TAX APPLICABLE TO CONTRIBUTIONS	0.00	0.00	0.00
BENEFITS TRANSFERRED IN	0.00	0.00	0.00
SHARE OF PROFIT	-23,536.23	-17,665.56	-41,201.79
TAX APPLICABLE TO PROFIT	1,049.25	787.54	1,836.79
INSURANCE PREMIUMS PAID	0.00	0.00	0.00
SUPERANNUATION SURCHARGE	0.00	0.00	0.00
BENEFITS PAID OUT	-51,720.00	0.00	-51,720.00
TOTAL MEMBERS ACCOUNT	139,263.92	143,346.56	282,610.48
REPRESENTED BY			
TAX FREE COMPONENT			
CONTRIBUTIONS SEGMENT	0.00	0.00	0.00
CRYSTALLISED SEGMENT	32,430.45	2,778.75	35,209.20
TAXABLE COMPONENT			
TAXED ELEMENT	106,833.47	140,567.81	247,401.28
UNTAXED ELEMENT (INSURANCE COMPONENT)	0.00	0.00	0.00
TOTAL MEMBERS BENEFIT	139,263.92	143,346.56	282,610.48
ELIGIBLE SERVICE PERIOD			
DATE OF BIRTH	30/03/1947	03/12/1949	
AGE - 30 JUNE 2022	75	72	
PRE JUNE 1983 DAYS	3,317	0	
POST JUNE 1983 DAYS	14,274	10,445	
TOTAL SERVICE DAYS - 30/06/2022	17,591	10,445	
MEMBERS RBL LIMIT - PENSION	1,297,886.00	1,297,886.00	
EXCESS BENEFITS	0.00	0.00	
MEMBERS RBL LIMIT - LUMP SUM	648,946.00	648,946.00	
EXCESS BENEFITS	0.00	0.00	

KEY NOTES & FORMULAS

CONTRIBUTIONS SEGMENT		
OPENING BALANCE - 01/07/2021	0.00	0.00
EXTERNAL FUND TRANSFERS	0.00	0.00
MEMBERS CONTRIBUTIONS	0.00	0.00
LESS: BENEFITS PAID/ TRANSFERS OUT	0.00	0.00
CRYSTALLISED SEGMENT		
UNDEDUCTED CONTRIBUTIONS - PRE 1/7/07	42,800.12	2,778.75
PRE JULY 1983 COMPONENT - PRE 1/7/07	0.00	0.00
EXTERNAL FUND TRANSFERS	0.00	0.00
CGT EXEMPT COMPONENT	0.00	0.00
CONCESSIONAL COMPONENT	0.00	0.00
POST JUNE 1994 INVALIDITY COMPONENT	0.00	0.00
LESS: BENEFITS PAID/ TRANSFERS OUT	-10,369.67	0.00
	32,430.45	2,778.75
TAXABLE COMPONENT (TAXED ELEMENT)		
MEMBERS ACCOUNT BALANCE - 30/06/22	139,263.92	143,346.56
LESS: CONTRIBUTIONS SEGMENT	0.00	0.00
LESS: CRYSTALLISED SEGMENT	-32,430.45	-2,778.75
	106,833.47	140,567.81
NOTES		
The following link should be used to verify the calculation of the crystallised segment as at 30 June 2007		
http://calculators.at.gov.au/scripts/axos/axos.asp?CONTEXT=&KBS=SCC.xr4&go=ok		

**THE CAMERON SUPERANNUATION FUND
MEMBERS ACCOUNTS
AS AT 30 JUNE 2022**

EARNINGS RATE	2022	2021	2020	2019	2018	2017	2016
OPENING BALANCE OF FUND	373,695.48	367,896.75	484,526.40	491,463.10	491,042.24	545,312.91	563,755.24
NET FUND EARNINGS							
EARNINGS FOR YEAR	-41,201.79	57,717.07	-68,368.20	33,884.32	36,765.03	13,393.01	17,156.25
TAX APPLICABLE TO EARNINGS	1,836.79	21.66	2,138.55	2,928.98	2,655.83	6,336.32	3,401.42
NET FUND EARNINGS	-39,365.00	57,738.73	-66,229.65	36,813.30	39,420.86	19,729.33	20,557.67
AVERAGE EARNING RATE	-10.53%	15.69%	-13.67%	7.49%	8.03%	3.62%	3.65%

AVERAGE 5 YEAR RATE 1.40% 4.23% 1.82% 6.09% 6.49% 7.72% 7.23%

MANAGED FUND TAX ADJUSTMENTS	IMPUTATION CREDITS	FOREIGN TAX CREDITS	TAX FREE INCOME	TAX DEF INCOME	DISCOUNT CAP GAINS	TFN TAX
MAPLE BROWN ABBOTT	0.00	0.00	0.00	0.00	0.00	0.00
ADVANCE MANAGED FUNDS	0.00	0.00	0.00	0.00	0.00	0.00
APN MANAGED FUNDS	0.00	0.00	0.00	0.00	0.00	0.00
NETWEALTH MANAGED PORTFOLIO	1,836.79	78.33	0.00	1,840.20	7,646.57	0.00
COLONIAL MANAGED FUNDS	0.00	0.00	0.00	0.00	0.00	0.00
CREDIT SUISSE MANAGED FUNDS	0.00	0.00	0.00	0.00	0.00	0.00
ING MANAGED FUNDS	0.00	0.00	0.00	0.00	0.00	0.00
MACQUARIE MANAGED FUNDS	0.00	0.00	0.00	0.00	0.00	0.00
PERPETUAL MANAGED FUNDS	0.00	0.00	0.00	0.00	0.00	0.00
ROTHSCHILD'S MANAGED FUNDS	0.00	0.00	0.00	0.00	0.00	0.00
TOTALS	1,836.79	78.33	0.00	1,840.20	7,646.57	0.00



Australian Government
Australian Taxation Office

Agent STIRLING WARTON TAYLOR PTY LIMITED
Client THE TRUSTEE FOR CAMERON SUPERANNUATION FUND
ABN 43 124 403 986
TFN 44 928 771

Income tax 551

Date generated	25/08/2022
Overdue	\$0.00
Not yet due	\$0.00
Balance	\$0.00

Transactions

2 results found - from 01 July 2021 to 25 August 2022 sorted by processed date ordered newest to oldest

Processed date	Effective date	Description	Debit (DR)	Credit (CR)	Balance
15 Oct 2021	20 Oct 2021	EFT refund for Income Tax for the period from 01 Jul 20 to 30 Jun 21	\$467.16		\$0.00
15 Oct 2021	15 Oct 2021	Tax return Self Man Superfund - Income Tax for the period from 01 Jul 20 to 30 Jun 21		\$467.16	\$467.16 CR



Australian Government
Australian Taxation Office

Agent STIRLING WARTON TAYLOR PTY
LIMITED

Client THE TRUSTEE FOR CAMERON
SUPERANNUATION FUND

ABN 43 124 403 986

TFN 44 928 771

Activity statement 001

Date generated	25/08/2022
Overdue	\$0.00
Not yet due	\$0.00
Balance	\$0.00

Transactions

0 results found - from **01 July 2021** to **25 August 2022** sorted by **processed date** ordered **newest to oldest**



Macquarie Cash Management Account

MACQUARIE BANK LIMITED
ABN 46 008 583 542 AFSL 237502

enquiries 1800 806 310
transact@macquarie.com
www.macquarie.com.au

GPO Box 2520
Sydney, NSW 2001

1 Shelley Street
Sydney, NSW 2000



016 43279

ROBCAM CONSULTING PTY LTD
C/- STIRLING SECURITIES (NSW) P/L
GPO BOX 7019
SYDNEY NSW 2001

account balance \$6,509.32
as at 30 Jun 22

account name ROBCAM CONSULTING PTY LTD ATF
CAMERON SUPERANNUATION FUND
account no. 118706878

transaction	description	debits	credits	balance
31.05.22	OPENING BALANCE			10,708.21
30.06.22	Interest MACQUARIE CMA INTEREST PAID*		1.11	10,709.32
30.06.22	Funds transfer R/P TO ANZ R B CAMERON	4,200.00		6,509.32
	CLOSING BALANCE AS AT 30 JUN 22	4,200.00	1.11	6,509.32

* Interest rate for the period 1 June to 16 June: 0.05%pa (16 days); 17 June to 30 June: balances \$0.00 to \$4,999.99 earned 0.25% balances \$5,000.00 and above earned 0.25%pa (14 days)

how to make a transaction

online
Log in to www.macquarie.com.au/personal

by phone
Call 133 275 to make a phone transaction

transfers from another bank account
Transfer funds from another bank to this account:
BSB 182 222
ACCOUNT NO. 118706878

deposits using BPay
From another bank



Billers code: 20206
Ref: 118 706 878

continued on next



Macquarie Cash Management Account

enquiries 1800 806 310

account name ROBCAM CONSULTING PTY LTD ATF
CAMERON SUPERANNUATION FUND
account no. 118706878

Please note the following financial services companies and/or financial advisers have authority on your account.

Name	Authority Type
TAYLOR ROBERT M STIRLING WARTON TAYLOR PTY LTD	Enquiry authority

Authority descriptions

Enquiry authority - you authorise the third party to have access to information about your account.

Please consider carefully who you appoint as a third party authority on your account as we may follow their instructions as if they were yours. It is important that you understand this risk and carefully consider what level of authority you give to them. For more information on third party authority levels search 'Macquarie Help' in your browser to find our Help Centre.

annual interest summary 2021/2022

INTEREST PAID	13.26
TOTAL INCOME PAID	13.26



Macquarie Cash Management Account

MACQUARIE BANK LIMITED
ABN 46 008 583 542 AFSL 237502

enquiries 1800 806 310
transact@macquarie.com
www.macquarie.com.au

GPO Box 2520
Sydney, NSW 2001

1 Shelley Street
Sydney, NSW 2000



016 18033

ROBCAM CONSULTING PTY LTD
C/- STIRLING SECURITIES (NSW) P/L
GPO BOX 7019
SYDNEY NSW 2001

account balance **\$10,708.21**
as at 31 May 22

account name ROBCAM CONSULTING PTY LTD ATF
CAMERON SUPERANNUATION FUND
account no. 118706878

transaction	description	debits	credits	balance
29.04.22	OPENING BALANCE			14,907.58
31.05.22	Interest MACQUARIE CMA INTEREST PAID*		0.63	14,908.21
31.05.22	Funds transfer R/P TO ANZ R B CAMERON	4,200.00		10,708.21
	CLOSING BALANCE AS AT 31 MAY 22	4,200.00	0.63	10,708.21

* Interest rate for the period 30 April to 31 May: 0.05%pa (32 days)

how to make a transaction

online
Log in to www.macquarie.com.au/personal

by phone
Call 133 275 to make a phone transaction

transfers from another bank account
Transfer funds from another bank to this account:
BSB 182 222
ACCOUNT NO. 118706878

deposits using BPay
From another bank



Billers code: 20206
Ref: 118 706 878

continued on next



Macquarie Cash Management Account

MACQUARIE BANK LIMITED
ABN 46 008 583 542 AFSL 237502

enquiries 1800 806 310
transact@macquarie.com
www.macquarie.com.au

GPO Box 2520
Sydney, NSW 2001

1 Shelley Street
Sydney, NSW 2000



016 17808

ROBCAM CONSULTING PTY LTD
C/- STIRLING SECURITIES (NSW) P/L
GPO BOX 7019
SYDNEY NSW 2001

account balance \$14,907.58
as at 29 Apr 22

account name ROBCAM CONSULTING PTY LTD ATF
CAMERON SUPERANNUATION FUND
account no. 118706878

transaction	description	debits	credits	balance
31.03.22	OPENING BALANCE			4,107.12
21.04.22	Deposit NETWEALTH INVEST netwealth trf		15,000.00	19,107.12
29.04.22	Interest MACQUARIE CMA INTEREST PAID*		0.46	19,107.58
29.04.22	Funds transfer R/P TO ANZ R B CAMERON	4,200.00		14,907.58
	CLOSING BALANCE AS AT 29 APR 22	4,200.00	15,000.46	14,907.58

* Interest rate for the period 1 April to 29 April: 0.05%pa (29 days)

how to make a transaction

online

Log in to www.macquarie.com.au/personal

by phone

Call 133 275 to make a phone transaction

transfers from another bank account

Transfer funds from another bank to this account:
BSB 182 222
ACCOUNT NO. 118706878


deposits using BPay

From another bank



Bill code: 20206
Ref: 118 706 878

continued on next



Macquarie Cash Management Account

MACQUARIE BANK LIMITED
ABN 46 008 583 542 AFSL 237502

enquiries 1800 806 310
transact@macquarie.com
www.macquarie.com.au

GPO Box 2520
Sydney, NSW 2001



016 23018

ROBCAM CONSULTING PTY LTD
C/- STIRLING SECURITIES (NSW) P/L
GPO BOX 7019
SYDNEY NSW 2001

1 Shelley Street
Sydney, NSW 2000

account balance \$4,107.12
as at 31 Mar 22

account name ROBCAM CONSULTING PTY LTD ATF
CAMERON SUPERANNUATION FUND
account no. 118706878

transaction	description	debits	credits	balance
28.02.22	OPENING BALANCE			8,945.81
16.03.22	Cheque CHEQUE WITHDRAWAL 000169	276.00		8,669.81
21.03.22	Cheque CHEQUE WITHDRAWAL 000170	363.00		8,306.81
31.03.22	Interest MACQUARIE CMA INTEREST PAID*		0.31	8,307.12
31.03.22	Funds transfer R/P TO ANZ R B CAMERON	4,200.00		4,107.12
	CLOSING BALANCE AS AT 31 MAR 22	4,839.00	0.31	4,107.12

* Interest rate for the period 1 March to 31 March: 0.05%pa (31 days)

how to make a transaction

online

Log in to www.macquarie.com.au/personal

by phone

Call 133 275 to make a phone transaction

transfers from another bank account

Transfer funds from another bank to this account:
BSB 182 222
ACCOUNT NO. 118706878


deposits using BPay

From another bank



Biller code: 20206
Ref: 118 706 878

continued on next



MACQUARIE

Macquarie Cash Management Account

MACQUARIE BANK LIMITED
ABN 46 008 583 542 AFSL 237502enquiries 1800 806 310
transact@macquarie.com
www.macquarie.com.auGPO Box 2520
Sydney, NSW 20011 Shelley Street
Sydney, NSW 2000

016

18232

ROBCAM CONSULTING PTY LTD
C/- STIRLING SECURITIES (NSW) P/L
GPO BOX 7019
SYDNEY NSW 2001account balance **\$8,945.81**
as at 28 Feb 22account name ROBCAM CONSULTING PTY LTD ATF
CAMERON SUPERANNUATION FUND
account no. 118706878

transaction	description	debits	credits	balance
31.01.22	OPENING BALANCE			5,145.40
11.02.22	Deposit		NETWEALTH INVEST WRAP05540711022022 8,000.00	13,145.40
28.02.22	Interest		MACQUARIE CMA INTEREST PAID* 0.41	13,145.81
28.02.22	Funds transfer	R/P TO ANZ R B CAMERON 4,200.00		8,945.81
	CLOSING BALANCE AS AT 28 FEB 22	4,200.00	8,000.41	8,945.81

* Interest rate for the period 1 February to 28 February: 0.05%pa (28 days)

how to make a transaction

online

Log in to www.macquarie.com.au/personal

by phone

Call 133 275 to make a phone transaction

transfers from another bank account

Transfer funds from another bank to this account:

BSB 182 222


ACCOUNT NO. 118706878

deposits using BPay

From another bank

Biller code: 20206
Ref: 118 706 878

continued on next



Macquarie Cash Management Account

MACQUARIE BANK LIMITED
ABN 46 008 583 542 AFSL 237502

enquiries 1800 806 310
transact@macquarie.com
www.macquarie.com.au

GPO Box 2520
Sydney, NSW 2001

1 Shelley Street
Sydney, NSW 2000



ROBCAM CONSULTING PTY LTD
C/- STIRLING SECURITIES (NSW) P/L
GPO BOX 7019
SYDNEY NSW 2001

account balance \$5,145.40
as at 31 Jan 22

account name ROBCAM CONSULTING PTY LTD ATF
CAMERON SUPERANNUATION FUND
account no. 118706878

transaction	description	debits	credits	balance
31.12.21	OPENING BALANCE			1,345.21
19.01.22	Deposit NETWEALTH INVEST cmt trf		8,000.00	9,345.21
31.01.22	Interest MACQUARIE CMA INTEREST PAID*		0.19	9,345.40
31.01.22	Funds transfer R/P TO ANZ R B CAMERON	4,200.00		5,145.40
	CLOSING BALANCE AS AT 31 JAN 22	4,200.00	8,000.19	5,145.40

* Interest rate for the period 1 January to 31 January: 0.05%pa (31 days)

how to make a transaction

online
Log in to www.macquarie.com.au/personal

by phone
Call 133 275 to make a phone transaction

transfers from another bank account
Transfer funds from another bank to this account:
BSB 182 222
ACCOUNT NO. 118706878

deposits using BPay
From another bank



Billers code: 20206
Ref: 118 706 878

continued on next



Macquarie Cash Management Account

MACQUARIE BANK LIMITED
ABN 46 008 583 542 AFSL 237502

enquiries 1800 806 310
transact@macquarie.com
www.macquarie.com.au

GPO Box 2520
Sydney, NSW 2001

1 Shelley Street
Sydney, NSW 2000



ROBCAM CONSULTING PTY LTD
C/- STIRLING SECURITIES (NSW) P/L
GPO BOX 7019
SYDNEY NSW 2001

account balance **\$1,345.21**
as at 31 Dec 21

account name ROBCAM CONSULTING PTY LTD ATF
CAMERON SUPERANNUATION FUND
account no. 118706878

transaction	description	debits	credits	balance
30.11.21	OPENING BALANCE			5,544.95
31.12.21	Interest MACQUARIE CMA INTEREST PAID*		0.26	5,545.21
31.12.21	Funds transfer R/P TO ANZ R B CAMERON	4,200.00		1,345.21
	CLOSING BALANCE AS AT 31 DEC 21	4,200.00	0.26	1,345.21

* Interest rate for the period 1 December to 31 December: 0.05%pa (31 days)

how to make a transaction

online
Log in to www.macquarie.com.au/personal

by phone
Call 133 275 to make a phone transaction

transfers from another bank account
Transfer funds from another bank to this account:
BSB 182 222
ACCOUNT NO. 118706878

deposits using BPay
From another bank



Bill code: 20206
Ref: 118 706 878

continued on next



Macquarie Cash Management Account

MACQUARIE BANK LIMITED
ABN 46 008 583 542 AFSL 237502

enquiries 1800 806 310
transact@macquarie.com
www.macquarie.com.au

GPO Box 2520
Sydney, NSW 2001



016 18864

ROBCAM CONSULTING PTY LTD
C/- STIRLING SECURITIES (NSW) P/L
GPO BOX 7019
SYDNEY NSW 2001

1 Shelley Street
Sydney, NSW 2000

account balance \$5,544.95
as at 30 Nov 21

account name ROBCAM CONSULTING PTY LTD ATF
CAMERON SUPERANNUATION FUND
account no. 118706878

transaction	description	debits	credits	balance
31.10.21	OPENING BALANCE			9,744.33
30.11.21	Interest MACQUARIE CMA INTEREST PAID*		0.62	9,744.95
30.11.21	Funds transfer R/P TO ANZ R B CAMERON	4,200.00		5,544.95
	CLOSING BALANCE AS AT 30 NOV 21	4,200.00	0.62	5,544.95

* Interest rate for the period 1 November to 14 November: 0.12%pa (14 days); 15 November to 30 November: 0.05%pa (16 days)

how to make a transaction

online
Log in to www.macquarie.com.au/personal

by phone
Call 133 275 to make a phone transaction

transfers from another bank account
Transfer funds from another bank to this account:
BSB 182 222
ACCOUNT NO. 118706878

deposits using BPay
From another bank



Bill code: 20206
Ref: 118 706 878

continued on next



Macquarie Cash Management Account

MACQUARIE BANK LIMITED
ABN 46 008 583 642 AFSL 237502

enquiries 1800 806 310
transact@macquarie.com
www.macquarie.com.au

GPO Box 2520
Sydney, NSW 2001



ROBCAM CONSULTING PTY LTD
C/- STIRLING SECURITIES (NSW) P/L
GPO BOX 7019
SYDNEY NSW 2001

1 Shelley Street
Sydney, NSW 2000

account balance **\$9,744.33**
as at 31 Oct 21

account name ROBCAM CONSULTING PTY LTD ATF
CAMERON SUPERANNUATION FUND
account no. 118706878

transaction	description	debits	credits	balance
30.09.21	OPENING BALANCE			16,445.74
11.10.21	Cheque CHEQUE WITHDRAWAL 000168	2,970.00		13,475.74
20.10.21	Deposit ATO ATO003000015730147		467.16	13,942.90
29.10.21	Interest MACQUARIE CMA INTEREST PAID*		1.43	13,944.33
29.10.21	Funds transfer R/P TO ANZ R B CAMERON	4,200.00		9,744.33
	CLOSING BALANCE AS AT 31 OCT 21	7,170.00	468.59	9,744.33

* Interest rate for the period 1 October to 31 October: 0.12%pa (31 days)

how to make a transaction

online

Log in to www.macquarie.com.au/personal

by phone

Call 133 275 to make a phone transaction

transfers from another bank account

Transfer funds from another bank to this account:

BSB 182 222

ACCOUNT NO. 118706878

deposits using BPay

From another bank



Bill code: 20206
Ref: 118 706 878

continued on next



Macquarie Cash Management Account

MACQUARIE BANK LIMITED
ABN 46 008 583 542 AFSL 237502

enquiries 1800 806 310
transact@macquarie.com
www.macquarie.com.au

GPO Box 2520
Sydney, NSW 2001

1 Shelley Street
Sydney, NSW 2000



ROBCAM CONSULTING PTY LTD
C/- STIRLING SECURITIES (NSW) P/L
GPO BOX 7019
SYDNEY NSW 2001

account balance \$16,445.74
as at 30 Sep 21

account name ROBCAM CONSULTING PTY LTD ATF
CAMERON SUPERANNUATION FUND
account no. 118706878

transaction	description	debits	credits	balance
31.08.21	OPENING BALANCE			20,643.70
30.09.21	Interest MACQUARIE CMA INTEREST PAID*		2.04	20,645.74
30.09.21	Funds transfer R/P TO ANZ R B CAMERON	4,200.00		16,445.74
	CLOSING BALANCE AS AT 30 SEP 21	4,200.00	2.04	16,445.74

* Interest rate for the period 1 September to 30 September: 0.12%pa (30 days)

how to make a transaction

online
Log in to www.macquarie.com.au/personal


by phone
Call 133 275 to make a phone transaction

transfers from another bank account
Transfer funds from another bank to this account:
BSB 182 222
ACCOUNT NO. 118706878

deposits using BPay
From another bank

	Bill code: 20206
	Ref: 118 706 878

continued on next



Macquarie Cash Management Account

MACQUARIE BANK LIMITED
ABN 46 008 583 542 AFSL 237502

enquiries 1800 806 310
transact@macquarie.com
www.macquarie.com.au

GPO Box 2520
Sydney, NSW 2001



ROBCAM CONSULTING PTY LTD
C/- STIRLING SECURITIES (NSW) P/L
GPO BOX 7019
SYDNEY NSW 2001

1 Shelley Street
Sydney, NSW 2000

account balance \$20,643.70
as at 31 Aug 21

account name ROBCAM CONSULTING PTY LTD ATF
CAMERON SUPERANNUATION FUND
account no. 118706878

transaction	description	debits	credits	balance
31.07.21	OPENING BALANCE			26,160.97
31.08.21	Interest MACQUARIE CMA INTEREST PAID*		2.73	26,163.70
31.08.21	Funds transfer R/P TO ANZ R B CAMERON	4,200.00		21,963.70
31.08.21	Cheque CHEQUE WITHDRAWAL 000167	1,320.00		20,643.70
	CLOSING BALANCE AS AT 31 AUG 21	5,520.00	2.73	20,643.70

* Interest rate for the period 1 August to 31 August: 0.12%pa (31 days)

how to make a transaction

online
Log in to www.macquarie.com.au/personal

by phone
Call 133 275 to make a phone transaction

transfers from another bank account
Transfer funds from another bank to this account:
BSB 182 222
ACCOUNT NO. 118706878

deposits using BPay
From another bank



Billers code: 20206
Ref: 118 706 878

continued on next



Macquarie Cash Management Account

MACQUARIE BANK LIMITED
ABN 46 008 583 542 AFSL 237502

enquiries 1800 806 310
transact@macquarie.com
www.macquarie.com.au

GPO Box 2520
Sydney, NSW 2001

1 Shelley Street
Sydney, NSW 2000



ROBCAM CONSULTING PTY LTD
C/- STIRLING SECURITIES (NSW) P/L
GPO BOX 7019
SYDNEY NSW 2001

account balance **\$26,160.97**
as at 31 Jul 21

account name ROBCAM CONSULTING PTY LTD ATF
CAMERON SUPERANNUATION FUND
account no. 118706878

transaction	description	debits	credits	balance
30.06.21	OPENING BALANCE			30,357.90
30.07.21	Interest MACQUARIE CMA INTEREST PAID*		3.07	30,360.97
30.07.21	Funds transfer R/P TO ANZ R B CAMERON	4,200.00		26,160.97
	CLOSING BALANCE AS AT 31 JUL 21	4,200.00	3.07	26,160.97

* Interest rate for the period 1 July to 31 July: 0.12%pa (31 days)

how to make a transaction

online
Log in to www.macquarie.com.au/personal

by phone
Call 133 275 to make a phone transaction

transfers from another bank account
Transfer funds from another bank to this account:
BSB 182 222
ACCOUNT NO. 118706878

deposits using BPay
From another bank



Billers code: 20206
Ref: 118 706 878

continued on next