
Financial statements and reports for the year ended
30 June 2023

The P & L Green Superannuation Fund

Prepared for: Peter Green and Loretta Green

The P & L Green Superannuation Fund

Reports Index

Statement of Financial Position

Operating Statement

Notes to the Financial Statements

Trustees Declaration

Statement of Taxable Income

Investment Summary

Investment Income

The P & L Green Superannuation Fund
Statement of Financial Position

As at 30 June 2023

	Note	2023 \$	2022 \$
Assets			
Other Assets			
Cash at Bank	2	13,961	891,120
Term Deposits	2	800,000	0
Income Tax Refundable		0	730
Total Other Assets		<u>813,961</u>	<u>891,850</u>
Total Assets		<u>813,961</u>	<u>891,850</u>
Less:			
Liabilities			
Sundry Creditors		2,970	3,069
Total Liabilities		<u>2,970</u>	<u>3,069</u>
Net assets available to pay benefits		<u>810,991</u>	<u>888,781</u>
Represented by:			
Liability for accrued benefits allocated to members' accounts	3, 4		
Green, Peter - Accumulation		0	4,926
Green, Peter - Pension (Account Based Pension 4)		625,831	698,103
Green, Peter - Pension (Account Based Pension 5)		4,757	0
Green, Loretta - Accumulation		0	185,752
Green, Loretta - Pension (Account Based Pension 5)		180,403	0
Total Liability for accrued benefits allocated to members' accounts		<u>810,991</u>	<u>888,781</u>

The P & L Green Superannuation Fund

Operating Statement

For the year ended 30 June 2023

	Note	2023	2022
		\$	\$
Income			
Investment Income			
Interest Received		127	3
Transfers In		0	698,109
Total Income		<u>127</u>	<u>698,112</u>
Expenses			
Accountancy Fees		2,970	3,069
ATO Supervisory Levy		259	259
Bank Charges		120	120
		<u>3,349</u>	<u>3,448</u>
Member Payments			
Pensions Paid		30,297	0
Benefits Paid/Transfers Out		44,270	0
Total Expenses		<u>77,916</u>	<u>3,448</u>
Benefits accrued as a result of operations before income tax		<u>(77,789)</u>	<u>694,664</u>
Income Tax Expense	6	0	0
Benefits accrued as a result of operations		<u>(77,789)</u>	<u>694,664</u>

The P & L Green Superannuation Fund

Notes to the Financial Statements

For the year ended 30 June 2023

Note 1: Summary of Significant Accounting Policies

The trustees have prepared the financial statements on the basis that the Superannuation Fund is not a reporting entity because it is not publicly accountable and is not required by law or governing document to prepare financial statements that comply with Australian Accounting Standards. The financial statements are therefore special purpose financial statements that have been prepared in order to meet the requirements of the Superannuation Industry (Supervision) Act 1993 and associated Regulations, the trust deed of the Fund and the needs of members.

The financial statements have been prepared on a cash basis and are based on historical costs, except for investments which have been measured at market value.

The following significant accounting policies, which are consistent with the policies applied in the previous period unless otherwise stated, have been adopted in the preparation of the financial statements.

The financial statements were authorised for issue by the Trustee(s).

a. Measurement of Investments

The Fund initially recognises:

- (i) an investment when it controls the future economic benefits expected to flow from the asset. For financial assets, the trade date is considered to be the date on which control of the future economic benefits attributable to the asset passes to the Fund; and
- (ii) a financial liability on the date it becomes a party to the contractual provisions of the instrument.

Investments of the Fund have been measured at market value, which refers to the amount that a willing buyer could reasonably be expected to pay to acquire an asset from a willing seller if the following assumptions were made:

- that the buyer and the seller deal with each other at arm's length in relation to the sale;
- that the sale occurred after proper marketing of the asset; and
- that the buyer and the seller acted knowledgeably and prudentially in relation to the sale.

Market value has been determined as follows:

- (i) shares and other securities listed on the Australian Securities Exchange by reference to the relevant market quotations at the end of the reporting period;
- (ii) units in managed funds by reference to the unit redemption price at the end of the reporting period;
- (iii) fixed-interest securities by reference to the redemption price at the end of the reporting period;
- (iv) unlisted investments are stated at trustees' assessment based on estimated market value at balance date or where necessary, an external valuer's opinion; and
- (v) investment properties at the trustees' assessment of the market value or where necessary a qualified independent valuer's opinion at the end of reporting period.

b. Cash and Cash Equivalents

Cash and cash equivalents include cash on hand and at call, deposits with banks and short-term, highly liquid investments that are readily convertible to cash and subject to an insignificant risk of change in value.

c. Revenue

Interest revenue

Interest revenue is recognised in respect of fixed-interest securities, and cash and cash equivalent balances. Interest revenue is recognised upon receipt.

Dividend revenue

The P & L Green Superannuation Fund

Notes to the Financial Statements

For the year ended 30 June 2023

Dividend revenue is recognised when the dividend has been paid or, in the case of dividend reinvestment schemes, when the dividend is credited to the benefit of the fund.

Rental revenue

Upon entering into each contract as a lessor, the Fund assesses if the lease is a finance or operating lease. All leases have been assessed as operating leases. Rental revenue arising from operating leases on investment properties is recognised on straight-line basis over the term of the specific lease.

Distribution revenue

Distributions from unit trusts and managed funds are recognised as at the date the unit value is quoted ex-distribution and if not received at the end of the reporting period, are reflected in the statement of financial position as a receivable at market value.

Remeasurement changes in market values

Remeasurement changes in the market values of assets are recognised as income and determined as the difference between the market value at year-end or consideration received (if sold during the year) and the market value as at the prior year-end or cost (if acquired during the period).

Contributions

Contributions and transfers in are recognised when the control and the benefits from the revenue have been attained and are recorded by the Fund, gross of any taxes, in the period to which they relate.

d. Liability for Accrued Benefits

The liability for accrued benefits represents the Fund's present obligation to pay benefits to members and beneficiaries, and has been calculated as the difference between the carrying amount of the assets and the carrying amount of the other payables and income tax liabilities as at the end of the reporting period.

e. Goods and Services Tax (GST)

Revenues, expenses and assets are recognised net of the amount of GST, except where the amount of GST incurred is not recoverable from the Australian Taxation Office (ATO).

The net amount of GST recoverable from, or payable to, the ATO is included with other receivables or other payables in the statement of financial position.

f. Trade and Other Payables

Financial liabilities, such as trade creditors and other payables, are measured at the gross value of the outstanding balance at the end of the reporting period. The trustees have determined that the gross value of the Fund's financial liabilities is equivalent to the market value. Any remeasurement changes in the gross value of non-current financial liabilities (including liabilities for members' accrued benefits) are recognised in the operating statement in the periods in which they occur.

g. Critical Accounting Estimates and Judgements

The preparation of financial statements requires the trustees to make judgements, estimates and assumptions that affect the application of accounting policies and the reported amounts of assets and liabilities, income and expenses. Actual results may differ from these estimates.

Estimates and underlying assumptions are reviewed on an ongoing basis. Revisions to accounting estimates are recognised in the period in which the estimate is revised and in any future period affected.

Note 2: Banks and Term Deposits

	2023	2022
	\$	\$
Banks		

The P & L Green Superannuation Fund
Notes to the Financial Statements

For the year ended 30 June 2023

NAB Business Cash Maximiser Account	13,971	13,845
NAB Business Cheque Account	(10)	877,275
	<hr/>	<hr/>
	13,961	891,120
	<hr/>	<hr/>
	2023	2022
	\$	\$

Term Deposits

NAB Term Deposit #0295	800,000	0
	<hr/>	<hr/>
	800,000	0
	<hr/>	<hr/>

Note 3: Liability for Accrued Benefits

	2023	2022
	\$	\$
Liability for accrued benefits at beginning of year	888,781	194,117
Benefits accrued as a result of operations	(77,789)	694,664
Current year member movements	0	0
	<hr/>	<hr/>
Liability for accrued benefits at end of year	810,991	888,781
	<hr/>	<hr/>

Note 4: Vested Benefits

Vested benefits are benefits that are not conditional upon continued membership of the fund (or any factor other than resignation from the plan) and include benefits which members were entitled to receive had they terminated their fund membership as at the end of the reporting period.

	2023	2022
	\$	\$
Vested Benefits	810,991	888,781
	<hr/>	<hr/>

Note 5: Guaranteed Benefits

No guarantees have been made in respect of any part of the liability for accrued benefits.

Note 6: Income Tax Expense

The components of tax expense comprise	2023	2022
	\$	\$

The prima facie tax on benefits accrued before income tax is reconciled to the income tax as follows:

Prima facie tax payable on benefits accrued before income tax at 15%	(11,668)	104,200
Less:		
Tax effect of:		

The P & L Green Superannuation Fund

Notes to the Financial Statements

For the year ended 30 June 2023

Non Taxable Transfer In	0	104,716
Exempt Pension Income	19	0
Add:		
Tax effect of:		
SMSF Non-Deductible Expenses	502	0
Pension Payments	4,545	0
Benefit Payments	6,640	0
Tax Losses	0	517
Rounding	0	(1)
Less credits:		
Current Tax or Refund	<u>0</u>	<u>0</u>


The P & L Green Superannuation Fund Trustees Declaration

The trustees have determined that the Fund is not a reporting entity and that these special purpose financial statements should be prepared in accordance with the accounting policies described in Note 1 to the financial statements.

The trustees declare that:

- (i) the financial statements and notes to the financial statements for the year ended 30 June 2023 present fairly, in all material respects, the financial position of the Superannuation Fund at 30 June 2023 and the results of its operations for the year ended on that date in accordance with the accounting policies described in Note 1 to the financial statements;
- (ii) the financial statements and notes to the financial statements have been prepared in accordance with the requirements of the trust deed; and
- (iii) the operation of the superannuation fund has been carried out in accordance with its trust deed and in compliance with the requirements of the Superannuation Industry (Supervision) Act 1993 and associated Regulations during the year ended 30 June 2023.


Signed in accordance with a resolution of the trustees by:



.....

Peter Green

Trustee



.....

Loretta Green

Trustee

Dated:

6-12-23

The P & L Green Superannuation Fund
Statement of Taxable Income

For the year ended 30 June 2023

	2023
	\$
Benefits accrued as a result of operations	(77,789.00)
Less	
Exempt current pension income	126.00
	<hr/> 126.00
Add	
SMSF non deductible expenses	3,349.00
Pension Payments	30,297.00
Benefits Paid/Transfers Out	44,270.00
	<hr/> 77,916.00
SMSF Annual Return Rounding	(1.00)
	<hr/> 0.00
Taxable Income or Loss	<hr/> 0.00
Income Tax on Taxable Income or Loss	0.00
	<hr/>
CURRENT TAX OR REFUND	<hr/> 0.00
Supervisory Levy	259.00
	<hr/> 259.00
AMOUNT DUE OR REFUNDABLE	<hr/> 259.00

The P & L Green Superannuation Fund
Investment Summary Report

As at 30 June 2023

Investment	Units	Market Price	Market Value	Average Cost	Accounting Cost	Unrealised Gain/(Loss)	Gain/(Loss)%	Portfolio Weight%
Cash/Bank Accounts								
NAB Business Cash Maximiser Account		13,971.310000	13,971.31	13,971.31	13,971.31			1.72 %
NAB Business Cheque Account		(10.000000)	(10.00)	(10.00)	(10.00)			0.00 %
NAB Term Deposit #0295		800,000.000000	800,000.00	800,000.00	800,000.00			98.28 %
			813,961.31		813,961.31			100.00 %
			813,961.31		813,961.31		0.00 %	100.00 %

The P & L Green Superannuation Fund

Investment Income Report

As at 30 June 2023

Investment	Total Income			Interest/ Other	Franking Credits	Foreign Income	Foreign Credits * 1	Assessable Income (Excl. Capital Gains) * 2	TFN Credits	Other Deductions	Distributed Capital Gains	Non-Assessable Payments
	Income	Franked	Unfranked									
Cash at Bank												
NAB Business Cash Maximiser Account	126.79			126.79				126.79				
	126.79	0.00	0.00	126.79	0.00	0.00	0.00	126.79	0.00	0.00	0.00	0.00
	126.79	0.00	0.00	126.79	0.00	0.00	0.00	126.79	0.00	0.00	0.00	0.00

Assessable Income (Excl. Capital Gains) **126.79**

Net Capital Gain **0.00**

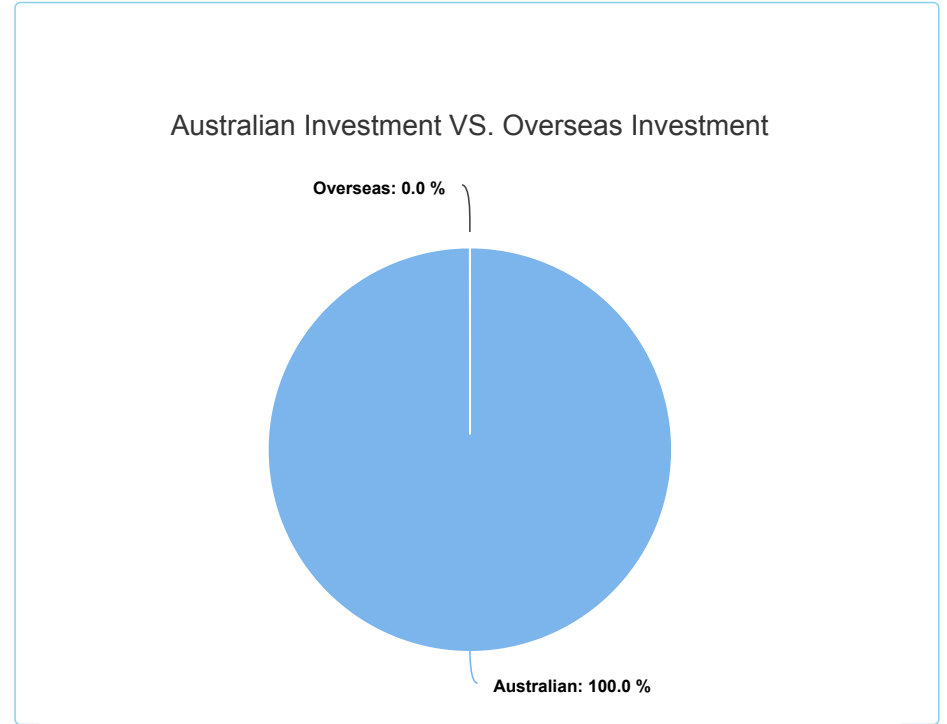
Total Assessable Income 126.79

*1 Includes foreign credits from foreign capital gains.

*2 Assessable Income in the SMSF Annual Return will be different as capital gains and losses from disposals of assets have not been included.

For a breakdown of Distributed Capital Gains and Non-Assessable Payments refer to Distributions Reconciliation Report. Includes foreign credits from foreign capital gains.

The P & L Green Superannuation Fund
Investment Income Report
As at 30 June 2023



The P & L Green Superannuation Fund

Members Statement

Peter Green
 49 Schirrmann Drive
 Maroochydore, Queensland, 4558, Australia

Your Details

Date of Birth :	Provided	Nominated Beneficiaries:	N/A
Age:	78	Nomination Type:	N/A
Tax File Number:	Provided	Vested Benefits:	
Date Joined Fund:	26/02/2008	Total Death Benefit:	0
Service Period Start Date:	14/05/1992	Current Salary:	0
Date Left Fund:		Previous Salary:	0
Member Code:	GREPET00006A	Disability Benefit:	0
Account Start Date:	26/02/2008		
Account Phase:	Accumulation Phase		
Account Description:	Accumulation		

Your Balance

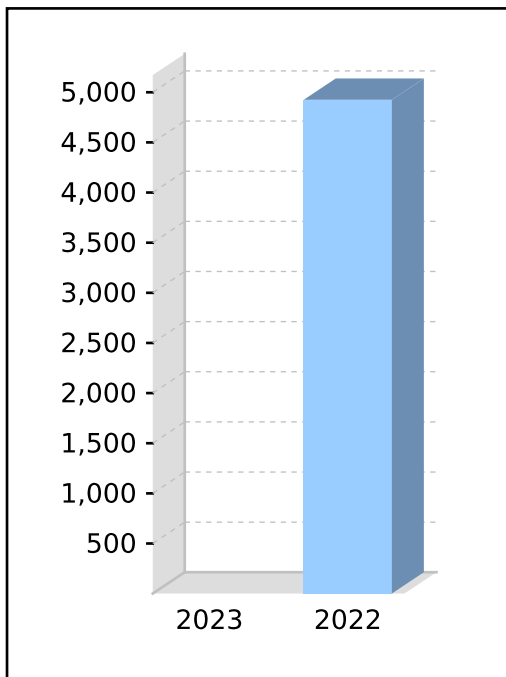
Total Benefits

Preservation Components

- Preserved
- Unrestricted Non Preserved
- Restricted Non Preserved

Tax Components

- Tax Free
- Taxable



Your Detailed Account Summary

	This Year	Last Year
Opening balance at 01/07/2022	4,926	
<u>Increases to Member account during the period</u>		
Employer Contributions		
Personal Contributions (Concessional)		
Personal Contributions (Non Concessional)		
Government Co-Contributions		
Other Contributions		
Proceeds of Insurance Policies		
Transfers In		698,109
Net Earnings		(116)
Internal Transfer In		5,041
<u>Decreases to Member account during the period</u>		
Pensions Paid		
Contributions Tax		
Income Tax		
No TFN Excess Contributions Tax		
Excess Contributions Tax		
Refund Excess Contributions		
Division 293 Tax		
Insurance Policy Premiums Paid		
Management Fees		
Member Expenses		
Benefits Paid/Transfers Out		
Superannuation Surcharge Tax		
Internal Transfer Out	4,926	698,109
Closing balance at 30/06/2023	0	4,925

The P & L Green Superannuation Fund

Members Statement

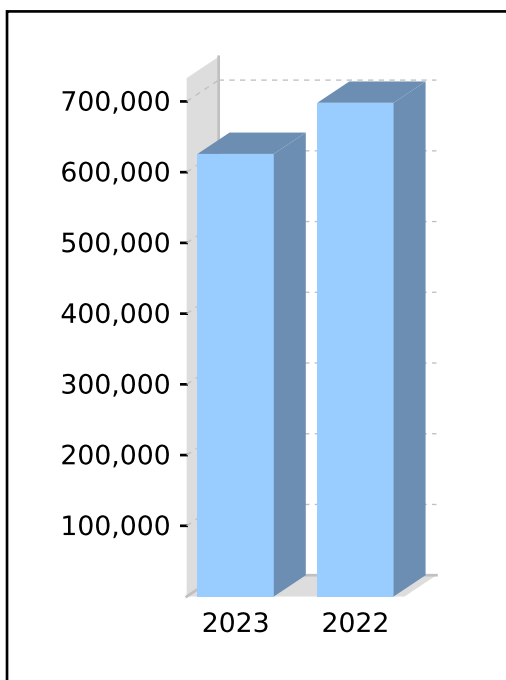
Peter Green
 49 Schirrmann Drive
 Maroochydore, Queensland, 4558, Australia

Your Details

Date of Birth :	Provided	Nominated Beneficiaries:	N/A
Age:	78	Nomination Type:	N/A
Tax File Number:	Provided	Vested Benefits:	625,831
Date Joined Fund:	26/02/2008	Total Death Benefit:	625,831
Service Period Start Date:	14/05/1992	Current Salary:	0
Date Left Fund:		Previous Salary:	0
Member Code:	GREPET00019P	Disability Benefit:	0
Account Start Date:	28/06/2022		
Account Phase:	Retirement Phase		
Account Description:	Account Based Pension 4		

Your Balance

Total Benefits	625,831
<u>Preservation Components</u>	
Preserved	
Unrestricted Non Preserved	625,831
Restricted Non Preserved	
<u>Tax Components</u>	
Tax Free (0.02%)	111
Taxable	625,720



Your Detailed Account Summary

	This Year	Last Year
Opening balance at 01/07/2022	698,103	
<u>Increases to Member account during the period</u>		
Employer Contributions		
Personal Contributions (Concessional)		
Personal Contributions (Non Concessional)		
Government Co-Contributions		
Other Contributions		
Proceeds of Insurance Policies		
Transfers In		
Net Earnings	(2,495)	(7)
Internal Transfer In		698,109
<u>Decreases to Member account during the period</u>		
Pensions Paid	25,507	
Contributions Tax		
Income Tax		
No TFN Excess Contributions Tax		
Excess Contributions Tax		
Refund Excess Contributions		
Division 293 Tax		
Insurance Policy Premiums Paid		
Management Fees		
Member Expenses		
Benefits Paid/Transfers Out	44,270	
Superannuation Surcharge Tax		
Internal Transfer Out		
Closing balance at 30/06/2023	625,831	698,102

The P & L Green Superannuation Fund

Members Statement

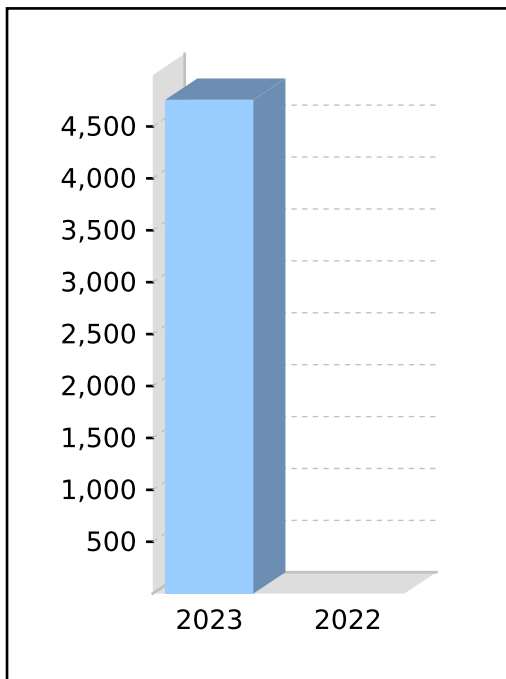
Peter Green
 49 Schirrmann Drive
 Maroochydore, Queensland, 4558, Australia

Your Details

Date of Birth :	Provided	Nominated Beneficiaries:	N/A
Age:	78	Nomination Type:	N/A
Tax File Number:	Provided	Vested Benefits:	4,757
Date Joined Fund:	26/02/2008	Total Death Benefit:	4,757
Service Period Start Date:	14/05/1992	Current Salary:	0
Date Left Fund:		Previous Salary:	0
Member Code:	GREPET00020P	Disability Benefit:	0
Account Start Date:	01/07/2022		
Account Phase:	Retirement Phase		
Account Description:	Account Based Pension 5		

Your Balance

Total Benefits	4,757
<u>Preservation Components</u>	
Preserved	
Unrestricted Non Preserved	4,757
Restricted Non Preserved	
<u>Tax Components</u>	
Tax Free (0.30%)	14
Taxable	4,743



Your Detailed Account Summary

	This Year	Last Year
Opening balance at 01/07/2022		
<u>Increases to Member account during the period</u>		
Employer Contributions		
Personal Contributions (Concessional)		
Personal Contributions (Non Concessional)		
Government Co-Contributions		
Other Contributions		
Proceeds of Insurance Policies		
Transfers In		
Net Earnings	(19)	
Internal Transfer In	4,926	
<u>Decreases to Member account during the period</u>		
Pensions Paid	150	
Contributions Tax		
Income Tax		
No TFN Excess Contributions Tax		
Excess Contributions Tax		
Refund Excess Contributions		
Division 293 Tax		
Insurance Policy Premiums Paid		
Management Fees		
Member Expenses		
Benefits Paid/Transfers Out		
Superannuation Surcharge Tax		
Internal Transfer Out		
Closing balance at 30/06/2023	4,757	0

The P & L Green Superannuation Fund

Members Statement

Loretta Green
 49 Schirrmann Drive
 Maroochydore, Queensland, 4558, Australia

Your Details

Date of Birth :	Provided	Nominated Beneficiaries:	N/A
Age:	69	Nomination Type:	N/A
Tax File Number:	Provided	Vested Benefits:	
Date Joined Fund:	26/02/2008	Total Death Benefit:	0
Service Period Start Date:		Current Salary:	0
Date Left Fund:		Previous Salary:	0
Member Code:	GRELOR00004A	Disability Benefit:	0
Account Start Date:	26/02/2008		
Account Phase:	Accumulation Phase		
Account Description:	Accumulation		

Your Balance

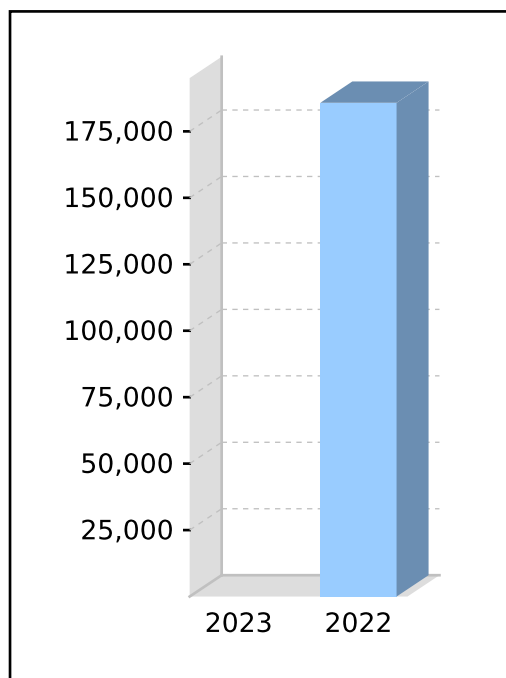
Total Benefits

Preservation Components

Preserved
 Unrestricted Non Preserved
 Restricted Non Preserved

Tax Components

Tax Free
 Taxable



Your Detailed Account Summary

	This Year	Last Year
Opening balance at 01/07/2022	185,752	
<u>Increases to Member account during the period</u>		
Employer Contributions		
Personal Contributions (Concessional)		
Personal Contributions (Non Concessional)		
Government Co-Contributions		
Other Contributions		
Proceeds of Insurance Policies		
Transfers In		
Net Earnings		(3,323)
Internal Transfer In		189,075
<u>Decreases to Member account during the period</u>		
Pensions Paid		
Contributions Tax		
Income Tax		
No TFN Excess Contributions Tax		
Excess Contributions Tax		
Refund Excess Contributions		
Division 293 Tax		
Insurance Policy Premiums Paid		
Management Fees		
Member Expenses		
Benefits Paid/Transfers Out		
Superannuation Surcharge Tax		
Internal Transfer Out	185,752	
Closing balance at 30/06/2023	0	185,752

The P & L Green Superannuation Fund

Members Statement

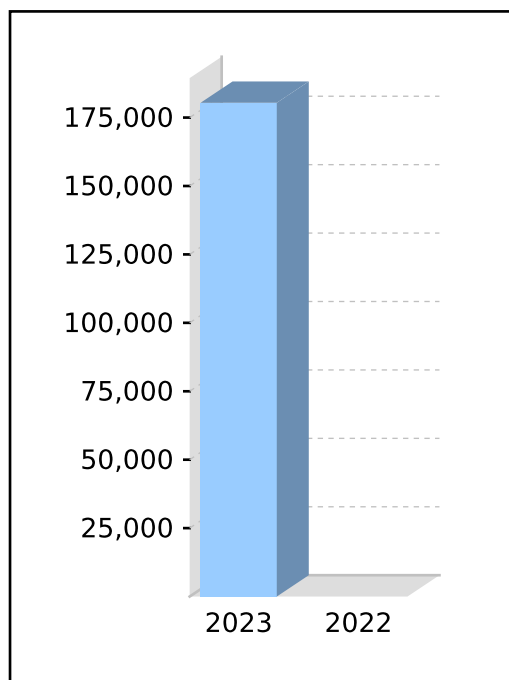
Loretta Green
 49 Schirrmann Drive
 Maroochydore, Queensland, 4558, Australia

Your Details

Date of Birth :	Provided	Nominated Beneficiaries:	N/A
Age:	69	Nomination Type:	N/A
Tax File Number:	Provided	Vested Benefits:	180,403
Date Joined Fund:	26/02/2008	Total Death Benefit:	180,403
Service Period Start Date:		Current Salary:	0
Date Left Fund:		Previous Salary:	0
Member Code:	GRELOR00011P	Disability Benefit:	0
Account Start Date:	01/07/2022		
Account Phase:	Retirement Phase		
Account Description:	Account Based Pension 5		

Your Balance

Total Benefits	180,403
<u>Preservation Components</u>	
Preserved	
Unrestricted Non Preserved	181,289
Restricted Non Preserved	
<u>Tax Components</u>	
Tax Free (82.40%)	148,651
Taxable	31,751



Your Detailed Account Summary

	This Year	Last Year
Opening balance at 01/07/2022		
<u>Increases to Member account during the period</u>		
Employer Contributions		
Personal Contributions (Concessional)		
Personal Contributions (Non Concessional)		
Government Co-Contributions		
Other Contributions		
Proceeds of Insurance Policies		
Transfers In		
Net Earnings	(709)	
Internal Transfer In	185,752	
<u>Decreases to Member account during the period</u>		
Pensions Paid	4,640	
Contributions Tax		
Income Tax		
No TFN Excess Contributions Tax		
Excess Contributions Tax		
Refund Excess Contributions		
Division 293 Tax		
Insurance Policy Premiums Paid		
Management Fees		
Member Expenses		
Benefits Paid/Transfers Out		
Superannuation Surcharge Tax		
Internal Transfer Out		
Closing balance at 30/06/2023	180,403	0