
Workpapers - 2022 Financial Year

MICHAEL CLUKEY SUPER

Preparer: Shelley Lian

Reviewer: Steven Lee

Printed: 14 July 2023

Lead Schedule

2022 Financial Year

Code	Workpaper	CY Balance	LY Balance	Change	Status
23800	Distributions Received		(\$2,856.43)	100%	Completed
23900	Dividends Received	(\$18,773.85)	(\$8,204.89)	128.81%	Completed
24200	Contributions	(\$27,468.00)	(\$25,694.20)	6.9%	Completed
24602	Forex Gains/(Losses) - Unrealised	(\$82.41)		100%	Completed
24700	Changes in Market Values of Investments	\$46,184.60	(\$206,637.92)	(122.35)%	Completed
25000	Interest Received	(\$9.56)	(\$29.55)	(67.65)%	Completed
26500	Other Investment Income	(\$63.07)		100%	Completed
30100	Accountancy Fees	\$550.00	\$620.00	(11.29)%	Completed
30400	ATO Supervisory Levy	\$259.00	\$259.00	0%	Completed
30700	Auditor's Remuneration	\$550.00	\$450.00	22.22%	Completed
48500	Income Tax Expense	\$1,125.24	\$24,653.15	(95.44)%	Completed
49000	Profit/Loss Allocation Account	(\$2,271.95)	\$217,440.84	(101.04)%	Completed
50000	Members	(\$751,008.39)	(\$753,280.34)	(0.3)%	Completed
60400	Bank Accounts	\$1,146.99	\$4,912.98	(76.65)%	Completed
74700	Managed Investments (Australian)	\$795,390.63	\$371,846.85	113.9%	Completed
77700	Shares in Listed Companies (Overseas)		\$423,902.26	100%	Completed

Code	Workpaper	CY Balance	LY Balance	Change	Status
85000	Income Tax Payable /Refundable	(\$9,733.06)	(\$6,997.12)	39.1%	Completed
88000	Sundry Creditors	(\$1,100.00)	(\$1,070.00)	2.8%	Completed
89000	Deferred Tax Liability/Asset	(\$34,696.17)	(\$39,314.63)	(11.75)%	Completed
A	Financial Statements				Completed
B	Permanent Documents				Completed
C	Other Documents				Completed
D	Pension Documentation				Completed
E	Estate Planning				Completed

23800 - Distributions Received

2022 Financial Year

Preparer Shelley Lian

Reviewer Steven Lee

Status Completed

Account Code	Description	CY Balance	LY Balance	Change
IVV.AX	Ishares S&p 500 Etf		(\$2,856.43)	100%
MICLIBAC	Interactive Brokers Account			0%
TOTAL		CY Balance	LY Balance	
			(\$2,856.43)	

Supporting Documents

- Distribution Reconciliation Report [Report](#)

Standard Checklist

- Attach a copy of all Tax Statements
- Attach a copy of Distribution Reconciliation Report
- Ensure all Distributions have been reviewed on [Distribution Tax Automation](#)

MICHAEL CLUKEY SUPER

Distribution Reconciliation Report

For The Period 01 July 2021 - 30 June 2022

Date	Payment Received	Non Primary Production Income (A) * ₁			Distributed Capital Gains (B) * ₂					Foreign Income * ₃		Non-Assessable			Taxable Income
		Franked	Unfranked	Interest/ Other	Franking Credits	Discounted (After Discount)	Rate * ₅	CGT Concession	Indexed	Other	Foreign Income	Foreign Credits	Tax Exempt	Tax Free	
Managed Investments (Australian)															
MICLIBAC Interactive Brokers Account															
30/06/2022	0.00						S								0.00
	0.00														0.00
	0.00														0.00

MICHAEL CLUKEY SUPER

Distribution Reconciliation Report

For The Period 01 July 2021 - 30 June 2022

Date	Payment Received	Non Primary Production Income (A) * ₁		Interest/ Other	Franking Credits	Discounted (After Discount)	Distributed Capital Gains (B) * ₂			Other	Foreign Income * ₃		Non-Assessable			Taxable Income
		Franked	Unfranked				Rate * ₅	CGT Concession	Indexed		Foreign Income	Foreign Credits	Tax Exempt	Tax Free	Tax Deferred / AMIT * ₆	
TOTAL	0.00															0.00

Total Distributed Gains

Discount Rate	Discounted	Gross
Superfund 1/3	0.00	0.00
Individual 50%(I)	0.00	0.00
Total	0.00	0.00

*₁ Summary of Non Primary Production Income (A)

Tax Label	Franked	Unfranked	Interest/Other	Less Other Deduction	Income Before Credits * ₇	Franking Credits	Total Including Credits
11M Gross trust distributions					0.00		0.00

*₂ Forms part of the Net Capital Gains calculation for Tax Label 11A.

*₃ Forms part of the Foreign Credits calculation for Tax Label 11D, D1, 13C1.

*₄ Taxable Income is designed to match Tax Statement provided by Fund Manager.

Taxable Income in the SMSF Annual Return will be different due to application of Capital Losses in Net Capital Gain calculation and application of different discount method.

*₅ This is the discount rate selected for the transaction. "S" being Super Funds at 1/3 and "I" being Individual at 50%.

*₆ AMIT cost base net increase is reflected as negative amount i.e. negative tax deferred and AMIT cost base net decrease is reflected as positive amount i.e. positive tax deferred.

*₇ Sum of Income Before Credits reconciles with Taxable Trust Distributions in Statement of Taxable Income.

^ Variance between Payment Received and Net Cash Distribution.

23900 - Dividends Received

2022 Financial Year

Preparer Shelley Lian

Reviewer Steven Lee

Status Completed

Account Code	Description	CY Balance	LY Balance	Change
BAC.NYE	Bank Amer Corp Com (BAC)		(\$2,195.85)	100%
KHC.NDQ	Kraft Heinz Co (KHC)		(\$433.72)	100%
MDLZ.NDQ	Mondelez Intl Inc Cl A (MDLZ) (formerly knwn an Kraft Foods Inc Cl a (KFT))	(\$268.50)	(\$962.53)	(72.1)%
MICLIBAC	Interactive Brokers Account	(\$18,228.71)		100%
TSCO.L	Tesco Plc Shs (TSCDF)	(\$276.64)	(\$3,318.22)	(91.66)%
WFC.NYE	Wells Fargo & Co New Com (WFC)		(\$1,294.57)	100%
TOTAL		CY Balance	LY Balance	
		(\$18,773.85)	(\$8,204.89)	

Supporting Documents

- Dividend Reconciliation Report [Report](#)
- Investment Income Comparison Report [Report](#)
- Dividend_MDLZ.pdf [MDLZ.NDQ](#)
- Dividend_TSCO.pdf [TSCO.L](#)

Standard Checklist

- Attach copies of all dividend statements
- Attach copy of Dividend Reconciliation Report
- Attach copy of Investment Income Comparison Report

MICHAEL CLUKEY SUPER

Dividend Reconciliation Report

For The Period 01 July 2021 - 30 June 2022

Date	Net Payment Received	Australian Income			Foreign Income			Withheld		
		Unfranked	Franked	Franking Credits	Foreign Income	Foreign Credits	NZ Credits	TFN Withheld	Non-Resident	LIC Deduction
Managed Investments (Australian)										
MICLIBAC Interactive Brokers Account										
30/06/2022	18,228.71	11,363.97			6,864.74	1,123.91				
	18,228.71	11,363.97			6,864.74	1,123.91				
	18,228.71	11,363.97			6,864.74	1,123.91				
Shares in Listed Companies (Overseas)										
MDLZ.NDQ Mondelez Intl Inc Cl A (MDLZ) (formerly knwn an Kraft Foods Inc Cl a (KFT))										
19/07/2021	268.50				268.50	47.39				
	268.50				268.50	47.39				
TSCO.L Tesco Plc Shs (TSCDF)										
07/07/2021	276.64				276.64					
	276.64				276.64					
	545.14				545.14	47.39				

MICHAEL CLUKEY SUPER
Dividend Reconciliation Report

For The Period 01 July 2021 - 30 June 2022

Date	Net Payment Received	Australian Income			Foreign Income			Withheld		
		Unfranked	Franked	Franking Credits	Foreign Income	Foreign Credits	NZ Credits	TFN Withheld	Non-Resident	LIC Deduction
TOTAL	18,773.85	11,363.97			7,409.88	1,171.30				

Tax Return Reconciliation

	Totals	Tax Return Label
Unfranked	11,363.97	J
Franked Dividends		K
Franking Credits		L


MICHAEL CLUKEY SUPER

Investment Income Comparison Report

As at 30 June 2022

Investment	Ledger Data			ASX & UUT Data						
	Transaction Date	Income Amount	Franking Credit	Date Payable	Ex Div/Dist Date	Units On Hand	45 Day Qualified	Amount per share/unit	Estimated Income	Estimated Franking*
Unreconciled										
Managed Investments (Australian)										
MICLIBAC	Interactive Brokers Account	30/06/2022	18,228.71	0.00						
			18,228.71	0.00						
Shares in Listed Companies (Overseas)										
MDLZ.NDQ	Mondelez Intl Inc Cl A (MDLZ) (formerly known as Kraft Foods Inc Cl A (KFT))	19/07/2021	268.50							
TSCO.L	Tesco Plc Shs (TSCDF)	07/07/2021	276.64							
			545.14							
			18,773.85	0.00						

*Franking credit is estimated using 45 day qualified units. The estimation might not be accurate for preference shares and hedging arrangements.



FR

Invia Custodian Pty Limited
MICHAEL CLUKEY SUPER
6 Hale Street
KEW EAST VIC 3102

19/07/2021

M1495666B - 81INTL

Dear Sir/Madam,

Please find below details of the recent dividend for **MONDELEZ INTL INC:****DIVIDEND STATEMENT**

Exchange: NASDAQ: United States Dollar		
Security Name: MDLZ:US MONDELEZ INTL INC:		
No. of Securities held:		750
Record Date:		30/06/2021
Payment Date:		14/07/2021
Dividend Rate:	USD	0.32
Gross Dividend:	USD	236.25
Less Withholding Tax:	USD	35.44
NET Dividend:	USD	200.81
AUD equivalent:	AUD	268.50


Conversion Rate USD 0.747890 to AUD 1.0000

Please be advised that we have credited the above mentioned funds to your nominated bank account.

Should you have any further queries, please contact your advisor.

Yours faithfully

International Settlements
JBWere Limited



FR

Invia Custodian Pty Limited
MICHAEL CLUKEY SUPER
6 Hale Street
KEW EAST VIC 3102

07/07/2021

M1495666B - 81INTL

Dear Sir/Madam,

Please find below details of the recent dividend for **TESCO PLC**:**DIVIDEND STATEMENT**

Exchange: London Stock Exchange		
Security Name: TSCO:LN TESCO PLC:		
No. of Securities held:		2,530
Record Date:		21/05/2021
Payment Date:		02/07/2021
Dividend Rate:	GBP	0.06
Gross Dividend:	GBP	150.54
Less Withholding Tax:	GBP	0.00
NET Dividend:	GBP	150.54
AUD equivalent:	AUD	276.64

Conversion Rate GBP 0.544177 to AUD 1.0000

Please be advised that we have credited the above mentioned funds to your nominated bank account.

Should you have any further queries, please contact your advisor.

Yours faithfully

**International Settlements
JBWere Limited**

24200 - Contributions

2022 Financial Year

Preparer Shelley Lian

Reviewer Steven Lee

Status Completed

Account Code	Description	CY Balance	LY Balance	Change
CLUMIC00001A	(Contributions) Cluskey, Michael John - Accumulation (Accumulation)	(\$27,468.00)	(\$25,694.20)	6.9%
TOTAL		CY Balance	LY Balance	
		(\$27,468.00)	(\$25,694.20)	

Supporting Documents

- Contributions Breakdown Report [Report](#)

Standard Checklist

- Attach copies of S290-170 notices (if necessary)
- Attach copy of Contributions Breakdown Report
- Attach SuperStream Contribution Data Report
- Check Fund is registered for SuperStream (if necessary)
- Ensure all Contributions have been allocated from Bank Accounts
- Ensure Work Test is satisfied if members are over 65

MICHAEL CLUKEY SUPER

Contributions Breakdown Report

For The Period 01 July 2021 - 30 June 2022

Summary

Member	D.O.B	Age (at 30/06/2021)	Total Super Balance (at 30/06/2021) *1	Concessional	Non-Concessional	Other	Reserves	Total
Cluskey, Michael John	Provided	46	753,280.34	27,468.00	0.00	0.00	0.00	27,468.00
All Members				27,468.00	0.00	0.00	0.00	27,468.00

*1 TSB can include information external to current fund's transaction records. The amount is per individual across all funds.

Contribution Caps

Member	Contribution Type	Contributions	Cap	Current Position
Cluskey, Michael John	Concessional	27,468.00	27,500.00	32.00 Below Cap
	Non-Concessional	0.00	110,000.00	110,000.00 Below Cap

Carry Forward Unused Concessional Contribution Cap

Member	2017	2018	2019	2020	2021	2022	Current Position
Cluskey, Michael John							
Concessional Contribution Cap	30,000.00	25,000.00	25,000.00	25,000.00	25,000.00	27,500.00	
Concessional Contribution	19,615.60	20,048.80	20,531.40	21,002.60	25,694.20	27,468.00	
Unused Concessional Contribution	0.00	0.00	4,468.60	3,997.40	0.00	32.00	
Cumulative Carry Forward Unused	N/A	N/A	0.00	0.00	0.00	0.00	
Maximum Cap Available	30,000.00	25,000.00	25,000.00	25,000.00	25,000.00	27,500.00	32.00 Below Cap
Total Super Balance	0.00	501,943.33	565,328.87	612,790.92	535,839.50	753,280.34	

NCC Bring Forward Caps

Member	Bring Forward Cap	2019	2020	2021	2022	Total	Current Position
Cluskey, Michael John	N/A	0.00	0.00	0.00	0.00	N/A	Bring Forward Not Triggered

Cluskey, Michael John

Date	Transaction Description	Ledger Data				SuperStream Data					
		Contribution Type	Concessional	Non-Concession	Other	Reserves	Contribution	Employer	Concessional	Non-Concess	Other
16/07/2021	Inward Credit Direct Entry QUICKSUPER QUICKSPR3006942 150 0361578	Employer	2,833.33								
13/08/2021	Inward Credit Direct Entry QUICKSUPER QUICKSPR3024886 980 0361578	Employer	2,833.33								
17/09/2021	Inward Credit Direct Entry QUICKSUPER QUICKSPR3047589 006 0361578	Employer	225.34								
18/10/2021	Inward Credit Direct Entry QUICKSUPER QUICKSPR3067035 610 0361578	Employer	2,833.33								
16/11/2021	Inward Credit Direct Entry QUICKSUPER QUICKSPR3086176 909 0361578	Employer	2,833.33								
16/12/2021	Inward Credit Direct Entry QUICKSUPER QUICKSPR3107163 772 0361578	Employer	225.34								
17/01/2022	Inward Credit Direct Entry QUICKSUPER QUICKSPR3125834 473 0361578	Employer	2,833.33								
28/01/2022	Inward Credit Direct Entry QUICKSUPER QUICKSPR3133024 357 0361578	Employer	3,058.67								
22/04/2022	Inward Credit Direct Entry QUICKSUPER QUICKSPR3191033 482 0361578	Employer	3,333.33								
19/05/2022	Inward Credit	Employer	2,558.67								

Direct Entry
QUICKSUPER
QUICKSPR3209891
407 0361578
Inward Credit Direct
Entry QUICKSUPER
QUICKSPR3231086
303 0361578

17/06/2022

Employer

3,900.00

Total - Cluskey, Michael John

27,468.00 0.00 0.00 0.00

0.00 0.00 0.00

Total for All Members

27,468.00 0.00 0.00 0.00

24602 - Forex Gains/(Losses) - Unrealised

2022 Financial Year

Preparer Shelley Lian

Reviewer Steven Lee

Status Completed

Account Code	Description	CY Balance	LY Balance	Change
24602	Forex Gains/(Losses) - Unrealised	(\$82.41)		100%
TOTAL		CY Balance	LY Balance	
		(\$82.41)		

Supporting Documents

- General Ledger [Report](#)

Standard Checklist

- Attach all supporting Documentation
- Has the Fund received any non-arm's length income? If so, it may be taxed at 47%

MICHAEL CLUKEY SUPER

General Ledger

As at 30 June 2022

Transaction Date	Description	Units	Debit	Credit	Balance \$
Forex Gains/(Losses) - Unrealised (24602)					
<u>Forex Gains/(Losses) - Unrealised (24602)</u>					
30/06/2022	2022			82.41	82.41 CR
				82.41	82.41 CR

Total Debits: 0.00

Total Credits: 82.41

24700 - Changes in Market Values of Investments

2022 Financial Year

Preparer Shelley Lian

Reviewer Steven Lee

Status Completed

Account Code	Description	CY Balance	LY Balance	Change
24700	Changes in Market Values of Investments	\$46,184.60	(\$206,637.92)	(122.35)%
TOTAL		CY Balance	LY Balance	
		\$46,184.60	(\$206,637.92)	

Supporting Documents

- Net Capital Gains Reconciliation [Report](#)
- Market Movement [Report](#)
- Realised Capital Gain Report [Report](#)

Standard Checklist

- Attach copies of Source Documentation (Contract Notes, Broker Statements, Chess Statements, Contracts of Sale, Managed Fund Statements etc)
- Attach copy of Market Movement report
- Attach copy of Net Capital Gains Reconciliation
- Attach copy of Realised Capital Gain Report
- Ensure all Asset Disposals have been entered
- Ensure all Market Values have been entered for June 30
- Ensure all Tax Deferred Distributions have been entered

MICHAEL CLUKEY SUPER Market Movement Report

As at 30 June 2022

Investment	Date	Description	Unrealised				Realised			Total
			Units	Accounting Cost Movement	Market Movement	Depreciation	Balance	Consideration	Accounting Cost Base	
BAC.NYE - Bank Amer Corp Com (BAC)										
	01/07/2021	Opening Balance	2,275.00	0.00	0.00	0.00	124,764.87	0.00	0.00	0.00
	01/07/2021	Disposal	(2,275.00)	(15,968.04)	0.00	0.00	108,796.83	15,968.04	15,968.04	0.00
	01/07/2021	Writeback	0.00	0.00	(108,796.83)	0.00	0.00	0.00	0.00	0.00
	30/06/2022		0.00	(15,968.04)	(108,796.83)	0.00	0.00	15,968.04	15,968.04	0.00
BRK.B.NYE - Berkshire Hathaway Inc Dec Cl B New (BRK B)										
	01/07/2021	Opening Balance	154.00	0.00	0.00	0.00	56,929.61	0.00	0.00	0.00
	01/07/2021	Disposal	(154.00)	(11,518.96)	0.00	0.00	45,410.65	11,518.96	11,518.96	0.00
	01/07/2021	Writeback	0.00	0.00	(45,410.65)	0.00	0.00	0.00	0.00	0.00
	30/06/2022		0.00	(11,518.96)	(45,410.65)	0.00	0.00	11,518.96	11,518.96	0.00
KHC.NDQ - Kraft Heinz Co (KHC)										
	01/07/2021	Opening Balance	250.00	0.00	0.00	0.00	13,560.78	0.00	0.00	0.00
	01/07/2021	Disposal	(250.00)	(24,250.57)	0.00	0.00	(10,689.79)	24,250.57	24,250.57	0.00
	01/07/2021	Writeback	0.00	0.00	10,689.79	0.00	0.00	0.00	0.00	0.00
	30/06/2022		0.00	(24,250.57)	10,689.79	0.00	0.00	24,250.57	24,250.57	0.00
MDLZ.NDQ - Mondelez Intl Inc Cl A (MDLZ) (formerly knwn an Kraft Foods Inc Cl a (KFT))										
	01/07/2021	Opening Balance	750.00	0.00	0.00	0.00	62,290.50	0.00	0.00	0.00
	01/07/2021	Disposal	(750.00)	(15,353.54)	0.00	0.00	46,936.96	15,353.54	15,353.54	0.00
	01/07/2021	Writeback	0.00	0.00	(46,936.96)	0.00	0.00	0.00	0.00	0.00
	30/06/2022		0.00	(15,353.54)	(46,936.96)	0.00	0.00	15,353.54	15,353.54	0.00
MICLIBAC - Interactive Brokers Account										
	01/07/2021	Opening Balance	1.00	0.00	0.00	0.00	371,846.85	0.00	0.00	0.00
	01/07/2021	Instalment	0.00	167,682.17	0.00	0.00	539,529.02	0.00	0.00	0.00
	20/09/2021	Instalment	0.00	7,075.00	0.00	0.00	546,604.02	0.00	0.00	0.00
	23/02/2022	Instalment	0.00	11,790.00	0.00	0.00	558,394.02	0.00	0.00	0.00
	21/06/2022	Instalment	0.00	8,650.00	0.00	0.00	567,044.02	0.00	0.00	0.00
	30/06/2022	Revaluation	0.00	0.00	18,311.12	0.00	585,355.14	0.00	0.00	0.00
	30/06/2022	Instalment	0.00	310,875.62	0.00	0.00	896,230.76	0.00	0.00	0.00
	30/06/2022	Revaluation	0.00	0.00	(310,875.62)	0.00	585,355.14	0.00	0.00	0.00
	30/06/2022	Revaluation	0.00	0.00	210,035.49	0.00	795,390.63	0.00	0.00	0.00
	30/06/2022		1.00	506,072.79	(82,529.01)	0.00	795,390.63	0.00	0.00	0.00

MICHAEL CLUKEY SUPER
Market Movement Report

As at 30 June 2022

Investment	Date	Description	Unrealised				Realised			Total
			Units	Accounting Cost Movement	Market Movement	Depreciation	Balance	Consideration	Accounting Cost Base	
TSCO.L - Tesco Plc Shs (TSCDF)										
	01/07/2021	Opening Balance	2,530.00	0.00	0.00	0.00	10,389.70	0.00	0.00	0.00
	01/07/2021	Disposal	(2,530.00)	(21,672.22)	0.00	0.00	(11,282.52)	21,672.22	21,672.22	0.00
	01/07/2021	Writeback	0.00	0.00	11,282.52	0.00	0.00	0.00	0.00	0.00
	30/06/2022		0.00	(21,672.22)	11,282.52	0.00	0.00	21,672.22	21,672.22	0.00
WFC.NYE - Wells Fargo & Co New Com (WFC)										
	01/07/2021	Opening Balance	2,589.00	0.00	0.00	0.00	155,966.80	0.00	0.00	0.00
	01/07/2021	Disposal	(2,589.00)	(78,918.84)	0.00	0.00	77,047.96	78,918.84	78,918.84	0.00
	01/07/2021	Writeback	0.00	0.00	(77,047.96)	0.00	0.00	0.00	0.00	0.00
	30/06/2022		0.00	(78,918.84)	(77,047.96)	0.00	0.00	78,918.84	78,918.84	0.00
Total Market Movement					(338,749.10)					0.00
										(338,749.10)

MICHAEL CLUKEY SUPER

Realised Capital Gains Report

For The Period 01 July 2021 - 30 June 2022

Investment		Accounting Treatment				Tax Treatment						
Purchase Contract Date	Disposal Contract Date	Units	Cost	Proceeds	Accounting Profit/(Loss)	Adjusted Cost Base	Reduced Cost Base	Indexed Cost Base	Indexed Gains	Discounted Gains (Gross)	Other Gains	Capital Loss
Managed Investments (Australian)												
MICLIBAC - Interactive Brokers Account												
		0.00	0.00	0.00	0.00	0.00	0.00	0.00	0.00	0.00	103.52	(46.49)
		0.00	0.00	0.00	0.00	0.00	0.00	0.00	0.00	0.00	103.52	(46.49)
		0.00	0.00	0.00	0.00	0.00	0.00	0.00	0.00	0.00	103.52	(46.49)
Shares in Listed Companies (Overseas)												
BAC.NYE - Bank Amer Corp Com (BAC)												
24/07/2012	01/07/2021	1,575.00	10,916.34	11,054.80	138.46	10,916.34	10,916.34	0.00	0.00	138.46	0.00	0.00
21/05/2012	01/07/2021	700.00	5,051.70	4,913.24	(138.46)	5,051.70	5,051.70	0.00	0.00	0.00	0.00	(138.46)
		2,275.00	15,968.04	15,968.04	0.00	15,968.04	15,968.04	0.00	0.00	138.46	0.00	(138.46)
BRK.B.NYE - Berkshire Hathaway Inc Dec Cl B New (BRK B)												
12/09/2011	01/07/2021	34.00	2,254.91	2,543.15	288.24	2,254.91	2,254.91	0.00	0.00	288.24	0.00	0.00
30/06/2011	01/07/2021	63.00	4,579.26	4,712.30	133.04	4,579.26	4,579.26	0.00	0.00	133.04	0.00	0.00
05/04/2011	01/07/2021	57.00	4,684.79	4,263.51	(421.28)	4,684.79	4,684.79	0.00	0.00	0.00	0.00	(421.28)
		154.00	11,518.96	11,518.96	0.00	11,518.96	11,518.96	0.00	0.00	421.28	0.00	(421.28)
KHC.NDQ - Kraft Heinz Co (KHC)												
07/07/2015	01/07/2021	250.00	24,250.57	24,250.57	0.00	24,250.57	24,250.57	0.00	0.00	0.00	0.00	0.00
		250.00	24,250.57	24,250.57	0.00	24,250.57	24,250.57	0.00	0.00	0.00	0.00	0.00
MDLZ.NDQ - Mondelez Intl Inc Cl A (MDLZ) (formerly knwn an Kraft Foods Inc Cl a (KFT))												
29/12/2010	01/07/2021	750.00	15,353.54	15,353.54	0.00	15,353.54	15,353.54	0.00	0.00	0.00	0.00	0.00
		750.00	15,353.54	15,353.54	0.00	15,353.54	15,353.54	0.00	0.00	0.00	0.00	0.00

MICHAEL CLUKEY SUPER

Realised Capital Gains Report

For The Period 01 July 2021 - 30 June 2022

Investment		Accounting Treatment				Tax Treatment						
Purchase Contract Date	Disposal Contract Date	Units	Cost	Proceeds	Accounting Profit/(Loss)	Adjusted Cost Base	Reduced Cost Base	Indexed Cost Base	Indexed Gains	Discounted Gains (Gross)	Other Gains	Capital Loss
Shares in Listed Companies (Overseas)												
TSCO.L - Tesco Plc Shs (TSCDF)												
17/07/2012	01/07/2021	77.00	469.54	659.59	190.05	469.54	469.54	0.00	0.00	190.05	0.00	0.00
05/01/2012	01/07/2021	28.00	213.19	239.85	26.66	213.19	213.19	0.00	0.00	26.66	0.00	0.00
20/07/2011	01/07/2021	57.00	454.89	488.27	33.38	454.89	454.89	0.00	0.00	33.38	0.00	0.00
23/12/2010	01/07/2021	2,368.00	20,534.60	20,284.51	(250.09)	20,534.60	20,534.60	0.00	0.00	0.00	0.00	(250.09)
		2,530.00	21,672.22	21,672.22	0.00	21,672.22	21,672.22	0.00	0.00	250.09	0.00	(250.09)
WFC.NYE - Wells Fargo & Co New Com (WFC)												
16/08/2011	01/07/2021	89.00	2,139.44	2,712.93	573.49	2,139.44	2,139.44	0.00	0.00	573.49	0.00	0.00
04/01/2011	01/07/2021	1,500.00	46,153.53	45,723.55	(429.98)	46,153.53	46,153.53	0.00	0.00	0.00	0.00	(429.98)
29/12/2010	01/07/2021	1,000.00	30,625.87	30,482.36	(143.51)	30,625.87	30,625.87	0.00	0.00	0.00	0.00	(143.51)
		2,589.00	78,918.84	78,918.84	0.00	78,918.84	78,918.84	0.00	0.00	573.49	0.00	(573.49)
		8,548.00	167,682.17	167,682.17	0.00	167,682.17	167,682.17	0.00	0.00	1,383.32	0.00	(1,383.32)
		8,548.00	167,682.17	167,682.17	0.00	167,682.17	167,682.17	0.00	0.00	1,383.32	103.52	(1,429.81)

MICHAEL CLUKEY SUPER

Capital Gains Reconciliation Report

For The Period 01 July 2021 - 30 June 2022

	Total	Discounted	Indexed	Other	Notional
Losses available to offset					
Carried forward from prior losses	0.00				
Carried forward from prior losses - Collectables	0.00				
Current year capital losses	1,429.80				
Current year capital losses - Collectables	0.00				
Total Losses Available	1,429.80				
Total Losses Available - Collectables	0.00				
Capital Gains					
Capital gains from disposal of assets	1,383.31	1,383.31	0.00	0.00	0.00
Capital gains from disposal of assets - Collectables	0.00	0.00	0.00	0.00	0.00
Capital gains from trust distributions	103.52	0.00	0.00	103.52	0.00
Capital Gains Before Losses applied	1,486.83	1,383.31	0.00	103.52	0.00
Losses and discount applied					
Losses applied	1,429.80	1,326.28	0.00	103.52	0.00
Losses applied - Collectables	0.00	0.00	0.00	0.00	0.00
Capital gains after losses applied	57.03	57.03	0.00	0.00	0.00
Capital gains after losses applied - Collectables	0.00	0.00	0.00	0.00	0.00
CGT Discount applied	19.01				
CGT Discount applied - Collectables	0.00				

MICHAEL CLUKEY SUPER

Capital Gains Reconciliation Report

For The Period 01 July 2021 - 30 June 2022

	Total	Discounted	Indexed	Other	Notional
Net Capital Gain					
Net capital gain	38.02				
Net capital gain - Collectables	0.00				
Total Net Capital Gain (11A)	38.02				
Net Capital Losses Carried Forward to later income					
Net Capital Losses Carried Forward to later income years	0.00				
Net Capital Losses Carried Forward to later income years - Collectables	0.00				
Total Net Capital Losses Carried Forward to later income years (14V)	0.00				

Note

Refer to Realised Gains Report for details of Disposals at a Security level

Refer to Distribution Reconciliation Report for Trust Distribution details at a Security level

25000 - Interest Received

2022 Financial Year

Preparer Shelley Lian

Reviewer Steven Lee

Status Completed

Account Code	Description	CY Balance	LY Balance	Change
UBANK373355007	UBank USaver SMSF ***007	(\$9.56)	(\$29.55)	(67.65)%
TOTAL		CY Balance	LY Balance	
		(\$9.56)	(\$29.55)	

Supporting Documents

- Interest Reconciliation Report [Report](#)

Standard Checklist

- Attach Interest Reconciliation Report
- Ensure all interest has been recorded from Bank Statements
- Review Statements to ensure all TFN withheld has been input

MICHAEL CLUKEY SUPER
Interest Reconciliation Report

For The Period 01 July 2021 - 30 June 2022

Date	Payment Amount	Gross Interest	TFN Withheld	Foreign Income	Foreign Credits
Bank Accounts					
UBANK373355007 UBank USaver SMSF ****007					
31/07/2021	0.85	0.85			
31/08/2021	0.89	0.89			
30/09/2021	0.54	0.54			
31/10/2021	0.33	0.33			
30/11/2021	1.05	1.05			
31/12/2021	1.47	1.47			
31/01/2022	1.95	1.95			
28/02/2022	0.71	0.71			
30/04/2022	0.25	0.25			
31/05/2022	1.12	1.12			
30/06/2022	0.40	0.40			
	9.56	9.56			
	9.56	9.56			
TOTAL	9.56	9.56			

Tax Return Reconciliation

	Totals	Tax Return Label
Gross Interest	9.56	11C

26500 - Other Investment Income

2022 Financial Year

Preparer Shelley Lian

Reviewer Steven Lee

Status Completed

Account Code	Description	CY Balance	LY Balance	Change
979447700	DRP Residual Cash Balance	(\$63.07)		100%
TOTAL		CY Balance	LY Balance	
		(\$63.07)		

Supporting Documents

- General Ledger [Report](#)
- Distribution_IVV.pdf [979447700](#)

Standard Checklist

- Attach all source documentation

MICHAEL CLUKEY SUPER

General Ledger

As at 30 June 2022

Transaction Date	Description	Units	Debit	Credit	Balance \$
Other Investment Income (26500)					
<u>DRP Residual Cash Balance (979447700)</u>					
13/07/2021	Inward Credit Direct Entry IW PAYMENT 21JUL/00800040 0396297			63.07	63.07 CR
				63.07	63.07 CR
Total Debits:	0.00				
Total Credits:	63.07				

iShares.

by BlackRock


iShares S&P 500 ETF

AFSN 625 112 370
BlackRock Investment Management (Australia) Limited
ABN 13 000 149 875 AFSL 230523

Computershare

All correspondence to:
Computershare Investor Services Pty Limited
GPO Box 2975 Melbourne
Victoria 3001 Australia
Enquiries (within Australia) 1-300-iShare (474 273)
(outside Australia) 61 3 9415 4695
Facsimile 61 2 8235 8209
www.investorcentre.com/au/contact
www.computershare.com

001307 000 IVV



MR MICHAEL CLUSKEY &
MR ANDREW HARALAMBOUS
<MICHAEL CLUKEY SUPER A/C>
6 HALE STREET
KEW EAST VIC 3102

Holder Identification Number (HIN)

X 0056617086

ASX Code: IVV
TFN/ABN Status: Quoted
Payment Date: 13 July 2021

Distribution Reinvestment Plan - Residual Cash Balance Payment

This statement represents a payment of your Distribution Reinvestment Plan carried forward cash balance paid to you following your withdrawal from the iShares S&P 500 ETF Distribution Reinvestment Plan.

Security: IVV
Payment Date: 13 July 2021
Payment Description: DRP Residual Cash Balance Payment

Class	Payment Amount
ETF	\$63.07

Your Payment Instruction

NATIONAL AUSTRALIA BANK LTD
BSB: 082-991
ACC: 373355007

Amount Deposited

\$63.07

30100 - Accountancy Fees

2022 Financial Year

Preparer Shelley Lian

Reviewer Steven Lee

Status Completed

Account Code	Description	CY Balance	LY Balance	Change
30100	Accountancy Fees	\$550.00	\$620.00	(11.29)%
TOTAL		CY Balance	LY Balance	
		\$550.00	\$620.00	

Supporting Documents

- General Ledger [Report](#)
- INV-1027.pdf

Standard Checklist

- Attach all source documentation
- Ensure all Transactions have been entered

MICHAEL CLUKEY SUPER

General Ledger

As at 30 June 2022

Transaction Date	Description	Units	Debit	Credit	Balance \$
Accountancy Fees (30100)					
<i>Accountancy Fees (30100)</i>					
30/06/2022	SH 2022		550.00		550.00 DR
			550.00		550.00 DR
Total Debits:	550.00				
Total Credits:	0.00				



TAX INVOICE

Michael Clukey

Invoice Date
17 Aug 2022

Invoice Number
INV-1027

ABN
60 061 126 663

SuperHelp Australia
PTY LTD
PO Box 1906
MACQUARIE
CENTRE NSW 2113
AUSTRALIA

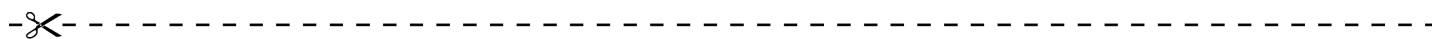
Item	Description	Quantity	Unit Price	GST	Amount AUD
EOY	SMSF Annual Administration	1.00	1,100.00	10%	1,100.00
INCLUDES GST 10%					100.00
TOTAL AUD					1,100.00
Less Amount Paid					1,100.00
AMOUNT DUE AUD					0.00

Due Date: 31 Aug 2022

Please pay the balance of our fees by direct credit into our bank account.

OUR BANK DETAILS (Use your name or your SMSF name as the reference):

Account Name: Superhelp Australia Pty Ltd
Bank: Commonwealth Bank
BSB: 06 2099
Account Number: 1041 7929



PAYMENT ADVICE

To: SuperHelp Australia PTY LTD
PO Box 1906
MACQUARIE CENTRE NSW 2113
AUSTRALIA

Customer Michael Clukey
Invoice Number INV-1027

Amount Due 0.00
Due Date 31 Aug 2022

Amount Enclosed

Enter the amount you are paying above

30400 - ATO Supervisory Levy

2022 Financial Year

Preparer Shelley Lian

Reviewer Steven Lee

Status Completed

Account Code	Description	CY Balance	LY Balance	Change
30400	ATO Supervisory Levy	\$259.00	\$259.00	0%
TOTAL		CY Balance	LY Balance	
		\$259.00	\$259.00	

Supporting Documents

- General Ledger [Report](#)

Standard Checklist

- Attach all source documentation
- Ensure all Transactions have been entered

MICHAEL CLUKEY SUPER

General Ledger

As at 30 June 2022

Transaction Date	Description	Units	Debit	Credit	Balance \$
ATO Supervisory Levy (30400)					
<u>ATO Supervisory Levy (30400)</u>					
13/08/2021	Funds Transfer to ATO 551009209563498821 Fast Payment		259.00		259.00 DR
			259.00		259.00 DR

Total Debits: 259.00

Total Credits: 0.00

30700 - Auditor's Remuneration

2022 Financial Year

Preparer Shelley Lian

Reviewer Steven Lee

Status Completed

Account Code	Description	CY Balance	LY Balance	Change
30700	Auditor's Remuneration	\$550.00	\$450.00	22.22%
TOTAL		CY Balance	LY Balance	
		\$550.00	\$450.00	

Supporting Documents

- General Ledger [Report](#)

Standard Checklist

- Attach all source documentation
- Ensure all Transactions have been entered

MICHAEL CLUKEY SUPER

General Ledger

As at 30 June 2022

Transaction Date	Description	Units	Debit	Credit	Balance \$
Auditor's Remuneration (30700)					
Auditor's Remuneration (30700)					
30/06/2022	SH 2022		550.00		550.00 DR
			550.00		550.00 DR

Total Debits: 550.00

Total Credits: 0.00

48500 - Income Tax Expense

2022 Financial Year

Preparer Shelley Lian

Reviewer Steven Lee

Status Completed

Account Code	Description	CY Balance	LY Balance	Change
48500	Income Tax Expense	\$1,125.24	\$24,653.15	(95.44)%
TOTAL		CY Balance	LY Balance	
		\$1,125.24	\$24,653.15	

Supporting Documents

No supporting documents

49000 - Profit/Loss Allocation Account

2022 Financial Year

Preparer Shelley Lian

Reviewer Steven Lee

Status Completed

Account Code	Description	CY Balance	LY Balance	Change
49000	Profit/Loss Allocation Account	(\$2,271.95)	\$217,440.84	(101.04)%
TOTAL		CY Balance	LY Balance	
		(\$2,271.95)	\$217,440.84	

Supporting Documents

No supporting documents

50000 - Members

2022 Financial Year

Preparer Shelley Lian

Reviewer Steven Lee

Status Completed

Account Code	Description	Opening Balance	Contribution Income	Earnings	Member Payments	Tax & Fees	Closing Balance	Change
CLUMIC00001A	Cluskey, Michael John - Accumulation (Accumulation)	(\$753,280.34)	(\$27,468.00)	\$27,443.41		\$2,296.54	(\$751,008.39)	(0.3)%
TOTAL		Opening Balance	Contribution Income	Earnings	Member Payments	Tax & Fees	Closing Balance	
		(\$753,280.34)	(\$27,468.00)	\$27,443.41		\$2,296.54	(\$751,008.39)	

Supporting Documents

- Members Statements [Report](#)
- Members Summary [Report](#)

Standard Checklist

- Attach copies of Members Statements

MICHAEL CLUKEY SUPER Members Statement

Michael John Cluskey
6 Hale Street
Kew East, Victoria, 3102, Australia

Your Details

Date of Birth :	Provided	Nominated Beneficiaries:	N/A
Age:	47	Nomination Type:	N/A
Tax File Number:	Provided	Vested Benefits:	751,008.39
Date Joined Fund:	01/12/2010	Total Death Benefit:	751,008.39
Service Period Start Date:	27/12/2000	Current Salary:	0.00
Date Left Fund:		Previous Salary:	0.00
Member Code:	CLUMIC00001A	Disability Benefit:	0.00
Account Start Date:	01/12/2010		
Account Phase:	Accumulation Phase		
Account Description:	Accumulation		

Your Balance

Total Benefits	751,008.39
<u>Preservation Components</u>	
Preserved	751,008.39
Unrestricted Non Preserved	
Restricted Non Preserved	
<u>Tax Components</u>	
Tax Free	476.78
Taxable	750,531.61

Your Detailed Account Summary

	This Year	Last Year
Opening balance at 01/07/2021	753,280.34	535,839.50
<u>Increases to Member account during the period</u>		
Employer Contributions	27,468.00	25,694.20
Personal Contributions (Concessional)		
Personal Contributions (Non Concessional)		
Government Co-Contributions		
Other Contributions		
Proceeds of Insurance Policies		
Transfers In		
Net Earnings	(27,443.41)	217,953.68
Internal Transfer In		
<u>Decreases to Member account during the period</u>		
Pensions Paid		
Contributions Tax	4,120.20	3,854.12
Income Tax	(1,823.66)	22,352.92
No TFN Excess Contributions Tax		
Excess Contributions Tax		
Refund Excess Contributions		
Division 293 Tax		
Insurance Policy Premiums Paid		
Management Fees		
Member Expenses		
Benefits Paid/Transfers Out		
Superannuation Surcharge Tax		
Internal Transfer Out		
Closing balance at 30/06/2022	751,008.39	753,280.34

MICHAEL CLUKEY SUPER

Members Statement

Trustee's Disclaimer

This statement has been prepared by the Trustee for the member whose name appears at the top of this statement. Every effort has been made by the Trustee to ensure the accuracy and completeness of this Statement. The Trustee does not accept any liability for any error, omission or misprint. All amounts shown in relation to benefits do not take into account any amounts which may be withheld to satisfy the requirements imposed by the Income Tax Assessment Act 1936.

Signed by all the trustees of the fund

Michael John Cluskey
Trustee

Sarah Emmeline Ashford
Trustee

MICHAEL CLUKEY SUPER
Members Summary

As at 30 June 2022

Opening Balances	Increases				Decreases					Closing Balance	
	Contributions	Transfers In	Net Earnings	Insurance Proceeds	Pensions Paid	Contributions Tax	Taxes Paid	Benefits Paid/ Transfers Out	Insurance Premiums		Member Expenses
Michael John Cluskey (Age: 47)											
CLUMIC00001A - Accumulation											
753,280.34	27,468.00		(27,443.41)			4,120.20	(1,823.66)				751,008.39
753,280.34	27,468.00		(27,443.41)			4,120.20	(1,823.66)				751,008.39
753,280.34	27,468.00		(27,443.41)			4,120.20	(1,823.66)				751,008.39

60400 - Bank Accounts

2022 Financial Year

Preparer Shelley Lian

Reviewer Steven Lee

Status Completed

Account Code	Description	CY Balance	LY Balance	Change
UBANK373355007	UBank USaver SMSF ***007	\$1,146.99	\$4,912.98	(76.65)%
TOTAL		CY Balance	LY Balance	
		\$1,146.99	\$4,912.98	

Supporting Documents

- Bank Statement Report [Report](#)
- M Cluskey.pdf

Standard Checklist

- Attach Copies of Bank Statements
- Attach copy of Bank Statement Report
- Ensure all Balances match Statement Balances at June 30
- Ensure all Transactions have been entered

MICHAEL CLUKEY SUPER
Bank Statement Report

For The Period 01 July 2021 to 30 June 2022

Chart Code: 60400 / UBANK373355007

Account Name: UBank ***007

BSB and Account Number: 082991 373355007

Opening Balance	-	Total Debits	+	Total Credits	=	Closing Balance	Data Feed Used
\$ 4,912.98		\$ 31,851.76		\$ 28,085.77		\$ 1,146.99	

Date	Description	Debit \$	Credit \$	Ledger Balance \$	Statement Balance \$	Variance \$
01/07/2021	Opening Balance			4,912.98		
07/07/2021	Inward Credit Direct Entry INTERNET MULTIPLE TRANSFER		276.64	5,189.62		
13/07/2021	Inward Credit Direct Entry IW PAYMENT 21JUL/00800040 0396297		63.07	5,252.69		
16/07/2021	Inward Credit Direct Entry QUICKSUPER QUICKSPR3006942150 0361578		2,833.33	8,086.02		
19/07/2021	Inward Credit Direct Entry INTERNET MULTIPLE TRANSFER		268.50	8,354.52		
29/07/2021	Funds Transfer to super help aust MichaelClukeySuper Fast Payment	1,070.00		7,284.52		
31/07/2021	Interest for 01/07/2021 - 31/07/2021		0.85	7,285.37		
13/08/2021	Funds Transfer to ATO 551009209563498821 Fast Payment	3,266.76		4,018.61		
13/08/2021	Inward Credit Direct Entry QUICKSUPER QUICKSPR3024886980 0361578		2,833.33	6,851.94		
31/08/2021	Interest for 01/08/2021 - 31/08/2021		0.89	6,852.83		
17/09/2021	Inward Credit Direct Entry QUICKSUPER QUICKSPR3047589006 0361578		225.34	7,078.17		
20/09/2021	Funds Transfer to U6001073 MClukey Super TF interactiveB Fast Payment	7,075.00		3.17		
30/09/2021	Interest		0.54	3.71		
18/10/2021	Inward Credit Direct Entry QUICKSUPER QUICKSPR3067035610 0361578		2,833.33	2,837.04		
31/10/2021	Interest for 01/10/2021 - 31/10/2021		0.33	2,837.37		
16/11/2021	Inward Credit Direct Entry QUICKSUPER QUICKSPR3086176909 0361578		2,833.33	5,670.70		
30/11/2021	Interest for 01/11/2021 - 30/11/2021		1.05	5,671.75		

MICHAEL CLUKEY SUPER
Bank Statement Report

For The Period 01 July 2021 to 30 June 2022

Date	Description	Debit \$	Credit \$	Ledger Balance \$	Statement Balance \$	Variance \$
16/12/2021	Inward Credit Direct Entry QUICKSUPER QUICKSPR3107163772 0361578		225.34	5,897.09		
31/12/2021	Interest for 01/12/2021 - 31/12/2021		1.47	5,898.56		
17/01/2022	Inward Credit Direct Entry QUICKSUPER QUICKSPR3125834473 0361578		2,833.33	8,731.89		
28/01/2022	Inward Credit Direct Entry QUICKSUPER QUICKSPR3133024357 0361578		3,058.67	11,790.56		
31/01/2022	Interest for 01/01/2022 - 31/01/2022		1.95	11,792.51		
23/02/2022	Funds Transfer to U6001073 MClukey Super U6001073MClukeySup Fast Payment	11,790.00		2.51		
28/02/2022	Interest for 01/02/2022 -28/02/2022 -		0.71	3.22		
22/04/2022	Inward Credit Direct Entry QUICKSUPER QUICKSPR3191033482 0361578		3,333.33	3,336.55		
30/04/2022	Interest for 01/04/2022 - 30/04/2022		0.25	3,336.80		
19/05/2022	Inward Credit Direct Entry QUICKSUPER QUICKSPR3209891407 0361578		2,558.67	5,895.47		
31/05/2022	Interest for 01/05/2022 - 31/05/2022		1.12	5,896.59		
17/06/2022	Inward Credit Direct Entry QUICKSUPER QUICKSPR3231086303 0361578		3,900.00	9,796.59		
21/06/2022	Funds Transfer to U6001073 MClukey Super 224282473 Fast Payment	8,650.00		1,146.59		
30/06/2022	Interest for 01/06/2022 - 30/06/2022		0.40	1,146.99		
30/06/2022	CLOSING BALANCE			1,146.99		
		<u>31,851.76</u>	<u>28,085.77</u>			



U BANK

PO Box 1466
North Sydney, NSW 2059

ubank.com.au
13 30 80



000/041759

The trustee for Michael Clukey Super
137 BROUGHAM ST
KEW VIC 3101

Here's how your USaver SMSF is working for you.

Your account	Statement period	Your account activity summary	
The trustee for Michael Clukey Super	Starts 01 July 2021	Opening balance	\$4,912.98 Cr
BSB number 082-991	Ends 31 December 2021	Total credits	\$12,397.34
Account number 37-335-5007		Total debits	\$11,411.76
		Closing Balance	\$5,898.56Cr
		Interest Credited TFY*	\$5.13
		Withholding tax TFY	\$0.00

Account activity

Date	Account activity details	Money out (Dr)	Money in (Cr)	Balance
01/07/2021	PLEASE NOTE INTEREST RATE EFFECTIVE FROM 01-Jul-2021 IS : 0.15 % P.A			\$4,912.98 Cr
07/07/2021	Inward Credit Direct Entry INTERNET MULTIPLE TRANSFER		\$276.64	\$5,189.62 Cr
13/07/2021	Inward Credit Direct Entry IWV PAYMENT 21JUL/00800040 0396297		\$63.07	\$5,252.69 Cr
16/07/2021	Inward Credit Direct Entry QUICKSUPER QUICKSPR3006942150 0361578		\$2,833.33	\$8,086.02 Cr
19/07/2021	Inward Credit Direct Entry INTERNET MULTIPLE TRANSFER		\$268.50	\$8,354.52 Cr
29/07/2021	Funds Transfer to super help aust MichaelClukeySuper Fast Payment	\$1,070.00		\$7,284.52 Cr
31/07/2021	Interest for 01/07/2021 - 31/07/2021		\$0.85	\$7,285.37 Cr
13/08/2021	Funds Transfer to ATO 551009209563498821 Fast Payment	\$3,266.76		\$4,018.61 Cr
13/08/2021	Inward Credit Direct Entry QUICKSUPER QUICKSPR3024886980 0361578		\$2,833.33	\$6,851.94 Cr
31/08/2021	Interest for 01/08/2021 - 31/08/2021		\$0.89	\$6,852.83 Cr
17/09/2021	Inward Credit Direct Entry QUICKSUPER QUICKSPR3047589006 0361578		\$225.34	\$7,078.17 Cr
20/09/2021	Funds Transfer to U6001073 MClukey Super TF interactiveB Fast Payment	\$7,075.00		\$3.17 Cr
30/09/2021	Interest for 01/09/2021 - 30/09/2021		\$0.54	\$3.71 Cr

Are your contact details up to date?

It's important to let us know if any of your contact details have changed, like your postal address.

Check or make changes to your info in the UBank app or via Internet Banking at ubank.com.au

Don't want to receive paper statements? Change your settings so that you only receive your statements online. Simply login at ubank.com.au and go to 'Account Statements', select 'Statement Settings' and update to 'Online Only'.

Please check your statement carefully. If there are any errors or omissions please contact us immediately on 13 30 80. Please note we may adjust debits and credits to accurately reflect your account bonus. UBank is a division of National Australia Bank Limited ABN 12 004 044 937 AFSL 230686 which is the issuer of the products and services. *Interest credited does not include any withholding tax amount applicable to you.



001U7102 / E-41759 / S-48450 /

Account activity

Date	Account activity details	Money out (Dr)	Money in (Cr)	Balance
11/10/2021	PLEASE NOTE INTEREST RATE EFFECTIVE FROM 11-Oct-2021 IS : 0.1 % P.A			\$3.71 Cr
18/10/2021	Inward Credit Direct Entry QUICKSUPER QUICKSPR3067035610 0361578		\$2,833.33	\$2,837.04 Cr
31/10/2021	PLEASE NOTE INTEREST RATE MARGIN EFFECTIVE FROM 01-Oct-2021 TO 31-Oct-2021 IS : 0.2 %			\$2,837.04 Cr
31/10/2021	Interest for 01/10/2021 - 31/10/2021		\$0.33	\$2,837.37 Cr
01/11/2021	PLEASE NOTE INTEREST RATE EFFECTIVE FROM 01-Nov-2021 IS : 0.1 % P.A			\$2,837.37 Cr
16/11/2021	Inward Credit Direct Entry QUICKSUPER QUICKSPR3086176909 0361578		\$2,833.33	\$5,670.70 Cr
30/11/2021	PLEASE NOTE INTEREST RATE MARGIN EFFECTIVE FROM 01-Nov-2021 TO 30-Nov-2021 IS : 0.2 %			\$5,670.70 Cr
30/11/2021	Interest for 01/11/2021 - 30/11/2021		\$1.05	\$5,671.75 Cr
01/12/2021	PLEASE NOTE INTEREST RATE EFFECTIVE FROM 01-Dec-2021 IS : 0.1 % P.A			\$5,671.75 Cr
16/12/2021	Inward Credit Direct Entry QUICKSUPER QUICKSPR3107163772 0361578		\$225.34	\$5,897.09 Cr
31/12/2021	PLEASE NOTE INTEREST RATE MARGIN EFFECTIVE FROM 01-Dec-2021 TO 31-Dec-2021 IS : 0.2 %			\$5,897.09 Cr
31/12/2021	Interest for 01/12/2021 - 31/12/2021		\$1.47	\$5,898.56 Cr
Totals		\$11,411.76	\$12,397.34	\$5,898.56 Cr

001U7102 / E-41759 / S-49450 /



U BANK

PO Box 1466
North Sydney, NSW 2059

ubank.com.au
13 30 80



000006570

The trustee for Michael Clukey Super
137 BROUGHAM ST
KEW VIC 3101

Here's how your USaver SMSF is working for you.

Your account	Statement period	Your account activity summary	
The trustee for Michael Clukey Super	Starts 01 January 2022	Opening balance	\$5,898.56 Cr
BSB number 082-991	Ends 30 June 2022	Total credits	\$15,688.43
Account number 37-335-5007		Total debits	\$20,440.00
		Closing Balance	\$1,146.99Cr
		Interest Credited TFY*	\$9.56
		Withholding tax TFY	\$0.00

Account activity

Date	Account activity details	Money out (Dr)	Money in (Cr)	Balance
01/01/2022	PLEASE NOTE INTEREST RATE EFFECTIVE FROM 01-Jan-2022 IS : 0.1 % P.A			\$5,898.56 Cr
17/01/2022	Inward Credit Direct Entry QUICKSUPER QUICKSPR3125834473 0361578		\$2,833.33	\$8,731.89 Cr
28/01/2022	Inward Credit Direct Entry QUICKSUPER QUICKSPR3133024357 0361578		\$3,058.67	\$11,790.56 Cr
31/01/2022	PLEASE NOTE INTEREST RATE MARGIN EFFECTIVE FROM 01-Jan-2022 TO 31-Jan-2022 IS : 0.2 %			\$11,790.56 Cr
31/01/2022	Interest for 01/01/2022 - 31/01/2022		\$1.95	\$11,792.51 Cr
01/02/2022	PLEASE NOTE INTEREST RATE EFFECTIVE FROM 01-Feb-2022 IS : 0.1 % P.A			\$11,792.51 Cr
23/02/2022	Funds Transfer to U6001073 MClukey Super U6001073MClukeySup Fast Payment	\$11,790.00		\$2.51 Cr
28/02/2022	Interest for 01/02/2022 - 28/02/2022		\$0.71	\$3.22 Cr
31/03/2022	PLEASE NOTE INTEREST RATE MARGIN EFFECTIVE FROM 01-Mar-2022 TO 31-Mar-2022 IS : 0.2 %			\$3.22 Cr


Are your contact details up to date?

It's important to let us know if any of your contact details have changed, like your postal address.

Check or make changes to your info in the UBank app or via Internet Banking at ubank.com.au

Don't want to receive paper statements? Change your settings so that you only receive your statements online. Simply login at ubank.com.au and go to 'Account Statements', select 'Statement Settings' and update to 'Online Only'.

Please check your statement carefully. If there are any errors or omissions please contact us immediately on 13 30 80. Please note we may adjust debits and credits to accurately reflect your account bonus. UBank is a division of National Australia Bank Limited ABN 12 004 044 937 AFSL 230686 which is the issuer of the products and services. *Interest credited does not include any withholding tax amount applicable to you.



182U7102 / E-36570 / S-43200 /

Account activity

Date	Account activity details	Money out (Dr)	Money in (Cr)	Balance
01/04/2022	PLEASE NOTE INTEREST RATE EFFECTIVE FROM 01-Apr-2022 IS : 0.1 % P.A			\$3.22 Cr
22/04/2022	Inward Credit Direct Entry QUICKSUPER QUICKSPR3191033482 0361578		\$3,333.33	\$3,336.55 Cr
30/04/2022	PLEASE NOTE INTEREST RATE MARGIN EFFECTIVE FROM 01-Apr-2022 TO 30-Apr-2022 IS : 0.2 %			\$3,336.55 Cr
30/04/2022	Interest for 01/04/2022 - 30/04/2022		\$0.25	\$3,336.80 Cr
01/05/2022	PLEASE NOTE INTEREST RATE EFFECTIVE FROM 01-May-2022 IS : 0.1 % P.A			\$3,336.80 Cr
19/05/2022	Inward Credit Direct Entry QUICKSUPER QUICKSPR3209891407 0361578		\$2,558.67	\$5,895.47 Cr
31/05/2022	PLEASE NOTE INTEREST RATE MARGIN EFFECTIVE FROM 01-May-2022 TO 31-May-2022 IS : 0.2 %			\$5,895.47 Cr
31/05/2022	Interest for 01/05/2022 - 31/05/2022		\$1.12	\$5,896.59 Cr
01/06/2022	PLEASE NOTE INTEREST RATE EFFECTIVE FROM 01-Jun-2022 IS : 0.1 % P.A			\$5,896.59 Cr
17/06/2022	Inward Credit Direct Entry QUICKSUPER QUICKSPR3231086303 0361578		\$3,900.00	\$9,796.59 Cr
21/06/2022	Funds Transfer to U6001073 MClukey Super 224282473 Fast Payment	\$8,650.00		\$1,146.59 Cr
30/06/2022	Interest for 01/06/2022 - 30/06/2022		\$0.40	\$1,146.99 Cr
Totals		\$20,440.00	\$15,688.43	\$1,146.99Cr

182U7102 / E-36570 / S-43200 /



U BANK

PO Box 1466
North Sydney, NSW 2059

ubank.com.au
13 30 80



0007000091

The trustee for Michael Clukey Super
137 BROUGHAM ST
KEW VIC 3101

Here's how your USaver SMSF is working for you.

Your account	Statement period	Your account activity summary	
The trustee for Michael Clukey Super	Starts 01 July 2022	Opening balance	\$1,146.99 Cr
BSB number 082-991	Ends 23 September 2022	Total credits	\$6,333.73
Account number 37-335-5007		Total debits	\$7,480.72
		Closing Balance	\$0.00
		Interest Credited TFY*	\$10.63
		Withholding tax TFY	\$0.00

Account activity

Date	Account activity details	Money out (Dr)	Money in (Cr)	Balance
15/07/2022	Inward Credit Direct Entry QUICKSUPER QUICKSPR3252671828 0361578		\$3,500.00	\$4,646.99 Cr
31/07/2022	PLEASE NOTE INTEREST RATE MARGIN EFFECTIVE FROM 01-Jul-2022 TO 31-Jul-2022 IS : 0.95 %			\$4,646.99 Cr
31/07/2022	Interest for 01/07/2022 - 31/07/2022		\$2.73	\$4,649.72 Cr
01/08/2022	PLEASE NOTE INTEREST RATE EFFECTIVE FROM 01-Aug-2022 IS : 0.1 % P.A			\$4,649.72 Cr
15/08/2022	Inward Credit Direct Entry QUICKSUPER QUICKSPR3275848289 0361578		\$2,823.10	\$7,472.82 Cr
24/08/2022	Funds Transfer to super help aust MClukeySuper Fast Payment	\$1,100.00		\$6,372.82 Cr
31/08/2022	Interest for 01/08/2022 - 31/08/2022		\$0.50	\$6,373.32 Cr
21/09/2022	Funds Transfer to ATO 551009209563498821 Fast Payment	\$4,248.36		\$2,124.96 Cr
22/09/2022	PLEASE NOTE INTEREST RATE MARGIN EFFECTIVE FROM 01-Sep-2022 TO 30-Sep-2022 IS : 1.95 %			\$2,124.96 Cr
23/09/2022	Interest for 01/09/2022 - 22/09/2022		\$7.40	\$2,132.36 Cr
23/09/2022	Account Closure Current Clear Balance debited from the account being closed.	\$2,132.36		\$0.00
Totals		\$7,480.72	\$6,333.73	\$0.00



26707101 / E-91 / S-94 / I-187

Don't want to receive paper statements? Change your settings so that you only receive your statements online. Simply login at ubank.com.au and go to 'Account Statements', select 'Statement Settings' and update to 'Online Only'.

Please check your statement carefully. If there are any errors or omissions please contact us immediately on 13 30 80. Please note we may adjust debits and credits to accurately reflect your account bonus. UBank is a division of National Australia Bank Limited ABN 12 004 044 937 AFSL 230686 which is the issuer of the products and services. *Interest credited does not include any withholding tax amount applicable to you.

74700 - Managed Investments (Australian)

2022 Financial Year

Preparer Shelley Lian

Reviewer Steven Lee

Status Completed

Account Code	Description	CY Units	CY Balance	LY Units	LY Balance	Change
MICLIBAC	Interactive Brokers Account	1.000000	\$795,390.63	1.000000	\$371,846.85	113.9%
TOTAL		CY Units	CY Balance	LY Units	LY Balance	
		1.000000	\$795,390.63	1.000000	\$371,846.85	

Supporting Documents

- Investment Movement Report [Report](#)
- SMSF Account - YE 30 June 2022.pdf

Standard Checklist

- Attach Annual statements from fund managers, Master Trust, Platform or Wrap providers confirming ownership and value
- Attach copies of Statements and Source Documentation
- Attach Investment Movement Report
- Ensure all Investments are valued correctly at June 30
- Ensure the investment is in accordance with the Fund's investment strategy
- Ensure the investment is in accordance with the SIS Act

MICHAEL CLUKEY SUPER Investment Movement Report

As at 30 June 2022

Investment	Opening Balance		Additions		Disposals			Closing Balance		
	Units	Cost	Units	Cost	Units	Cost	Accounting Profit/(Loss)	Units	Cost	Market Value
Bank Accounts										
UBank USaver SMSF ***007		4,912.98		28,085.77		(31,851.76)			1,146.99	1,146.99
		4,912.98		28,085.77		(31,851.76)			1,146.99	1,146.99
Managed Investments (Australian)										
MICLIBAC - Interactive Brokers Account	1.00	366,574.70		506,072.79				1.00	872,647.49	795,390.63
		366,574.70		506,072.79					872,647.49	795,390.63
Shares in Listed Companies (Overseas)										
BAC.NYE - Bank Amer Corp Com (BAC)	2,275.00	15,968.04			(2,275.00)	(15,968.04)	0.00		0.00	
BRK.B.NYE - Berkshire Hathaway Inc Dec Cl B New (BRK B)	154.00	11,518.96			(154.00)	(11,518.96)	0.00		0.00	
KHC.NDQ - Kraft Heinz Co (KHC)	250.00	24,250.57			(250.00)	(24,250.57)	0.00		0.00	
MDLZ.NDQ - Mondelez Intl Inc Cl A (MDLZ) (formerly knwn an Kraft Foods Inc Cl a (KFT))	750.00	15,353.54			(750.00)	(15,353.54)	0.00		0.00	
TSCO.L - Tesco Plc Shs (TSCDF)	2,530.00	21,672.22			(2,530.00)	(21,672.22)	0.00		0.00	
WFC.NYE - Wells Fargo & Co New Com (WFC)	2,589.00	78,918.84			(2,589.00)	(78,918.84)	0.00		0.00	
		167,682.17				(167,682.17)	0.00		0.00	
		539,169.85		534,158.56		(199,533.93)	0.00		873,794.48	796,537.62

Interactive Brokers Australia Pty Ltd., AFSL 453554, ABN 98 166 929 568, Level 40, Grosvenor Place, 255 George Street, Sydney NSW

Account Information

Name	Michael Clukey Super
Account	U6001073
Address of Account Holder(s)	Kew East 6 Hale St Kew East, AU-VIC 3102 Australia
Account Type	Individual
Customer Type	Trust
Account Capabilities	Cash
Base Currency	AUD

Net Asset Value

	June 30, 2021		June 30, 2022			Change	Change in NAV	
	Total	Long	Short	Total	Total			
Cash	233.65	1,196.19	0.00	1,196.19	962.54	Starting Value	371,846.85	
Stock	371,613.20	793,871.27	0.00	793,871.27	422,258.07	Mark-to-Market	-49,019.35	
Dividend Accruals	0.00	323.17	0.00	323.17	323.17	Deposits & Withdrawals	27,515.00	
Total	371,846.85	795,390.63	0.00	795,390.63	423,543.77	Position Transfers	426,549.55	
						Dividends	19,352.62	
						Withholding Tax	-1,123.91	
						Change in Dividend Accruals	306.45	
						Commissions	-49.72	
						GST	-3.58	
						Other FX Translations	16.72	
						Ending Value	795,390.63	
Time Weighted Rate of Return					-3.57%			

Mark-to-Market Performance Summary

Symbol	Quantity		Price		Position	Mark-to-Market P/L				Code
	Prior	Current	Prior	Current		Transaction	Commissions	Other	Total	
Stocks										
BAC	0	2,275	--	31.1300	-32,470.59	0.00	0.00	2,243.57	-30,227.03	
BRK B	0	154	--	273.0200	-1,573.30	0.00	0.00	0.00	-1,573.30	
IHVV	77	77	512.0000	368.0300	-11,085.69	0.00	0.00	7,083.04	-4,002.65	

Mark-to-Market Performance Summary

Symbol	Quantity		Price		Position	Mark-to-Market P/L				Code
	Prior	Current	Prior	Current		Transaction	Commissions	Other	Total	
IVV	580	658	572.7400	550.9300	-14,496.97	17.66	-39.43	4,280.93	-10,237.81	
KHC	0	250	--	38.1400	-1,025.63	0.00	0.00	471.91	-553.72	
MDLZ	0	750	--	62.0900	-682.56	0.00	0.00	911.13	228.58	
TSCO	0	2,530	--	2.5550	1,559.36	0.00	0.00	495.98	2,055.34	
WFC	0	2,589	--	39.1700	-22,997.74	0.00	0.00	2,742.15	-20,255.60	
Total Stocks					-82,773.12	17.66	-39.43	18,228.71	-64,566.18	
Forex										
AUD	233.65	141.23	1.0000	1.0000	0.00	1.21	-2.76	0.00	-1.55	
GBP	0.00	194.81	--	1.7641	-599.20	0.00	0.00	0.00	-599.20	
USD	0.00	491.09	--	1.4484	34,343.54	-9.44	-11.12	0.00	34,322.98	
Total Forex					33,744.34	-8.23	-13.88	0.00	33,722.23	
Total (All Assets)					-49,028.78	9.43	-53.30	18,228.71	-30,843.95	
Withholding on Interest Received									-1,123.91	
Total P/L for Statement Period									-30,843.95	

Realized & Unrealized Performance Summary

Symbol	Cost Adj.	Realized					Unrealized					Total	Code
		S/T Profit	S/T Loss	L/T Profit	L/T Loss	Total	S/T Profit	S/T Loss	L/T Profit	L/T Loss	Total		
Stocks													
BAC	0.00	0.00	0.00	0.00	0.00	0.00	0.00	-33,280.61	0.00	0.00	-33,280.61	-33,280.61	
BRK B	0.00	0.00	0.00	0.00	0.00	0.00	0.00	-1,092.96	0.00	0.00	-1,092.96	-1,092.96	
IHVV	0.00	0.00	0.00	0.00	0.00	0.00	0.00	0.00	0.00	-10,714.54	-10,714.54	-10,714.54	
IVV	0.00	0.00	0.00	0.00	0.00	0.00	196.72	-2,065.66	0.00	-7,748.80	-9,617.74	-9,617.74	
KHC	0.00	0.00	0.00	0.00	0.00	0.00	0.00	-955.94	0.00	0.00	-955.94	-955.94	
MDLZ	0.00	0.00	0.00	0.00	0.00	0.00	0.00	-380.20	0.00	0.00	-380.20	-380.20	
TSCO	0.00	0.00	0.00	0.00	0.00	0.00	0.00	0.00	1,408.12	0.00	1,408.12	1,408.12	
WFC	0.00	0.00	0.00	0.00	0.00	0.00	0.00	-22,949.43	0.00	0.00	-22,949.43	-22,949.43	
Total Stocks	0.00	0.00	0.00	0.00	0.00	0.00	196.72	-60,724.81	1,408.12	-18,463.34	-77,583.31	-77,583.31	
Forex													
GBP	0.00	0.00	-5.73	0.00	0.00	-5.73	0.00	-0.70	0.00	0.00	-0.70	-6.43	
USD	0.00	103.52	-40.76	0.00	0.00	62.76	3.98	0.00	0.00	0.00	3.98	66.74	
Total Forex	0.00	103.52	-46.49	0.00	0.00	57.03	3.98	-0.70	0.00	0.00	3.28	60.31	
Total (All Assets)	0.00	103.52	-46.49	0.00	0.00	57.03	200.70	-60,725.52	1,408.12	-18,463.34	-77,580.03	-77,523.00	

Month & Year to Date Performance Summary

Symbol	Description	Mark-to-Market		Realized S/T		Realized L/T	
		MTD	YTD	MTD	YTD	MTD	YTD
Stocks							
BAC	BANK OF AMERICA CORP	-19,087.62	-41,108.55	0.00	0.00	0.00	0.00
BRK B	BERKSHIRE HATHAWAY INC-CL B	-9,411.83	-6,005.60	0.00	0.00	0.00	0.00
IHVV	ISHARES S&P 500 AUD HEDGED	-2,939.09	-7,663.81	0.00	0.00	0.00	0.00

Month & Year to Date Performance Summary

Symbol	Description	Mark-to-Market		Realized S/T		Realized L/T	
		MTD	YTD	MTD	YTD	MTD	YTD
IVV	ISHARES S&P 500 ETF/AUS	-18,128.38	-63,268.00	0.00	0.00	0.00	0.00
KHC	KRAFT HEINZ CO/THE	241.43	875.05	0.00	0.00	0.00	0.00
MDLZ	MONDELEZ INTERNATIONAL INC-A	-1,529.63	-4,052.91	0.00	0.00	0.00	0.00
TSCO	TESCO PLC	187.74	-1,210.46	0.00	0.00	0.00	0.00
WFC	WELLS FARGO & CO	-23,539.14	-30,218.47	0.00	0.00	0.00	0.00
Total Stocks		-74,206.53	-152,652.75	0.00	0.00	0.00	0.00

Cash Report

	Total	Month to Date	Year to Date
Base Currency Summary			
Starting Cash	233.65		
Commissions	-49.72	-12.85	-32.24
Deposits	27,515.00	8,650.00	20,440.00
Dividends	19,352.62	2,078.64	6,575.12
Trades (Sales)	5,883.96	1,815.06	4,322.03
Trades (Purchase)	-50,694.24	-14,277.32	-34,083.82
Withholding Tax	-1,123.91	-260.14	-617.03
GST	-3.58	-1.00	-2.38
Cash FX Translation Gain/Loss	82.41		
Ending Cash	1,196.19		
Ending Settled Cash	1,196.19		
AUD			
Starting Cash	233.65		
Commissions	-49.72	-12.85	-32.24
Deposits	27,515.00	8,650.00	20,440.00
Dividends	11,363.97	0.00	2,117.32
Trades (Sales)	5,883.96	1,815.06	4,322.03
Trades (Purchase)	-44,802.05	-12,463.70	-29,765.30
GST	-3.58	-1.00	-2.38
Ending Cash	141.23		
Ending Settled Cash	141.23		
GBP			
Starting Cash	0.00		
Dividends	275.77	194.81	194.81
Trades (Purchase)	-80.96	0.00	-80.96
Ending Cash	194.81		
Ending Settled Cash	194.81		
USD			
Starting Cash	0.00		
Dividends	5,428.60	1,225.00	2,975.00
Trades (Purchase)	-4,123.21	-1,264.37	-2,968.87
Withholding Tax	-814.30	-183.75	-446.26
Ending Cash	491.09		

Cash Report

	Total	Month to Date	Year to Date
Ending Settled Cash	491.09		

Open Positions

Symbol	Quantity	Mult	Cost Price	Cost Basis	Close Price	Value	Unrealized P/L	Code
Stocks								
AUD								
IHVV	77	1	507.17983145	39,052.85	368.0300	28,338.31	-10,714.54	
IVV	658	1	565.54661976	372,129.68	550.9300	362,511.94	-9,617.74	
Total				411,182.52		390,850.25	-20,332.27	
GBP								
TSCO	2,530	1	2.23950198	5,665.94	2.5550	6,464.15	798.21	
Total				5,665.94		6,464.15	798.21	
Total in AUD				9,995.28		11,403.41	1,408.12	
USD								
BAC	2,275	1	41.2300	93,798.25	31.1300	70,820.75	-22,977.50	
BRK B	154	1	277.9200	42,799.68	273.0200	42,045.08	-754.60	
KHC	250	1	40.7800	10,195.00	38.1400	9,535.00	-660.00	
MDLZ	750	1	62.4400	46,830.00	62.0900	46,567.50	-262.50	
WFC	2,589	1	45.2900	117,255.81	39.1700	101,411.13	-15,844.68	
Total				310,878.74		270,379.46	-40,499.28	
Total in AUD				450,276.77		391,617.61	-58,659.16	
Total Stocks in AUD				871,454.57		793,871.27	-77,583.31	

Forex Balances

Description	Quantity	Cost Price	Cost Basis in AUD	Close Price	Value in AUD	Unrealized P/L in AUD	Code
Forex							
AUD							
AUD	141.23	1.0000	-141.23	1.0000	141.23	0.00	
GBP	194.81	1.7677	-344.37	1.7641	343.66	-0.70	
USD	491.09	1.4403	-707.32	1.4484	711.29	3.98	
Total			-1,192.92		1,196.19	3.28	

Trades

Symbol	Date/Time	Quantity	T. Price	C. Price	Proceeds	Comm/Fee	Basis	Realized P/L	MTM P/L	Code
Stocks										
AUD										
IVV	2021-09-22, 11:07:50	25	601.4700	604.2000	-15,036.75	-13.23	15,049.98	0.00	68.25	O

Trades											
Symbol	Date/Time	Quantity	T. Price	Proceeds	Comm in AUD	MTM in AUD	Code				
IVV	2022-02-24, 15:00:54	30	576.7200	576.8200	-17,301.60	-15.23	17,316.83	0.00		3.00	O
IVV	2022-06-22, 11:16:22	23	541.9000	539.5700	-12,463.70	-10.97	12,474.67	0.00		-53.59	O
Total IVV		78			-44,802.05	-39.43	44,841.48	0.00		17.66	
Total					-44,802.05	-39.43	44,841.48	0.00		17.66	
Forex											
AUD											
GBP.AUD	2022-03-03, 11:56:50	-80	1.8365		146.92	-2.76				1.21	
GBP.AUD	2022-03-05, 11:51:46	-0.96	1.79475		1.72	0.00				0.00	
Total GBP.AUD		-80.96			148.64	-2.76				1.21	
Total					148.64	-2.76				1.21	
USD											
AUD.USD	2021-09-21, 19:15:59	604	0.72775		-439.56	-2.76				-3.78	
AUD.USD	2021-09-24, 09:50:14	0.7799	0.72961		-0.57	0.00				0.00	
AUD.USD	2021-11-04, 12:36:33	954	0.7462		-711.87	-2.69				-7.96	
AUD.USD	2021-11-06, 10:46:58	3.1545	0.74026		-2.34	0.00				0.01	
AUD.USD	2022-02-24, 15:02:55	1,395	0.7185		-1,002.31	-0.03				-4.32	L
AUD.USD	2022-03-03, 11:56:23	960	0.7289		-699.74	-2.76				5.20	
AUD.USD	2022-03-05, 11:51:46	3.3202	0.73746		-2.45	0.00				-0.03	
AUD.USD	2022-06-21, 10:54:06	1,814	0.6966		-1,263.63	-2.88				1.45	
AUD.USD	2022-06-23, 09:41:50	1.0649	0.69267		-0.74	0.00				-0.01	
Total AUD.USD		5,735.3195			-4,123.21	-11.12				-9.44	
Total					-4,123.21	-11.12				-9.44	
Total in AUD					-5,744.76	-11.12				-9.44	

Transfers											
Symbol	Date	Type	Direction	Xfer Company	Xfer Account	Quantity	Xfer Price	Market Value	Realized P/L	Cash Amount	Code
Stocks											
GBP											
TSCO	2021-06-29	FOP	In	--	NA	2,530	--	5,665.94	0.00	0.00	
Total								5,665.94	0.00	0.00	
Total in AUD								10,438.36	0.00	0.00	
USD											
BAC	2021-07-01	FOP	In	--	FOP	2,275	--	93,798.25	0.00	0.00	
BRK B	2021-07-01	FOP	In	--	FOP	154	--	42,799.68	0.00	0.00	
KHC	2021-07-01	FOP	In	--	FOP	250	--	10,195.00	0.00	0.00	
MDLZ	2021-07-01	FOP	In	--	FOP	750	--	46,830.00	0.00	0.00	

Transfers

WFC	2021-07-01	FOP	In	--	FOP	2,589	--	117,255.81	0.00	0.00
Total								310,878.74	0.00	0.00
Total in AUD								416,111.19	0.00	0.00

Dividends		
Date	Description	Amount
AUD		
2021-07-14	IHV (AU000000IHV8) Cash Dividend AUD 91.987508 (Mixed Income)	7,083.04
2021-07-14	IVV (AU000000IVV8) Cash Dividend AUD 1.7151748 (Exempt From Withholding)	994.80
2021-10-14	IVV (AU000000IVV8) Cash Dividend AUD 1.931911 (Mixed Income)	1,168.81
2022-01-06	IVV (AU000000IVV8) Cash Dividend AUD 1.770807 (Mixed Income)	1,071.34
2022-04-14	IVV (AU000000IVV8) Cash Dividend AUD 1.647216 (Mixed Income)	1,045.98
Total		11,363.97
GBP		
2021-11-27	TSCO(GB00BLGZ9862) Cash Dividend GBP 0.032 per Share (Ordinary Dividend)	80.96
2022-06-25	TSCO(GB00BLGZ9862) Cash Dividend GBP 0.077 per Share (Ordinary Dividend)	194.81
Total		275.77
Total in AUD		495.98
USD		
2021-09-02	WFC(US9497461015) Cash Dividend USD 0.20 per Share (Ordinary Dividend)	517.80
2021-09-25	BAC(US0605051046) Cash Dividend USD 0.21 per Share (Ordinary Dividend)	477.75
2021-09-25	KHC(US5007541064) Cash Dividend USD 0.40 per Share (Ordinary Dividend)	100.00
2021-10-15	MDLZ(US6092071058) Cash Dividend USD 0.35 per Share (Ordinary Dividend)	262.50
2021-12-02	WFC(US9497461015) Cash Dividend USD 0.20 per Share (Ordinary Dividend)	517.80
2021-12-18	KHC(US5007541064) Cash Dividend USD 0.40 per Share (Ordinary Dividend)	100.00
2022-01-01	BAC(US0605051046) Cash Dividend USD 0.21 per Share (Ordinary Dividend)	477.75
2022-01-15	MDLZ(US6092071058) Cash Dividend USD 0.35 per Share (Ordinary Dividend)	262.50
2022-03-02	WFC(US9497461015) Cash Dividend USD 0.25 per Share (Ordinary Dividend)	647.25
2022-03-26	BAC(US0605051046) Cash Dividend USD 0.21 per Share (Ordinary Dividend)	477.75
2022-03-26	KHC(US5007541064) Cash Dividend USD 0.40 per Share (Ordinary Dividend)	100.00
2022-04-15	MDLZ(US6092071058) Cash Dividend USD 0.35 per Share (Ordinary Dividend)	262.50
2022-06-02	WFC(US9497461015) Cash Dividend USD 0.25 per Share (Ordinary Dividend)	647.25
2022-06-25	BAC(US0605051046) Cash Dividend USD 0.21 per Share (Ordinary Dividend)	477.75
2022-06-25	KHC(US5007541064) Cash Dividend USD 0.40 per Share (Ordinary Dividend)	100.00
Total		5,428.60
Total in AUD		7,492.67
Total Dividends in AUD		19,352.62

Withholding Tax		
Date	Description	Amount Code
USD		
2021-09-02	WFC(US9497461015) Cash Dividend USD 0.20 per Share - US Tax	-77.67
2021-09-25	BAC(US0605051046) Cash Dividend USD 0.21 per Share - US Tax	-71.66
2021-09-25	KHC(US5007541064) Cash Dividend USD 0.40 per Share - US Tax	-15.00
2021-10-15	MDLZ(US6092071058) Cash Dividend USD 0.35 per Share - US Tax	-39.38
2021-12-02	WFC(US9497461015) Cash Dividend USD 0.20 per Share - US Tax	-77.67
2021-12-18	KHC(US5007541064) Cash Dividend USD 0.40 per Share - US Tax	-15.00
2022-01-01	BAC(US0605051046) Cash Dividend USD 0.21 per Share - US Tax	-71.66
2022-01-15	MDLZ(US6092071058) Cash Dividend USD 0.35 per Share - US Tax	-39.38
2022-03-02	WFC(US9497461015) Cash Dividend USD 0.25 per Share - US Tax	-97.09
2022-03-26	BAC(US0605051046) Cash Dividend USD 0.21 per Share - US Tax	-71.66
2022-03-26	KHC(US5007541064) Cash Dividend USD 0.40 per Share - US Tax	-15.00
2022-04-15	MDLZ(US6092071058) Cash Dividend USD 0.35 per Share - US Tax	-39.38
2022-06-02	WFC(US9497461015) Cash Dividend USD 0.25 per Share - US Tax	-97.09
2022-06-25	BAC(US0605051046) Cash Dividend USD 0.21 per Share - US Tax	-71.66
2022-06-25	KHC(US5007541064) Cash Dividend USD 0.40 per Share - US Tax	-15.00
Total		-814.30
Total in AUD		-1,123.91

Deposits & Withdrawals		
Date	Description	Amount
AUD		
2021-09-20	Electronic Fund Transfer	7,075.00
2022-02-23	Electronic Fund Transfer	11,790.00
2022-06-21	Electronic Fund Transfer	8,650.00
Total		27,515.00

Dividends

Date	Description	Amount
------	-------------	--------

Change in Dividend Accruals

Symbol	Date	Ex Date	Pay Date	Quantity	Tax	Fee	Gross Rate	Gross Amount	Net Amount	Code
Starting Dividend Accruals in AUD									0.00	
Stocks										
AUD										
IHVV	2021-07-01	2021-07-01	2021-07-13	77	0.00	0.00	91.99	7,083.04	7,083.04	Po
IHVV	2021-07-14	2021-07-01	2021-07-13	77	0.00	0.00	91.99	-7,083.04	-7,083.04	Re
IVV	2021-07-01	2021-07-01	2021-07-13	580	0.00	0.00	1.72	994.96	994.96	Po
IVV	2021-07-14	2021-07-01	2021-07-13	580	0.00	0.00	1.95	-994.96	-994.96	Re
IVV	2021-10-01	2021-10-01	2021-10-13	605	0.00	0.00	1.93	1,168.81	1,168.81	Po
IVV	2021-10-14	2021-10-01	2021-10-13	605	0.00	0.00	1.93	-1,168.81	-1,168.81	Re
IVV	2021-12-21	2021-12-21	2022-01-05	605	0.00	0.00	1.77	1,073.15	1,073.15	Po
IVV	2021-12-21	2021-12-21	2022-01-05	605	0.00	0.00	1.77	1,071.34	1,071.34	Po
IVV	2021-12-21	2021-12-21	2022-01-05	605	0.00	0.00	1.77	-1,073.15	-1,073.15	Re
IVV	2022-01-06	2021-12-21	2022-01-05	605	0.00	0.00	1.77	-1,071.34	-1,071.34	Re
IVV	2022-04-01	2022-04-01	2022-04-13	635	0.00	0.00	1.65	1,045.98	1,045.98	Po
IVV	2022-04-14	2022-04-01	2022-04-13	635	0.00	0.00	1.65	-1,045.98	-1,045.98	Re
Total					0.00	0.00		0.00	0.00	
GBP										
TSCO	2021-10-14	2021-10-14	2021-11-26	2,530	0.00	0.00	0.03	80.96	80.96	Po
TSCO	2021-11-27	2021-10-14	2021-11-26	2,530	0.00	0.00	0.03	-80.96	-80.96	Re
TSCO	2022-05-19	2022-05-19	2022-06-29	2,530	0.00	0.00	0.08	194.81	194.81	Po
TSCO	2022-06-25	2022-05-19	2022-06-24	2,530	0.00	0.00	0.08	-194.81	-194.81	Re
Total					0.00	0.00		0.00	0.00	
Total in AUD					0.00	0.00		-2.03	-2.03	
USD										
BAC	2021-09-02	2021-09-02	2021-09-24	2,275	71.66	0.00	0.21	477.75	406.09	Po
BAC	2021-09-25	2021-09-02	2021-09-24	2,275	-71.66	0.00	0.21	-477.75	-406.09	Re
BAC	2021-12-02	2021-12-02	2021-12-31	2,275	71.67	0.00	0.21	477.75	406.08	Po
BAC	2021-12-02	2021-12-02	2021-12-31	2,275	71.66	0.00	0.21	477.75	406.09	Po
BAC	2021-12-02	2021-12-02	2021-12-31	2,275	-71.67	0.00	0.21	-477.75	-406.08	Re
BAC	2022-01-01	2021-12-02	2021-12-31	2,275	-71.66	0.00	0.21	-477.75	-406.09	Re
BAC	2022-03-03	2022-03-03	2022-03-25	2,275	71.66	0.00	0.21	477.75	406.09	Po
BAC	2022-03-26	2022-03-03	2022-03-25	2,275	-71.66	0.00	0.21	-477.75	-406.09	Re
BAC	2022-06-02	2022-06-02	2022-06-24	2,275	71.66	0.00	0.21	477.75	406.09	Po
BAC	2022-06-25	2022-06-02	2022-06-24	2,275	-71.66	0.00	0.21	-477.75	-406.09	Re
KHC	2021-08-31	2021-08-31	2021-09-24	250	15.00	0.00	0.40	100.00	85.00	Po
KHC	2021-09-25	2021-08-31	2021-09-24	250	-15.00	0.00	0.40	-100.00	-85.00	Re
KHC	2021-11-24	2021-11-24	2021-12-17	250	15.00	0.00	0.40	100.00	85.00	Po
KHC	2021-12-18	2021-11-24	2021-12-17	250	-15.00	0.00	0.40	-100.00	-85.00	Re
KHC	2022-03-10	2022-03-10	2022-03-25	250	15.00	0.00	0.40	100.00	85.00	Po
KHC	2022-03-26	2022-03-10	2022-03-25	250	-15.00	0.00	0.40	-100.00	-85.00	Re
KHC	2022-05-26	2022-05-26	2022-06-24	250	15.00	0.00	0.40	100.00	85.00	Po

Change in Dividend Accruals

Symbol	Date	Ex Date	Pay Date	Quantity	Tax	Fee	Gross Rate	Gross Amount	Net Amount	Code
KHC	2022-06-25	2022-05-26	2022-06-24	250	-15.00	0.00	0.40	-100.00	-85.00	Re
MDLZ	2021-09-29	2021-09-29	2021-10-14	750	39.37	0.00	0.35	262.50	223.13	Po
MDLZ	2021-09-29	2021-09-29	2021-10-14	750	39.38	0.00	0.35	262.50	223.12	Po
MDLZ	2021-09-29	2021-09-29	2021-10-14	750	-39.37	0.00	0.35	-262.50	-223.13	Re
MDLZ	2021-10-15	2021-09-29	2021-10-14	750	-39.38	0.00	0.35	-262.50	-223.12	Re
MDLZ	2021-12-30	2021-12-30	2022-01-14	750	39.37	0.00	0.35	262.50	223.13	Po
MDLZ	2021-12-30	2021-12-30	2022-01-14	750	39.38	0.00	0.35	262.50	223.12	Po
MDLZ	2021-12-30	2021-12-30	2022-01-14	750	-39.37	0.00	0.35	-262.50	-223.13	Re
MDLZ	2022-01-15	2021-12-30	2022-01-14	750	-39.38	0.00	0.35	-262.50	-223.12	Re
MDLZ	2022-03-30	2022-03-30	2022-04-14	750	39.37	0.00	0.35	262.50	223.13	Po
MDLZ	2022-03-30	2022-03-30	2022-04-14	750	39.38	0.00	0.35	262.50	223.12	Po
MDLZ	2022-03-30	2022-03-30	2022-04-14	750	-39.37	0.00	0.35	-262.50	-223.13	Re
MDLZ	2022-04-15	2022-03-30	2022-04-14	750	-39.38	0.00	0.35	-262.50	-223.12	Re
MDLZ	2022-06-29	2022-06-29	2022-07-14	750	39.37	0.00	0.35	262.50	223.13	Po
MDLZ	2022-06-29	2022-06-29	2022-07-14	750	39.38	0.00	0.35	262.50	223.12	Po
MDLZ	2022-06-29	2022-06-29	2022-07-14	750	-39.37	0.00	0.35	-262.50	-223.13	Re
WFC	2021-08-05	2021-08-05	2021-09-01	2,589	77.67	0.00	0.20	517.80	440.13	Po
WFC	2021-09-02	2021-08-05	2021-09-01	2,589	-77.67	0.00	0.20	-517.80	-440.13	Re
WFC	2021-11-04	2021-11-04	2021-12-01	2,589	77.67	0.00	0.20	517.80	440.13	Po
WFC	2021-12-02	2021-11-04	2021-12-01	2,589	-77.67	0.00	0.20	-517.80	-440.13	Re
WFC	2022-02-03	2022-02-03	2022-03-01	2,589	97.09	0.00	0.25	647.25	550.16	Po
WFC	2022-03-02	2022-02-03	2022-03-01	2,589	-97.09	0.00	0.25	-647.25	-550.16	Re
WFC	2022-05-05	2022-05-05	2022-06-01	2,589	97.09	0.00	0.25	647.25	550.16	Po
WFC	2022-06-02	2022-05-05	2022-06-01	2,589	-97.09	0.00	0.25	-647.25	-550.16	Re
Total					39.38	0.00		262.50	223.12	
Total in AUD					54.45	0.00		362.92	308.47	
Total Stocks in AUD					54.45	0.00		360.89	306.45	
Ending Dividend Accruals in AUD									323.17	

Financial Instrument Information

Symbol	Description	Conid	Security ID	Listing Exch	Multiplier	Type	Code
Stocks							
BAC	BANK OF AMERICA CORP	10098	US0605051046	NYSE	1	COMMON	
BRK B	BERKSHIRE HATHAWAY INC-CL B	72063691	US0846707026	NYSE	1	COMMON	
IHVV	ISHARES S&P 500 AUD HEDGED	177228627	AU000000IHVV8	ASX	1	ETF	
IVV	ISHARES S&P 500 ETF/AUS	47595865	AU000000IVV8	ASX	1	ETF	
KHC	KRAFT HEINZ CO/THE	199169586	US5007541064	NASDAQ	1	COMMON	
MDLZ	MONDELEZ INTERNATIONAL INC-A	113599091	US6092071058	NASDAQ	1	COMMON	
TSCO	TESCO PLC	471204140	GB00BLGZ9862	LSE	1	COMMON	
WFC	WELLS FARGO & CO	10375	US9497461015	NYSE	1	COMMON	

Codes

Code	Meaning	Code (Cont.)	Meaning (Cont.)
A	Assignment	LD	Adjusted by Loss Disallowed from Wash Sale
ADR	ADR Fee Accrual	LI	Last In, First Out (LIFO) tax basis election
AEx	Automatic exercise for dividend-related recommendation.	LT	Long Term P/L
AFx	AutoFX conversion resulting from trading	Lo	Direct Loan
Adj	Adjustment	M	Entered manually by IB
Al	Allocation	MEx	Manual exercise for dividend-related recommendation.
Aw	Away Trade	ML	Maximize Losses tax basis election
B	Automatic Buy-in	MLG	Maximize Long Term Gain tax basis election
Bo	Direct Borrow	MLL	Maximize Long Term Loss tax basis election
C	Closing Trade	MSG	Maximize Short Term Gain tax basis election
CD	Cash Delivery	MSL	Maximize Short Term Loss tax basis election
CP	Complex Position	O	Opening Trade
Ca	Cancelled	P	Partial Execution
Co	Corrected Trade	PI	Price Improvement
Cx	Part or all of this transaction was a Crossing executed as dual agent by IB for two IB customers	Po	Interest or Dividend Accrual Posting
ETF	ETF Creation/Redemption	Pr	Part or all of this transaction was executed by the Exchange as a Crossing by IB against an IB affiliate and is therefore classified as a Principal and not an agency trade
Ep	Resulted from an Expired Position	R	Dividend Reinvestment
Ex	Exercise	RED	Redemption to Investor
FP	The fractional portion of this trade was executed against IB or an affiliate.	RI	Recurring Investment
FPA	The fractional portion of this trade was executed against IB or an affiliate. IB acted as agent for the whole share portion of this trade.	RP	IB acted as agent for the fractional share portion of this trade, which was executed by an IB affiliate as riskless principal.
G	Trade in Guaranteed Account Segment	RPA	IB acted as agent for both the fractional share portion and the whole share portion of this trade; the fractional share portion was executed by an IB Affiliate as riskless principal.
GEA	Exercise or Assignment resulting from offsetting positions	Rb	Rebill
HC	Highest Cost tax basis election	Re	Interest or Dividend Accrual Reversal
HFI	Investment Transferred to Hedge Fund	Ri	Reimbursement
HFR	Redemption from Hedge Fund	SI	This order was solicited by Interactive Brokers
I	Internal Transfer	SL	Specific Lot tax basis election
IA	The transaction was executed against IB or an affiliate	SO	This order was marked as solicited by your Introducing Broker
IM	A portion of the order was executed against IB or an affiliate; IB acted as agent on a portion.	SS	Customer designated this trade for shortened settlement and so is subject to execution at prices above the prevailing market
INV	Investment Transfer from Investor	ST	Short Term P/L
IPO	This transaction was executed as part of an IPO in which IB was a member of the selling group and is classified as a Principal trade.	T	Transfer
L	Ordered by IB (Margin Violation)	Un	Unvested shares from stock grant

Notes/Legal Notes

Notes

- This statement has been prepared by Interactive Brokers Australia Pty Ltd AFSL 453554, ABN 98 166 929 568, Level 40, Grosvenor Place, 255 George Street, Sydney NSW to confirm the Transactions covered herein.
IBA is a participant of ASX market, the ASX 24 market and the Chi-X Australia market.
- Transactions in products on Australia exchanges which settle via CHESSE ((including ordinary shares, units, bonds, hybrids, CDIs, exchange-traded Australian Government Bonds (AGBs) , exchange-traded products (including ETFs), warrants and instalments)) settle on trade date plus two days, i.e. T+2, and options and futures settle on trade date plus one day, i.e. T+1. Share (including stock) transactions on international exchanges generally settle on trade date plus 3 days, i.e. T+3 (some exchanges have longer or shorter settlement periods) and options and futures traded on international exchanges settle on the trade date plus one day, i.e. T+1. A reference to a "trade date" is a reference to the trade date in the place where the market for the relevant product is located. Ending settled cash reflects the cash which has actually settled.
- Initial and maintenance margin requirements are available within the Account Window of the Trader Workstation.

Notes/Legal Notes

4. Quantities preceded by a "-" sign indicate sell transactions. Other transactions are purchases.
5. In case of partial executions, commissions are charged on the total quantity executed on the original order. The commission is displayed on the first partial execution only.
6. Each closed lot indicated above with a reference to note (6) was chosen by the end of the trading day to be sold versus the specific opening purchase identified in that row.
7. Times are displayed in Australian Eastern Standard Time (AEST)/Australian Eastern Daylight Savings Time (AEDT); there will therefore be a difference between the times reported in this statement/report and the times that a trade is reported by the exchange to have occurred in markets which operate in a different time zone. This report covers the period which begins at 10am on a given day through to 10am on the day following the given day unless otherwise indicated.
8. You are responsible for promptly checking this statement. You must immediately notify IBA if you become aware that there is an error in this statement. We are entitled to assume that the trades confirmed in this statement are correct unless you notify us of any error within 24 hours following IBA (or someone on its behalf) giving you this statement.

If IBA confirms execution or cancellation in error and you delay reporting such error, IBA reserves the right to remove the Transaction from the account or require you to accept the Transaction, in IBA's absolute discretion.

Please contact the Interactive Brokers Australia Customer Service Department through by lodging a ticket via account management or via the other means outlined on our website. You may also contact IB by phone, but if you report an error by phone, you should reconfirm such oral communication in writing.

9. Unless otherwise noted, Interactive Brokers acted as agent in the execution of all exchange traded products. IBA acts as principal in all over-the-counter transactions, including foreign currency spot and contracts for difference and derivatives issued to you under the Stock Yield Enhancement Program.
10. All VWAP trades are effected pursuant to an average price formula based on a reference price provided by a third-party data provider. Additional information and reference prices are available upon request. IBA, as agent, effects VWAP transactions through a market making affiliate, which acts as principal in such transactions and may have a long or short position in the security and may have profited or lost in connection with the transaction.
11. All reports, statements and confirmations issued by IBA are subject to the Applicable Laws, the directions, decisions and requirements of the relevant market operator, the clearing rules and where relevant, the relevant settlement rules, the customs and usages of the relevant financial market and the correction of errors and omissions.
12. Trades in Cash Market Products (as that term is defined in the relevant market integrity rules) on ASX and Chi-X Australia are cleared by BNP Paribas Securities Services, ARBN 149 440 291, AFSL 402467, who is a participant of ASX Clear Pty Ltd and ASX Settlement Pty Ltd.

Trades in Derivative Products on ASX and all products on ASX 24 are cleared by Interactive Brokers Australia as a participant of ASX Clear Pty Ltd and ASX Clear (Futures) Pty Ltd.

If your transaction was a crossing transaction, IBA may have either acted on behalf of (i) both the buyer and seller of this transaction, or (ii) on behalf of the buyer or seller on one side of the transaction and act as Principal on the other side. Under the Corporations Act 2001, where IBA enters into an exchange traded derivatives on a customer's behalf, IB is regarded as having issued the derivative to the customer.

13. Applicable fees for your transactions is available on the Interactive Brokers Australia website www.interactivebrokers.com.au under "Pricing".
14. Borrow Fee Rate represents the cost to borrow stock expressed in percent per annum. It is applied to the collateral value on the stock borrow contract and is separate from any interest earned on credit cash balances. Similarly, Loan Fee Rate represents the benefit to lend stock. A positive rate indicates a cost to the borrower/benefit to the lender and a negative rate indicates a benefit to the borrower/cost to the lender. In general, the fee rates for hard-to-borrow stocks are higher than for normal availability stocks.
15. The closing prices on this Activity Statement are indicative and may come from third-party sources. While Interactive Brokers Australia reasonably believes the information presented in this statement is correct, Interactive Brokers Australia does not warrant the accuracy of the prices provided by third-party sources.
16. All Market Data and Research services are provided through Global Financial Information Services (GmbH).
17. Market data is provided by Global Financial Information Services (GmbH). Your local broker collects amounts owed for fees and tax for such data on behalf of Global Financial Information Services (GmbH). Note, you are responsible for any applicable taxes relating to the provision of these services.

Offshore Markets Notes: The following specific notices relate to transactions occurring on non-Australian markets only:

18. Affiliates of Interactive Brokers Australia receive compensation from fund companies in connection with the purchase and holding of mutual fund shares by customers of Interactive Brokers LLC. Such compensation includes, but is not limited to, Rule 12b-1 fees which are paid out of the funds assets. The source and amount of any remuneration received will be furnished upon written request of the customer.
19. The following entities clear non-Australian exchange transactions: Interactive Brokers LLC; Interactive Brokers Canada Inc.; Interactive Brokers Hong Kong Limited; Interactive Brokers Securities Japan, Inc.; Interactive Brokers (U.K.) Limited; Timber Hill Europe AG; Timber Hill LLC; ABN Amro Clearing Singapore Pte. Ltd.; BBVA Bancomer, S.A.; BNP Paribas Securities Services, Milan Branch; Citibank International plc; Euroclear Bank S.A./N.V.; Shinhan Securities Co., Ltd.; Skandinaviska Enskilda Banken AB.; Skandinaviska Enskilda Merchanng Banking, Oslo Branch
20. Trades marked with the exchange indicator of TMBR were effected by IBA as agent through a market making affiliate, which acted as principal in the transaction and may have a long or short position in the security and may have profited or lost in connection with the transaction.
21. Affiliates of IBA may also receive liquidity rebates from Alternative Trading Systems and exchanges for certain orders. Affiliates of IBA may receive payment for some option orders pursuant to exchange-mandated marketing fee programs or other arrangements. Affiliates of IBA do not generally accept payment for order flow for security futures orders. The source and nature of any compensation received by an affiliate of IBA in connection with any transaction is available upon written request of the customer. For further information, including a full list of IBA's affiliates, check the IB AU website or email help@interactivebrokers.com.

77700 - Shares in Listed Companies (Overseas)

2022 Financial Year

Preparer Shelley Lian

Reviewer Steven Lee

Status Completed

Account Code	Description	CY Units	CY Balance	LY Units	LY Balance	Change
BAC.NYE	Bank Amer Corp Com (BAC)	0.000000		2275.000000	\$124,764.87	100%
BRK.B.NYE	Berkshire Hathaway Inc Dec Cl B New (BRK B)	0.000000		154.000000	\$56,929.61	100%
KHC.NDQ	Kraft Heinz Co (KHC)	0.000000		250.000000	\$13,560.78	100%
MDLZ.NDQ	Mondelez Intl Inc Cl A (MDLZ) (formerly knwn an Kraft Foods Inc Cl a (KFT))	0.000000		750.000000	\$62,290.50	100%
TSCO.L	Tesco Plc Shs (TSCDF)	0.000000		2530.000000	\$10,389.70	100%
WFC.NYE	Wells Fargo & Co New Com (WFC)	0.000000		2589.000000	\$155,966.80	100%
TOTAL		CY Units	CY Balance	LY Units	LY Balance	
		0.000000		8548.000000	\$423,902.26	

Supporting Documents

◦ Investment Movement Report [Report](#)

Standard Checklist

- Attach copies of Statements and Source Documentation
- Attach Investment Movement Report
- Ensure all Investments are valued at June 30 in Australian Dollars
- Ensure the investment is in accordance with the Fund's investment strategy
- Ensure the investment is in accordance with the SIS Act

MICHAEL CLUKEY SUPER Investment Movement Report

As at 30 June 2022

Investment	Opening Balance		Additions		Disposals			Closing Balance		
	Units	Cost	Units	Cost	Units	Cost	Accounting Profit/(Loss)	Units	Cost	Market Value
Bank Accounts										
UBank USaver SMSF ***007		4,912.98		28,085.77		(31,851.76)			1,146.99	1,146.99
		4,912.98		28,085.77		(31,851.76)			1,146.99	1,146.99
Managed Investments (Australian)										
MICLIBAC - Interactive Brokers Account	1.00	366,574.70		506,072.79				1.00	872,647.49	795,390.63
		366,574.70		506,072.79					872,647.49	795,390.63
Shares in Listed Companies (Overseas)										
BAC.NYE - Bank Amer Corp Com (BAC)	2,275.00	15,968.04			(2,275.00)	(15,968.04)	0.00			0.00
BRK.B.NYE - Berkshire Hathaway Inc Dec Cl B New (BRK B)	154.00	11,518.96			(154.00)	(11,518.96)	0.00			0.00
KHC.NDQ - Kraft Heinz Co (KHC)	250.00	24,250.57			(250.00)	(24,250.57)	0.00			0.00
MDLZ.NDQ - Mondelez Intl Inc Cl A (MDLZ) (formerly knwn an Kraft Foods Inc Cl a (KFT))	750.00	15,353.54			(750.00)	(15,353.54)	0.00			0.00
TSCO.L - Tesco Plc Shs (TSCDF)	2,530.00	21,672.22			(2,530.00)	(21,672.22)	0.00			0.00
WFC.NYE - Wells Fargo & Co New Com (WFC)	2,589.00	78,918.84			(2,589.00)	(78,918.84)	0.00			0.00
		167,682.17				(167,682.17)	0.00			0.00
		539,169.85		534,158.56		(199,533.93)	0.00		873,794.48	796,537.62

85000 - Income Tax Payable/Refundable

2022 Financial Year

Preparer Shelley Lian

Reviewer Steven Lee

Status Completed

Account Code	Description	CY Balance	LY Balance	Change
85000	Income Tax Payable/Refundable	(\$9,733.06)	(\$6,997.12)	39.1%
TOTAL		CY Balance	LY Balance	
		(\$9,733.06)	(\$6,997.12)	

Supporting Documents

- Exempt Pension Reconciliation [Report](#)
- Non Deductible Expense Reconciliation [Report](#)
- Tax Reconciliation Report [Report](#)
- Statement of Taxable Income [Report](#)
- ATO Income Tax.pdf

Standard Checklist

- Attach Actuarial Certificate (if applicable)
- Attach any other Tax reconciliations
- Attach copy of Exempt Pension Reconciliation (if applicable)
- Attach copy of Non Deductible Expense Reconciliation (if applicable)
- Attach copy of Statement of Taxable Income
- Attach copy of Tax Reconciliation Report
- Confirm Transactions in ATO Portal

MICHAEL CLUKEY SUPER
Statement of Taxable Income

For the year ended 30 June 2022

	2022
	\$
Benefits accrued as a result of operations	(1,146.71)
Less	
Other Non Taxable Income	145.48
	<u>145.48</u>
Add	
Decrease in MV of investments	46,184.60
Foreign Credits	1,171.30
Net Capital Gains	38.00
	<u>47,393.90</u>
SMSF Annual Return Rounding	(1.71)
	<u>46,100.00</u>
Taxable Income or Loss	46,100.00
Income Tax on Taxable Income or Loss	6,915.00
Less	
Foreign Credits	1,171.30
	<u>5,743.70</u>
CURRENT TAX OR REFUND	5,743.70
Supervisory Levy	259.00
	<u>6,002.70</u>
AMOUNT DUE OR REFUNDABLE	6,002.70

** Distribution tax components review process has not been completed for the financial year.*



Australian Government
Australian Taxation Office

Agent SUPERHELP AUSTRALIA PTY LTD
Client THE TRUSTEE FOR MICHAEL
CLUKEY SUPER
ABN 44 171 136 121
TFN 920 956 349

Income tax 551

Date generated	19 June 2023
Overdue	\$0.00
Not yet due	\$0.00
Balance	\$0.00

Transactions

8 results found - from **19 June 2021** to **19 June 2023** sorted by **processed date** ordered **newest to oldest**

Processed date	Effective date	Description	Debit (DR)	Credit (CR)	Balance
23 Sep 2022	23 Sep 2022	General interest charge			\$0.00
23 Sep 2022	21 Sep 2022	Payment received		\$4,248.36	\$0.00
23 Sep 2022	1 Jul 2022	General interest charge			\$4,248.36 DR
20 Sep 2022	14 Jun 2022	Tax return Self Man Superfund - Income Tax for the period from 01 Jul 20 to 30 Jun 21	\$4,248.36		\$4,248.36 DR
16 Aug 2021	16 Aug 2021	General interest charge			\$0.00
16 Aug 2021	13 Aug 2021	Payment received		\$3,266.76	\$0.00
2 Aug 2021	1 Jul 2021	General interest charge			\$3,266.76 DR
30 Jul 2021	15 Jun 2021	Tax return Self Man Superfund - Income Tax for the period from 01 Jul 19 to 30 Jun 20	\$3,266.76		\$3,266.76 DR

MICHAEL CLUKEY SUPER

Tax Reconciliation Report

For the year ended 30 June 2022

Tax Return Label	Date	Account Code	Account Name	Amount \$
A - Net capital gain				
				38.02
Sub-Total				38.02
Ignore Cents				0.02
Total				38.00
C - Income - Gross interest				
	31/07/2021	25000/UBANK373355007	UBank USaver SMSF ***007	0.85
	31/08/2021	25000/UBANK373355007	UBank USaver SMSF ***007	0.89
	30/09/2021	25000/UBANK373355007	UBank USaver SMSF ***007	0.54
	31/10/2021	25000/UBANK373355007	UBank USaver SMSF ***007	0.33
	30/11/2021	25000/UBANK373355007	UBank USaver SMSF ***007	1.05
	31/12/2021	25000/UBANK373355007	UBank USaver SMSF ***007	1.47
	31/01/2022	25000/UBANK373355007	UBank USaver SMSF ***007	1.95
	28/02/2022	25000/UBANK373355007	UBank USaver SMSF ***007	0.71
	30/04/2022	25000/UBANK373355007	UBank USaver SMSF ***007	0.25
	31/05/2022	25000/UBANK373355007	UBank USaver SMSF ***007	1.12
	30/06/2022	25000/UBANK373355007	UBank USaver SMSF ***007	0.40
Sub-Total				9.56
Ignore Cents				0.56
Total				9.00
D1 - Income - Gross foreign income				
	07/07/2021	23900/TSCO.L	Tesco Plc Shs (TSCDF)	276.64
	19/07/2021	23900/MDLZ.NDQ	Mondelez Intl Inc CI A (MDLZ) (formerly knwn an Kraft Foods Inc C...	315.89
	30/06/2022	23900/MICLIBAC	Interactive Brokers Account	7,988.65
Sub-Total				8,581.18
Ignore Cents				0.18
Total				8,581.00
D - Income - Net foreign income				
	07/07/2021	23900/TSCO.L	Tesco Plc Shs (TSCDF)	276.64
	19/07/2021	23900/MDLZ.NDQ	Mondelez Intl Inc CI A (MDLZ) (formerly knwn an Kraft Foods Inc C...	315.89
	30/06/2022	23900/MICLIBAC	Interactive Brokers Account	7,988.65
Sub-Total				8,581.18
Ignore Cents				0.18
Total				8,581.00
J - Unfranked dividend amount				
	30/06/2022	23900/MICLIBAC	Interactive Brokers Account	11,363.97

MICHAEL CLUKEY SUPER

Tax Reconciliation Report

For the year ended 30 June 2022

Tax Return Label	Date	Account Code	Account Name	Amount \$
J - Unfranked dividend amount				
Sub-Total				11,363.97
Ignore Cents				0.97
Total				11,363.00
R1 - Assessable employer contributions				
	16/07/2021	24200/CLUMIC00001A	(Contributions) Cluskey, Michael John - Accumulation (Accumulatio...	2,833.33
	13/08/2021	24200/CLUMIC00001A	(Contributions) Cluskey, Michael John - Accumulation (Accumulatio...	2,833.33
	17/09/2021	24200/CLUMIC00001A	(Contributions) Cluskey, Michael John - Accumulation (Accumulatio...	225.34
	18/10/2021	24200/CLUMIC00001A	(Contributions) Cluskey, Michael John - Accumulation (Accumulatio...	2,833.33
	16/11/2021	24200/CLUMIC00001A	(Contributions) Cluskey, Michael John - Accumulation (Accumulatio...	2,833.33
	16/12/2021	24200/CLUMIC00001A	(Contributions) Cluskey, Michael John - Accumulation (Accumulatio...	225.34
	17/01/2022	24200/CLUMIC00001A	(Contributions) Cluskey, Michael John - Accumulation (Accumulatio...	2,833.33
	28/01/2022	24200/CLUMIC00001A	(Contributions) Cluskey, Michael John - Accumulation (Accumulatio...	3,058.67
	22/04/2022	24200/CLUMIC00001A	(Contributions) Cluskey, Michael John - Accumulation (Accumulatio...	3,333.33
	19/05/2022	24200/CLUMIC00001A	(Contributions) Cluskey, Michael John - Accumulation (Accumulatio...	2,558.67
	17/06/2022	24200/CLUMIC00001A	(Contributions) Cluskey, Michael John - Accumulation (Accumulatio...	3,900.00
Sub-Total				27,468.00
Ignore Cents				0.00
Total				27,468.00
R - Assessable contributions (R1 plus R2 plus R3 less R6)				
			Assessable employer contributions	27,468.00
Sub-Total				27,468.00
Ignore Cents				0.00
Total				27,468.00
W - GROSS INCOME (Sum of labels A to U)				
				47,459.00
Sub-Total				47,459.00
Ignore Cents				0.00
Total				47,459.00
V - TOTAL ASSESSABLE INCOME (W less Y)				
				47,459.00
Sub-Total				47,459.00
Ignore Cents				0.00
Total				47,459.00
H1 - Expenses - SMSF auditor fee				
	30/06/2022	30700	Auditor's Remuneration	550.00

MICHAEL CLUKEY SUPER

Tax Reconciliation Report

For the year ended 30 June 2022

Tax Return Label	Date	Account Code	Account Name	Amount \$
H1 - Expenses - SMSF auditor fee				
Sub-Total				550.00
Ignore Cents				0.00
Total				550.00
J1 - Expenses - Management and administration expenses				
	30/06/2022	30100	Accountancy Fees	550.00
	13/08/2021	30400	ATO Supervisory Levy	259.00
Sub-Total				809.00
Ignore Cents				0.00
Total				809.00
N - TOTAL DEDUCTIONS				
				1,359.00
Sub-Total				1,359.00
Ignore Cents				0.00
Total				1,359.00
O - TAXABLE INCOME OR LOSS				
				46,100.00
Sub-Total				46,100.00
Ignore Cents				0.00
Total				46,100.00
Z - TOTAL SMSF EXPENSES				
				1,359.00
Sub-Total				1,359.00
Ignore Cents				0.00
Total				1,359.00
A - Taxable income				
				46,100.00
Sub-Total				46,100.00
Ignore Cents				0.00
Total				46,100.00
T1 - Tax on taxable income				
				6,915.00
Sub-Total				6,915.00
Ignore Cents				0.00
Total				6,915.00
B - Gross Tax				
				6,915.00
Sub-Total				6,915.00
Ignore Cents				0.00
Total				6,915.00

MICHAEL CLUKEY SUPER

Tax Reconciliation Report

For the year ended 30 June 2022

Tax Return Label	Date	Account Code	Account Name	Amount \$
C1 - Foreign income tax offset				
	19/07/2021	23900/MDLZ.NDQ	Mondelez Intl Inc CI A (MDLZ) (formerly knwn an Kraft Foods Inc C...	47.39
	30/06/2022	23900/MICLIBAC	Interactive Brokers Account	1,123.91
Sub-Total				1,171.30
Ignore Cents				0.00
Total				1,171.30
C - Non-refundable non-carry forward tax offsets				
				1,171.30
Sub-Total				1,171.30
Ignore Cents				0.00
Total				1,171.30
T2 - SUBTOTAL				
				5,743.70
Sub-Total				5,743.70
Ignore Cents				0.00
Total				5,743.70
T3 - SUBTOTAL 2				
				5,743.70
Sub-Total				5,743.70
Ignore Cents				0.00
Total				5,743.70
T5 - TAX PAYABLE				
				5,743.70
Sub-Total				5,743.70
Ignore Cents				0.00
Total				5,743.70
L - Supervisory levy				
				259.00
Sub-Total				259.00
Ignore Cents				0.00
Total				259.00
S - AMOUNT DUE OR REFUNDABLE				
				6,002.70
Sub-Total				6,002.70
Ignore Cents				0.00
Total				6,002.70

MICHAEL CLUKEY SUPER

Exempt Current Pension Income Reconciliation

For The Period 01 July 2021 - 30 June 2022

	Date	Account Code	Account Description	Taxable Amount	Actuary/Pool %	Exempt Amount
Label A						
Final calculations 01 July 2021 - 30 June 2022			Net Capital Gains	38.02	0.00 %	0.00
Segment - 01 July 2021 to 30 June 2022						
Label C						
	31/07/2021	25000/UBANK373355007	UBank USaver SMSF ***007	0.85		
	31/08/2021	25000/UBANK373355007	UBank USaver SMSF ***007	0.89		
	30/09/2021	25000/UBANK373355007	UBank USaver SMSF ***007	0.54		
	31/10/2021	25000/UBANK373355007	UBank USaver SMSF ***007	0.33		
	30/11/2021	25000/UBANK373355007	UBank USaver SMSF ***007	1.05		
	31/12/2021	25000/UBANK373355007	UBank USaver SMSF ***007	1.47		
	31/01/2022	25000/UBANK373355007	UBank USaver SMSF ***007	1.95		
	28/02/2022	25000/UBANK373355007	UBank USaver SMSF ***007	0.71		
	30/04/2022	25000/UBANK373355007	UBank USaver SMSF ***007	0.25		
	31/05/2022	25000/UBANK373355007	UBank USaver SMSF ***007	1.12		
	30/06/2022	25000/UBANK373355007	UBank USaver SMSF ***007	0.40		
			Total	9.56	0.000 %	0.00
Label D1						
	07/07/2021	23900/TSCO.L	Tesco Plc Shs (TSCDF)	276.64		
	19/07/2021	23900/MDLZ.NDQ	Mondelez Intl Inc Cl A (MDLZ) (formerly	315.89		
	30/06/2022	23900/MICLIBAC	Interactive Brokers Account	7,988.65		
			Total	8,581.18	0.000 %	0.00
Label J						
	30/06/2022	23900/MICLIBAC	Interactive Brokers Account	11,363.97		

MICHAEL CLUKEY SUPER

Exempt Current Pension Income Reconciliation

For The Period 01 July 2021 - 30 June 2022

Date	Account Code	Account Description	Taxable Amount	Actuary/Pool %	Exempt Amount
Label J					
		Total	11,363.97	0.000 %	0.00
Total Segment ECPI *					0.00
SMSF Annual Return Rounding					0.00
Total ECPI					0.00

* Total Segment ECPI does not include ECPI amounts from Label A. The total ECPI from Label A is shown separately at the start of the report.

MICHAEL CLUKEY SUPER

Pension Non Deductible Expense Report

For The Period 01 July 2021 - 30 June 2022

	Date	Account Code	Account Description	Amount	Expense %	Deductible	Non Deductible
Segment - 01 July 2021 to 30 June 2022							
Label H							
	30/06/2022	30700	Auditor's Remuneration	550.00			
			Total	550.00	0.000 %	550.00	0.00
Label J							
	30/06/2022	30100	Accountancy Fees	550.00			
			Total	550.00	0.000 %	550.00	0.00
	13/08/2021	30400	ATO Supervisory Levy	259.00			
			Total	259.00	0.000 %	259.00	0.00
					Label Total	809.00	0.00
					Total Segment Expenses	1,359.00	0.00
					Total Expenses *	1,359.00	0.00

* General expense percentage - 0.000 %

* Investment expense percentage - 0.000 %

88000 - Sundry Creditors

2022 Financial Year

Preparer Shelley Lian

Reviewer Steven Lee

Status Completed

Account Code	Description	CY Balance	LY Balance	Change
88000	Sundry Creditors	(\$1,100.00)	(\$1,070.00)	2.8%
TOTAL		CY Balance	LY Balance	
		(\$1,100.00)	(\$1,070.00)	

Supporting Documents

◦ General Ledger [Report](#)

Standard Checklist

Attach all source documentation and confirmations of Liability

MICHAEL CLUKEY SUPER

General Ledger

As at 30 June 2022

Transaction Date	Description	Units	Debit	Credit	Balance \$
Sundry Creditors (88000)					
<u>Sundry Creditors (88000)</u>					
01/07/2021	Opening Balance				1,070.00 CR
29/07/2021	Funds Transfer to super help aust MichaelClukeySuper Fast Payment		1,070.00		0.00 DR
30/06/2022	SH 2022			1,100.00	1,100.00 CR
			1,070.00	1,100.00	1,100.00 CR

Total Debits: 1,070.00

Total Credits: 1,100.00

89000 - Deferred Tax Liability/Asset

2022 Financial Year

Preparer Shelley Lian

Reviewer Steven Lee

Status Completed

Account Code	Description	CY Balance	LY Balance	Change
89000	Deferred Tax Liability/Asset	(\$34,696.17)	(\$39,314.63)	(11.75)%
TOTAL		CY Balance	LY Balance	
		(\$34,696.17)	(\$39,314.63)	

Supporting Documents

- Deferred Tax Reconciliation Report [Report](#)

Standard Checklist

- Attach all source documentation and confirmations of Liability
- Attach copy of Deferred Tax Reconciliation Report

MICHAEL CLUKEY SUPER**Deferred Tax Reconciliation**

For The Period 01 July 2021 - 30 June 2022

Investment Code	Investment Name	Revaluation/Tax Deferred	Permanent Difference (Non-Assessable)	Temporary Difference (Assessable)	Temporary Difference (Accumulation Portion)
Revaluations					
TSCO.L	Tesco Plc Shs (TSCDF)	11,282.52	3,760.84	7,521.68	7,521.68
BRK.B.NYE	Berkshire Hathaway Inc Dec Cl B New (BRK B)	(45,410.65)	(15,136.88)	(30,273.77)	(30,273.77)
KHC.NDQ	Kraft Heinz Co (KHC)	10,689.79	3,563.26	7,126.53	7,126.53
WFC.NYE	Wells Fargo & Co New Com (WFC)	(77,047.96)	(25,682.65)	(51,365.31)	(51,365.31)
MICLIBAC	Interactive Brokers Account	210,035.49	70,011.83	140,023.66	140,023.66
BAC.NYE	Bank Amer Corp Com (BAC)	(108,796.83)	(36,265.61)	(72,531.22)	(72,531.22)
MDLZ.NDQ	Mondelez Intl Inc Cl A (MDLZ) (formerly knwn an Kraft Foods Inc Cl a (KFT))	(46,936.96)	(15,645.65)	(31,291.31)	(31,291.31)
		(46,184.60)	(15,394.86)	(30,789.74)	(30,789.74)
Total		(46,184.60)	(15,394.86)	(30,789.74)	(30,789.74)
Deferred Tax Liability (Asset) Summary					
Opening Balance		39,314.63			
Current Year Transactions		(4,618.46)			
Total Capital Losses		0.00			
Total Tax Losses		0.00			
Deferred Tax WriteBacks/Adjustment		0.00			
Capital Loss carried forward recouped		0.00			
Tax Loss carried forward recouped		0.00			
Closing Balance		34,696.17			

A - Financial Statements

2022 Financial Year

Preparer Shelley Lian

Reviewer Steven Lee

Status Completed

Supporting Documents

No supporting documents

Standard Checklist

- Attach copy of Financial Statements
- Attach copy of SMSF Annual Return

B - Permanent Documents

2022 Financial Year

Preparer Shelley Lian

Reviewer Steven Lee

Status Completed

Supporting Documents

- Fund Summary Report Report
- SF Lookup - Michael Clukey Super.pdf
- ABN Lookup - Michael Clukey Super.pdf

Standard Checklist

- Attach latest copy of ASIC annual company statement (if corporate trustee)
- Ensure latest copies of ATO Trustee Declarations and ATO confirmation that the fund is a regulated fund is attached
- Ensure latest copies of trustee consents, member consents and registers are attached
- Ensure latest copy of trust deed (including amendments) are attached
- Use [Australian Business Register](#) to ensure details are correct
- Use [Super Fund Lookup](#) to check the eligibility to receive rollovers and contributions

MICHAEL CLUKEY SUPER Fund Summary Report

As at 30 June 2022

Fund Details

Date Formed: 01/11/2010
Tax File Number: Provided
ABN: 44171136121

Period: 01/07/2021 - 30/06/2022
Fund Type: SMSF
GST Registered: No

Postal Address:

6 Hale Street
Kew East, Victoria 3102

Physical Address:

6 Hale Street
Kew East, Victoria 3102

Members

Number of Members: 1

Name	Age	Member Accounts	Pension Accounts	Tax File Number	Beneficiary Details
Cluskey, Michael John	47	1	0	Provided	Not Provided

Fund Relationships

Relationship Type	Contact
Accountant	Superhelp Australia Pty Limited
Auditor	Super Audits Pty Ltd
Fund Contact	Cluskey, Michael John
Tax Agent	Superhelp Australia Pty Limited
Trustee	Cluskey, Michael John
Trustee	Ashford, Sarah



Current details for ABN 44 171 136 121

ABN details

Entity name:	The trustee for Michael Clukey Super
ABN status:	Active from 01 Nov 2010
Entity type:	Superannuation Fund
Goods & Services Tax (GST):	Not currently registered for GST
Main business location:	VIC 3101

Super Fund Lookup

[Use Super Fund Lookup](#) to check the eligibility of **The trustee for Michael Clukey Super** to receive rollovers and contributions

Deductible gift recipient status

Not entitled to receive tax deductible gifts

Disclaimer

The Registrar makes every reasonable effort to maintain current and accurate information on this site. The Commissioner of Taxation advises that if you use ABN Lookup for information about another entity for taxation purposes and that information turns out to be incorrect, in certain circumstances you will be protected from liability. For more information see [disclaimer](#)



The trustee for Michael Clukey Super

ABN details

ABN:	44 171 136 121 View record on ABN Lookup
ABN Status:	Active from 01 Nov 2010
Fund type:	ATO Regulated Self-Managed Superannuation Fund
Contact details:	PO Box 1906 MACQUARIE CENTRE NSW 2113 AUSTRALIA
Status:	Complying

What does 'Complying' mean?

A 'Complying' SMSF:

- is a regulated fund
- is a resident of Australia, and
- has been issued with a [Notice of compliance](#)

APRA Funds

See the [guidance](#) issued by APRA for further assistance in managing transfers and rollovers to SMSFs. Use the [ATO Business Portal](#) to verify a person is a member of the SMSF before completing a transfer or rollover.

Superannuation guarantee payments

Contributions made to complying funds can qualify as Superannuation Guarantee (SG) payments. This record extract can be used to confirm this fund has been issued with a Notice of Compliance and is currently entitled to receive employer SG payments.

Tax rates

Complying funds that meet [Superannuation Industry \(Supervision\) Act 1993](#) (SISA) standards qualify for [concessional tax rates](#).

Also refer to [frequently asked questions](#)

Disclaimer

This extract is based on information supplied by superannuation entities to the Commissioner of Taxation.

Important Neither the Australian Government nor the ATO endorse or guarantee the performance of super funds.

C - Other Documents

2022 Financial Year

Preparer Shelley Lian

Reviewer Steven Lee

Status Completed

Supporting Documents

- SMSF Investment Strategy 2023vF.pdf

Standard Checklist

- Attach copy of any SOAs issued during the Financial Year
- Attach copy of Investment Strategy
- Attach signed Engagement Letter
- Attach signed Trustee Representation Letter
- Attach Trustee Minutes prepared during the year

MICHAEL CLUKEY SUPER Investment Strategy

Overview

The aim of this strategy is to provide the Members with an income on retirement.

Investment Objectives

The Trustee(s) will at all times ensure the funds assets are invested in accordance with the trust deed and comply with the applicable legislative requirements.

The Trustee(s) will act prudently to maximise the rate of return, subject to acceptable risk parameters whilst maintaining an appropriate diversification across a broad range of assets whilst assessing the risks where it is determined the fund's portfolio lacks diversification and / or has elected to implement a sector bias.

Having considered the risk profile of the fund and the member's needs and circumstances, the trustee has adopted the following objectives for the investment of assets of the fund;

- to achieve an investment return (based on market values and net of tax and charges) that exceeds the CPI by at least 3% per annum when measured over a rolling 5 year period.
- to have a probability of zero or negative returns in any 12 Month period of less than one in five years; and
- have sufficient liquidity to meet liabilities as and when they fall due.
- to consider the need to hold a policy of insurance for one or more members of the fund.

Investment Strategy

The fund will invest in a portfolio of assets according to market conditions and within the ranges specified below:

Asset Allocation

The targeted asset allocation will be in the following ranges:

<u>Asset Class</u>	<u>Target Range</u>	<u>Benchmark</u>
Australian Shares	0 - 0 %	0 %
International Shares	0 - 45 %	50 %
Cash	0 - 0 %	0 %
Australian Fixed Interest	0 - 0 %	0 %
International Fixed Interest	0 - 0 %	0 %
Mortgages	0 - 0 %	0 %
Direct Property	0 - 0 %	0 %
Listed Property	0 - 0 %	0 %
Other (S&P 500 Index Fund)	0 - 55 %	50 %

Quality companies and trusts as supported by research and fundamental analysis will be selected. Direct investments in property, artwork and lease equipment may form part of the strategy provided there is sufficient basis for the decision.

Insurance

The Trustees have considered and consulted Professional Advice where necessary to ensure that all fund members have the correct type and level of insurance. Insurance may be held within or outside the SMSF.

Review and Monitoring

The trustees will monitor and review the fund's investment activities on a regular basis and to communicate with the members should they feel that any change in strategy is necessary in order to achieve the fund's objective.

Date: 10 / 7 / 2023

MICHAEL CLUKEY SUPER
Investment Strategy

Michael J Cluskey

.....
Michael John Cluskey

Sarah

.....
Sarah Ashford

D - Pension Documentation

2022 Financial Year

Preparer Shelley Lian

Reviewer Steven Lee

Status Completed

Supporting Documents

- Transfer Balance Account Summary [Report](#)

Standard Checklist

- Attach Actuarial Certificate
- Attach documentation supporting any pensions commenced during the financial year
- Attach documentation supporting any pensions commuted during the financial year
- Ensure correct Transfer Balance Account Reports have been lodged with the ATO

MICHAEL CLUKEY SUPER

Transfer Balance Account Summary

For The Period 01 July 2021 - 30 June 2022

Member	Pension Type	Date	Lodgment Date	Transaction Type	Event Type	Debit	Credit	Balance	Cap Limit	Remaining Cap
--------	--------------	------	---------------	------------------	------------	-------	--------	---------	-----------	---------------

Michael John
Cluskey

E - Estate Planning

2022 Financial Year

Preparer Shelley Lian

Reviewer Steven Lee

Status Completed

Supporting Documents

No supporting documents

Standard Checklist

- Attach Death Benefit Nominations (if applicable)
- Attach Life Insurance Policies (if applicable)
- Attach Reversionary Pension documentation (if applicable)
- Attach SMSF Will (if applicable)
- Review current Estate planning to ensure it matches wishes of members