

WORK PAPER INDEX

Client: Compass Superfund

Period: 30th June 2020

C - CLIENT INFORMATION

N - NOTES ON JOB

F - FINANCIAL REPORT

T - TAX RETURN

W - WORKING PAPER

S - SOURCE DOCUMENTS

P - PRIOR YEAR

C - CLIENT INFORMATION

N - NOTES ON JOB

F - FINANCIAL REPORT

Financial statements and reports for the year ended 30 June 2020

Compass Superfund

Operating Statement

Statement of Financial Position

Notes to the Financial Statements

Trustees Declaration

Statement of Taxable Income

Members Statement

Investment Summary

Market Movement

CGT Register

Investment Income

Realised Capital Gains

Unrealised Capital Gains

Trustee Minute / Resolution

Trial Balance

Compass Superfund
Operating Statement

For the year ended 30 June 2020



	Note	2020 \$	2019 \$
Income			
Investment Income			
Trust Distributions	7	179	0
Dividends Received	6	48	736
Interest Received		191	0
Investment Gains			
Changes in Market Values	8	908	3,333
Contribution Income			
Transfers In		55,000	0
Employer Contributions		0	3,308
Other Income			
Total Income		56,326	7,377
Expenses			
Accountancy Fees		1,705	0
ATO Supervisory Levy		259	0
Auditor's Remuneration		660	0
ASIC Fees		54	53
Advisor Fees		898	0
Bank Charges		50	50
Investment Expenses		464	997
Interest Paid		0	20
Fines		80	0
Total Expenses		4,169	1,120
Benefits accrued as a result of operations before income tax		52,157	6,257
Income Tax Expense		(78)	397
Benefits accrued as a result of operations		52,235	5,860

The accompanying notes form part of these financial statements.

Refer to compilation report

Compass Superfund
Statement of Financial Position



As at 30 June 2020

	Note	2020 \$	2019 \$
Assets			
Investments			
Cryptocurrency	2	2,602	0
Loans to Associated Entities (In house loans) - Unitised	3	421	0
Managed Investments (Australian)	4	41,923	19,104
Total Investments		<u>44,946</u>	<u>19,104</u>
Other Assets			
Sundry Debtors		0	10,500
CBA Direct Investment Account 6889		84,060	54,822
Independent Reserve		6,296	0
Income Tax Refundable		92	0
Total Other Assets		<u>90,448</u>	<u>65,322</u>
Total Assets		<u>135,394</u>	<u>84,426</u>
Less:			
Liabilities			
Income Tax Payable		0	1,267
Total Liabilities		<u>0</u>	<u>1,267</u>
Net assets available to pay benefits		<u>135,394</u>	<u>83,159</u>
Represented by:			
Liability for accrued benefits allocated to members' accounts			
Richards, Sally - Accumulation		135,394	83,159
Total Liability for accrued benefits allocated to members' accounts		<u>135,394</u>	<u>83,159</u>

The accompanying notes form part of these financial statements.

Refer to compilation report

Note 1: Summary of Significant Accounting Policies

The trustees have prepared the financial statements on the basis that the Superannuation Fund is a non-reporting entity because there are no users dependent on general purpose financial statements. The financial statements are therefore special purpose financial statements that have been prepared in order to meet the requirements of the Superannuation Industry (Supervision) Act 1993 and associated Regulations, the trust deed of the Fund and the needs of members.

The financial statements have been prepared on a cash basis and are based on historical costs, except for investments which have been measured at market value.

The following significant accounting policies, which are consistent with the policies applied in the previous period unless otherwise stated, have been adopted in the preparation of the financial statements.

The financial statements were authorised for issue by the Director(s).

a. Measurement of Investments

The Fund initially recognises:

- (i) an investment when it controls the future economic benefits expected to flow from the asset. For financial assets, the trade date is considered to be the date on which control of the future economic benefits attributable to the asset passes to the Fund; and
- (ii) a financial liability on the date it becomes a party to the contractual provisions of the instrument.

Investments of the Fund have been measured at market value, which refers to the amount that a willing buyer could reasonably be expected to pay to acquire an asset from a willing seller if the following assumptions were made:

- that the buyer and the seller deal with each other at arm's length in relation to the sale;
- that the sale occurred after proper marketing of the asset; and
- that the buyer and the seller acted knowledgeably and prudentially in relation to the sale.

Market value has been determined as follows:

- (i) shares and other securities listed on the Australian Securities Exchange by reference to the relevant market quotations at the end of the reporting period;
- (ii) units in managed funds by reference to the unit redemption price at the end of the reporting period;
- (iii) fixed-interest securities by reference to the redemption price at the end of the reporting period;
- (iv) unlisted investments are stated at trustees' assessment based on estimated market value at balance date or where necessary, an external valuer's opinion; and
- (v) investment properties at the trustees' assessment of the market value or where necessary a qualified independent valuer's opinion at the end of reporting period.

Financial liabilities, such as trade creditors and other payables, are measured at the gross value of the outstanding balance at the end of the reporting period. The trustees have determined that the gross values of the Fund's financial liabilities is equivalent to their market values. Any remeasurement changes in the gross values of non-current financial liabilities (including liabilities for members' accrued benefits) are recognised in the operating statement in the periods in which they occur.

b. Cash and Cash Equivalents

Cash and cash equivalents include cash on hand and at call, deposits with banks and short-term, highly liquid investments that are readily convertible to cash and subject to an insignificant risk of change in value.

c. Revenue

Revenue is recognised to the extent that it is probable that the economic benefits will flow to the Fund and the revenue can be reliably measured. Revenue is recognised at the fair value of the consideration received or receivable.

Interest revenue

Interest revenue is recognised in respect of fixed-interest securities, and cash and cash equivalent balances. Interest revenue is recognised upon receipt.

Dividend revenue

Dividend revenue is recognised when the dividend has been paid or, in the case of dividend reinvestment schemes, when the dividend is credited to the benefit of the fund.

Rental revenue

Rental revenue arising from operating leases on investment properties is recognised upon receipt.

Distribution revenue

Distributions from unit trusts and managed funds are recognised as at the date the unit value is quoted ex-distribution and if not received at the end of the reporting period, are reflected in the statement of financial position as a receivable at market value.

Remeasurement changes in market values

Remeasurement changes in the market values of assets are recognised as income and determined as the difference between the market value at year-end or consideration received (if sold during the year) and the market value as at the prior year-end or cost (if acquired during the period).

Contributions

Contributions and transfers in are recognised when the control and the benefits from the revenue have been attained and are recorded by the Fund, gross of any taxes, in the period to which they relate.

d. Liability for Accrued Benefits

The liability for accrued benefits represents the Fund's present obligation to pay benefits to members and beneficiaries, and has been calculated as the difference between the carrying amount of the assets and the carrying amount of the other payables and income tax liabilities as at the end of the reporting period.

e. Critical Accounting Estimates and Judgements

The preparation of financial statements requires the trustees to make judgements, estimates and assumptions that affect the application of accounting policies and the reported amounts of assets and liabilities, income and expenses. Actual results may differ from these estimates.

Estimates and underlying assumptions are reviewed on an ongoing basis. Revisions to accounting estimates are recognised in the period in which the estimate is revised and in any future period affected.

Note 2: Cryptocurrency

	2020 \$	2019 \$
Bitcoin	1,274	0
Ethereum- ETH	980	0
LTC	297	0
0x (ZRX)	51	0
	2,602	0

Notes to the Financial Statements

For the year ended 30 June 2020

Note 3: Loans to Associated Entities (In house loans) - Unitised

	2020	2019
	\$	\$
In House Loans- Compass SF	421	0
	<hr/> 421	<hr/> 0

Note 4: Managed Investments (Australian)

	2020	2019
	\$	\$
Sharelord Investor	41,923	19,104
	<hr/> 41,923	<hr/> 19,104

Note 5: Banks and Term Deposits

	2020	2019
	\$	\$
Banks		
CBA Direct Investment Account 6889	84,060	54,822
Independent Reserve	6,296	0
	<hr/> 90,356	<hr/> 54,822

Note 6: Dividends

	2020	2019
	\$	\$
Sharelord Investor	48	736
	<hr/> 48	<hr/> 736

Note 7: Trust Distributions

	2020	2019
	\$	\$
Sharelord Investor	179	0
	<hr/> 179	<hr/> 0

Note 8: Changes in Market Values**Unrealised Movements in Market Value**

	2020	2019
	\$	\$
Cryptocurrency		
Bitcoin	(26)	0

Notes to the Financial Statements

For the year ended 30 June 2020

Ethereum- ETH	(46)	720
LTC	(29)	0
	(101)	720
Managed Investments (Australian)		
Sharelord Investor	6,069	4,376
	6,069	4,376
Total Unrealised Movement	5,968	5,096
Realised Movements in Market Value		
	2020	2019
	\$	\$
Cryptocurrency		
0x (ZRX)	(11)	0
Augur (REP)	7	0
BTC	0	(539)
Bitcoin	(3,082)	0
EOS	0	(6)
Ethereum- ETH	(1,889)	(1,260)
LTC	0	40
OmiseGo	(33)	0
XRP	(51)	2
	(5,059)	(1,763)
Total Realised Movement	(5,059)	(1,763)
Changes in Market Values	908	3,333

Compass Superfund
Astoday Pty Ltd ACN: 615996793
Trustees Declaration

The directors of the trustee company have determined that the fund is not a reporting entity and that the special purpose financial statements should be prepared in accordance with the accounting policies described in Note 1 to the financial statements.

The directors of the trustee company declare that:

- (i) the financial statements and notes to the financial statements for the year ended 30 June 2020 present fairly, in all material respects, the financial position of the superannuation fund at 30 June 2020 and the results of its operations for the year ended on that date in accordance with the accounting policies described in Note 1 to the financial statements;
- (ii) the financial statements and notes to the financial statements have been prepared in accordance with the requirements of the trust deed; and
- (iii) the operation of the superannuation fund has been carried out in accordance with its trust deed and in compliance with the requirements of the Superannuation Industry (Supervision) Act 1993 and associated Regulations during the year ended 30 June 2020.

Specifically, the directors of the trustee company declare that:

- in accordance with s120 of the Superannuation Industry (Supervision) Act 1993, no individual trustee has been or is a disqualified person;
- the fund has satisfactory title to all assets, all assets are unencumbered and free from charge as prescribed by s50 of the Superannuation Industry (Supervision) Act 1993 and reg13.14 of the Superannuation Industry (Supervision) Act 1994; and
- to the knowledge of the directors of the trustee company, there have been no events or transactions subsequent to the balance date which could have a material impact on the fund. Where such events have occurred, the effect of such events has been accounted and noted in the fund's financial statements.

Signed in accordance with a resolution of the directors of the trustee company by:

.....
Sally Richards
Astoday Pty Ltd
Director

Dated this day of

Compass Superfund
Statement of Taxable Income

For the year ended 30 June 2020



	2020
	\$
Benefits accrued as a result of operations	52,157.00
Less	
Non Taxable Transfer In	55,000.00
Increase in MV of investments	5,968.00
Realised Accounting Capital Gains	(5,059.00)
Accounting Trust Distributions	179.00
	<hr/> 56,088.00
Add	
Other Non Deductible Expenses	80.00
Franking Credits	77.00
TFN Credits - Dividends	1.00
Taxable Trust Distributions	179.00
	<hr/> 337.00
Taxable Income or Loss	<hr/> (3,594.00)
Income Tax on Taxable Income or Loss	0.00
Less	
Franking Credits	77.00
TAX PAYABLE	<hr/> (77.00)
Less	
TFN Credits	1.10
CURRENT TAX OR REFUND	<hr/> (78.10)
Supervisory Levy	259.00
AMOUNT DUE OR REFUNDABLE	<hr/> 180.90

Compass Superfund Members Statement

Sally Royal Richards

Your Details

Date of Birth : Provided
 Age: 64
 Tax File Number: Provided
 Date Joined Fund: 18/11/2016
 Service Period Start Date: 01/06/1990
 Date Left Fund:
 Member Code: RICSAL00001A
 Account Start Date 18/11/2016
 Account Phase: Accumulation Phase
 Account Description: Accumulation

Nominated Beneficiaries N/A
 Vested Benefits 135,395
 Total Death Benefit 135,395

Your Balance

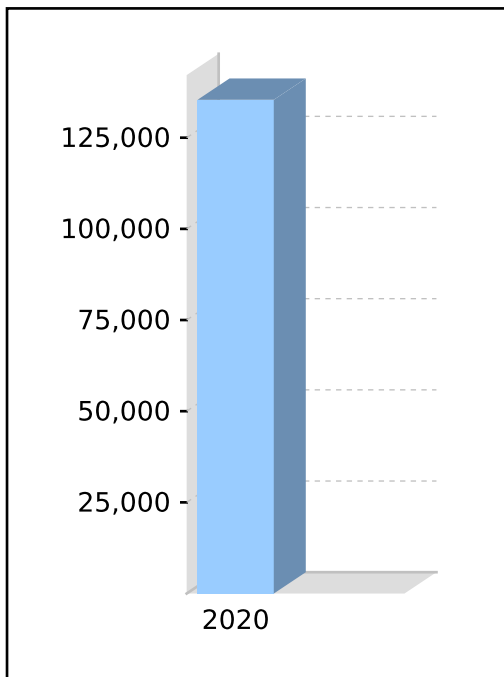
Total Benefits 135,395

Preservation Components

Preserved 135,395
 Unrestricted Non Preserved
 Restricted Non Preserved

Tax Components

Tax Free 2,248
 Taxable 133,148
 Investment Earnings Rate -3%



Your Detailed Account Summary

	This Year
Opening balance at 01/07/2019	83,160
<u>Increases to Member account during the period</u>	
Employer Contributions	
Personal Contributions (Concessional)	
Personal Contributions (Non Concessional)	
Government Co-Contributions	
Other Contributions	
Proceeds of Insurance Policies	
Transfers In	55,000
Net Earnings	(2,765)
Internal Transfer In	
<u>Decreases to Member account during the period</u>	
Pensions Paid	
Contributions Tax	
Income Tax	
No TFN Excess Contributions Tax	
Excess Contributions Tax	
Refund Excess Contributions	
Division 293 Tax	
Insurance Policy Premiums Paid	
Management Fees	
Member Expenses	
Benefits Paid/Transfers Out	
Superannuation Surcharge Tax	
Internal Transfer Out	
Closing balance at 30/06/2020	135,395

Compass Superfund Investment Summary Report



As at 30 June 2020

Investment	Units	Market Price	Market Value	Average Cost	Accounting Cost	Unrealised Gain/(Loss)	Gain/(Loss)%	Portfolio Weight%
Cash/Bank Accounts								
CBA Direct Investment Account 6889		84,059.910000	84,059.91	84,059.91	84,059.91			62.32 %
Independent Reserve		6,296.430000	6,296.43	6,296.43	6,296.43			4.67 %
			90,356.34		90,356.34		0.00 %	66.99 %
Cryptocurrency								
ZRX	0x (ZRX)	105.00	0.486570	51.09	0.48	50.65	0.44	0.87 %
BITC	Bitcoin	0.10	13,272.708000	1,274.19	13,546.63	1,300.49	(26.30)	(2.02) %
ETH	Ethereum- ETH	3.00	326.680000	980.04	341.95	1,025.85	(45.81)	(4.47) %
LTC	LTC	5.00	59.430000	297.15	65.32	326.62	(29.47)	(9.02) %
			2,602.47		2,703.61	(101.14)	(3.74) %	1.93 %
Loans to Associated Entities (In house loans) - Unitised								
In House - Compass SF	In House Loans- Compass SF	1.00	0.000000	0.00	421.03	421.03	(421.03)	(100.00) %
			0.00		421.03	(421.03)	(100.00) %	0.00 %
Managed Investments (Australian)								
SHARELO	Sharelord Investor	1.00	41,922.970000	41,922.97	68,882.34	68,882.34	(26,959.37)	(39.14) %
			41,922.97		68,882.34	(26,959.37)	(39.14) %	31.08 %
			134,881.78		162,363.32	(27,481.54)	(16.93) %	100.00 %

Compass Superfund Market Movement Report

As at 30 June 2020

Investment	Date	Description	Unrealised				Realised			Total
			Units	Accounting Cost Movement	Market Movement	Depreciation	Balance	Consideration	Accounting Cost Base	
BITC - Bitcoin										
	09/07/2019	Purchase	0.10	1,788.90	0.00	0.00	1,788.90	0.00	0.00	0.00
	11/07/2019	Purchase	0.10	1,645.99	0.00	0.00	3,434.89	0.00	0.00	0.00
	11/07/2019	Purchase	0.09	1,572.25	0.00	0.00	5,007.14	0.00	0.00	0.00
	11/07/2019	Disposal	(0.10)	(1,788.90)	0.00	0.00	3,218.24	1,639.46	1,788.90	(149.44)
	14/07/2019	Purchase	0.11	1,639.42	0.00	0.00	4,857.66	0.00	0.00	0.00
	15/07/2019	Purchase	0.10	1,446.69	0.00	0.00	6,304.35	0.00	0.00	0.00
	02/08/2019	Disposal	(0.10)	(1,634.50)	0.00	0.00	4,669.85	1,482.08	1,634.50	(152.42)
	03/08/2019	Disposal	(0.01)	(145.54)	0.00	0.00	4,524.31	135.85	145.54	(9.69)
	03/08/2019	Disposal	(0.09)	(1,534.43)	0.00	0.00	2,989.88	1,441.22	1,534.43	(93.21)
	03/08/2019	Disposal	(0.02)	(339.30)	0.00	0.00	2,650.58	344.57	339.30	5.27
	03/08/2019	Disposal	(0.08)	(1,203.88)	0.00	0.00	1,446.70	1,222.56	1,203.88	18.68
	06/08/2019	Disposal	(0.10)	(1,446.69)	0.00	0.00	0.01	1,790.51	1,446.69	343.82
	29/08/2019	Purchase	0.10	1,446.70	0.00	0.00	1,446.71	0.00	0.00	0.00
	03/09/2019	Purchase	0.10	1,572.31	0.00	0.00	3,019.02	0.00	0.00	0.00
	03/09/2019	Purchase	0.20	3,097.92	0.00	0.00	6,116.94	0.00	0.00	0.00
	03/09/2019	Purchase	0.14	2,158.02	0.00	0.00	8,274.96	0.00	0.00	0.00
	03/09/2019	Purchase	0.06	970.16	0.00	0.00	9,245.12	0.00	0.00	0.00
	03/09/2019	Purchase	0.14	2,159.41	0.00	0.00	11,404.53	0.00	0.00	0.00
	05/11/2019	Disposal	(0.05)	(723.35)	0.00	0.00	10,681.18	681.57	723.35	(41.78)
	27/11/2019	Disposal	(0.13)	(1,943.88)	0.00	0.00	8,737.30	1,349.89	1,943.88	(593.99)
	27/11/2019	Disposal	(0.10)	(1,564.78)	0.00	0.00	7,172.52	1,050.52	1,564.78	(514.26)
	27/11/2019	Disposal	(0.17)	(2,689.61)	0.00	0.00	4,482.91	1,787.92	2,689.61	(901.69)
	27/11/2019	Disposal	(0.10)	(1,634.58)	0.00	0.00	2,848.33	1,091.24	1,634.58	(543.34)
	27/11/2019	Disposal	(0.02)	(357.52)	0.00	0.00	2,490.81	238.67	357.52	(118.85)
	20/01/2020	Disposal	(0.05)	(778.37)	0.00	0.00	1,712.44	629.83	778.37	(148.54)
	24/01/2020	Disposal	(0.03)	(522.52)	0.00	0.00	1,189.92	409.28	522.52	(113.24)
	24/01/2020	Disposal	(0.04)	(567.20)	0.00	0.00	622.72	442.25	567.20	(124.95)
	29/01/2020	Disposal	(0.04)	(622.70)	0.00	0.00	0.02	548.84	622.70	(73.86)
	01/04/2020	Purchase	0.10	1,035.15	0.00	0.00	1,035.17	0.00	0.00	0.00
	06/04/2020	Disposal	(0.10)	(1,035.16)	0.00	0.00	0.01	1,164.15	1,035.16	128.99
	17/06/2020	Purchase	0.03	360.60	0.00	0.00	360.61	0.00	0.00	0.00
	25/06/2020	Purchase	0.07	939.88	0.00	0.00	1,300.49	0.00	0.00	0.00
	30/06/2020	Revaluation	0.00	0.00	(10.55)	0.00	1,289.94	0.00	0.00	0.00
	30/06/2020	Revaluation	0.00	0.00	(15.75)	0.00	1,274.19	0.00	0.00	0.00

Compass Superfund Market Movement Report

As at 30 June 2020

Investment	Date	Description	Unrealised				Realised			Total
			Units	Accounting Cost Movement	Market Movement	Depreciation	Balance	Consideration	Accounting Cost Base	
	30/06/2020		0.10	1,300.49	(26.30)	0.00	1,274.19	17,450.41	20,532.91	(3,082.50)
ETH - Ethereum- ETH										
	01/07/2019	Opening Balance	0.00	0.00	0.00	0.00	0.00	0.00	0.00	0.00
	09/07/2019	Purchase	3.50	1,590.46	0.00	0.00	1,590.46	0.00	0.00	0.00
	09/07/2019	Purchase	2.17	983.73	0.00	0.00	2,574.19	0.00	0.00	0.00
	09/07/2019	Purchase	0.59	267.08	0.00	0.00	2,841.27	0.00	0.00	0.00
	09/07/2019	Purchase	1.74	785.41	0.00	0.00	3,626.68	0.00	0.00	0.00
	15/07/2019	Purchase	0.00	0.01	0.00	0.00	3,626.69	0.00	0.00	0.00
	15/07/2019	Purchase	0.35	116.11	0.00	0.00	3,742.80	0.00	0.00	0.00
	09/09/2019	Disposal	(1.00)	(454.13)	0.00	0.00	3,288.67	457.70	454.13	3.57
	14/11/2019	Purchase	2.50	681.57	0.00	0.00	3,970.24	0.00	0.00	0.00
	18/11/2019	Purchase	1.81	470.00	0.00	0.00	4,440.24	0.00	0.00	0.00
	22/11/2019	Purchase	5.00	1,130.62	0.00	0.00	5,570.86	0.00	0.00	0.00
	27/12/2019	Disposal	(2.00)	(908.26)	0.00	0.00	4,662.60	378.10	908.26	(530.16)
	30/12/2019	Disposal	(0.67)	(303.17)	0.00	0.00	4,359.43	129.95	303.17	(173.22)
	30/12/2019	Disposal	(4.33)	(1,961.12)	0.00	0.00	2,398.31	840.18	1,961.12	(1,120.94)
	30/12/2019	Writeback	0.00	0.00	0.01	0.00	2,398.32	0.00	0.00	0.00
	06/01/2020	Disposal	(0.51)	(158.09)	0.00	0.00	2,240.23	100.98	158.09	(57.11)
	06/01/2020	Disposal	(0.98)	(267.61)	0.00	0.00	1,972.62	195.53	267.61	(72.08)
	06/01/2020	Disposal	(0.51)	(138.90)	0.00	0.00	1,833.72	101.49	138.90	(37.41)
	14/01/2020	Disposal	(0.50)	(136.18)	0.00	0.00	1,697.54	111.94	136.18	(24.24)
	14/01/2020	Disposal	(0.50)	(134.44)	0.00	0.00	1,563.10	111.94	134.44	(22.50)
	24/01/2020	Disposal	(1.66)	(432.47)	0.00	0.00	1,130.63	388.50	432.47	(43.97)
	31/01/2020	Disposal	(0.01)	(2.26)	0.00	0.00	1,128.37	2.64	2.26	0.38
	31/01/2020	Disposal	(4.99)	(1,128.36)	0.00	0.00	0.01	1,316.98	1,128.36	188.62
	31/01/2020	Writeback	0.00	0.00	0.02	0.00	0.03	0.00	0.00	0.00
	17/06/2020	Purchase	1.50	520.04	0.00	0.00	520.07	0.00	0.00	0.00
	26/06/2020	Purchase	1.50	505.78	0.00	0.00	1,025.85	0.00	0.00	0.00
	30/06/2020	Revaluation	0.00	0.00	800.94	0.00	1,826.79	0.00	0.00	0.00
	30/06/2020	Revaluation	0.00	0.00	(846.75)	0.00	980.04	0.00	0.00	0.00
	30/06/2020		3.00	1,025.82	(45.78)	0.00	980.04	4,135.93	6,024.99	(1,889.06)

Compass Superfund Market Movement Report

As at 30 June 2020

Investment	Date	Description	Unrealised				Realised			Total
			Units	Accounting Cost Movement	Market Movement	Depreciation	Balance	Consideration	Accounting Cost Base	
In House_Compass SF - In House Loans- Compass SF										
	30/06/2020	Purchase	1.00	347.00	0.00	0.00	347.00	0.00	0.00	0.00
	30/06/2020	Instalment	0.00	74.03	0.00	0.00	421.03	0.00	0.00	0.00
	30/06/2020		1.00	421.03	0.00	0.00	421.03	0.00	0.00	0.00
LTC - LTC										
	01/07/2019	Opening Balance	0.00	0.00	0.00	0.00	0.00	0.00	0.00	0.00
	17/06/2020	Purchase	5.00	326.62	0.00	0.00	326.62	0.00	0.00	0.00
	30/06/2020	Revaluation	0.00	0.00	(29.47)	0.00	297.15	0.00	0.00	0.00
	30/06/2020		5.00	326.62	(29.47)	0.00	297.15	0.00	0.00	0.00
OMG - OmiseGo										
	07/07/2019	Purchase	15.00	51.36	0.00	0.00	51.36	0.00	0.00	0.00
	29/01/2020	Disposal	(15.00)	(51.36)	0.00	0.00	0.00	18.25	51.36	(33.11)
	30/01/2020	Disposal	(0.00)	0.00	0.00	0.00	0.00	0.00	0.00	0.00
	30/06/2020		0.00	0.00	0.00	0.00	0.00	18.25	51.36	(33.11)
REP - Augur (REP)										
	09/07/2019	Purchase	5.00	102.01	0.00	0.00	102.01	0.00	0.00	0.00
	08/01/2020	Disposal	(5.00)	(102.01)	0.00	0.00	0.00	109.45	102.01	7.44
	30/06/2020		0.00	0.00	0.00	0.00	0.00	109.45	102.01	7.44
SHARELO - Sharelord Investor										
	01/07/2019	Opening Balance	1.00	0.00	0.00	0.00	19,104.21	0.00	0.00	0.00
	30/06/2020	Instalment	0.00	125,990.51	0.00	0.00	145,094.72	0.00	0.00	0.00
	30/06/2020	Return Of Capital	0.00	(109,003.90)	0.00	0.00	36,090.82			
	30/06/2020	Return Of Capital	0.00	(463.50)	0.00	0.00	35,627.32			
	30/06/2020	Instalment	0.00	227.07	0.00	0.00	35,854.39	0.00	0.00	0.00
	30/06/2020	Return Of Capital	0.00	(0.03)	0.00	0.00	35,854.36			
	30/06/2020	Revaluation	0.00	0.00	6,068.61	0.00	41,922.97	0.00	0.00	0.00
	30/06/2020		1.00	16,750.15	6,068.61	0.00	41,922.97	0.00	0.00	0.00
XRP - XRP										
	01/07/2019	Opening Balance	0.00	0.00	0.00	0.00	0.00	0.00	0.00	0.00
	09/07/2019	Purchase	175.00	99.90	0.00	0.00	99.90	0.00	0.00	0.00
	29/12/2019	Disposal	(175.00)	(99.90)	0.00	0.00	0.00	48.75	99.90	(51.15)
	30/06/2020		0.00	0.00	0.00	0.00	0.00	48.75	99.90	(51.15)

Compass Superfund CGT Register Report

As at 30 June 2020

Investment	Transaction	Contract	CGT	Units	Cost Base	Cost Base Adj	Cost Base Adj	Reduced Cost	Adjusted Cost	Net Other	Net Indexed	Gross	CGT Loss
Date	Date	Date	Transaction			Tax Def	Tax Free	Base	Base	Capital Gain	Gain	Discounted	
			Type									Gain	
Cryptocurrency													
	15/07/2019	15/07/2019	Purchase	0.10	1,446.69								
	02/08/2019	02/08/2019	Disposal	(0.10)		0.00		1,634.50	1,634.50				(152.42)
	03/08/2019	03/08/2019	Disposal	(0.01)		0.00		145.54	145.54				(9.69)
	03/08/2019	03/08/2019	Disposal	(0.08)		0.00		1,426.71	1,426.71				(94.84)
	03/08/2019	03/08/2019	Disposal	(0.00)		0.00		11.49	11.49				(0.48)
	03/08/2019	03/08/2019	Disposal	(0.01)		0.00		96.23	96.23	2.11			
	03/08/2019	03/08/2019	Disposal	(0.02)		0.00		339.30	339.30	5.27			
	03/08/2019	03/08/2019	Disposal	(0.08)		0.00		1,203.88	1,203.88	18.68			
	06/08/2019	06/08/2019	Disposal	(0.10)		0.00		1,446.68	1,446.68	343.82			
	06/08/2019	06/08/2019	Disposal	(0.00)		0.00		0.02	0.02	0.00			

Compass Superfund CGT Register Report

As at 30 June 2020

Investment	Transaction	Contract	CGT	Units	Cost Base	Cost Base Adj	Cost Base Adj	Reduced Cost	Adjusted Cost	Net Other	Net Indexed	Gross	CGT Loss
Date	Date	Date	Transaction			Tax Def	Tax Free	Base	Base	Capital Gain	Gain	Discounted	
			Type									Gain	
Cryptocurrency													
	29/08/2019	29/08/2019	Purchase	0.10	1,446.70								
	03/09/2019	03/09/2019	Purchase	0.10	1,572.31								
	03/09/2019	03/09/2019	Purchase	0.20	3,097.92								
	03/09/2019	03/09/2019	Purchase	0.14	2,158.02								
	03/09/2019	03/09/2019	Purchase	0.06	970.16								
	03/09/2019	03/09/2019	Purchase	0.14	2,159.41								
	05/11/2019	05/11/2019	Disposal	(0.00)		0.00		0.01	0.01				(0.00)
	05/11/2019	05/11/2019	Disposal	(0.05)		0.00		723.34	723.34				(41.78)
	27/11/2019	27/11/2019	Disposal	(0.04)		0.00		625.89	625.89				(205.70)
	27/11/2019	27/11/2019	Disposal	(0.02)		0.00		344.27	344.27				(115.61)

Compass Superfund
CGT Register Report



As at 30 June 2020

Investment	Transaction	Contract	CGT	Units	Cost Base	Cost Base Adj	Cost Base Adj	Reduced Cost	Adjusted Cost	Net Other	Net Indexed	Gross	CGT Loss
	Date	Date	Transaction			Tax Def	Tax Free	Base	Base	Capital Gain	Gain	Discounted	
			Type									Gain	
Cryptocurrency													
	27/11/2019	27/11/2019	Disposal	(0.14)		0.00		2,158.02	2,158.02				(723.81)
	27/11/2019	27/11/2019	Disposal	(0.01)		0.00		187.32	187.32				(62.27)
	27/11/2019	27/11/2019	Disposal	(0.10)		0.00		1,634.58	1,634.58				(543.34)
	27/11/2019	27/11/2019	Disposal	(0.08)		0.00		1,220.52	1,220.52				(397.94)
	27/11/2019	27/11/2019	Disposal	(0.02)		0.00		357.52	357.52				(118.85)
	27/11/2019	27/11/2019	Disposal	(0.05)		0.00		723.36	723.36				(196.05)
	27/11/2019	27/11/2019	Disposal	(0.06)		0.00		938.89	938.89				(308.57)
	20/01/2020	20/01/2020	Disposal	(0.05)		0.00		778.37	778.37				(148.54)
	24/01/2020	24/01/2020	Disposal	(0.01)		0.00		140.12	140.12				(30.37)
	24/01/2020	24/01/2020	Disposal	(0.02)		0.00		382.40	382.40				(82.87)

Compass Superfund CGT Register Report

As at 30 June 2020

Investment	Transaction	Contract	CGT	Units	Cost Base	Cost Base Adj	Cost Base Adj	Reduced Cost	Adjusted Cost	Net Other	Net Indexed	Gross	CGT Loss
Date	Date	Date	Transaction			Tax Def	Tax Free	Base	Base	Capital Gain	Gain	Discounted	
			Type									Gain	
Cryptocurrency													
	09/07/2019	09/07/2019	Purchase	1.74	785.41								
	15/07/2019	15/07/2019	Purchase	0.00	0.01								
	15/07/2019	15/07/2019	Purchase	0.35	116.11								
	09/09/2019	09/09/2019	Disposal	(1.00)		0.00		454.13	454.13	3.57			
	14/11/2019	14/11/2019	Purchase	2.50	681.57								
	18/11/2019	18/11/2019	Purchase	1.81	470.00								
	22/11/2019	22/11/2019	Purchase	5.00	1,130.62								
	27/12/2019	27/12/2019	Disposal	(2.00)		0.00		908.26	908.26				(530.16)
	30/12/2019	30/12/2019	Disposal	(0.67)		0.00		303.17	303.17				(173.22)
	30/12/2019	30/12/2019	Disposal	(0.50)		0.00		228.06	228.06				(130.63)

Compass Superfund CGT Register Report



As at 30 June 2020

Investment	Transaction	Contract	CGT	Units	Cost Base	Cost Base Adj	Cost Base Adj	Reduced Cost	Adjusted Cost	Net Other	Net Indexed	Gross	CGT Loss
Date	Date	Date	Transaction			Tax Def	Tax Free	Base	Base	Capital Gain	Gain	Discounted	
			Type									Gain	
Cryptocurrency													
	30/12/2019	30/12/2019	Disposal	(2.17)		0.00		983.73	983.73				(562.17)
	30/12/2019	30/12/2019	Disposal	(0.59)		0.00		267.08	267.08				(152.60)
	30/12/2019	30/12/2019	Disposal	(1.07)		0.00		482.24	482.24				(275.54)
	06/01/2020	06/01/2020	Disposal	(0.98)		0.00		267.61	267.61				(72.08)
	06/01/2020	06/01/2020	Disposal	(0.51)		0.00		138.90	138.90				(37.41)
	06/01/2020	06/01/2020	Disposal	(0.00)		0.00		0.01	0.01				(0.01)
	06/01/2020	06/01/2020	Disposal	(0.35)		0.00		116.11	116.11				(45.80)
	06/01/2020	06/01/2020	Disposal	(0.15)		0.00		41.97	41.97				(11.30)
	14/01/2020	14/01/2020	Disposal	(0.50)		0.00		136.18	136.18				(24.24)
	14/01/2020	14/01/2020	Disposal	(0.36)		0.00		96.91	96.91				(17.25)

Compass Superfund CGT Register Report



As at 30 June 2020

Investment	Transaction Date	Contract Date	CGT Transaction Type	Units	Cost Base	Cost Base Adj Tax Def	Cost Base Adj Tax Free	Reduced Cost Base	Adjusted Cost Base	Net Other Capital Gain	Net Indexed Gain	Gross Discounted Gain	CGT Loss
Cryptocurrency													
	14/01/2020	14/01/2020	Disposal	(0.14)		0.00		37.53	37.53				(5.25)
	24/01/2020	24/01/2020	Disposal	(1.66)		0.00		432.47	432.47				(43.97)
	31/01/2020	31/01/2020	Disposal	(4.99)		0.00		1,128.36	1,128.36	188.62			
	31/01/2020	31/01/2020	Disposal	(0.01)		0.00		2.26	2.26	0.38			
	17/06/2020	17/06/2020	Purchase	1.50	520.04								
	26/06/2020	26/06/2020	Purchase	1.50	505.78								
LTC - LTC													
	17/06/2020	17/06/2020	Purchase	5.00	326.62								
OMG - OmiseGo													
	07/07/2019	07/07/2019	Purchase	15.00	51.36								
	29/01/2020	29/01/2020	Disposal	(15.00)		0.00		51.36	51.36				(33.11)
	30/01/2020	30/01/2020	Disposal	(0.00)		0.00		0.00	0.00				(0.00)

Compass Superfund Investment Income Report



As at 30 June 2020

Investment	Total Income	Franked	Unfranked	Interest/ Other	Franking Credits	Foreign Income	Foreign Credits * 1	Assessable Income (Excl. Capital Gains) * 2	TFN Credits	Other Deductions	Distributed Capital Gains	Non- Assessable Payments
Bank Accounts												
CBA Direct Investment Account 6889	191.32			191.32	0.00	0.00	0.00	191.32			0.00	0.00
	191.32			191.32	0.00	0.00	0.00	191.32			0.00	0.00
Managed Investments (Australian)												
SHARELO Sharelord Investor	179.43	163.77	11.62	3.37	77.00	0.13	0.04	255.93		0.00	0.00	0.54
SHARELO Sharelord Investor	47.64		48.74					48.74	1.10	0.00		
	227.07	163.77	60.36	3.37	77.00	0.13	0.04	304.67	1.10	0.00	0.00	0.54
	418.39	163.77	60.36	194.69	77.00	0.13	0.04	495.99	1.10	0.00	0.00	0.54

Assessable Income (Excl. Capital Gains) **495.99**

Net Capital Gain **0.00**

Total Assessable Income 495.99

* 1 Includes foreign credits from foreign capital gains.

* 2 Assessable Income in the SMSF Annual Return will be different as capital gains and losses from disposals of assets have not been included.

For a breakdown of Distributed Capital Gains and Non-Assessable Payments refer to Distributions Reconciliation Report.

Compass Superfund

Realised Capital Gains Report

For The Period 01 July 2019 - 30 June 2020



Investment		Accounting Treatment				Tax Treatment						
Purchase Contract Date	Disposal Contract Date	Units	Cost	Proceeds	Accounting Profit/(Loss)	Adjusted Cost Base	Reduced Cost Base	Indexed Cost Base	Indexed Gains	Discounted Gains (Gross)	Other Gains	Capital Loss
Cryptocurrency												
BITC - Bitcoin												
09/07/2019	11/07/2019	0.10	1,788.90	1,639.46	(149.44)	1,788.90	1,788.90	0.00	0.00	0.00	0.00	(149.44)
11/07/2019	02/08/2019	0.10	1,634.50	1,482.08	(152.42)	1,634.50	1,634.50	0.00	0.00	0.00	0.00	(152.42)
11/07/2019	03/08/2019	0.01	145.54	135.85	(9.69)	145.54	145.54	0.00	0.00	0.00	0.00	(9.69)
11/07/2019	03/08/2019	0.08	1,426.71	1,331.86	(94.84)	1,426.71	1,426.71	0.00	0.00	0.00	0.00	(94.84)
11/07/2019	03/08/2019	0.00	11.49	11.01	(0.48)	11.49	11.49	0.00	0.00	0.00	0.00	(0.48)
14/07/2019	03/08/2019	0.01	96.23	98.35	2.11	96.23	96.23	0.00	0.00	0.00	2.11	0.00
14/07/2019	03/08/2019	0.02	339.30	344.57	5.27	339.30	339.30	0.00	0.00	0.00	5.27	0.00
14/07/2019	03/08/2019	0.08	1,203.88	1,222.56	18.68	1,203.88	1,203.88	0.00	0.00	0.00	18.68	0.00
14/07/2019	06/08/2019	0.00	0.02	0.02	0.00	0.02	0.02	0.00	0.00	0.00	0.00	0.00
15/07/2019	06/08/2019	0.10	1,446.68	1,790.49	343.82	1,446.68	1,446.68	0.00	0.00	0.00	343.82	0.00
15/07/2019	05/11/2019	0.00	0.01	0.01	0.00	0.01	0.01	0.00	0.00	0.00	0.00	0.00
29/08/2019	05/11/2019	0.05	723.34	681.56	(41.78)	723.34	723.34	0.00	0.00	0.00	0.00	(41.78)
03/09/2019	27/11/2019	0.08	1,220.52	822.58	(397.94)	1,220.52	1,220.52	0.00	0.00	0.00	0.00	(397.94)
29/08/2019	27/11/2019	0.05	723.36	527.31	(196.05)	723.36	723.36	0.00	0.00	0.00	0.00	(196.05)
03/09/2019	27/11/2019	0.06	938.89	630.32	(308.57)	938.89	938.89	0.00	0.00	0.00	0.00	(308.57)
03/09/2019	27/11/2019	0.04	625.89	420.20	(205.70)	625.89	625.89	0.00	0.00	0.00	0.00	(205.70)
03/09/2019	27/11/2019	0.02	344.27	228.65	(115.61)	344.27	344.27	0.00	0.00	0.00	0.00	(115.61)
03/09/2019	27/11/2019	0.14	2,158.02	1,434.21	(723.81)	2,158.02	2,158.02	0.00	0.00	0.00	0.00	(723.81)
03/09/2019	27/11/2019	0.01	187.32	125.06	(62.27)	187.32	187.32	0.00	0.00	0.00	0.00	(62.27)
03/09/2019	27/11/2019	0.10	1,634.58	1,091.24	(543.34)	1,634.58	1,634.58	0.00	0.00	0.00	0.00	(543.34)
03/09/2019	27/11/2019	0.02	357.52	238.67	(118.85)	357.52	357.52	0.00	0.00	0.00	0.00	(118.85)
03/09/2019	20/01/2020	0.05	778.37	629.83	(148.54)	778.37	778.37	0.00	0.00	0.00	0.00	(148.54)

Realised Capital Gains Report

For The Period 01 July 2019 - 30 June 2020

Investment		Accounting Treatment				Tax Treatment						
Purchase Contract Date	Disposal Contract Date	Units	Cost	Proceeds	Accounting Profit/(Loss)	Adjusted Cost Base	Reduced Cost Base	Indexed Cost Base	Indexed Gains	Discounted Gains (Gross)	Other Gains	Capital Loss
Cryptocurrency												
03/09/2019	24/01/2020	0.01	140.12	109.76	(30.37)	140.12	140.12	0.00	0.00	0.00	0.00	(30.37)
03/09/2019	24/01/2020	0.02	382.40	299.52	(82.87)	382.40	382.40	0.00	0.00	0.00	0.00	(82.87)
03/09/2019	24/01/2020	0.04	567.20	442.25	(124.95)	567.20	567.20	0.00	0.00	0.00	0.00	(124.95)
03/09/2019	29/01/2020	0.04	622.70	548.84	(73.86)	622.70	622.70	0.00	0.00	0.00	0.00	(73.86)
03/09/2019	06/04/2020	0.00	0.02	0.01	0.00	0.02	0.02	0.00	0.00	0.00	0.00	0.00
01/04/2020	06/04/2020	0.10	1,035.14	1,164.14	129.00	1,035.14	1,035.14	0.00	0.00	0.00	129.00	0.00
		1.34	20,532.92	17,450.41	(3,082.50)	20,532.92	20,532.92	0.00	0.00	0.00	498.88	(3,581.38)
ETH - Ethereum- ETH												
09/07/2019	09/09/2019	1.00	454.13	457.70	3.57	454.13	454.13	0.00	0.00	0.00	3.57	0.00
09/07/2019	27/12/2019	2.00	908.26	378.10	(530.16)	908.26	908.26	0.00	0.00	0.00	0.00	(530.16)
09/07/2019	30/12/2019	0.67	303.17	129.95	(173.22)	303.17	303.17	0.00	0.00	0.00	0.00	(173.22)
09/07/2019	30/12/2019	0.50	228.06	97.44	(130.63)	228.06	228.06	0.00	0.00	0.00	0.00	(130.63)
09/07/2019	30/12/2019	2.17	983.73	421.56	(562.17)	983.73	983.73	0.00	0.00	0.00	0.00	(562.17)
09/07/2019	30/12/2019	0.59	267.08	114.48	(152.60)	267.08	267.08	0.00	0.00	0.00	0.00	(152.60)
09/07/2019	30/12/2019	1.07	482.24	206.71	(275.54)	482.24	482.24	0.00	0.00	0.00	0.00	(275.54)
15/07/2019	06/01/2020	0.00	0.01	0.00	(0.01)	0.01	0.01	0.00	0.00	0.00	0.00	(0.01)
15/07/2019	06/01/2020	0.35	116.11	70.31	(45.80)	116.11	116.11	0.00	0.00	0.00	0.00	(45.80)
14/11/2019	06/01/2020	0.15	41.97	30.67	(11.30)	41.97	41.97	0.00	0.00	0.00	0.00	(11.30)
14/11/2019	06/01/2020	0.98	267.61	195.53	(72.08)	267.61	267.61	0.00	0.00	0.00	0.00	(72.08)
14/11/2019	06/01/2020	0.51	138.90	101.49	(37.41)	138.90	138.90	0.00	0.00	0.00	0.00	(37.41)
14/11/2019	14/01/2020	0.50	136.18	111.94	(24.24)	136.18	136.18	0.00	0.00	0.00	0.00	(24.24)
14/11/2019	14/01/2020	0.36	96.91	79.66	(17.25)	96.91	96.91	0.00	0.00	0.00	0.00	(17.25)

Compass Superfund

Realised Capital Gains Report



For The Period 01 July 2019 - 30 June 2020

Investment		Accounting Treatment				Tax Treatment						
Purchase Contract Date	Disposal Contract Date	Units	Cost	Proceeds	Accounting Profit/(Loss)	Adjusted Cost Base	Reduced Cost Base	Indexed Cost Base	Indexed Gains	Discounted Gains (Gross)	Other Gains	Capital Loss
Cryptocurrency												
18/11/2019	14/01/2020	0.14	37.53	32.28	(5.25)	37.53	37.53	0.00	0.00	0.00	0.00	(5.25)
18/11/2019	24/01/2020	1.66	432.47	388.50	(43.97)	432.47	432.47	0.00	0.00	0.00	0.00	(43.97)
22/11/2019	31/01/2020	0.01	2.26	2.64	0.38	2.26	2.26	0.00	0.00	0.00	0.38	0.00
22/11/2019	31/01/2020	4.99	1,128.36	1,316.98	188.62	1,128.36	1,128.36	0.00	0.00	0.00	188.62	0.00
		17.66	6,024.98	4,135.94	(1,889.06)	6,024.98	6,024.98	0.00	0.00	0.00	192.57	(2,081.63)
OMG - OmiseGo												
07/07/2019	29/01/2020	15.00	51.36	18.25	(33.11)	51.36	51.36	0.00	0.00	0.00	0.00	(33.11)
07/07/2019	30/01/2020	0.00	0.00	0.00	0.00	0.00	0.00	0.00	0.00	0.00	0.00	0.00
		15.00	51.36	18.25	(33.11)	51.36	51.36	0.00	0.00	0.00	0.00	(33.11)
REP - Augur (REP)												
09/07/2019	08/01/2020	5.00	102.01	109.45	7.44	102.01	102.01	0.00	0.00	0.00	7.44	0.00
		5.00	102.01	109.45	7.44	102.01	102.01	0.00	0.00	0.00	7.44	0.00
XRP - XRP												
09/07/2019	29/12/2019	175.00	99.90	48.75	(51.15)	99.90	99.90	0.00	0.00	0.00	0.00	(51.15)
		175.00	99.90	48.75	(51.15)	99.90	99.90	0.00	0.00	0.00	0.00	(51.15)
ZRX - 0x (ZRX)												
08/07/2019	12/01/2020	120.00	50.10	39.40	(10.70)	50.10	50.10	0.00	0.00	0.00	0.00	(10.70)
		120.00	50.10	39.40	(10.70)	50.10	50.10	0.00	0.00	0.00	0.00	(10.70)
		334.00	26,861.27	21,802.20	(5,059.08)	26,861.27	26,861.27	0.00	0.00	0.00	698.89	(5,757.97)
Managed Investments (Australian)												

Compass Superfund

Realised Capital Gains Report



For The Period 01 July 2019 - 30 June 2020

Investment		Accounting Treatment				Tax Treatment						
Purchase Contract Date	Disposal Contract Date	Units	Cost	Proceeds	Accounting Profit/(Loss)	Adjusted Cost Base	Reduced Cost Base	Indexed Cost Base	Indexed Gains	Discounted Gains (Gross)	Other Gains	Capital Loss
Managed Investments (Australian)												
Sharelord Investor												
		0.00	0.00	0.00	0.00	0.00	0.00	0.00	0.00	0.00	5,085.62	0.00
		0.00	0.00	0.00	0.00	0.00	0.00	0.00	0.00	0.00	5,085.62	0.00
		0.00	0.00	0.00	0.00	0.00	0.00	0.00	0.00	0.00	5,085.62	0.00
		334.00	26,861.27	21,802.20	(5,059.08)	26,861.27	26,861.27	0.00	0.00	0.00	5,784.51	(5,757.97)

Compass Superfund

Unrealised Capital Gains Report



As at 30 June 2020

Investment	Units	Cost	Tax Deferred /Depreciation	CGT Cost Base	Market Value	Projected Profit /Loss	Taxable Profit Indexation	Taxable Profit Discounted	Taxable Profit Notional
Cryptocurrency									
BITC - Bitcoin	0.10	1,300.49	0.00	1,300.49	1,274.1932	(26.30)	0.00	0.00	0.00
ETH - Ethereum- ETH	3.00	1,025.85	0.00	1,025.85	980.0400	(45.81)	0.00	0.00	0.00
LTC - LTC	5.00	326.62	0.00	326.62	297.1500	(29.47)	0.00	0.00	0.00
ZRX - 0x (ZRX)	105.00	50.65	0.00	50.65	51.0898	0.44	0.00	0.00	0.00
		2,703.61	0.00	2,703.61	2,602.4731	(101.14)	0.00	0.00	0.00
Loans to Associated Entities (In house loans) - Unitised									
In House_Compass SF - In House Loans- Compass SF	1.00	421.03	0.00	421.03	0.0000	(421.03)	0.00	0.00	0.00
		421.03	0.00	421.03	0.0000	(421.03)	0.00	0.00	0.00
Managed Investments (Australian)									
SHARELO - Sharelord Investor	1.00	68,882.34	0.54	68,881.80	41,922.9700	(26,958.83)	0.00	0.00	0.00
		68,882.34	0.54	68,881.80	41,922.9700	(26,958.83)	0.00	0.00	0.00
		72,006.98	0.54	72,006.44	44,525.4431	(27,481.00)	0.00	0.00	0.00

Memorandum of Resolutions of the Director(s) of

Astoday Pty Ltd ACN: 615996793

ATF Compass Superfund

FINANCIAL STATEMENTS OF SUPERANNUATION FUND:

It was resolved that the financial statements would be prepared as special purpose financial statements as, in the opinion of the trustee(s), the Superannuation Fund is a non-reporting entity and therefore is not required to comply with all Australian Accounting Standards.

It was further resolved that the financial statements and notes to the financial statements of the Superannuation Fund in respect of the year ended 30 June 2020 thereon be adopted.

TRUSTEE'S DECLARATION:

It was resolved that the trustee's declaration of the Superannuation Fund be signed.

ANNUAL RETURN:

Being satisfied that the Fund had complied with the requirements of the Superannuation Industry (Supervision) Act 1993 (SISA) and Regulations during the year ended 30 June 2020, it was resolved that the annual return be approved, signed and lodged with the Australian Taxation Office.

TRUST DEED:

It was resolved that the advice received from the Fund's legal adviser confirming that the fund's trust deed is consistent with all relevant superannuation and trust law.

INVESTMENT STRATEGY:

The allocation of the Fund's assets and the Fund's investment performance over the financial year were reviewed and found to be within the acceptable ranges outlined in the investment strategy. After considering the risk, rate of return, diversification and liquidity of the investments and the ability of the Fund to discharge its existing liabilities, it was resolved that the investment strategy continues to reflect the purposes and circumstances of the Fund and its members. Accordingly, no changes in the investment strategy were required.

INVESTMENT – PERSONAL USE:

It was confirmed that no investments or assets were used by the member(s) for personal purposes.

INSURANCE COVER:

The trustee(s) reviewed the current life and total and permanent disability insurance coverage on offer to the members and resolved that the current insurance arrangements were appropriate for the Fund.

ALLOCATION OF INCOME:

It was resolved that the income of the Fund would be allocated to the members based on their average daily balance (an alternative allocation basis may be percentage of opening balance).

INVESTMENT ACQUISITIONS:

It was resolved to ratify the investment acquisitions throughout the financial year ended 30 June 2020.

INVESTMENT DISPOSALS:

It was resolved to ratify the investment disposals throughout the financial year ended 30 June 2020.

AUDITORS:

It was resolved that

Anthony Boys

of

PO Box 3376, RUNDLE MALL, South Australia 5000

act as auditors of the Fund for the next financial year.

Memorandum of Resolutions of the Director(s) of

Astoday Pty Ltd ACN: 615996793

ATF Compass Superfund

TAX AGENTS:

It was resolved that

Mora Wealth Accountants Pty Ltd

act as tax agents of the Fund for the next financial year.

TRUSTEE STATUS:

Each of the trustee(s) confirmed that they are qualified to act as trustee(s) of the Fund and that they are not disqualified persons as defined by s 120 of the SISA.

CONTRIBUTIONS RECEIVED:

It was resolved that the contributions during the year be allocated to members on the basis of the schedule provided by the principal Fund employer.

ACCEPTANCE OF ROLLOVERS:

The trustee has ensured that any rollover made to the Fund, meets the requirements of the Fund's deed and does not breach the superannuation laws in relation to:

1. making rollover between Funds; and,
2. breaching the Fund or the member investment strategy.

The trustee has reviewed the rollover and received advice that the rollover is in accordance with the Trust Deed and the rules of the Fund and the superannuation laws. As such the trustee has resolved to accept the rollover on behalf of the member.

PAYMENT OF BENEFITS:

The trustee has ensured that any payment of benefits made from the Fund, meets the requirements of the Fund's deed and does not breach the superannuation laws in relation to:

1. making payments to members; and,
2. breaching the Fund or the member investment strategy.

The trustee has reviewed the payment of the benefit and received advice that the transfer is in accordance with the Deed and the superannuation laws. As such the trustee has resolved to allow the payment of the benefits on behalf of the member.

CLOSURE:

Signed as a true record –

.....

Sally Richards

/ /

Compass Superfund
Trial Balance



As at 30 June 2020

Last Year	Code	Account Name	Units	Debits \$	Credits \$
	23800	Distributions Received			
0.00	23800/SHARELO	Sharelord Investor			179.43
	23900	Dividends Received			
(736.38)	23900/SHARELO	Sharelord Investor			47.64
	24200	Contributions			
(3,307.80)	24200/RICSAL00001A	(Contributions) Richards, Sally - Accumulation			
(3,332.82)	24700	Changes in Market Values of Investments			908.42
	25000	Interest Received			
	25000/CBA10696889	CBA Direct Investment Account 6889			191.32
	26700	Other Income			0.01
	28500	Transfers In			
	28500/RICSAL00001A	(Transfers In) Richards, Sally - Accumulation			55,000.00
	30100	Accountancy Fees		1,705.00	
	30400	ATO Supervisory Levy		259.00	
	30700	Auditor's Remuneration		660.00	
53.00	30800	ASIC Fees		54.00	
	30900	Advisor Fees		898.00	
49.94	31500	Bank Charges		49.95	
	37500	Investment Expenses			
	37500/6201454011	Investment Expenses		463.50	
997.00	37500/SHARELO	Sharelord Investor			
19.93	37900	Interest Paid		0.03	
	38200	Fines		80.00	
396.64	48500	Income Tax Expense			78.10
5,860.49	49000	Profit/Loss Allocation Account		52,235.44	
	50010	Opening Balance			
(77,299.34)	50010/RICSAL00001A	(Opening Balance) Richards, Sally - Accumulation			83,159.83
	52420	Contributions			
(3,307.80)	52420/RICSAL00001A	(Contributions) Richards, Sally - Accumulation			0.00

Compass Superfund
Trial Balance



As at 30 June 2020

Last Year	Code	Account Name	Units	Debits \$	Credits \$
	52850	Transfers In			
0.00	52850/RICSAL00001A	(Transfers In) Richards, Sally - Accumulation			55,000.00
	53100	Share of Profit/(Loss)			
(2,998.79)	53100/RICSAL00001A	(Share of Profit/(Loss)) Richards, Sally - Accumulation		2,764.56	
	53330	Income Tax			
(50.07)	53330/RICSAL00001A	(Income Tax) Richards, Sally - Accumulation			0.00
	53800	Contributions Tax			
496.17	53800/RICSAL00001A	(Contributions Tax) Richards, Sally - Accumulation			0.00
	60400	Bank Accounts			
54,822.26	60400/CBA10696889	CBA Direct Investment Account 6889		84,059.91	
0.00	60400/Indepen	Independent Reserve		6,296.43	
10,500.00	68000	Sundry Debtors			0.00
	70040	Cryptocurrency			
	70040/BITC	Bitcoin	0.0960	1,274.19	
0.00	70040/ETH	Ethereum- ETH	3.0000	980.04	
0.00	70040/LTC	LTC	5.0000	297.15	
	70040/ZRX	0x (ZRX)	105.0000	51.09	
	74250	Loans to Associated Entities (In house loans) - Unitised			
	74250/In House_Compass SF	In House Loans- Compass SF	1.0000	421.03	
	74700	Managed Investments (Australian)			
19,104.21	74700/SHARELO	Sharelord Investor	1.0000	41,922.97	
(1,266.64)	85000	Income Tax Payable/Refundable		92.46	
				194,564.75	194,564.75

Current Year Profit/(Loss): 52,157.34

T - TAX RETURN

SMSF Tax Return**2020**

1 Jul 2019—30 Jun 2020

TFN Recorded

PART A ELECTRONIC LODGMENT DECLARATION (FORM P, T, F, SMSF OR EX)

This declaration is to be completed where the tax return is to be lodged via the Tax Office's electronic lodgment service (ELS). It is the responsibility of the taxpayer to retain this declaration for a period of five years after the declaration is made, penalties may apply for failure to do so.

Privacy

The ATO is authorised by the *Taxation Administration Act 1953* to request the provision of tax file numbers (TFNs). The ATO will use the TFNs to identify each partner or beneficiary or entity in our records. It is not an offence not to provide the TFNs. However, you cannot lodge your tax return electronically if you do not quote your TFN.

Taxation law authorises the ATO to collect information and to disclose it to other government agencies. For information about your privacy go to ato.gov.au/privacy

The Australian Business Register

The Commissioner of Taxation, as Registrar of the Australian Business Register, may use the ABN and business details which you provide on this tax return to maintain the integrity of the register.

Please refer to the privacy statement on the Australian Business Register (ABR) website (www.abr.gov.au) for further information – it outlines our commitment to safeguarding your details.

Electronic Funds Transfer – Direct Debit

Where you have requested an EFT direct debit some of your details will be provided to your financial institution and the Tax Office's sponsor bank to facilitate the payment of your taxation liability from your nominated account.

Tax File Number	Name of partnership, trust, fund or entity	Year
TFN Recorded	Compass Superfund	2020

I authorise my tax agent to electronically transmit this tax return via the electronic lodgment service.

Important

Before making this declaration please check to ensure that all income has been disclosed and the tax return is true and correct in every detail. If you are in doubt about any aspect of the tax return, place all the facts before the Tax Office. The tax law provides heavy penalties for false or misleading statements on tax returns.

Declaration - I declare that:

- the information provided to my registered tax agent for the preparation of this tax return, including any applicable schedules is true and correct, and
- the agent is authorised to lodge this tax return.

Signature of partner, trustee or director	Date
---	------

PART B ELECTRONIC FUNDS TRANSFER CONSENT

This declaration is to be completed when an electronic funds transfer EFT of a refund is requested and the tax return is being lodged through the electronic lodgment service ELS.

This declaration must be signed by the taxpayer prior to the EFT details being transmitted to the Tax Office. If you elect for an EFT, all details below must be completed.

Important

Care should be taken when completing EFT details as the payment of any refund, including any family tax benefit, will be made to the account specified.

Agent Ref No.	Account Name
24742602	Compass Superfund

I authorise the refund to be deposited directly to the account specified.

Signature	Date
-----------	------

PART D TAX AGENTS CERTIFICATE (SHARED FACILITIES USERS ONLY)

Client Ref	Agent Ref No.	Contact Name	Contact No.
RICHS040	24742602	Mora Wealth Accountants Pty Ltd	0893091233

Declaration - I declare that:

- I have prepared this tax return and/or family tax benefit tax claim in accordance with the information supplied by the taxpayer
- I have received a declaration made by the taxpayer that the information provided to me for the preparation of this document is true and correct, and
- I am authorised by the taxpayer to lodge this tax return and any applicable schedules that are attached.

Agent's Signature	Date
-------------------	------

Section A: Fund information

Period start				01/07/2019
Period end				30/06/2020
1 TAX FILE NUMBER				TFN Recorded
2 NAME OF SELF-MANAGED SUPERANNUATION FUND (SMSF)				Compass Superfund
3 AUSTRALIAN BUSINESS NUMBER				82 807 949 829
4 CURRENT POSTAL ADDRESS				
Address	Town/City	State	Postcode	
PO Box 1389	Wangara DC	WA	6947	
5 ANNUAL RETURN STATUS				
Is this the first required return for a newly registered SMSF?				No
6 SMSF AUDITOR				
Title				Mr
First name				Anthony
Other name				William
Family name				Boys
SMSF auditor number				100014140
Contact number				61-410712708
Auditor Address	Town/City	State	Postcode	
PO Box 3376	RUNDLE MALL	SA	5000	
Was part A of the audit report qualified?				B No
Was part B of the audit report qualified?				C No
7 ELECTRONIC FUNDS TRANSFER (EFT)				
A. Fund's financial institution account details				
BSB number				066163
Account number				10696889
Account name				Compass Superfund
I would like my tax refunds made to this account				Yes
8 STATUS OF SMSF				
Australian superannuation fund?				A Yes
Fund benefit structure				B A
Does the fund trust deed allow acceptance of the Government's Super Co-contribution and Low Income Super Contribution?				C Yes

Section B: Income

11 INCOME			
Prior year losses brought forward			
Did you have a CGT event during the year?		G	Yes
Have you applied an exemption or rollover?		M	No
Net capital gain		A	\$0.00
Losses carried forward			
Other Net Capital Losses			\$93,748.00
Gross interest income		C	\$191.00
Tax file number amounts withheld from gross interest			\$0.00
Transfers from foreign funds income	Number 0	F	
Unfranked dividends		J	\$48.00
Gross distribution from trusts income		M	\$255.00 P
Assessable contributions	(R1 + R2 + R3 less R6)	R	\$0.00
No-TFN-quoted contributions		R3	\$0.00
Gross income		W	\$494.00
Total assessable income		V	\$494.00

Section C: Deductions and non-deductible expenses

12 DEDUCTIONS			
		Deductions	Non-Deductible Expenses
SMSF auditor fee	H1	\$660.00	H2 \$0.00
Investment expenses	I1	\$463.00	I2 \$0.00
Management and administration expenses	J1	\$2,965.00	J2 \$0.00
Totals	N	\$4,088.00	Y \$0.00
Total SMSF expenses		(N + Y)	Z \$4,088.00
Taxable income or loss		(TOTAL ASSESSABLE INCOME less TOTAL DEDUCTIONS)	O \$3,594.00

Section D: Income tax calculation statement

13 CALCULATION STATEMENT			
Tax on taxable income		T1	\$0.00
Tax on no-TFN-quoted contributions		J	\$0.00
Gross tax		B	\$0.00
Non-refundable non-carry forward tax offsets	(C1 + C2)	C	\$0.04
Foreign income tax offset		C1	\$0.04
Subtotal	(B less C - cannot be less than zero)	T2	\$0.00

Non-refundable carry forward tax offsets	(D1 + D2 + D3 + D4)	D	\$0.00
Early stage venture capital limited partnership tax offset		D1	\$0.00
Early stage venture capital limited partnership tax offset carried forward from previous year		D2	\$0.00
Early stage investor tax offset		D3	\$0.00
Early stage investor tax offset carried forward from previous year		D4	\$0.00
Subtotal	(T2 less D – cannot be less than zero)	T3	\$0.00
REFUNDABLE TAX OFFSETS	(E1 + E2 + E3 + E4)	E	\$77.00
Complying fund's franking credits tax offset		E1	\$77.00
Exploration credit tax offset		E4	\$0.00
Tax Payable		T5	\$0.00
Eligible credits	(H1 + H2 + H3 + H5 + H6 + H8)	H	\$1.10
Credit for tax withheld – where ABN or TFN not quoted (non-individual)		H3	\$1.10
Credit for TFN amounts withheld from payments from closely held trusts		H5	\$0.00
Credit for amounts withheld from foreign resident capital gains withholding		H8	\$0.00
Tax offset refunds (Remainder of refundable tax offsets)		I	\$77.00
Supervisory levy		L	\$259.00
Supervisory levy adjustment for wound up funds		M	\$0.00
Supervisory levy adjustment for new funds		N	\$0.00
Amount payable		S	\$180.90

Section E: Losses

14 LOSSES			
Tax losses carried forward to later income years		U	\$3,594.00
Net capital losses carried forward to later income years		V	\$93,748.00

Section H: Assets and liabilities

15 ASSETS			
15a Australian managed investments			
Other managed investments		D	\$41,923.00
15b Australian direct investments			
Cash and term deposits	\$84,060 + \$6,296	E	\$90,356.00
Loans		G	\$421.00
Other assets		O	\$92.00
15c Other investments			
Crypto-Currency		N	\$2,602.00
15d Overseas direct investments			
Total Australian and overseas assets		U	\$135,394.00

16 LIABILITIES

Total member closing account balances	W \$135,394.00
Total liabilities	Z \$135,394.00

Section K : Declarations**PREFERRED TRUSTEE OR DIRECTOR CONTACT DETAILS**

Title	Ms
First name	Sally
Other name	Royal
Family name	Richards
Non-individual trustee name	Astoday Pty Ltd
Contact number	08 93317553

TAX AGENT'S CONTACT DETAILS

Practice name	Mora Wealth Accountants Pty Ltd
First name	Alex
Family name	Mora
Contact number	08 93091233

Member 1 — Richards, Sally (TFN Recorded)Account status OpenTax File Number TFN Recorded**INDIVIDUAL NAME**Title MsGiven name Sally

Other given names

Family name Richards

Suffix

Date of birth 19 Feb 1956

Date of death

CONTRIBUTIONSOpening account balance \$83,159.83Employer contributions **A**Principal Employer ABN **A1**Personal contributions **B**CGT small business retirement exemption **C**CGT small business 15 year exemption **D**Personal injury election **E**Spouse and child contributions **F**Other third party contributions **G**Proceeds from primary residence disposal **H**Receipt date **H1**Assessable foreign superannuation fund amount **I**Non-assessable foreign superannuation fund amount **J**Transfer from reserve: assessable amount **K**Transfer from reserve: non-assessable amount **L**Contributions from non-complying funds and previously non-complying funds **T**Any other contributions (including Super Co-contributions and Low Income Super Contributions) **M****Total Contributions** **N**

OTHER TRANSACTIONS

Allocated earnings or losses	O	(\$2,765.56)
Inward rollovers and transfers	P	\$55,000.00
Outward rollovers and transfers	Q	
TRIS Count		
Accumulation phase account balance	S1	\$135,394.27
Retirement phase account balance - Non CDBIS	S2	
Retirement phase account balance - CDBIS	S3	
Accumulation phase value	X1	
Retirement phase value	X2	
Outstanding Limited recourse borrowing arrangement	Y	
Lump Sum payment	R1	
Income stream payment	R2	
Closing account balance	S	\$135,394.27

Capital Gains Tax Schedule

1 CURRENT YEAR CAPITAL GAINS AND CAPITAL LOSSES	Capital gains	Capital losses	
Shares in companies listed on an Australian securities exchange	A	K	
Other shares	B	L	
Units in unit trusts listed on an Australian securities exchange	C	M	
Other units	D	N	
Real estate situated in Australia	E	O	
Other real estate	F	P	
Amount of capital gains from a trust (including a managed fund)	G	\$5,085.00	
Collectables	H	Q	
Other CGT assets and any other CGT events	I	R	\$5,757.00
Amount of capital gain previously deferred under transitional CGT relief for superannuation funds	S		
Total current year	J	A	\$5,783.00
2 CAPITAL LOSSES			
Total current year capital losses applied		B	\$5,757.00
Total prior year net capital losses applied		C	\$26.00
Total capital losses transferred in applied (only for transfers involving a foreign bank branch or permanent establishment of a foreign financial entity)		D	
Total capital losses applied		E	\$5,783.00
3 UNAPPLIED NET CAPITAL LOSSES CARRIED FORWARD			
Net capital losses from collectables carried forward to later income years		A	
Other net capital losses carried forward to later income years		B	\$93,748.00
4 CGT DISCOUNT			
Total CGT discount applied		A	
5 CGT CONCESSIONS FOR SMALL BUSINESS			
Small business active asset reduction		A	
Small business retirement exemption		B	
Small business rollover		C	
Total small business concessions applied		D	\$0.00
6 NET CAPITAL GAIN			
		A	\$0.00
1J less 2E less 4A less 5D (cannot be less than zero). Amount will appear at label A, Net capital gain on your tax return			
7 EARNOUT ARRANGEMENTS			
Income year earnout right created		F	
Amended net capital gain or capital losses carried forward		G	

8 OTHER CGT INFORMATION REQUIRED (IF APPLICABLE)

Small business 15 year exemption – exempt capital gains	A
Capital gains disregarded by a foreign resident	B
Capital gains disregarded as a result of a scrip for scrip rollover	C
Capital gains disregarded as a result of an inter-company asset rollover	D
Capital gains disregarded by a demerging entity	E

Losses schedule

Part A Losses carried forward to the 2020–2021 income year

1 TAX LOSSES CARRIED FORWARD TO LATER INCOME YEARS

2019–2020	B	\$3,594.00
2018–2019	C	
2017–2018	D	
2016–2017	E	
2015–2016	F	
2014–2015 and earlier years	G	
Total	U	\$3,594.00

2 NET CAPITAL LOSSES CARRIED FORWARD TO LATER INCOME YEARS

2019–2020	H	
2018–2019	I	\$13,843.00
2017–2018	J	\$79,905.00
2016–2017	K	
2015–2016	L	
2014–2015 and earlier years	M	
Total	V	\$93,748.00

Part B Ownership and same business test

1 WHETHER CONTINUITY OF MAJORITY OWNERSHIP TEST PASSED

2019–2020	A
2018–2019	B
2017–2018	C
2016–2017	D
2015–2016	E
2014–2015 and earlier years	F

2 AMOUNT OF LOSSES DEDUCTED FOR WHICH THE CONTINUITY OF MAJORITY OWNERSHIP TEST IS NOT PASSED BUT THE BUSINESS CONTINUITY TEST IS SATISFIED – EXCLUDES FILM LOSSES

Tax losses	G
Net capital losses	H

3 LOSSES CARRIED FORWARD FOR WHICH THE BUSINESS CONTINUITY TEST MUST BE SATISFIED BEFORE THEY CAN BE DEDUCTED IN LATER YEARS – EXCLUDES FILM LOSSES

Tax losses	I
Net capital losses	J

4 DO CURRENT YEAR LOSS PROVISIONS APPLY?

Is the company required to calculate its taxable income or tax loss for the year under Subdivision 165-B or its net capital gain or net capital loss for the year under Subdivision 165-CB of the <i>Income Tax Assessment Act 1997</i> (ITAA 1997)?	K
--	----------

Part C Unrealised losses

Has a changeover time occurred in relation to the company after 1.00pm by legal time in the Australian Capital Territory on 11 November 1999?	L	
At the changeover time did the company satisfy the maximum net asset value test under section 152-15 of ITAA 1997?	M	
If you selected No at M, has the company determined it had an unrealised net loss at the changeover time?	N	
If you selected Yes at N, what was the amount of unrealised net loss calculated under section 165-115E of ITAA 1997?	O	

Part D Life insurance companies

Complying superannuation class tax losses carried forward to later income years	P	
Complying superannuation net capital losses carried forward to later income years	Q	

Part E Controlled foreign company losses

Current year CFC losses	M	
CFC losses deducted	N	
CFC losses carried forward	O	

Part F Tax losses reconciliation statement

Balance of tax losses brought forward from the prior income year	A	
ADD Uplift of tax losses of designated infrastructure project entities	B	
SUBTRACT Net forgiven amount of debt	C	
ADD Tax loss incurred (if any) during current year	D	\$3,594.00
SUBTRACT Tax losses carried back	K	
ADD Tax loss amount from conversion of excess franking offsets	E	
SUBTRACT Net exempt income	F	
SUBTRACT Tax losses forgone	G	
SUBTRACT Tax losses deducted	H	
SUBTRACT Tax losses transferred out under Subdivision 170-A (only for transfers involving a foreign bank branch or a PE of a foreign financial entity)	I	
Total tax losses carried forward to later income years	J	\$3,594.00

Worksheets

11 INCOME

C Gross interest income

Description	Tax Withheld	Interest
Imported from SF360	\$0.00	\$191.00
Total	\$0.00	\$191.00

M Gross distribution from trusts income

Description	Amount
Imported from SF360	\$255.00
Total	\$255.00

12 DEDUCTIONS

H SMSF auditor fee

Description	Deductible	Non deductible
Imported from SF360	\$660.00	\$0.00
Total	\$660.00	\$0.00

I Investment Expenses

Description	Deductible	Non deductible
Imported from SF360	\$463.00	\$0.00
Total	\$463.00	\$0.00

J Management and administration expenses

Description	Deductible	Non deductible
Imported from SF360	\$2,965.00	\$0.00
Total	\$2,965.00	\$0.00

13 CALCULATION STATEMENT**D1** Early stage venture capital limited partnership tax offset

Description	Amount
Imported from SF360	\$0.00
Total	\$0.00

D2 Early stage venture capital limited partnership tax offset carried forward from previous year

Description	Amount
Imported from SF360	\$0.00
Total	\$0.00

D3 Early stage investor tax offset

Description	Amount
Imported from SF360	\$0.00
Total	\$0.00

D4 Early stage investor tax offset carried forward from previous year

Description	Amount
Imported from SF360	\$0.00
Total	\$0.00

H5 Credit for TFN amounts withheld from payments from closely held trusts

Description	Amount
Imported from SF360	\$0.00
Total	\$0.00

H8 Credit for amounts withheld from foreign resident capital gains withholding

Description	Amount
Imported from SF360	\$0.00
Total	\$0.00

15 ASSETS**15a** AUSTRALIAN MANAGED INVESTMENTS**D** Other managed investments

Description	Amount
Imported from SF360	\$41,923.00
Total	\$41,923.00

15b AUSTRALIAN DIRECT INVESTMENTS**E** Cash and term deposits

Description	Amount
Imported from SF360	\$90,356.00
Total	\$90,356.00

G Loans

Description	Amount
Imported from SF360	\$421.00
Total	\$421.00

O Other assets

Description	Amount
Imported from SF360	\$92.00
Total	\$92.00

15c OTHER INVESTMENTS

N Crypto-currency

Description	Amount
Imported from SF360	\$2,602.00
Total	\$2,602.00

W - WORKING PAPER

Compass Superfund General Ledger



As at 30 June 2020

Transaction Date	Description	Units	Debit	Credit	Balance \$
Interest Received (25000)					
<u>CBA Direct Investment Account 6889 (CBA10696889)</u>					
01/07/2019	Credit Interest			7.55	7.55 CR
01/08/2019	Credit Interest			47.51	55.06 CR
01/09/2019	Credit Interest			27.53	82.59 CR
01/11/2019	Credit Interest			0.63	83.22 CR
01/12/2019	Credit Interest			3.74	86.96 CR
01/02/2020	Credit Interest			12.16	99.12 CR
01/03/2020	Credit Interest			39.92	139.04 CR
01/04/2020	Credit Interest			28.98	168.02 CR
01/05/2020	Credit Interest			8.90	176.92 CR
01/06/2020	Credit Interest			14.40	191.32 CR
				191.32	191.32 CR

Total Debits: 0.00

Total Credits: 191.32

Compass Superfund General Ledger



As at 30 June 2020

Transaction Date	Description	Units	Debit	Credit	Balance \$
Transfers In (28500)					
(Transfers In) Richards, Sally - Accumulation (RICSAL00001A)					
06/05/2020	HESTA			55,000.00	55,000.00 CR
				55,000.00	55,000.00 CR
Total Debits:	0.00				
Total Credits:	55,000.00				

Member Rollin Details

SHOWING MORE

Member

RICAL00001A

Service Period Start Date

01/06/1990

Rollover Components

Tax-Free Component	629.70
Taxable Component	
Element Taxed in the Fund	54,370.30
Element Untaxed in the Fund	

Total 55,000.00

Preservation Amounts

Preserved Amount	55,000.00
Restricted Non-Preserved Amount	
Unrestricted Non-Preserved Amount	

Total 55,000.00

Compass Superfund General Ledger



As at 30 June 2020

Transaction Date	Description	Units	Debit	Credit	Balance \$
Accountancy Fees (30100)					
<u>Accountancy Fees (30100)</u>					
21/10/2019	Invoice 2795		825.00		825.00 DR
06/04/2020	Invoice 3053		880.00		1,705.00 DR
			1,705.00		1,705.00 DR
ATO Supervisory Levy (30400)					
<u>ATO Supervisory Levy (30400)</u>					
18/11/2019	Tax Office payments		259.00		259.00 DR
			259.00		259.00 DR
Auditor's Remuneration (30700)					
<u>Auditor's Remuneration (30700)</u>					
21/10/2019	Invoice 2795		330.00		330.00 DR
06/04/2020	Invoice 3053		330.00		660.00 DR
			660.00		660.00 DR
ASIC Fees (30800)					
<u>ASIC Fees (30800)</u>					
16/01/2020	ASIC BPay		53.00		53.00 DR
08/02/2020	ASIC Bpay [ASIC BPay]		1.00		54.00 DR
			54.00		54.00 DR
Advisor Fees (30900)					
<u>Advisor Fees (30900)</u>					
26/02/2020	Invoice 25		550.00		550.00 DR
30/06/2020	Transfer to xx8458 NetBank AgoraFinancial sub		348.00		898.00 DR
			898.00		898.00 DR
Bank Charges (31500)					
<u>Bank Charges (31500)</u>					
22/01/2020	Statement Fee		49.95		49.95 DR
			49.95		49.95 DR
Investment Expenses (37500)					
<u>Investment Expenses (6201454011)</u>					
30/06/2020	Commissions		463.50		463.50 DR
			463.50		463.50 DR
Interest Paid (37900)					
<u>Interest Paid (37900)</u>					
30/06/2020	2020 Interest		0.03		0.03 DR
			0.03		0.03 DR
Fines (38200)					
<u>Fines (38200)</u>					
08/02/2020	ASIC Bpay [ASIC BPay]		80.00		80.00 DR
			80.00		80.00 DR

Total Debits: 4,169.48

Total Credits: 0.00

Compass Superfund General Ledger



As at 30 June 2020

Transaction Date	Description	Units	Debit	Credit	Balance \$
Loans to Associated Entities (In house loans) - Unitised (74250)					
In House Loans- Compass SF (In House Compass SF)					
30/06/2020	Transfer to xx8458 NetBank 3 Port Phillip Pub	1.00	347.00		347.00 DR
30/06/2020	Transfer to xx8458 CommBank app Canon Ink	0.00	74.03		421.03 DR
		1.00	421.03		421.03 DR

Total Debits: 421.03

Total Credits: 0.00

Independent Reserve - Statement of Transactions

Date	Details	Brokerage	Qty	Price	Value	Value incl Brokerage
27-Jun-20	Limit Buy ZRX	\$0.25	105	\$0.48	\$50.40	\$50.65
26-Jun-20	Limit Buy ETH	\$2.51	1.5	\$335.51	\$503.27	\$505.78
25-Jun-20	Limit Buy BTC	\$4.67	0.07	13,360.00	\$935.20	\$939.87
17-Jun-20	Limit Buy LTC	\$1.62	5	\$65.00	\$325.00	\$326.62
17-Jun-20	Limit Buy BTC	\$1.79	0.026	13,800.00	\$358.80	\$360.59
17-Jun-20	Limit Buy ETH	\$2.58	1.5	\$344.97	\$517.46	\$520.04
06-Apr-20	Limit Sell BTC	\$5.85	0.1	11,700.00	\$1,170.00	\$1,164.15
01-Apr-20	Limit Buy BTC	\$5.15	0.1	10,300.00	\$1,030.00	\$1,035.15
31-Jan-20	Limit Sell ETH	\$0.01	0.01	\$265.25	\$2.65	\$2.64
31-Jan-20	Limit Sell ETH	\$6.61	4.99	\$265.25	\$1,323.60	\$1,316.99
30-Jan-20	Limit Sell OMG	\$0.00	0.00002	\$1.22	\$0.00	\$0.00
29-Jan-20	Limit Sell BTC	\$2.75	0.04	13,790.00	\$551.60	\$548.85
29-Jan-20	Limit Sell OMG	\$0.09	14.99998	\$1.22	\$18.30	\$18.21
24-Jan-20	Limit Sell ETH	\$1.95	1.66147567	\$235.00	\$390.45	\$388.50
24-Jan-20	Limit Sell BTC	\$2.05	0.03356508	12,255.00	\$411.34	\$409.29
24-Jan-20	Limit Sell BTC	\$2.22	0.03643492	12,199.00	\$444.47	\$442.25
20-Jan-20	Limit Sell BTC	\$3.16	0.05	12,660.00	\$633.00	\$629.84
14-Jan-20	Limit Sell ETH	\$0.56	0.5	\$225.00	\$112.50	\$111.94
14-Jan-20	Limit Sell ETH	\$0.56	0.5	\$225.00	\$112.50	\$111.94
12-Jan-20	Limit Sell ZRX	\$0.19	120	\$0.33	\$39.60	\$39.41
07-Jan-20	Limit Sell REP	\$0.55	5	\$22.00	\$110.00	\$109.45
06-Jan-20	Limit Sell ETH	\$0.50	0.5074243	\$200.00	\$101.48	\$100.98
06-Jan-20	Limit Sell ETH	\$0.98	0.9825757	\$200.00	\$196.52	\$195.54
06-Jan-20	Limit Sell ETH	\$0.51	0.51	\$200.00	\$102.00	\$101.49
29-Dec-19	Limit Sell ETH	\$0.65	0.66974618	\$195.00	\$130.60	\$129.95
29-Dec-19	Limit Sell ETH	\$4.22	4.33025382	\$195.00	\$844.40	\$840.18
28-Dec-19	Limit Sell XRP	\$0.24	175	\$0.28	\$49.00	\$48.76
26-Dec-19	Limit Sell ETH	\$1.90	2	\$190.00	\$380.00	\$378.10
27-Nov-19	Limit Sell BTC	\$6.78	0.128	\$10,599.00	\$1,356.67	\$1,349.89
27-Nov-19	Limit Sell BTC	\$5.27	0.1	\$10,558.00	\$1,055.80	\$1,050.53

27-Nov-19	Limit Sell BTC	\$8.98	0.17203449	\$10,445.00	\$1,796.90	\$1,787.92
27-Nov-19	Limit Sell BTC	\$5.48	0.105	\$10,445.00	\$1,096.73	\$1,091.25
27-Nov-19	Limit Sell BTC	\$1.19	0.02296551	\$10,445.00	\$239.87	\$238.68
22-Nov-19	Limit Buy ETH	\$5.62	5	\$225.00	\$1,125.00	\$1,130.62
18-Nov-19	Limit Buy ETH	\$2.33	1.80564899	\$259.00	\$467.66	\$469.99
14-Nov-19	Limit Buy ETH	\$3.39	2.50250485	\$271.00	\$678.18	\$681.57
04-Nov-19	Limit Sell BTC	\$3.42	0.05	\$13,700.00	\$685.00	\$681.58
09-Sep-19	Limit Sell ETH	\$2.30	1	\$460.00	\$460.00	\$457.70
03-Sep-19	Limit Buy BTC	\$7.82	0.101	\$15,490.00	\$1,564.49	\$1,572.31
03-Sep-19	Limit Buy BTC	\$15.41	0.199	\$15,490.00	\$3,082.51	\$3,097.92
03-Sep-19	Limit Buy BTC	\$10.73	0.138	\$15,560.00	\$2,147.28	\$2,158.01
03-Sep-19	Limit Buy BTC	\$4.82	0.062	\$15,570.00	\$965.34	\$970.16
03-Sep-19	Limit Buy BTC	\$10.74	0.138	\$15,570.00	\$2,148.66	\$2,159.40
28-Aug-19	Limit Buy BTC	\$7.19	0.1	\$14,395.00	\$1,439.50	\$1,446.69
06-Aug-19	Limit Sell BTC	\$8.99	0.1	\$17,995.00	\$1,799.50	\$1,790.51
03-Aug-19	Limit Sell BTC	\$0.68	0.00861461	\$15,850.00	\$136.54	\$135.86
03-Aug-19	Limit Sell BTC	\$7.24	0.09138539	\$15,850.00	\$1,448.46	\$1,441.22
03-Aug-19	Limit Sell BTC	\$1.73	0.02198742	\$15,750.00	\$346.30	\$344.57
03-Aug-19	Limit Sell BTC	\$6.14	0.07801258	\$15,750.00	\$1,228.70	\$1,222.56
01-Aug-19	Limit Sell BTC	\$7.44	0.09930241	\$15,000.00	\$1,489.54	\$1,482.10
15-Jul-19	Limit Buy BTC	\$7.19	0.1	\$14,395.00	\$1,439.50	\$1,446.69
14-Jul-19	Limit Buy ETH	\$0.00	0.00002183	\$327.00	\$0.01	\$0.01
14-Jul-19	Limit Buy ETH	\$0.57	0.3533	\$327.00	\$115.53	\$116.10
14-Jul-19	Limit Buy BTC	\$8.15	0.10623686	\$15,355.00	\$1,631.27	\$1,639.42
11-Jul-19	Limit Sell BTC	\$8.23	0.1	\$16,477.00	\$1,647.70	\$1,639.47
11-Jul-19	Limit Buy BTC	\$8.18	0.1	\$16,378.00	\$1,637.80	\$1,645.98
11-Jul-19	Limit Buy BTC	\$7.82	0.09306555	\$16,810.00	\$1,564.43	\$1,572.25
09-Jul-19	Limit Buy XRP	\$0.49	175	\$0.56	\$98.00	\$98.49
09-Jul-19	Limit Buy REP	\$0.50	5	\$20.30	\$101.50	\$102.00
09-Jul-19	Limit Buy ETH	\$7.91	3.5022	\$451.87	\$1,582.54	\$1,590.45
09-Jul-19	Limit Buy ETH	\$4.89	2.1727	\$450.52	\$978.84	\$983.73
09-Jul-19	Limit Buy ETH	\$1.32	0.59	\$450.43	\$265.75	\$267.07
09-Jul-19	Limit Buy ETH	\$3.90	1.7351	\$450.41	\$781.51	\$785.41
09-Jul-19	Limit Buy BTC	\$8.90	0.1	\$17,800.00	\$1,780.00	\$1,788.90

08-Jul-19 Limit Buy ZRX	\$0.24	120	\$0.41	\$49.20	\$49.44
07-Jul-19 Limit Buy OMG	\$0.25	15	\$3.40	\$51.00	\$51.25

Compass Superfund General Ledger



As at 30 June 2020

Transaction Date	Description	Units	Debit	Credit	Balance \$
Income Tax Payable/Refundable (85000)					
<u>Income Tax Payable/Refundable (85000)</u>					
01/07/2019	Opening Balance				1,266.64 CR
18/11/2019	Tax Office payments		1,281.00		14.36 DR
30/06/2020	Create Entries - Franking Credits Adjustment - 30/06/2020		77.00		91.36 DR
30/06/2020	Create Entries - TFN Credits Adjustment - 30/06/2020		1.10		92.46 DR
			1,359.10		92.46 DR

Total Debits: 1,359.10

Total Credits: 0.00

S - SOURCE DOCUMENTS

Rollover In Statement

Section C: Rollover transaction details

12 Service period start date Day/Month/Year

13 Tax components:

Tax-free component	\$ 629.70
KiwiSaver tax-free component	\$ 0.00
Taxable component:	
Element taxed in the fund	\$ 54,370.30
Element untaxed in the fund	\$ 0.00
TOTAL Tax components	\$ 55,000.00

14 Preservation amounts:

Preserved amount	\$ 55,000.00
KiwiSaver preserved amount	\$ 0.00
Restricted non-preserved amount	\$ 0.00
Unrestricted non-preserved amount	\$ 0.00
TOTAL Preservation amounts	\$ 55,000.00

Section D: Non-complying funds

15 Contributions made to a non-complying fund on or after 19 May 2006 \$

Section E: Transferring fund

16 Fund's ABN

17 Fund's name

18 Contact name

19 Daytime phone number (include area Code)

20 Email address (if applicable)

Section F: Declaration

AUTHORISED REPRESENTATIVE DECLARATION:
Complete this declaration if you are an authorised representative of the superannuation fund or other provider shown in section E.

I declare that:

- I have prepared the statement with the information supplied by the superannuation provider
- I have received a declaration made by the superannuation provider that the information provided to me for the preparation of this statement is true and correct
- I am authorised by the superannuation provider to give the information in the statement to the ATO.

Name

Authorised representative signature

Date Day / Month / Year

TAX INVOICE

Compass Superfund

Invoice Date
14 Oct 2019

Mora Wealth
Accountants
PO Box 1095
BENTLEY DC WA 6983

Invoice Number
INV-2795

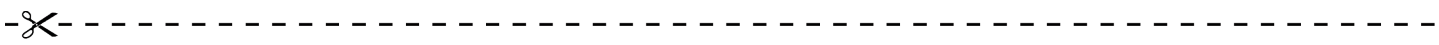
Reference
RICHS040

ABN
26 167 776 025

Description	Quantity	Unit Price	GST	Amount AUD
COMPASS SUPER FUND In relation to taxation for year ended 30 June 2018 including, taking instructions for preparation of income tax return; preparation of Operating Statement and Statement of Financial Position; revaluing all investments as at 30 June 2018, allocation of earnings, contributions and tax expense to the members, presenting information in correct form for inclusion in taxation return, preparing and lodging income tax return, checking assessments and forwarding on to you. Preparing Trustee minutes and representations. Accountancy Fees = \$750 + \$75 = \$825	1.00	750.00	10%	750.00
TO PROFESSIONAL SERVICES: In relation to the audit of the superannuation fund for the year ended 30 June 2018 Audit Fees = \$300 + \$30 = \$330	1.00	300.00	10%	300.00
			Subtotal	1,050.00
			TOTAL GST 10%	105.00
			TOTAL AUD	1,155.00

Due Date: 21 Oct 2019

Direct Transfers can be made online to
 Bank: Westpac Bank
 BSB: 036-022
 Account Number: 243-032



PAYMENT ADVICE

To: Mora Wealth Accountants
PO Box 1095
BENTLEY DC WA 6983

Customer	Compass Superfund
Invoice Number	INV-2795
Amount Due	1,155.00
Due Date	21 Oct 2019

Amount Enclosed

Enter the amount you are paying above

TAX INVOICE

Compass Superfund

Invoice Date
3 Apr 2020

Mora Wealth
Accountants
PO Box 1095
BENTLEY DC WA 6983

Invoice Number
INV-3053

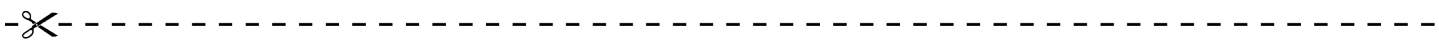
Reference
RICHS040

ABN
26 167 776 025

Description	Quantity	Unit Price	GST	Amount AUD
COMPASS SUPER FUND In relation to taxation for year ended 30 June 2019 including, taking instructions for preparation of income tax return; preparation of Operating Statement and Statement of Financial Position; revaluing all investments as at 30 June 2019, allocation of earnings, contributions and tax expense to the members, presenting information in correct form for inclusion in taxation return, preparing and lodging income tax return, checking assessments and forwarding on to you.	1.00	800.00	10%	800.00
Preparing Trustee minutes and representations.				Accountancy Fees = \$800 + \$80 = \$880
TO PROFESSIONAL SERVICES: In relation to the audit of the superannuation fund for the year ended 30 June 2019.	1.00	300.00	10%	300.00
				Audit Fees = \$300 + \$30 = \$330
			Subtotal	1,100.00
			TOTAL GST 10%	110.00
			TOTAL AUD	1,210.00

Due Date: 10 Apr 2020

Direct Transfers can be made online to
Bank: Westpac Bank
BSB: 036-022
Account Number: 243-032



PAYMENT ADVICE

To: Mora Wealth Accountants
PO Box 1095
BENTLEY DC WA 6983

Customer	Compass Superfund
Invoice Number	INV-3053
Amount Due	1,210.00
Due Date	10 Apr 2020

Amount Enclosed

Enter the amount you are paying above

Inquires 1300 300 630

Issue date 18 Nov 19

Company Statement

Extract of particulars - s346A(1) Corporations Act 2001

CORPORATE KEY: 72720635

Check this statement carefully

You are legally obligated to ensure that all your company details listed on this company statement are complete and correct. This is required under s346C (1) and/or s346B and s346C (2) of the Corporations Act 2001.

You must check this statement carefully and inform ASIC of any changes or corrections immediately. **Do not return this statement.** You must notify ASIC within 28 days after the date of change, and within 28 days after the date of issue of your annual company statement. Late lodgement of changes will result in late fees. These requirements do not apply to the **Additional company information.**

ACN 615 996 793
FOR ASTODAY PTY LTD

REVIEW DATE: 18 November 19

You must notify ASIC of any changes to company details — Do not return this statement



To make changes to company details or amend incorrect information

- go to www.asic.gov.au/changes
- log in to our online services and make the required updates
- first time users will need to use the corporate key provided on this company statement



Phone if you've already notified ASIC of changes but they are not shown correctly in this statement.
Ph: 1300 300 630



Use your agent.

Company Statement

These are the current company details held by ASIC. You must check this statement carefully and inform ASIC of any changes or corrections immediately. Late fees apply. **Do not return this statement.**

1 **Registered office**
17 HOCKIN STREET WILLAGEE WA 6156

2 **Principal place of business**
17 HOCKIN STREET WILLAGEE WA 6156

3 **Officeholders**

Name: SALLY ROYAL RICHARDS
Born: AUCKLAND NEW ZEALAND
Date of birth: 19/02/1956
Address: 17 HOCKIN STREET WILLAGEE WA 6156
Office(s) held: DIRECTOR, APPOINTED 18/11/2016; SECRETARY, APPOINTED 18/11/2016

4 Company share structure

Share class	Shares description	Number issued	Total amount paid on these shares	Total amount unpaid on these shares
ORD	ORDINARY SHARES	60	\$60.00	\$0.00

5 Members

These details continue on the next page

ASTODAY PTY LTD ACN 615 996 793

Company statement continued

Name: SALLY ROYAL RICHARDS
 Address: 17 HOCKIN STREET WILLAGEE WA 6156

Share Class	Total number held	Fully paid	Beneficially held
ORD	60	Yes	Yes

You must notify ASIC within 28 days of the date of change, and within 28 days of the issue date of the annual company statement. Late lodgement of changes will result in late fees.

End of company statement

This concludes the information to which the company must respond (if incorrect) under s346C of the *Corporations Act 2001*.



ASIC

Australian Securities & Investments Commission

ABN 86 768 265 615

Inquiries

www.asic.gov.au/invoices

1300 300 630

ASTODAY PTY LTD
17 HOCKIN ST WILLAGEE WA 6156

INVOICE STATEMENT

Issue date 18 Nov 19

ASTODAY PTY LTD

ACN 615 996 793

Account No. 22 615996793

Summary

Opening Balance	\$0.00
New items	\$54.00
Payments & credits	\$0.00
TOTAL DUE	\$54.00

- Amounts are not subject to GST. (Treasurer's determination - exempt taxes, fees and charges).
- Payment of your annual review fee will maintain your registration as an Australian company.


Transaction details are listed on the back of this page

Please pay

Immediately	\$0.00
By 18 Jan 20	\$54.00

If you have already paid please ignore this invoice statement.

- Late fees will apply if you do NOT
 - tell us about a change during the period that the law allows
 - bring your company or scheme details up to date within 28 days of the date of issue of the annual statement, or
 - pay your review fee within 2 months of the annual review date.
- Information on late fee amounts can be found on the ASIC website.



ASIC

Australian Securities & Investments Commission

PAYMENT SLIP

ASTODAY PTY LTD

ACN 615 996 793

Account No: 22 615996793



22 615996793

TOTAL DUE \$54.00

Immediately \$0.00

By 18 Jan 20 \$54.00

Payment options are listed on the back of this payment slip



Biller Code: 17301
Ref: 2296159967936



*814 129 0002296159967936 23

16/1/2020

NO 11706808894

Transaction details:

Transactions for this period		ASIC reference	\$ Amount
2019-11-18	Annual Review - Special Purpose Pty Co	3X2906627480P A	\$54.00
Outstanding transactions			
2019-11-18	Annual Review - Special Purpose Pty Co	3X2906627480P A	\$54.00

ASTODAY PTY LTD
 17 HOCKIN ST WILLAGEE WA 6155
 INVOICE STATEMENT
 Issue date 18 Nov 19
 ASTODAY PTY LTD

Account No. 22 615996793
 ACH 615 996 793

Summary

Opening Balance	\$0.00
New Items	\$54.00
Payments & credits	\$0.00
TOTAL DUE	\$54.00

Please pay immediately
 By 18 Jan 20
 \$54.00

If you have already paid please ignore this invoice statement.
 * Late fees will apply if you do NOT
 - tell us about a change during the period that the law allows
 - bring your company or scheme details up to date within 28 days of the date of issue of the annual statement, or
 - pay your review fee within 2 months of the annual review date.
 * Information on late fee amounts can be found on the ASIC website.

• Amounts are not subject to GST (Treasurer's determination - exempt taxes, fees and charges).
 • Payment of your annual review fee will maintain your registration as an Australian company.
 Transaction details are listed on the back of this page.

TOTAL DUE \$54.00
 PAYMENT OPTIONS



Billpay Code: 8929
 Ref: 2296 1599 6793 623



Biller Code: 17301
 Ref: 2296159967936

Australia Post
 Present this payment slip. Pay by cash, cheque or EFTPOS

Phone
 Call 13 18 16 to pay by Mastercard or Visa

On-line
 Go to postbillpay.com.au to pay by Mastercard or Visa

Mail
 Mail this payment slip and cheque (do not staple) to ASIC,
 Locked Bag 5000, Gippsland Mail Centre VIC 3841

Telephone & Internet Banking – BPAY®
 Contact your bank or financial institution to make this payment from your cheque, savings, debit, credit card or transaction account. More info: www.bpay.com.au

ASIC CommBank app BPAY 17301 2296159967936 late penalty

-\$81.00 **\$80 Fine + \$1 remaining ASIC Fees**

Biller nickname

ACN 615996793 ASIC

Biller code

0000017301

From

CDIA 066-163 1069 6889

On

Sat 08 Feb 2020, 11:58 PM (Syd/Melb Time)

Your description

late penalty

Customer reference

2296159967936

Receipt number

N020808439071



Bob Miller - Miller Family Trust TA:

BOB MILLER FINANCIAL PLANNING

Bob Miller Financial Planning

7 Northwood Street,
West Leederville WA 6007

A.B.N.: 94 494 341 660

Tel: 0419 892 4693

P.O.Box 1454 West Leederville 6901

Email: bob@lifespawnwa.com.au

TAX INVOICE

Ms. S Richards

Date: 17/02/2020

Invoice #: 00000025

PCN

Description	Amount
Re: Preparation Statement of Advice	\$550.00

TOTAL PRICE INCLUDING GST OF \$50.00

Sub Total	\$550.00
Delivery	\$0.00
Applied	\$0.00
Total Due:	\$550.00

Bob Miller Financial Planning

P.O.Box 1454 West Leederville 6901

Macquarie Bank- Robert John Miller

DIRECT ONLINE BANKING: BSB:186-200 Account 1225 46310

Ms. S Richards

Invoice #: 00000025

Total Due: \$550.00

PAID. 26feb Acc 066 163 10696889
COMPASS SUPERFUND



Your Statement

Statement 6 (Page 1 of 2)

Account Number 06 6163 10696889

Statement Period 8 Jun 2019 - 7 Dec 2019

Closing Balance \$214.22 CR

Enquiries 13 1998
 (24 hours a day, 7 days a week)



051

THE TRUSTEE
 17 HOCKIN ST
 WILLAGEE WA 6156

Direct Investment Account

If this account has an attached overdraft limit or facility and we send you a statement every 4 or 6 months, we will update your statement preference to every 3 months as part of changes made to the new Banking Code of Practice from 1 July 2019.

Your SMSF Commonwealth Direct Investment Account specifically designed for your Self Managed Super Fund can grow your savings while you plan your next investment. Earn a competitive rate of interest on balances over \$10,000. You can enjoy instant access to your money through ATMs, NetBank, EFTPOS, telephone banking and bank branches.


Name: ASTODAY PTY LTD AS TRUSTEES FOR COMPASS SUPERFUND

Note: Have you checked your statement today? It's easy to find out more information about each of your transactions by logging on to the CommBank App or NetBank. Should you have any questions on fees or see an error please contact us on the details above. Cheque proceeds are available when cleared.

Date	Transaction	Debit	Credit	Balance
08 Jun	2019 OPENING BALANCE			\$1,037.35 CR
27 Jun	1/ASTODAY PTY LTD ATF COMPASS SUP REF 2019062700019408 /RFB/WITHDRAWAL		54,151.74	\$55,189.09 CR
27 Jun	Direct Credit 447222 One Managed Inve IR AUD 10133.17		10,133.17	\$65,322.26 CR
28 Jun	Transfer to other Bank NetBank ADAXRKF	10,500.00		\$54,822.26 CR
01 Jul	Credit Interest		7.55	\$54,829.81 CR
17 Jul	Transfer to other Bank CommBank app ADAXRKF	5,000.00		\$49,829.81 CR
23 Jul	INTERACTIVE BROKERS NetBank BPAY 17913 83019754200004 Sharelord U1975420	10,000.00		\$39,829.81 CR
01 Aug	Credit Interest		47.51	\$39,877.32 CR
29 Aug	INTERACTIVE BROKERS NetBank BPAY 17913 83019754200004 Sharelord U1975420	37,000.00		\$2,877.32 CR
01 Sep	Credit Interest		27.53	\$2,904.85 CR
21 Oct	Transfer to other Bank NetBank INV 2795	1,155.00		\$1,749.85 CR
29 Oct	1/ASTODAY PTY LTD ATF COMPASS SUP REF 2019102900019253 /RFB/WITHDRAWAL		10,000.00	\$11,749.85 CR
01 Nov	Credit Interest		0.63	\$11,750.48 CR



3234.6998.1.1.ZZ258R3 0303SL.R3.S111.D943.OV06.00.28



Date	Transaction	Debit	Credit	Balance			
18 Nov	TAX OFFICE PAYMENTS NetBank BPAY 75556 993638925000185677 Tax CompassSuperFu	1,540.00		\$10,210.48 CR			
19 Nov	Transfer to other Bank NetBank ADAXRKF	10,000.00		\$210.48 CR			
01 Dec	Credit Interest		3.74	\$214.22 CR			
07 Dec	2019 CLOSING BALANCE			\$214.22 CR			
	Opening balance	-	Total debits	+	Total credits	=	Closing balance
	\$1,037.35 CR		\$75,195.00		\$74,371.87		\$214.22 CR

Your Credit Interest Rate Summary

Date	Balance	Standard Credit Interest Rate (p.a.)
07 Dec	Less than \$10,000.00	0.00%
	\$10,000.00 and over	0.65%

Note. Interest rates are effective as at the date shown but are subject to change.



Account Number 06 6163 10696889

Statement Period 8 Dec 2019 - 7 Jun 2020

Closing Balance \$119,828.94 CR

Enquiries 13 1998
 (24 hours a day, 7 days a week)



051

THE TRUSTEE
 17 HOCKIN ST
 WILLAGEE WA 6156

Direct Investment Account

If this account has an attached overdraft limit or facility and we send you a statement every 4 or 6 months, we will update your statement preference to every 3 months as part of changes made to the new Banking Code of Practice from 1 July 2019.

Your SMSF Commonwealth Direct Investment Account specifically designed for your Self Managed Super Fund can grow your savings while you plan your next investment. Earn a competitive rate of interest on balances over \$10,000. You can enjoy instant access to your money through ATMs, NetBank, EFTPOS, telephone banking and bank branches.


Name: ASTODAY PTY LTD AS TRUSTEES FOR COMPASS SUPERFUND

Note: Have you checked your statement today? It's easy to find out more information about each of your transactions by logging on to the CommBank App or NetBank. Should you have any questions on fees or see an error please contact us on the details above. Cheque proceeds are available when cleared.

The date of transactions shown here may be different on your other transaction lists (for example, the transaction list that appears on the CommBank app).

Date	Transaction	Debit	Credit	Balance
08 Dec 2019	OPENING BALANCE			\$214.22 CR
15 Jan	1/ASTODAY PTY LTD ATF COMPASS SUP REF 2020011500018608 /RFB/WITHDRAWAL		40,000.00	\$40,214.22 CR
16 Jan	ASIC NetBank BPAY 17301 2296159967936 ASTODAY PTY LTD Value Date: 17/01/2020	53.00		\$40,161.22 CR
01 Feb	Credit Interest		12.16	\$40,173.38 CR
03 Feb	1/ASTODAY PTY LTD ATF COMPASS SUP REF 2020020300024618 /RFB/WITHDRAWAL		20,513.39	\$60,686.77 CR
04 Feb	Direct Credit 447222 One Managed Inve IR AUD 20100.00		20,100.00	\$80,786.77 CR
05 Feb	Direct Credit 447222 One Managed Inve IR AUD 161.96		161.96	\$80,948.73 CR
08 Feb	ASIC CommBank app BPAY 1 2296159967936 late penalty	81.00		\$80,867.73 CR
26 Feb	Transfer to other Bank NetBank S Richards Inv 25	550.00		\$80,317.73 CR
26 Feb	Direct Credit 421520 BT Portfolio Ser BT141368		0.01	\$80,317.74 CR





Date	Transaction	Debit	Credit	Balance				
01 Mar	Credit Interest		39.92	\$80,357.66 CR				
06 Mar	Transfer to other Bank NetBank ADAXRKF	10,000.00		\$70,357.66 CR				
16 Mar	Direct Credit 048950 Boss Access Acco IRAUD10000.00		10,000.00	\$80,357.66 CR				
19 Mar	Transfer to other Bank CommBank app ADAXRKF	10,000.00		\$70,357.66 CR				
01 Apr	Credit Interest		28.98	\$70,386.64 CR				
04 Apr	Transfer to other Bank NetBank ADAXRKF	5,000.00		\$65,386.64 CR				
06 Apr	Transfer to other Bank NetBank INV 3053	1,210.00		\$64,176.64 CR				
09 Apr	Direct Credit 048950 Boss Access Acco IRAUD15129.00		15,129.00	\$79,305.64 CR				
19 Apr	INTERACTIVE BR AUS NetBank BPAY 216671 83079754200008 Acc U7975420	9,500.00		\$69,805.64 CR				
01 May	Credit Interest		8.90	\$69,814.54 CR				
06 May	Direct Credit 310647 HESTA 005468432		55,000.00	\$124,814.54 CR				
13 May	INTERACTIVE BR AUS NetBank BPAY 216671 83079754200008 U7975420 Value Date: 14/05/2020	5,000.00		\$119,814.54 CR				
01 Jun	Credit Interest		14.40	\$119,828.94 CR				
07 Jun	2020 CLOSING BALANCE			\$119,828.94 CR				
		Opening balance	-	Total debits	+	Total credits	=	Closing balance
		\$214.22 CR		\$41,394.00		\$161,008.72		\$119,828.94 CR

Your Credit Interest Rate Summary

Date	Balance	Standard Credit Interest Rate (p.a.)
07 Jun	Less than \$10,000.00	0.00%
	\$10,000.00 and over	0.15%

Note. Interest rates are effective as at the date shown but are subject to change.



051

THE TRUSTEE
 17 HOCKIN ST
 WILLAGEE WA 6156

Account Number 06 6163 10696889

Statement Period 8 Jun 2020 - 7 Dec 2020

Closing Balance \$4,425.52 CR

Enquiries 13 1998
 (24 hours a day, 7 days a week)

Direct Investment Account

If this account has an attached overdraft limit or facility and we send you a statement every 4 or 6 months, we will update your statement preference to every 3 months as part of changes made to the new Banking Code of Practice from 1 July 2019.

Your SMSF Commonwealth Direct Investment Account specifically designed for your Self Managed Super Fund can grow your savings while you plan your next investment. Earn a competitive rate of interest on balances over \$10,000. You can enjoy instant access to your money through ATMs, NetBank, EFTPOS, telephone banking and bank branches.

Name: ASTODAY PTY LTD AS TRUSTEES FOR COMPASS SUPERFUND

Note: Have you checked your statement today? It's easy to find out more information about each of your transactions by logging on to the CommBank App or NetBank. Should you have any questions on fees or see an error please contact us on the details above. Cheque proceeds are available when cleared.

The date of transactions shown here may be different on your other transaction lists (for example, the transaction list that appears on the CommBank app).


Date	Transaction	Debit	Credit	Balance
08 Jun 2020	OPENING BALANCE			\$119,828.94 CR
16 Jun	Transfer to other Bank CommBank app ADAXRKF	9,000.00		\$110,828.94 CR
16 Jun	INTERACTIVE BR AUS NetBank BPAY 216671 83079754200008 U7975420	6,000.00		\$104,828.94 CR
22 Jun	INTERACTIVE BR AUS NetBank BPAY 216671 83079754200008 U7975420	20,000.00		\$84,828.94 CR
30 Jun	Transfer to xx8458 NetBank 3 Port Phillip Pub	347.00		\$84,481.94 CR
30 Jun	Transfer to xx8458 NetBank AgoraFinancial sub	348.00		\$84,133.94 CR
30 Jun	Transfer to xx8458 CommBank app Canon Ink	74.03		\$84,059.91 CR
01 Jul	CREDIT INTEREST EARNED on this account to June 30, 2020 is \$191.32			
01 Jul	Credit Interest		13.11	\$84,073.02 CR
20 Jul	INTERACTIVE BR AUS NetBank BPAY 216671 83079754200008 U7975420	20,000.00		\$64,073.02 CR
01 Aug	Credit Interest		9.72	\$64,082.74 CR



*# 2907.6496.1.2.ZZ258R3 0303SL.R3.S111.D342.OV06.00.31

Account Number

06 6163 10696889



Date	Transaction	Debit	Credit	Balance
02 Aug	Transfer to other Bank NetBank ADAXRKF	9,000.00		\$55,082.74 CR
22 Aug	Transfer to xx8458 NetBank Shae RussellTrader	1,999.00		\$53,083.74 CR
24 Aug	Transfer from CommBank app Return trader Sub		501.00	\$53,584.74 CR
26 Aug	Transfer to xx8458 NetBank TraderSubscription	2,000.00		\$51,584.74 CR
01 Sep	Credit Interest		6.94	\$51,591.68 CR
06 Sep	Transfer to xx8458 NetBank Tax 2 ATO for smsf	244.64		\$51,347.04 CR
10 Sep	INTERACTIVE BR AUS NetBank BPAY 216671 83079754200008 U7975420	20,000.00		\$31,347.04 CR
16 Sep	Transfer to other Bank NetBank ADAXRKF	10,000.00		\$21,347.04 CR
17 Sep	Transfer to other Bank CommBank app ADAXRKF	9,000.00		\$12,347.04 CR
18 Sep	Transfer from CommBank app Rtn Fat Tail Media		1,999.00	\$14,346.04 CR
01 Oct	Credit Interest		3.58	\$14,349.62 CR
07 Oct	Direct Credit 048950 Boss Access Acco IRAUD7000.00		7,000.00	\$21,349.62 CR
27 Oct	Transfer to other Bank NetBank ADAXRKF	5,000.00		\$16,349.62 CR
01 Nov	Credit Interest		2.44	\$16,352.06 CR
17 Nov	Transfer to xx8458 CommBank app Soklich Co	2,000.00		\$14,352.06 CR
18 Nov	Transfer to other Bank NetBank INV 0224 BOX6J	370.00		\$13,982.06 CR
19 Nov	Direct Credit 048950 Boss Access Acco IRAUD9320.00		9,320.00	\$23,302.06 CR
19 Nov	Transfer to other Bank NetBank INV 00107545 Value Date: 20/11/2020	20,000.00		\$3,302.06 CR
23 Nov	1/ASTODAY PTY LTD ATF COMPASS SUP REF 2020112300017381 /RFB/WITHDRAWAL		17,500.00	\$20,802.06 CR
24 Nov	PERTH MINT SHOP NetBank BPAY 203943 9624305 INV 962430	7,808.64		\$12,993.42 CR
24 Nov	Transfer to other Bank NetBank INV00107545 Arg Pk	1,570.00		\$11,423.42 CR
26 Nov	Transfer to xx8458 NetBank 1st Mov Algo Alert	999.00		\$10,424.42 CR
01 Dec	Credit Interest		1.10	\$10,425.52 CR

Date	Transaction	Debit	Credit	Balance			
03 Dec	INTERACTIVE BR AUS NetBank BPAY 216671 83079754200008 U7975420	6,000.00		\$4,425.52 CR			
07 Dec	2020 CLOSING BALANCE			\$4,425.52 CR			
	Opening balance	-	Total debits	+	Total credits	=	Closing balance
	\$119,828.94 CR		\$151,760.31		\$36,356.89		\$4,425.52 CR

Your Credit Interest Rate Summary

Date	Balance	Standard Credit Interest Rate (p.a.)
07 Dec	Less than \$10,000.00	0.00%
	\$10,000.00 and over	0.05%

Note. Interest rates are effective as at the date shown but are subject to change.





Account Currency: **AUSTRALIAN DOLLAR (AUD)**

Statement Period: **1 Jun 2019 - 31 Jul 2019**

Account Name: Astoday Pty Ltd atf Compass Superfund

Account Address: 17 Hockin St ,Willagee, Perth, Western Australia WA 6156, Australia

Settled Date	Transaction Type	Transaction Status	Credit	Debit	Balance
18 Jul 2019 05:27	Deposit	Confirmed	5,000.00		5,000.04
15 Jul 2019 08:08	Brokerage	Confirmed		6.54	0.04
15 Jul 2019 08:08	GST	Confirmed		0.65	6.58
15 Jul 2019 08:07	Trade	Confirmed		1,439.50	7.23
15 Jul 2019 07:46	Brokerage	Confirmed		0.00	1,446.73
15 Jul 2019 07:46	GST	Confirmed		0.00	1,446.73
15 Jul 2019 07:45	Trade	Confirmed		0.00	1,446.73
15 Jul 2019 07:45	Brokerage	Confirmed		0.52	1,446.74
15 Jul 2019 07:45	GST	Confirmed		0.05	1,447.27
15 Jul 2019 07:45	Trade	Confirmed		115.52	1,447.32
14 Jul 2019 17:55	Brokerage	Confirmed		7.41	1,562.85



Independent Reserve

The Cryptocurrency Exchange

Settled Date	Transaction Type	Transaction Status	Credit	Debit	Balance
14 Jul 2019 17:55	GST	Confirmed		0.74	1,570.26
14 Jul 2019 17:54	Trade	Confirmed		1,631.26	1,571.00
11 Jul 2019 17:42	Brokerage	Confirmed		7.48	3,202.27
11 Jul 2019 17:42	GST	Confirmed		0.74	3,209.76
11 Jul 2019 17:41	Trade	Confirmed	1,647.70		3,210.51
11 Jul 2019 12:27	Brokerage	Confirmed		7.44	1,562.81
11 Jul 2019 12:27	GST	Confirmed		0.74	1,570.25
11 Jul 2019 12:27	Trade	Confirmed		1,637.80	1,571.00
11 Jul 2019 11:25	Brokerage	Confirmed		7.11	3,208.80
11 Jul 2019 11:25	GST	Confirmed		0.71	3,215.91
11 Jul 2019 11:24	Trade	Confirmed		1,564.43	3,216.62
9 Jul 2019 15:51	Brokerage	Confirmed		0.45	4,781.05
9 Jul 2019 15:51	GST	Confirmed		0.04	4,781.50
9 Jul 2019 15:50	Trade	Confirmed		99.40	4,781.55
9 Jul 2019 14:43	Brokerage	Confirmed		0.46	4,880.95
9 Jul 2019 14:43	GST	Confirmed		0.04	4,881.41
9 Jul 2019 14:43	Trade	Confirmed		101.50	4,881.46
9 Jul 2019 14:34	Brokerage	Confirmed		7.19	4,982.96

Independent Reserve Pty. Ltd.
ABN 46 164 257 069
Level 26, 44 Market Street, Sydney, 2000
New South Wales, Australia
Website: www.independentreserve.com



Independent Reserve

The Cryptocurrency Exchange

Settled Date	Transaction Type	Transaction Status	Credit	Debit	Balance
9 Jul 2019 14:34	GST	Confirmed		0.71	4,990.15
9 Jul 2019 14:34	Brokerage	Confirmed		4.44	4,990.87
9 Jul 2019 14:34	GST	Confirmed		0.44	4,995.32
9 Jul 2019 14:34	Brokerage	Confirmed		1.20	4,995.76
9 Jul 2019 14:34	GST	Confirmed		0.12	4,996.97
9 Jul 2019 14:34	Brokerage	Confirmed		3.55	4,997.09
9 Jul 2019 14:34	GST	Confirmed		0.35	5,000.64
9 Jul 2019 14:33	Trade	Confirmed		1,582.53	5,001.00
9 Jul 2019 14:33	Trade	Confirmed		978.84	6,583.54
9 Jul 2019 14:33	Trade	Confirmed		265.75	7,562.38
9 Jul 2019 14:33	Trade	Confirmed		781.50	7,828.14
9 Jul 2019 13:45	Brokerage	Confirmed		8.09	8,609.64
9 Jul 2019 13:45	GST	Confirmed		0.80	8,617.74
9 Jul 2019 13:44	Trade	Confirmed		1,780.00	8,618.54
9 Jul 2019 07:36	Brokerage	Confirmed		0.22	10,398.54
9 Jul 2019 07:36	GST	Confirmed		0.02	10,398.77
9 Jul 2019 07:36	Trade	Confirmed		49.84	10,398.79
7 Jul 2019 20:02	Brokerage	Confirmed		0.23	10,448.64

Independent Reserve Pty. Ltd.
ABN 46 164 257 069
Level 26, 44 Market Street, Sydney, 2000
New South Wales, Australia
Website: www.independentreserve.com



Independent Reserve

The Cryptocurrency Exchange

Settled Date	Transaction Type	Transaction Status	Credit	Debit	Balance
7 Jul 2019 20:02	GST	Confirmed		0,02	10,448.87
7 Jul 2019 20:02	Trade	Confirmed		51.10	10,448.89
2 Jul 2019 05:14	Deposit	Confirmed	10,500.00		10,500.00
27 Jun 2019 05:13	Withdrawal	Confirmed		10,133.17	0.00
26 Jun 2019 05:18	Brokerage	Confirmed		0.13	10,133.17
26 Jun 2019 05:18	GST	Confirmed		0.01	10,133.30
26 Jun 2019 05:16	Trade	Confirmed	30.18		10,133.32
21 Jun 2019 18:29	Brokerage	Confirmed		0.14	10,103.13
21 Jun 2019 18:29	GST	Confirmed		0.01	10,103.28
21 Jun 2019 18:29	Trade	Confirmed	32.50		10,103.30
21 Jun 2019 09:30	Brokerage	Confirmed		10.07	10,070.80
21 Jun 2019 09:30	GST	Confirmed		1.00	10,080.87
21 Jun 2019 09:29	Trade	Confirmed	2,216.50		10,081.88
21 Jun 2019 07:35	Brokerage	Confirmed		2.22	7,865.38
21 Jun 2019 07:35	GST	Confirmed		0.22	7,867.61
21 Jun 2019 07:34	Trade	Confirmed	489.81		7,867.83
21 Jun 2019 07:28	Brokerage	Confirmed		4.08	7,378.01
21 Jun 2019 07:28	GST	Confirmed		0.40	7,382.10

Independent Reserve Pty. Ltd.
ABN 46 164 257 069
Level 26, 44 Market Street, Sydney, 2000
New South Wales, Australia
Website: www.independentreserve.com



Independent Reserve

The Cryptocurrency Exchange

Settled Date	Transaction Type	Transaction Status	Credit	Debit	Balance
21 Jun 2019 07:27	Trade	Confirmed	899.18		7,382.51
19 Jun 2019 18:06	Brokerage	Confirmed		6.02	6,483.32
19 Jun 2019 18:06	GST	Confirmed		0.60	6,489.35
19 Jun 2019 18:05	Trade	Confirmed		1,325.00	6,489.95
19 Jun 2019 16:04	Brokerage	Confirmed		5.31	7,814.95
19 Jun 2019 16:04	GST	Confirmed		0.53	7,820.27
19 Jun 2019 16:04	Brokerage	Confirmed		17.72	7,820.80
19 Jun 2019 16:04	GST	Confirmed		1.77	7,838.53
19 Jun 2019 16:03	Trade	Confirmed	1,170.00		7,840.30
19 Jun 2019 16:03	Trade	Confirmed	3,900.00		6,670.30
18 Jun 2019 09:22	GST	Confirmed		4.54	2,770.30
18 Jun 2019 09:22	Statement Fee	Confirmed		45.40	2,774.84
15 Jun 2019 08:18	Brokerage	Confirmed		13.05	2,820.25
15 Jun 2019 08:18	GST	Confirmed		1.30	2,833.31
15 Jun 2019 08:17	Trade	Confirmed		2,872.50	2,834.61
15 Jun 2019 08:16	Brokerage	Confirmed		4.35	5,707.11
15 Jun 2019 08:16	GST	Confirmed		0.43	5,711.46
15 Jun 2019 08:16	Brokerage	Confirmed		8.70	5,711.90

Independent Reserve Pty. Ltd.
ABN 46 164 257 069
Level 26, 44 Market Street, Sydney, 2000
New South Wales, Australia
Website: www.independentreserve.com



Independent Reserve

The Cryptocurrency Exchange

Settled Date	Transaction Type	Transaction Status	Credit	Debit	Balance
15 Jun 2019 08:16	GST	Confirmed		0.87	5,720.60
15 Jun 2019 08:15	Trade	Confirmed		957.50	5,721.47
15 Jun 2019 08:15	Trade	Confirmed		1,915.00	6,678.97
15 Jun 2019 04:49	Brokerage	Confirmed		9.74	8,593.97
15 Jun 2019 04:49	GST	Confirmed		0.97	8,603.72
15 Jun 2019 04:48	Trade	Confirmed	2,143.74		8,604.69
15 Jun 2019 04:46	Brokerage	Confirmed		7.71	6,460.95
15 Jun 2019 04:46	GST	Confirmed		0.77	6,468.66
15 Jun 2019 04:44	Trade	Confirmed	1,697.40		6,469.44
15 Jun 2019 04:44	Brokerage	Confirmed		7.71	4,772.04
15 Jun 2019 04:44	GST	Confirmed		0.77	4,779.75
15 Jun 2019 04:44	Trade	Confirmed	1,697.40		4,780.52
15 Jun 2019 04:43	Brokerage	Confirmed		7.71	3,083.12
15 Jun 2019 04:43	GST	Confirmed		0.77	3,090.84
15 Jun 2019 04:43	Trade	Confirmed	1,697.40		3,091.61
15 Jun 2019 04:34	Brokerage	Confirmed		0.65	1,394.21
15 Jun 2019 04:34	GST	Confirmed		0.06	1,394.87
15 Jun 2019 04:34	Trade	Confirmed	144.05		1,394.93

Independent Reserve Pty. Ltd.
ABN 46 164 257 069
Level 26, 44 Market Street, Sydney, 2000
New South Wales, Australia
Website: www.independentreserve.com



Independent Reserve

The Cryptocurrency Exchange

Settled Date	Transaction Type	Transaction Status	Credit	Debit	Balance
4 Jun 2019 07:27	Brokerage	Confirmed		2.93	1,250.87
4 Jun 2019 07:27	GST	Confirmed		0.29	1,253.81
4 Jun 2019 07:27	Trade	Confirmed		645.34	1,254.10
4 Jun 2019 07:26	Brokerage	Confirmed		2.40	1,899.45
4 Jun 2019 07:26	GST	Confirmed		0.24	1,901.86
4 Jun 2019 07:26	Trade	Confirmed		530.15	1,902.10
1 Jun 2019 05:07	Deposit	Confirmed	1,200.00		2,432.25



Account Currency: **AUSTRALIAN DOLLAR (AUD)**

Statement Period: **1 Aug 2019 - 30 Jun 2020**

Account Name: Astoday Pty Ltd atf Compass Superfund

Account Address: 17 Hockin St ,Willagee, Perth, Western Australia WA 6156, Australia

Settled Date	Transaction Type	Transaction Status	Credit	Debit	Balance
28 Jun 2020 03:48	Brokerage	Confirmed		0.23	6,296.43
28 Jun 2020 03:48	GST	Confirmed		0.02	6,296.66
28 Jun 2020 03:47	Trade	Confirmed		50.40	6,296.68
26 Jun 2020 21:27	Brokerage	Confirmed		2.29	6,347.08
26 Jun 2020 21:27	GST	Confirmed		0.23	6,349.37
26 Jun 2020 21:26	Trade	Confirmed		503.27	6,349.60
25 Jun 2020 11:08	Brokerage	Confirmed		4.25	6,852.86
25 Jun 2020 11:08	GST	Confirmed		0.43	6,857.11
25 Jun 2020 11:07	Trade	Confirmed		935.20	6,857.54
17 Jun 2020 21:29	Brokerage	Confirmed		1.48	7,792.74
17 Jun 2020 21:29	GST	Confirmed		0.15	7,794.22

Independent Reserve Pty. Ltd.
ABN 46 164 257 069
Level 26, 44 Market Street, Sydney, 2000
New South Wales, Australia
Website: www.independentreserve.com



Independent Reserve

The Cryptocurrency Exchange

Settled Date	Transaction Type	Transaction Status	Credit	Debit	Balance
17 Jun 2020 21:28	Trade	Confirmed		325.00	7,794.36
17 Jun 2020 21:21	Brokerage	Confirmed		1.63	8,119.36
17 Jun 2020 21:21	GST	Confirmed		0.16	8,120.99
17 Jun 2020 21:21	Trade	Confirmed		358.80	8,121.16
17 Jun 2020 21:20	Brokerage	Confirmed		2.35	8,479.96
17 Jun 2020 21:20	GST	Confirmed		0.24	8,482.31
17 Jun 2020 21:20	Trade	Confirmed		517.46	8,482.55
17 Jun 2020 06:25	Deposit	Confirmed	9,000.00		9,000.00
9 Apr 2020 05:45	Withdrawal	Confirmed		15,129.00	0.00
7 Apr 2020 05:30	Deposit	Confirmed	5,000.00		15,129.00
6 Apr 2020 16:43	Brokerage	Confirmed		5.32	10,129.00
6 Apr 2020 16:43	GST	Confirmed		0.53	10,134.32
6 Apr 2020 16:43	Trade	Confirmed	1,170.00		10,134.85
1 Apr 2020 10:46	Brokerage	Confirmed		4.68	8,964.85
1 Apr 2020 10:46	GST	Confirmed		0.47	8,969.53
1 Apr 2020 10:45	Trade	Confirmed		1,030.00	8,970.00
27 Mar 2020 06:27	Deposit	Confirmed	10,000.00		10,000.00

Independent Reserve Pty. Ltd.
ABN 46 164 257 069
Level 26, 44 Market Street, Sydney, 2000
New South Wales, Australia
Website: www.independentreserve.com



Independent Reserve

The Cryptocurrency Exchange

Settled Date	Transaction Type	Transaction Status	Credit	Debit	Balance
16 Mar 2020 04:42	Withdrawal	Confirmed		10,000.00	0.00
7 Mar 2020 06:40	Deposit	Confirmed	10,000.00		10,000.00
5 Feb 2020 04:22	Withdrawal	Confirmed		161.96	0.00
3 Feb 2020 05:42	Withdrawal	Confirmed		20,100.00	161.96
31 Jan 2020 22:08	Brokerage	Confirmed		0.01	20,261.96
31 Jan 2020 22:08	GST	Confirmed		0.00	20,261.97
31 Jan 2020 22:08	Brokerage	Confirmed		6.02	20,261.97
31 Jan 2020 22:08	GST	Confirmed		0.60	20,267.99
31 Jan 2020 22:07	Trade	Confirmed	2.65		20,268.59
31 Jan 2020 22:07	Trade	Confirmed	1,323.60		20,265.94
30 Jan 2020 12:32	Brokerage	Confirmed		0.00	18,942.34
30 Jan 2020 12:32	GST	Confirmed		0.00	18,942.34
30 Jan 2020 12:31	Trade	Confirmed	0.00		18,942.34
29 Jan 2020 21:21	Brokerage	Confirmed		2.51	18,942.34
29 Jan 2020 21:21	GST	Confirmed		0.25	18,944.85
29 Jan 2020 21:20	Trade	Confirmed	551.60		18,945.10
29 Jan 2020 21:03	Brokerage	Confirmed		0.08	18,393.50

Independent Reserve Pty. Ltd.
ABN 46 164 257 069
Level 26, 44 Market Street, Sydney, 2000
New South Wales, Australia
Website: www.independentreserve.com



Independent Reserve

The Cryptocurrency Exchange

Settled Date	Transaction Type	Transaction Status	Credit	Debit	Balance
29 Jan 2020 21:03	GST	Confirmed		0.01	18,393.58
29 Jan 2020 21:02	Trade	Confirmed	18.34		18,393.59
24 Jan 2020 20:01	Brokerage	Confirmed		1.77	18,375.25
24 Jan 2020 20:01	GST	Confirmed		0.18	18,377.02
24 Jan 2020 20:01	Trade	Confirmed	390.45		18,377.20
24 Jan 2020 15:04	Brokerage	Confirmed		1.87	17,986.75
24 Jan 2020 15:04	GST	Confirmed		0.19	17,988.62
24 Jan 2020 15:04	Trade	Confirmed	411.34		17,988.81
24 Jan 2020 12:02	Brokerage	Confirmed		2.02	17,577.47
24 Jan 2020 12:02	GST	Confirmed		0.20	17,579.49
24 Jan 2020 12:02	Trade	Confirmed	444.47		17,579.69
22 Jan 2020 18:54	GST	Confirmed		4.54	17,135.22
22 Jan 2020 18:54	Statement Fee	Confirmed		45.41	17,139.76
20 Jan 2020 17:05	Brokerage	Confirmed		2.88	17,185.17
20 Jan 2020 17:05	GST	Confirmed		0.29	17,188.05
20 Jan 2020 17:04	Trade	Confirmed	633.00		17,188.34
14 Jan 2020 22:28	Brokerage	Confirmed		0.51	16,555.34

Independent Reserve Pty. Ltd.
ABN 46 164 257 069
Level 26, 44 Market Street, Sydney, 2000
New South Wales, Australia
Website: www.independentreserve.com



Independent Reserve

The Cryptocurrency Exchange

Settled Date	Transaction Type	Transaction Status	Credit	Debit	Balance
14 Jan 2020 22:28	GST	Confirmed		0.05	16,555.85
14 Jan 2020 22:28	Brokerage	Confirmed		0.51	16,555.90
14 Jan 2020 22:28	GST	Confirmed		0.05	16,556.41
14 Jan 2020 22:27	Trade	Confirmed	112.50		16,556.46
14 Jan 2020 22:27	Trade	Confirmed	112.50		16,443.96
12 Jan 2020 21:37	Brokerage	Confirmed		0.18	16,331.46
12 Jan 2020 21:37	GST	Confirmed		0.02	16,331.64
12 Jan 2020 21:37	Trade	Confirmed	39.60		16,331.66
8 Jan 2020 01:08	Brokerage	Confirmed		0.50	16,292.06
8 Jan 2020 01:08	GST	Confirmed		0.05	16,292.56
8 Jan 2020 01:08	Trade	Confirmed	110.00		16,292.61
6 Jan 2020 11:18	Brokerage	Confirmed		0.46	16,182.61
6 Jan 2020 11:18	GST	Confirmed		0.05	16,183.07
6 Jan 2020 11:17	Trade	Confirmed	101.48		16,183.12
6 Jan 2020 10:56	Brokerage	Confirmed		0.89	16,081.63
6 Jan 2020 10:56	GST	Confirmed		0.09	16,082.52
6 Jan 2020 10:55	Trade	Confirmed	196.52		16,082.61

Independent Reserve Pty. Ltd.
ABN 46 164 257 069
Level 26, 44 Market Street, Sydney, 2000
New South Wales, Australia
Website: www.independentreserve.com



Independent Reserve

The Cryptocurrency Exchange

Settled Date	Transaction Type	Transaction Status	Credit	Debit	Balance
6 Jan 2020 10:09	Brokerage	Confirmed		0.46	15,886.10
6 Jan 2020 10:09	GST	Confirmed		0.05	15,886.56
6 Jan 2020 10:09	Trade	Confirmed	102.00		15,886.61
30 Dec 2019 04:20	Brokerage	Confirmed		0.59	15,784.61
30 Dec 2019 04:20	GST	Confirmed		0.06	15,785.20
30 Dec 2019 04:20	Brokerage	Confirmed		3.84	15,785.26
30 Dec 2019 04:20	GST	Confirmed		0.38	15,789.10
30 Dec 2019 04:19	Trade	Confirmed	130.60		15,789.48
30 Dec 2019 04:19	Trade	Confirmed	844.40		15,658.88
29 Dec 2019 04:39	Brokerage	Confirmed		0.22	14,814.48
29 Dec 2019 04:39	GST	Confirmed		0.02	14,814.71
29 Dec 2019 04:39	Trade	Confirmed	49.00		14,814.73
27 Dec 2019 03:32	Brokerage	Confirmed		1.73	14,765.73
27 Dec 2019 03:32	GST	Confirmed		0.17	14,767.46
27 Dec 2019 03:31	Trade	Confirmed	380.00		14,767.63
27 Nov 2019 20:04	Brokerage	Confirmed		6.17	14,387.63
27 Nov 2019 20:04	GST	Confirmed		0.62	14,393.80

Independent Reserve Pty. Ltd.
ABN 46 164 257 069
Level 26, 44 Market Street, Sydney, 2000
New South Wales, Australia
Website: www.independentreserve.com



Independent Reserve

The Cryptocurrency Exchange

Settled Date	Transaction Type	Transaction Status	Credit	Debit	Balance
27 Nov 2019 20:03	Trade	Confirmed	1,356.67		14,394.41
27 Nov 2019 19:42	Brokerage	Confirmed		4.80	13,037.74
27 Nov 2019 19:42	GST	Confirmed		0.48	13,042.54
27 Nov 2019 19:42	Trade	Confirmed	1,055.80		13,043.02
27 Nov 2019 12:47	Brokerage	Confirmed		8.17	11,987.22
27 Nov 2019 12:47	GST	Confirmed		0.82	11,995.39
27 Nov 2019 12:46	Trade	Confirmed	1,796.90		11,996.20
27 Nov 2019 12:40	Brokerage	Confirmed		4.99	10,199.30
27 Nov 2019 12:40	GST	Confirmed		0.50	10,204.29
27 Nov 2019 12:39	Trade	Confirmed	1,096.73		10,204.79
27 Nov 2019 12:37	Brokerage	Confirmed		1.09	9,108.06
27 Nov 2019 12:37	GST	Confirmed		0.11	9,109.15
27 Nov 2019 12:37	Trade	Confirmed	239.87		9,109.26
22 Nov 2019 18:05	Brokerage	Confirmed		5.11	8,869.39
22 Nov 2019 18:05	GST	Confirmed		0.51	8,874.50
22 Nov 2019 18:04	Trade	Confirmed		1,125.00	8,875.01
20 Nov 2019 05:22	Deposit	Confirmed	10,000.00		10,000.01

Independent Reserve Pty. Ltd.
ABN 46 164 257 069
Level 26, 44 Market Street, Sydney, 2000
New South Wales, Australia
Website: www.independentreserve.com



Independent Reserve

The Cryptocurrency Exchange

Settled Date	Transaction Type	Transaction Status	Credit	Debit	Balance
19 Nov 2019 02:33	Brokerage	Confirmed		2.13	0.01
19 Nov 2019 02:33	GST	Confirmed		0.21	2.14
19 Nov 2019 02:32	Trade	Confirmed		467.66	2.35
14 Nov 2019 20:36	Brokerage	Confirmed		3.08	470.01
14 Nov 2019 20:36	GST	Confirmed		0.31	473.10
14 Nov 2019 20:35	Trade	Confirmed		678.18	473.40
5 Nov 2019 04:20	Brokerage	Confirmed		3.11	1,151.58
5 Nov 2019 04:20	GST	Confirmed		0.31	1,154.70
5 Nov 2019 04:19	Trade	Confirmed	685.00		1,155.01
9 Sep 2019 19:20	Brokerage	Confirmed		2.09	470.01
9 Sep 2019 19:20	GST	Confirmed		0.21	472.10
9 Sep 2019 19:19	Trade	Confirmed	460.00		472.31
3 Sep 2019 12:39	Brokerage	Confirmed		7.11	12.31
3 Sep 2019 12:39	GST	Confirmed		0.71	19.42
3 Sep 2019 12:38	Trade	Confirmed		1,564.49	20.13
3 Sep 2019 12:34	Brokerage	Confirmed		14.01	1,584.62
3 Sep 2019 12:34	GST	Confirmed		1.40	1,598.63

Independent Reserve Pty. Ltd.
ABN 46 164 257 069
Level 26, 44 Market Street, Sydney, 2000
New South Wales, Australia
Website: www.independentreserve.com



**Independent
Reserve**

The Cryptocurrency Exchange

Settled Date	Transaction Type	Transaction Status	Credit	Debit	Balance
3 Sep 2019 12:34	Trade	Confirmed		3,082.51	1,600.03
3 Sep 2019 11:53	Brokerage	Confirmed		9.76	4,682.54
3 Sep 2019 11:53	GST	Confirmed		0.98	4,692.30
3 Sep 2019 11:52	Trade	Confirmed		2,147.28	4,693.28
3 Sep 2019 11:50	Brokerage	Confirmed		4.39	6,840.56
3 Sep 2019 11:50	GST	Confirmed		0.44	6,844.95
3 Sep 2019 11:50	Brokerage	Confirmed		9.77	6,845.39
3 Sep 2019 11:50	GST	Confirmed		0.98	6,855.15
3 Sep 2019 11:50	Trade	Confirmed		965.34	6,856.13
3 Sep 2019 11:49	Trade	Confirmed		2,148.66	7,821.47
29 Aug 2019 03:35	Brokerage	Confirmed		6.54	9,970.13
29 Aug 2019 03:35	GST	Confirmed		0.65	9,976.67
29 Aug 2019 03:34	Trade	Confirmed		1,439.50	9,977.33
6 Aug 2019 15:06	Brokerage	Confirmed		8.18	11,416.83
6 Aug 2019 15:06	GST	Confirmed		0.82	11,425.01
6 Aug 2019 15:06	Trade	Confirmed	1,799.50		11,425.82
3 Aug 2019 10:41	Brokerage	Confirmed		0.62	9,626.32

Independent Reserve Pty. Ltd.
ABN 46 164 257 069
Level 26, 44 Market Street, Sydney, 2000
New South Wales, Australia
Website: www.independentreserve.com



**Independent
Reserve**

The Cryptocurrency Exchange

Settled Date	Transaction Type	Transaction Status	Credit	Debit	Balance
3 Aug 2019 10:41	GST	Confirmed		0.06	9,626.95
3 Aug 2019 10:41	Trade	Confirmed	136.54		9,627.01
3 Aug 2019 10:34	Brokerage	Confirmed		6.58	9,490.47
3 Aug 2019 10:34	GST	Confirmed		0.66	9,497.05
3 Aug 2019 10:33	Trade	Confirmed	1,448.46		9,497.71
3 Aug 2019 10:26	Brokerage	Confirmed		1.57	8,049.25
3 Aug 2019 10:26	GST	Confirmed		0.16	8,050.82
3 Aug 2019 10:26	Brokerage	Confirmed		5.58	8,050.98
3 Aug 2019 10:26	GST	Confirmed		0.56	8,056.57
3 Aug 2019 10:25	Trade	Confirmed	346.30		8,057.12
3 Aug 2019 10:25	Trade	Confirmed	1,228.70		7,710.82
2 Aug 2019 03:08	Brokerage	Confirmed		6.77	6,482.12
2 Aug 2019 03:08	GST	Confirmed		0.68	6,488.90
2 Aug 2019 03:08	Trade	Confirmed	1,489.54		6,489.57

Independent Reserve Pty. Ltd.

ABN 46 164 257 069

Level 26, 44 Market Street, Sydney, 2000

New South Wales, Australia

Website: www.independentreserve.com

Tax Summary 2020

Statement Date: 21 Nov 2020

Account Name: Astoday Pty Ltd atf Compass Superfund

Account Address: 17 Hockin St ,Willagee, Perth, Western Australia WA 6156, Australia

Your Estimated Taxable Gain or Loss



Currency	Gain or Loss	Amount (AUD)	Unprocessed Volume	Date
BTC	Loss	\$3,082.51	0.00000000	30 Jun 2020
ETH	Loss	\$1,889.08	0.00000000	30 Jun 2020
XRP	Loss	\$51.14	0.000000	30 Jun 2020
LTC		\$0.00	0.00000000	30 Jun 2020
EOS		\$0.00	0.000000	30 Jun 2020
ZRX	Loss	\$10.69	0.000000	30 Jun 2020
OMG	Loss	\$33.11	0.000000	30 Jun 2020
REP	Gain	\$7.44	0.000000	30 Jun 2020
Total	Loss	\$5,059.09		

This Estimator provides an indication of the amount of capital gains tax (CGT) you may be required to pay for the year ended 30 Jun 2020. Please refer to the General Disclaimer below. See section on "Cryptocurrency as an investment" for information on the CGT discount. "Unprocessed Volume" refers to cryptocurrency volume for which there is no corresponding bid, and therefore not included in the Estimator calculation.

End of Year Balances as at 30 Jun 2020

Currency	Amount	Value (AUD)
AUD	6,296.43	\$6,296.43
USD	0.00	\$0.00
NZD	0.00	\$0.00
BTC	0.09600000	\$1,274.18
ETH	3.00000000	\$980.04
XRP	0.00000	\$0.00
LINK	0.0000	\$0.00
USDT	0.00000	\$0.00
USDC	0.00000	\$0.00
BCH	0.00000000	\$0.00
BSV	0.00000000	\$0.00
LTC	5.00000000	\$297.15
MKR	0.00000000	\$0.00
DAI	0.00000	\$0.00
COMP	0.00000000	\$0.00
SNX	0.00000	\$0.00
EOS	0.0000	\$0.00
XLM	0.00000	\$0.00
ETC	0.00000000	\$0.00
BAT	0.00000	\$0.00
PMGT	0.00000	\$0.00
YFI	0.00000000	\$0.00
AAVE	0.00000	\$0.00
KNC	0.00000	\$0.00
ZRX	105.00000	\$51.09
OMG	0.00000	\$0.00
GNT	0.00000	\$0.00
		\$2,602.46

Currency	Amount	Value (AUD)
REP	0.0000	\$0.00
PLA	0.00000	\$0.00
Total		\$8,898.91

Fees and Earnings

Fees	Net (AUD)	GST (AUD)	Gross (AUD)
Deposit Fees	\$0.00	\$0.00	\$0.00
Withdrawal Fees	\$0.00	\$0.00	\$0.00
Statement Fees	\$45.40	\$4.54	\$49.95
Brokerage Fees	\$233.31	\$23.33	\$256.64
Total	\$278.72	\$27.87	\$306.59

Earnings	Net (AUD)	GST (AUD)	Gross (AUD)
Referrals Earned	\$0.00	\$0.00	\$0.00

Transaction Details

* Indicates an external trade.

All trades in USD and NZD are converted to AUD at the FX rate at the time of the trade.

Date	Type	Currency	Brokerage (AUD)	Quantity	Price (AUD)
27 Jun 2020	Limit Buy	ZRX	\$0.25	105.00000	\$0.48
26 Jun 2020	Limit Buy	ETH	\$2.51	1.50000000	\$335.51
25 Jun 2020	Limit Buy	BTC	\$4.67	0.07000000	\$13,360.00
17 Jun 2020	Limit Buy	LTC	\$1.62	5.00000000	\$65.00
17 Jun 2020	Limit Buy	BTC	\$1.79	0.02600000	\$13,800.00
17 Jun 2020	Limit Buy	ETH	\$2.58	1.50000000	\$344.97
06 Apr 2020	Limit Sell	BTC	\$5.85	0.10000000	\$11,700.00
01 Apr 2020	Limit Buy	BTC	\$5.15	0.10000000	\$10,300.00
31 Jan 2020	Limit Sell	ETH	\$0.01	0.01000000	\$265.25
31 Jan 2020	Limit Sell	ETH	\$6.61	4.99000000	\$265.25
30 Jan 2020	Limit Sell	OMG	\$0.00	0.000002	\$1.22
29 Jan 2020	Limit Sell	BTC	\$2.75	0.04000000	\$13,790.00
29 Jan 2020	Limit Sell	OMG	\$0.09	14.99998	\$1.22
24 Jan 2020	Limit Sell	ETH	\$1.95	1.66147567	\$235.00
24 Jan 2020	Limit Sell	BTC	\$2.05	0.03356508	\$12,255.00
24 Jan 2020	Limit Sell	BTC	\$2.22	0.03643492	\$12,199.00
20 Jan 2020	Limit Sell	BTC	\$3.16	0.05000000	\$12,660.00
14 Jan 2020	Limit Sell	ETH	\$0.56	0.50000000	\$225.00
14 Jan 2020	Limit Sell	ETH	\$0.56	0.50000000	\$225.00
12 Jan 2020	Limit Sell	ZRX	\$0.19	120.00000	\$0.33
07 Jan 2020	Limit Sell	REP	\$0.55	5.0000	\$22.00
06 Jan 2020	Limit Sell	ETH	\$0.50	0.50742430	\$200.00
06 Jan 2020	Limit Sell	ETH	\$0.98	0.98257570	\$200.00

Date	Type	Currency	Brokerage (AUD)	Quantity	Price (AUD)
06 Jan 2020	Limit Sell	ETH	\$0.51	0.51000000	\$200.00
29 Dec 2019	Limit Sell	ETH	\$0.65	0.66974618	\$195.00
29 Dec 2019	Limit Sell	ETH	\$4.22	4.33025382	\$195.00
28 Dec 2019	Limit Sell	XRP	\$0.24	175.000000	\$0.28
26 Dec 2019	Limit Sell	ETH	\$1.90	2.00000000	\$190.00
27 Nov 2019	Limit Sell	BTC	\$6.78	0.12800000	\$10,599.00
27 Nov 2019	Limit Sell	BTC	\$5.27	0.10000000	\$10,558.00
27 Nov 2019	Limit Sell	BTC	\$8.98	0.17203449	\$10,445.00
27 Nov 2019	Limit Sell	BTC	\$5.48	0.10500000	\$10,445.00
27 Nov 2019	Limit Sell	BTC	\$1.19	0.02296551	\$10,445.00
22 Nov 2019	Limit Buy	ETH	\$5.62	5.00000000	\$225.00
18 Nov 2019	Limit Buy	ETH	\$2.33	1.80564899	\$259.00
14 Nov 2019	Limit Buy	ETH	\$3.39	2.50250485	\$271.00
04 Nov 2019	Limit Sell	BTC	\$3.42	0.05000000	\$13,700.00
09 Sep 2019	Limit Sell	ETH	\$2.30	1.00000000	\$460.00
03 Sep 2019	Limit Buy	BTC	\$7.82	0.10100000	\$15,490.00
03 Sep 2019	Limit Buy	BTC	\$15.41	0.19900000	\$15,490.00
03 Sep 2019	Limit Buy	BTC	\$10.73	0.13800000	\$15,560.00
03 Sep 2019	Limit Buy	BTC	\$4.82	0.06200000	\$15,570.00
03 Sep 2019	Limit Buy	BTC	\$10.74	0.13800000	\$15,570.00
28 Aug 2019	Limit Buy	BTC	\$7.19	0.10000000	\$14,395.00
06 Aug 2019	Limit Sell	BTC	\$8.99	0.10000000	\$17,995.00
03 Aug 2019	Limit Sell	BTC	\$0.68	0.00861461	\$15,850.00
03 Aug 2019	Limit Sell	BTC	\$7.24	0.09138539	\$15,850.00
03 Aug 2019	Limit Sell	BTC	\$1.73	0.02198742	\$15,750.00
03 Aug 2019	Limit Sell	BTC	\$6.14	0.07801258	\$15,750.00
01 Aug 2019	Limit Sell	BTC	\$7.44	0.09930241	\$15,000.00
15 Jul 2019	Limit Buy	BTC	\$7.19	0.10000000	\$14,395.00
14 Jul 2019	Limit Buy	ETH	\$0.00	0.00002183	\$327.00

Date	Type	Currency	Brokerage (AUD)	Quantity	Price (AUD)
14 Jul 2019	Limit Buy	ETH	\$0.57	0.35330000	\$327.00
14 Jul 2019	Limit Buy	BTC	\$8.15	0.10623686	\$15,355.00
11 Jul 2019	Limit Sell	BTC	\$8.23	0.10000000	\$16,477.00
11 Jul 2019	Limit Buy	BTC	\$8.18	0.10000000	\$16,378.00
11 Jul 2019	Limit Buy	BTC	\$7.82	0.09306555	\$16,810.00
09 Jul 2019	Limit Buy	XRP	\$0.49	175.00000	\$0.56
09 Jul 2019	Limit Buy	REP	\$0.50	5.0000	\$20.30
09 Jul 2019	Limit Buy	ETH	\$7.91	3.50220000	\$451.87
09 Jul 2019	Limit Buy	ETH	\$4.89	2.17270000	\$450.52
09 Jul 2019	Limit Buy	ETH	\$1.32	0.59000000	\$450.43
09 Jul 2019	Limit Buy	ETH	\$3.90	1.73510000	\$450.41
09 Jul 2019	Limit Buy	BTC	\$8.90	0.10000000	\$17,800.00
08 Jul 2019	Limit Buy	ZRX	\$0.24	120.00000	\$0.41
07 Jul 2019	Limit Buy	OMG	\$0.25	15.00000	\$3.40
25 Jun 2019	Limit Sell	EOS	\$0.15	3.0000	\$10.06
21 Jun 2019	Limit Sell	XRP	\$0.16	50.00000	\$0.65
21 Jun 2019	Limit Sell	ETH	\$11.08	5.50000000	\$403.00
20 Jun 2019	Limit Sell	BTC	\$2.44	0.03526394	\$13,890.00
20 Jun 2019	Limit Sell	BTC	\$4.49	0.06473606	\$13,890.00
19 Jun 2019	Limit Buy	BTC	\$6.62	0.10000000	\$13,250.00
19 Jun 2019	Limit Sell	ETH	\$5.85	3.00000000	\$390.00
19 Jun 2019	Limit Sell	ETH	\$19.50	10.00000000	\$390.00
15 Jun 2019	Limit Buy	ETH	\$14.36	7.50000000	\$383.00
15 Jun 2019	Limit Buy	ETH	\$4.78	2.50000000	\$383.00
15 Jun 2019	Limit Buy	ETH	\$9.57	5.00000000	\$383.00
14 Jun 2019	Limit Sell	BTC	\$10.71	0.17428808	\$12,300.00
14 Jun 2019	Limit Sell	BTC	\$8.48	0.13800000	\$12,300.00
14 Jun 2019	Limit Sell	BTC	\$8.48	0.13800000	\$12,300.00
14 Jun 2019	Limit Sell	BTC	\$8.48	0.13800000	\$12,300.00



Order History

Customer Name: MS SALLY RICHARDS
Web Order #: 878148
Order Received Date: 28/06/2020 3:44 PM
Member E-mail: nrg2@iinet.net.au
Order Status: **Order Received**
Invoice Number #:

Payment Information:

Payment No.	Payment Type	Payment Method	Payment Status	Payment Amount	Approved Amount
878837	ORDER	CREDITCARD	PAYMENT APPROVED	\$74.03	\$74.03

Delivery Details:

Name: Sally Richards
Company Name:
Street Address: 17 Hockin St
Suburb/Town: Willagee
State: WA
Postcode: 6156

Consignment Number & Dispatch Times

Order Details:

Product Code	Description	Order Status	Unit Price (inc GST)	Qty	Total (inc GST)
C13T02X492	212XL Yellow Ink [New]	Item Received	\$23.99	1	\$23.99
C13T02X392	212XL Magenta Ink [New]	Item Received	\$23.99	1	\$23.99
C13T02X292	212XL Cyan Ink [New]	Item Received	\$23.99	1	\$23.99

Total: (inc GST) **\$74.03** \$71.97
Freight: (inc GST) \$2.06

Order Total: (inc GST) \$74.03

Total GST \$6.73

This Activity Summary is provided as a convenience to clients, including those who may have migrated their account(s) to Interactive Brokers Australia Pty Limited ("IBAU") from other Interactive Brokers companies outside of Australia. Transactions (including trades and any deposit or withdrawal) shown on this Activity Summary may include transactions in your accounts held at another Interactive Brokers company prior to the opening of your account with IBAU. Client statements for each of your account(s) are available under Account Management when you log in to the IB website.

Account Information

Name	Astoday Pty Ltd ATF Compass Superfund
Account Alias	Compass Superfund
Account	U7975420 (Consolidated)
Accounts Included	U1975420, U7975420
Master Name	Capital 19 Pty Ltd
Account Type	Broker Client
Customer Type	Trust
Account Capabilities	Cash
Base Currency	AUD

Net Asset Value

	June 28, 2019	June 30, 2020			
	Total	Long	Short	Total	Change
Cash	2,618.79	26,024.99	0.00	26,024.99	23,406.20
Stock	16,485.42	15,897.98	0.00	15,897.98	-587.44
Total	19,104.21	41,922.97	0.00	41,922.97	22,818.76
Time Weighted Rate of Return					21.89%

Change in NAV	Total
Starting Value	19,104.21
Mark-to-Market	6,068.60
Deposits & Withdrawals	16,986.61
Dividends	228.17
Withholding Tax	-1.10
Change in Dividend Accruals	-0.08
Interest	-0.03
Commissions	-437.48
GST	-26.02
Other FX Translations	0.08
Ending Value	41,922.97

Mark-to-Market Performance Summary

Symbol	Quantity		Price		Position	Mark-to-Market P/L				Code
	Prior	Current	Prior	Current		Transaction	Commissions	Other	Total	
Stocks										
AGG	0	0	--	--	-96.32	-84.00	-32.89	0.00	-213.21	
AMG	0	0	--	--	-600.00	0.00	-31.40	0.00	-631.40	

Mark-to-Market Performance Summary

Symbol	Quantity		Price		Position	Mark-to-Market P/L				Code
	Prior	Current	Prior	Current		Transaction	Commissions	Other	Total	
ASB	1,380	0	3.4100	--	1,421.40	110.40	-16.44	41.40	1,556.76	
ASX	0	0	--	--	52.46	177.51	-32.89	0.00	197.08	
BGL	0	1,000	--	1.0600	-15.00	-75.00	-16.44	0.00	-106.44	
BNTX	0	25	--	66.7400	612.58	-39.92	-14.44	0.00	558.22	
CDA	0	0	--	--	1,832.00	8.00	-31.40	0.00	1,808.60	
EEU	150	0	15.7500	--	-34.50	-3.00	-6.60	0.00	-44.10	
GDX	129	42	36.6000	52.2000	733.17	-18.48	-16.44	0.00	698.24	
GDX.CASH	0	0	--	--	0.00	-62.07	0.00	0.00	-62.07	
GDX.OLD	0	0	--	--	-113.52	0.00	0.00	0.00	-113.52	
GOLD	0	22	--	242.3000	43.78	-53.68	-32.89	0.00	-42.79	
IHD	327	0	14.3600	--	52.32	-39.24	-16.44	179.43	176.06	
ITA	0	12	--	164.7200	420.59	-114.05	-43.60	6.25	269.19	
MAXR	0	0	--	--	1,418.81	-143.81	-29.71	0.00	1,245.29	
QAU	0	117	--	17.3900	461.53	-89.64	-64.28	0.00	307.60	
VOC	0	0	--	--	140.00	-60.00	-31.40	0.00	48.61	
WPL	0	0	--	--	409.00	-42.50	-31.40	0.00	335.10	
Total					6,738.30	-529.48	-448.67	227.08	5,987.23	
Forex										
AUD	2,616.05	25,058.24	1.0000	1.0000	0.00	0.00	0.00	0.00	0.00	
USD	1.92	667.37	1.4242	1.4486	-135.54	-4.68	-14.83	0.00	-155.05	
Total					-135.54	-4.68	-14.83	0.00	-155.05	
Total (All Assets)					6,602.77	-534.17	-463.50	227.08 *	5,832.18	
Broker Interest Paid and Received									-0.03	
Total P/L for Statement Period									5,832.15	

Distribution & Net Dividend
income

Realized & Unrealized Performance Summary

Symbol	Cost Adj.	Realized					Unrealized					Total	Code
		S/T Profit	S/T Loss	L/T Profit	L/T Loss	Total	S/T Profit	S/T Loss	L/T Profit	L/T Loss	Total		
Stocks													
AGG	0.00	0.00	-213.21	0.00	0.00	-213.21	0.00	0.00	0.00	0.00	0.00	-213.21	
AMG	0.00	0.00	-631.40	0.00	0.00	-631.40	0.00	0.00	0.00	0.00	0.00	-631.40	
ASB	0.00	1,500.40	0.00	0.00	0.00	1,500.40	0.00	0.00	0.00	0.00	0.00	1,500.40	
ASX	0.00	197.08	0.00	0.00	0.00	197.08	0.00	0.00	0.00	0.00	0.00	197.08	
BGL	0.00	0.00	0.00	0.00	0.00	0.00	0.00	-106.44	0.00	0.00	-106.44	-106.44	
BNTX	0.00	0.00	0.00	0.00	0.00	0.00	555.61	0.00	0.00	0.00	555.61	555.61	
CDA	0.00	1,808.60	0.00	0.00	0.00	1,808.60	0.00	0.00	0.00	0.00	0.00	1,808.60	
EEU	0.00	0.00	-41.05	0.00	0.00	-41.05	0.00	0.00	0.00	0.00	0.00	-41.05	
GDX	0.00	0.00	0.00	0.00	0.00	0.00	162.90	0.00	0.00	0.00	162.90	162.90	
GDX.CASH	0.00	351.26	0.00	0.00	0.00	351.26	0.00	0.00	0.00	0.00	0.00	351.26	
GOLD	0.00	0.00	0.00	0.00	0.00	0.00	6.06	-48.84	0.00	0.00	-42.79	-42.79	
IHD	0.00	0.00	-28.12	0.00	0.00	-28.12	0.00	0.00	0.00	0.00	0.00	-28.12	
ITA	0.00	322.84	0.00	0.00	0.00	322.84	0.00	-51.96	0.00	0.00	-51.96	270.88	
MAXR	0.00	1,200.91	0.00	0.00	0.00	1,200.91	0.00	0.00	0.00	0.00	0.00	1,200.91	

Realized & Unrealized Performance Summary

Symbol	Cost Adj.	Realized					Unrealized					Total	Code
		S/T Profit	S/T Loss	L/T Profit	L/T Loss	Total	S/T Profit	S/T Loss	L/T Profit	L/T Loss	Total		
QAU	0.00	292.46	0.00	0.00	0.00	292.46	15.14	0.00	0.00	0.00	15.14	307.60	
VOC	0.00	68.32	-19.72	0.00	0.00	48.60	0.00	0.00	0.00	0.00	0.00	48.60	
WPL	0.00	335.10	0.00	0.00	0.00	335.10	0.00	0.00	0.00	0.00	0.00	335.10	
Total	0.00	6,076.98	-933.50	0.00	0.00	5,143.49	739.71	-207.25	0.00	0.00	532.45	5,675.94	
Forex													
USD	0.00	26.39	-84.26	0.00	0.00	-57.87	7.95	-0.07	0.00	0.00	7.88	-49.99	
Total	0.00	26.39	-84.26	0.00	0.00	-57.87	7.95	-0.07	0.00	0.00	7.88	-49.99	
Total (All Assets)	0.00	6,103.37	-1,017.75	0.00	0.00	5,085.62	747.65	-207.32	0.00	0.00	540.33	5,625.95	

Cash Report

	Total	Securities	Futures
Base Currency Summary			
Starting Cash	2,618.79	2,618.79	0.00
Commissions	-437.48	-437.48	0.00
Deposits	125,990.51	125,990.51	0.00
Withdrawals	-109,003.90	-109,003.90	0.00
Internal Transfers	0.00	0.00	0.00
Dividends	228.17	228.17	0.00
Broker Interest Paid and Received	-0.03	-0.03	0.00
Net Trades (Sales)	70,564.41	70,564.41	0.00
Net Trades (Purchase)	-63,877.93	-63,877.93	0.00
Withholding Tax	-1.10	-1.10	0.00
GST	-26.02	-26.02	0.00
Cash FX Translation Gain/Loss	-30.44	-30.44	0.00
Ending Cash	26,024.99	26,024.99	0.00
Ending Settled Cash	26,024.99	26,024.99	0.00
AUD			
Starting Cash	2,616.05	2,616.05	0.00
Commissions	-349.73	-349.73	0.00
Deposits	125,990.51	125,990.51	0.00
Withdrawals	-109,003.90	-109,003.90	0.00
Dividends	220.83	220.83	0.00
Broker Interest Paid and Received	-0.03	-0.03	0.00
Net Trades (Sales)	49,897.10	49,897.10	0.00
Net Trades (Purchase)	-44,286.58	-44,286.58	0.00
GST	-26.02	-26.02	0.00
Ending Cash	25,058.24	25,058.24	0.00
Ending Settled Cash	25,058.24	25,058.24	0.00
USD			
Starting Cash	1.92	1.92	0.00
Commissions	-59.70	-59.70	0.00
Deposits	0.00	0.00	0.00
Withdrawals	0.00	0.00	0.00

Cash Report

	Total	Securities	Futures
Internal Transfers	0.00	0.00	0.00
Dividends	5.02	5.02	0.00
Net Trades (Sales)	14,094.68	14,094.68	0.00
Net Trades (Purchase)	-13,373.80	-13,373.80	0.00
Withholding Tax	-0.75	-0.75	0.00
Ending Cash	667.37	667.37	0.00
Ending Settled Cash	667.37	667.37	0.00

Open Positions

Symbol	Quantity	Mult	Cost Price	Cost Basis	Close Price	Value	Unrealized P/L	Code
Stocks								
AUD								
BGL	1,000	1	1.166445	1,166.44	1.0600	1,060.00	-106.44	
GDJ	42	1	48.3215476	2,029.50	52.2000	2,192.40	162.90	
GOLD	22	1	244.2450	5,373.39	242.3000	5,330.60	-42.79	
QAU	117	1	17.2605556	2,019.48	17.3900	2,034.63	15.14	
Total				10,588.82		10,617.63	28.81	
USD								
BNTX	25	1	51.3980	1,284.95	66.7400	1,668.50	383.55	
ITA	12	1	167.7091667	2,012.51	164.7200	1,976.64	-35.87	
Total				3,297.46		3,645.14	347.68	
Total in AUD				4,776.70		5,280.35	503.65	
Total Stocks in AUD				15,365.53		15,897.98	532.45	

Forex Balances

Account	Description	Quantity	Cost Price	Cost Basis in AUD	Close Price	Value in AUD	Unrealized P/L in AUD	Code
Forex								
AUD								
-	AUD	25,058.24	1.0000	-25,058.24	1.0000	25,058.24	0.00	
-	USD	667.37	1.4367986	-958.88	1.4486	966.75	7.88	
Total				-26,017.11		26,024.99	7.88	

Trades

Account	Symbol	Date/Time	Quantity	T. Price	C. Price	Proceeds	Comm/Fee	Basis	Realized P/L	MTM P/L	Code
Stocks											
AUD											
U7975420	AGG	2020-04-27, 12:29:57	112	8.9000	8.2500	-996.80	-16.44	1,013.24	0.00	-72.80	O
U7975420	AGG	2020-06-12, 11:15:14	-112	7.2900	7.3900	816.48	-16.44	-1,013.24	-213.21	-11.20	C
Total AGG			0			-180.32	-32.89	0.00	-213.21	-84.00	
U1975420	AMG	2019-09-03, 16:10:31	20,000	0.1000	0.1000	-2,000.00	-14.95	2,014.95	0.00	0.00	O;P

Trades											
U7975420	AMG	2020-01-22, 11:16:36	-20,000	0.0700	0.0700	1,400.00	-16.44	-2,014.95	-631.40	0.00	C
Total AMG			0			-600.00	-31.40	0.00	-631.40	0.00	
U7975420	ASB	2019-11-11, 10:00:37	-1,380	4.5200	4.4400	6,237.60	-16.44	-4,720.75	1,500.40	110.40	C
Total ASB			-1,380			6,237.60	-16.44	-4,720.75	1,500.40	110.40	
U7975420	ASX	2019-10-21, 10:00:06	61	80.2800	82.9700	-4,897.08	-16.44	4,913.52	0.00	164.09	O
U7975420	ASX	2020-01-21, 09:59:56	-61	84.0500	83.8300	5,127.05	-16.44	-4,913.52	197.08	13.42	C
Total ASX			0			229.97	-32.89	0.00	197.08	177.51	
U7975420	BGL	2020-06-25, 12:44:49	1,000	1.1500	1.0750	-1,150.00	-16.44	1,166.44	0.00	-75.00	O
Total BGL			1,000			-1,150.00	-16.44	1,166.44	0.00	-75.00	
U1975420	CDA	2019-08-29, 13:19:48	800	4.5000	4.5500	-3,600.00	-14.95	3,614.95	0.00	40.00	O;P
U7975420	CDA	2019-11-07, 12:08:06	-800	6.8000	6.8400	5,440.00	-16.44	-3,614.95	1,808.61	-32.00	C
Total CDA			0			1,840.00	-31.40	0.00	1,808.61	8.00	
U7975420	EEU	2019-09-17, 13:38:38	-150	15.5000	15.5200	2,325.00	-6.60	-2,359.45	-41.05	-3.00	C
Total EEU			-150			2,325.00	-6.60	-2,359.45	-41.05	-3.00	
U7975420	GDX	2020-06-15, 12:11:04	42	47.9300	47.4900	-2,013.06	-16.44	2,029.50	0.00	-18.48	O
Total GDX			42			-2,013.06	-16.44	2,029.50	0.00	-18.48	
U7975420	GOLD	2020-05-27, 10:04:43	12	245.0000	241.0100	-2,940.00	-16.44	2,956.44	0.00	-47.88	O
U7975420	GOLD	2020-06-02, 11:27:44	10	240.0500	239.4700	-2,400.50	-16.44	2,416.94	0.00	-5.80	O
Total GOLD			22			-5,340.50	-32.89	5,373.39	0.00	-53.68	
U7975420	IHD	2019-12-16, 10:35:29	-327	14.4000	14.5200	4,708.80	-16.44	-4,720.48	-28.12	-39.24	C
Total IHD			-327			4,708.80	-16.44	-4,720.48	-28.12	-39.24	
U1975420	QAU	2019-07-01, 10:02:04	166	14.3000	14.0500	-2,373.80	-14.95	2,388.75	0.00	-41.50	O
U7975420	QAU	2019-10-21, 12:08:27	166	15.0500	15.0400	-2,498.30	-16.44	2,514.75	0.00	-1.66	O
U7975420	QAU	2020-01-06, 10:07:39	-332	15.7000	15.8400	5,212.40	-16.44	-4,903.50	292.46	-46.48	C
U7975420	QAU	2020-05-21, 16:10:42	117	17.1200	17.1200	-2,003.04	-16.44	2,019.48	0.00	0.00	O
Total QAU			117			-1,662.74	-64.28	2,019.49	292.46	-89.64	
U1975420	VOC	2019-08-29, 11:10:03	1,000	3.1800	3.1700	-3,180.00	-14.95	3,194.95	0.00	-10.00	O;P
U7975420	VOC	2020-01-22, 11:16:51	-1,000	3.2600	3.3100	3,260.00	-16.44	-3,194.95	48.61	-50.00	C;P
Total VOC			0			80.00	-31.40	0.00	48.61	-60.00	
U7975420	WPL	2019-10-02, 15:28:50	100	31.7800	31.7400	-3,178.00	-16.44	3,194.44	0.00	-4.00	O;P
U7975420	WPL	2020-01-22, 11:17:09	-100	35.4450	35.8300	3,544.50	-14.95	-3,194.44	335.10	-38.50	C;P
Total WPL			0			366.50	-31.40	0.00	335.10	-42.50	
Total						4,841.25	-360.91	-1,211.85	3,268.48	-169.63	
USD											
U7975420	BNTX	2020-06-16, 23:30:00	25	51.0000	49.9000	-1,275.00	-9.95	1,284.95	0.00	-27.50	O
Total BNTX			25			-1,275.00	-9.95	1,284.95	0.00	-27.50	
U7975420	ITA	2019-10-19, 01:43:01	20	219.0500	215.9200	-4,381.00	-9.95	4,390.95	0.00	-62.60	O
U7975420	ITA	2019-11-15, 03:11:21	-20	231.0000	231.6300	4,620.00	-9.95	-4,390.95	219.10	-12.60	C
U7975420	ITA	2020-06-03, 00:32:25	12	166.8800	166.6400	-2,002.56	-9.95	2,012.51	0.00	-2.88	O
Total ITA			12			-1,763.56	-29.85	2,012.51	219.10	-78.08	
U7975420	MAXR	2020-05-13, 23:33:26	110	10.0196564	9.1200	-1,102.16	-9.95	1,112.11	0.00	-98.96	O;P
U7975420	MAXR	2020-06-09, 23:37:37	-110	17.8000	17.7400	1,958.00	-9.95	-1,112.11	835.94	6.60	C;P
Total MAXR			0			855.84	-19.90	0.00	835.94	-92.36	
Total						-2,182.72	-59.70	3,297.46	1,055.04	-197.94	
Total in AUD						-3,231.24	-87.75	4,842.75	1,523.75	-297.78	
Account	Symbol	Date/Time	Quantity	T. Price	Proceeds	Comm in AUD	MTM in AUD	Code			

Trades

Forex

USD

Account	Report Date	Date/Time	Description	Quantity	Proceeds	Value	Realized P/L	Code		
U1975420	AUD.USD	2019-06-29, 08:01:55		2.7381	0.70221		-1.92	0.00	-0.02	
U7975420	AUD.USD	2019-10-19, 01:45:01		-6,415	0.68451		4,391.13	-0.13	-10.10	L
U7975420	AUD.USD	2019-10-23, 09:00:58		0.265	0.68563		-0.18	0.00	0.00	
U7975420	AUD.USD	2020-01-22, 17:32:51		6,739	0.6840096		-4,609.54	-14.61	4.46	P
U7975420	AUD.USD	2020-01-25, 11:58:27		0.7462	0.68261		-0.51	0.00	0.00	
U7975420	AUD.USD	2020-05-13, 23:34:26		-1,716	0.64826		1,112.41	-0.03	7.13	L
U7975420	AUD.USD	2020-05-16, 09:49:50		0.4711	0.64147		-0.30	0.00	0.00	
U7975420	AUD.USD	2020-06-03, 00:34:26		-2,924	0.68825		2,012.44	-0.06	-6.16	L
U7975420	AUD.USD	2020-06-03, 00:34:26		-1	0.68825		0.69	0.00	0.00	L
U7975420	AUD.USD	2020-06-05, 09:46:27		0.8947	0.69435		-0.62	0.00	0.00	
Total AUD.USD				-4,311.8849		2,903.60	-14.83		-4.68	
Total						2,903.60	-14.83		-4.68	
Total in AUD						4,307.20	-14.83		-4.68	

Corporate Actions

Account	Report Date	Date/Time	Description	Quantity	Proceeds	Value	Realized P/L	Code
Stocks								
AUD								
U7975420	2019-10-09	2019-10-09, 11:25:00	GDX(AU000000GDX6) Merged(Acquisition) WITH AU0000058315 1 FOR 1 (GDX.OLD, VANECK VECTORS GOLD MINERS, AU000000GDX6)	-129	0.00	-5,256.75	0.00	
U7975420	2019-10-09	2019-10-09, 11:25:00	GDX(AU000000GDX6) Merged(Acquisition) WITH AU0000058315 1 FOR 1 (GDXDA, VANECK VECTORS GOLD MINERS, AU0000058315)	129	0.00	5,256.75	0.00	
U7975420	2019-10-14	2019-10-15, 10:45:00	GDX(AU000000GDX6) Tendered to AU00GDX6CASH 1 FOR 1 (GDX, VANECK VECTORS GOLD MINERS, AU000000GDX6)	-129	0.00	0.00	0.00	
U7975420	2019-10-14	2019-10-12, 11:25:00	GDXDA(AU0000058315) CUSIP/ISIN Change to (AU000000GDX6) (GDX, VANECK VECTORS GOLD MINERS, AU000000GDX6)	129	0.00	0.00	0.00	
U7975420	2019-10-14	2019-10-15, 10:45:00	GDX(AU000000GDX6) Tendered to AU00GDX6CASH 1 FOR 1 (GDX.CASH, VANECK VECTORS GOLD MINERS - TENDER, AU00GDX6CASH)	129	0.00	0.00	0.00	
U7975420	2019-10-14	2019-10-12, 11:25:00	GDXDA(AU0000058315) CUSIP/ISIN Change to (AU000000GDX6) (GDX.OLD, VANECK VECTORS GOLD MINERS, AU0000058315)	-129	0.00	0.00	0.00	
U7975420	2020-01-06	2020-01-04, 12:25:00	GDX.CASH(QS000212JXD1) Merged(Acquisition) FOR AUD 39.3888 PER SHARE (GDX.CASH, VANECK VECTORS GOLD MINERS - TENDER, QS000212JXD1)	-129	5,081.16	-5,143.23	351.26	
Total					5,081.16	-5,143.23	351.26	

Transfers

Account	Symbol	Date	Type	Direction	Xfer Company	Xfer Account	Quantity	Xfer Price	Market Value	Realized P/L	Cash Amount	Code
Stocks												
AUD												
U7975420	AMG	2019-09-14	Inter-Company	In	--	U1975420	20,000	--	2,100.00	0.00	0.00	
U1975420	AMG	2019-09-14	Inter-Company	Out	--	U7975420	-20,000	--	-2,100.00	0.00	0.00	
U7975420	ASB	2019-09-14	Inter-Company	In	--	U1975420	1,380	--	5,878.80	0.00	0.00	
U1975420	ASB	2019-09-14	Inter-Company	Out	--	U7975420	-1,380	--	-5,878.80	0.00	0.00	
U7975420	CDA	2019-09-14	Inter-Company	In	--	U1975420	800	--	3,848.00	0.00	0.00	

Transfers

U1975420	CDA	2019-09-14	Inter-Company	Out	--	U7975420	-800	--	-3,848.00	0.00	0.00
U7975420	EEU	2019-09-14	Inter-Company	In	--	U1975420	150	--	2,328.00	0.00	0.00
U1975420	EEU	2019-09-14	Inter-Company	Out	--	U7975420	-150	--	-2,328.00	0.00	0.00
U7975420	GDX	2019-09-14	Inter-Company	In	--	U1975420	129	--	5,121.30	0.00	0.00
U1975420	GDX	2019-09-14	Inter-Company	Out	--	U7975420	-129	--	-5,121.30	0.00	0.00
U7975420	IHD	2019-09-14	Inter-Company	In	--	U1975420	327	--	4,695.72	0.00	0.00
U1975420	IHD	2019-09-14	Inter-Company	Out	--	U7975420	-327	--	-4,695.72	0.00	0.00
U7975420	QAU	2019-09-14	Inter-Company	In	--	U1975420	166	--	2,518.22	0.00	0.00
U1975420	QAU	2019-09-14	Inter-Company	Out	--	U7975420	-166	--	-2,518.22	0.00	0.00
U7975420	VOC	2019-09-14	Inter-Company	In	--	U1975420	1,000	--	3,490.00	0.00	0.00
U1975420	VOC	2019-09-14	Inter-Company	Out	--	U7975420	-1,000	--	-3,490.00	0.00	0.00
Total									0.00	0.00	0.00

Deposits & Withdrawals

Account	Date	Description	Amount
AUD			
U1975420	2019-07-24	Electronic Fund Transfer	10,000.00
U1975420	2019-08-29	Electronic Fund Transfer	37,000.00
U7975420	2019-09-16	Adjustment: Cash Receipt/Disbursement/Transfer (Transfer to U7975420)	38,490.51
U1975420	2019-09-16	Adjustment: Cash Receipt/Disbursement/Transfer (Transfer to U7975420)	-38,490.51
U7975420	2019-10-29	Disbursement Initiated by Sally Richards	-10,000.00
U7975420	2020-01-15	Disbursement Initiated by Sally Richards	-40,000.00
U7975420	2020-02-03	Disbursement Initiated by Sally Richards	-20,513.39
U7975420	2020-04-20	Electronic Fund Transfer	9,500.00
U7975420	2020-05-14	Electronic Fund Transfer	5,000.00
U7975420	2020-06-17	Electronic Fund Transfer	6,000.00
U7975420	2020-06-22	Electronic Fund Transfer	20,000.00
Total			16,986.61
USD			
U7975420	2019-09-16	Adjustment: Cash Receipt/Disbursement/Transfer (Transfer to U7975420)	0.00
U1975420	2019-09-16	Adjustment: Cash Receipt/Disbursement/Transfer (Transfer to U7975420)	0.00
U7975420	2020-05-07	Adjustment: Cash Receipt/Disbursement/Transfer (Transfer to U7975420)	0.00
Total			0.00
Total in AUD			0.00
Total Deposits & Withdrawals in AUD			16,986.61

Interest Accruals

Base Currency Summary	
Starting Accrual Balance	0.00
Interest Accrued	-0.03
Accrual Reversal	0.03
Ending Accrual Balance	0.00

Dividends

Account	Date	Description	Amount
AUD			
U1975420	2019-07-12	IHD(AU000000IHD5) Cash Dividend 0.26099700 AUD per Share (Mixed Income)	85.35
U7975420	2019-10-16	ASB (AU000000ASB3) Cash Dividend AUD 0.03 (Ordinary Dividend)	41.40
U7975420	2019-10-23	IHD (AU000000IHD5) Cash Dividend AUD 0.287702 (Mixed Income)	94.08
Total			220.83
USD			
U7975420	2020-06-20	ITA(US4642887602) Cash Dividend USD 0.418094 per Share (Ordinary Dividend)	5.02
Total			5.02
Total in AUD			7.34
Total Dividends in AUD			228.17

Interest

Account	Date	Description	Amount
AUD			
U1975420	2019-07-03	AUD Debit Interest for Jun-2019	-0.03
Total			-0.03

Withholding Tax

Account	Date	Description	Amount	Code
USD				
U7975420	2020-06-20	ITA(US4642887602) Cash Dividend USD 0.418094 per Share - US Tax	-0.75	
Total			-0.75	
Total in AUD			-1.10	

Change in Dividend Accruals

Account	Symbol	Date	Ex Date	Pay Date	Quantity	Tax	Fee	Gross Rate	Gross Amount	Net Amount	Code
Starting Dividend Accruals in AUD										0.00	
Stocks											
AUD											
U1975420	ASB	2019-09-13	2019-09-13	2019-10-15	1,380	0.00	0.00	0.03	41.40	41.40	Po
U7975420	ASB	2019-10-16	2019-09-13	2019-10-15	1,380	0.00	0.00	0.03	-41.40	-41.40	Re
U1975420	IHD	2019-06-29	2019-07-01	2019-07-11	327	0.00	0.00	0.26	85.34	85.34	Po
U1975420	IHD	2019-06-29	2019-07-01	2019-07-11	327	0.00	0.00	0.26	85.35	85.35	Po
U1975420	IHD	2019-06-29	2019-07-01	2019-07-11	327	0.00	0.00	0.26	-85.34	-85.34	Re
U1975420	IHD	2019-07-12	2019-07-01	2019-07-11	327	0.00	0.00	0.26	-85.35	-85.35	Re
U7975420	IHD	2019-10-10	2019-10-10	2019-10-22	327	0.00	0.00	0.29	94.08	94.08	Po
U7975420	IHD	2019-10-23	2019-10-10	2019-10-22	327	0.00	0.00	0.29	-94.08	-94.08	Re
Total						0.00	0.00		0.00	0.00	
USD											
U7975420	ITA	2020-06-13	2020-06-15	2020-06-19	12	0.75	0.00	0.42	5.02	4.27	Po
U7975420	ITA	2020-06-20	2020-06-15	2020-06-19	12	-0.75	0.00	0.42	-5.02	-4.27	Re
Total						0.00	0.00		0.00	0.00	
Total in AUD						-0.01	0.00		-0.09	-0.08	
Total Stocks in AUD						-0.01	0.00		-0.09	-0.08	
Ending Dividend Accruals in AUD										0.00	

Financial Instrument Information

Symbol	Description	Conid	Security ID	Listing Exch	Multiplier	Type	Code
Stocks							
AGG	ANGLOGOLD ASHANTI LTD-CDI	6874000	AU000000AGG7	ASX	1	RECEIPT	
AMG	AUSMEX MINING GROUP LTD	276039881	AU000000AMG5	ASX	1	COMMON	
ASB	AUSTAL LIMITED	14062050	AU000000ASB3	ASX	1	COMMON	
ASX	ASX LTD	4354508	AU000000ASX7	ASX	1	COMMON	
BGL	BELLEVUE GOLD LTD	327301423	AU0000019374	ASX	1	COMMON	
BNTX	BIONTECH SE	386752917	US09075V1026	NASDAQ	1	ADR	
CDA	CODAN LTD	44188740	AU000000CDA3	ASX	1	COMMON	
EEU	BETASHARES EURO ETF	90748827	AU000000EEU5	ASX	1	ETF	
GDX	VANECK VECTORS GOLD MINERS	198430807	AU000000GDX6	ASX	1	ETF	
GDX.CASH	VANECK VECTORS GOLD MINERS - TENDER	387249394	QS000212JXD1	CORPACT	1	TENDER	
GDX.OLD	VANECK VECTORS GOLD MINERS	385525732	AU0000058315	ASX	1	ETF	
GOLD	ETFS PHYSICAL GOLD	45127612	AU00000GOLD7	ASX	1	ETF	
IHD	ISHARES S&P/ASX DIVIDEND OPP	81730244	AU000000IHD5	ASX	1	ETF	
ITA	ISHARES U.S. AEROSPACE & DEF	39046959	US4642887602	BATS	1	ETF	
MAXR	MAXAR TECHNOLOGIES INC	347408543	US57778K1051	NYSE	1	COMMON	

Financial Instrument Information

QAU	BETASHARES GOLD BULLION ETF	87734782	AU000000QAU7	ASX	1	ETF	
VOC	VOCUS GROUP LTD	76879150	AU000000VOC6	ASX	1	COMMON	
WPL	WOODSIDE PETROLEUM LIMITED	4109697	AU000000WPL2	ASX	1	COMMON	

IHD - Tax Statement

	Distribution		11/07/2019		23/10/2019	Total
Units	Tax Components		85.35		94.08	179.43
347						
	Interest	0.8368%	0.7142088	0.46630%	0.43869504	1.15
	Franked Dividends	94.1238%	80.3346633	88.68210%	83.4321197	163.77
	UnFranked dividends	0.4652%	0.3970482	5.27170%	4.95961536	5.36
	UnFranked dividends - CFI	1.9712%	1.6824192	4.87130%	4.58291904	6.27
	Other Income	2.6030%	2.2216605	0.00000%	0	2.22
	Foreign Income (net)	0.0000%	0	0.14100%	0.1326528	0.13
	Other non-assessable income	0.0000%	0	0.56760%	0.53399808	0.53
	Franking Credits	0.108200	37.5453722	0.113688	39.4498644	77.00
	Foreign Withholding Tax	0.000120	0.04160183	0.000000	0	0.04

10 July 2019

Market Announcements Office
ASX Limited

ANNOUNCEMENT – COMPONENTS OF DISTRIBUTIONS

BlackRock Investment Management (Australia) Limited (**BIMAL**) is the Responsible Entity for the below listed Australian-domiciled iShares® exchange traded fund (**Fund**) which is quoted on the ASX.

BIMAL would like to announce the following estimated distribution breakdown for the Fund, for the period ending **June 2019**.

Fund	iShares S&P/ASX Dividend Opportunities ETF
ASX Code	IHD
Ex-Date	1-Jul-19
Record Date	2-Jul-19
Payment Date	11-Jul-19
Cash Distribution (Cents-Per-Unit)	26.099682

Breakdown of Cash Distribution (estimates)

Australian sourced income

Interest (subject to Non-Resident Withholding Tax)	0.8368%
Interest (not subject to Non-Resident Withholding Tax)	0.0000%
Franked dividends (net)	94.1238%
Unfranked dividends	0.4652%
Unfranked dividends - CFI	1.9712%
Other Income	2.6030%

Foreign sourced income

Foreign income (net)	0.0000%
----------------------	---------

Net capital gains - TAP

Discounted capital gains - TAP	0.0000%
Capital gains – other method TAP	0.0000%

Net capital gains - NTAP

Discounted capital gains - NTAP	0.0000%
Capital gains – other method NTAP	0.0000%

Non-assessable income

Exempt income	0.0000%
Other non-assessable amounts	0.0000%
Non-assessable non-exempt income	0.0000%
CGT Concession (TAP)	0.0000%
CGT Concession (NTAP)	0.0000%
Return of Capital	0.0000%
CASH DISTRIBUTION	100.0000%

Non-cash distribution components (estimates)	Cents-per-Unit
--	----------------

For personal use only



Franking credits gross-up	10.819992
Foreign withholding tax gross-up	0.011989
<hr/>	
Estimated Gross Distribution (Cents-Per-Unit)	36.931663

Estimates Only

The information stated on this announcement provides estimates for the financial year ending 30 June 2019. Full year tax components will be stated on each unitholder's annual tax statement, which will be issued following financial year end.

The Fund is an Attribution Managed Investment Trust for the purposes of the Income Tax Assessment Act 1997 (ITAA 1997).

“Fund Payment Amount” is relevant for non-resident Australian investors (Foreign Investors) holding a widely held trust such as the iShares ETF. It refers to the distribution of Australian sourced income and capital gains (excluding dividends, interest and royalties) that for a Foreign Investor is subject to withholding tax. The Fund Payment Amount is calculated as the sum of the components Australian sourced income (Other Income), Net capital gains - TAP (Discounted capital gains - TAP, multiplied by 2) and Net Capital Gains - TAP (Capital gains - Other method TAP).

“Franking credits gross-up” represents your entitlement to a tax offset. For example, for the majority of investors, where a \$70 fully franked dividend is declared, you will receive \$70 in cash and \$30 of franking credits gross up will be attributed to you (notional amount). The \$30 will need to be “grossed up” in your assessable income (i.e., you will include \$100 [\$70 + \$30] in your assessable income) and may be claimed as a tax offset. **Disclaimer:** The impact of franking credits gross up may be different depending on your circumstances. As such, the above example is for illustrative purposes only and does not constitute tax advice and may not be relied upon as such. It is recommended that you obtain your own independent professional taxation advice.

Important Notice

Issued by BlackRock Investment Management (Australia) Limited ABN 13 006 165 975 AFSL 230523 (BIMAL). BIMAL is the responsible entity and issuer of units in the Fund. BIMAL its officers, employees and agents believe that the estimates in this document and the sources on which the estimates are based (which may be sourced from third parties) are correct as at the date of publication. While every care has been taken in the preparation of this document, no warranty of accuracy or reliability is given and no responsibility for this information is accepted by BIMAL, its officers, employees or agents. Except where contrary to law, BIMAL excludes all liability for this information.

Neither the performance nor the repayment of capital or any income of an iShares ETF is guaranteed by any BlackRock entity. Past performance is not a reliable indicator of future performance.

Before investing in an iShares ETF, you should carefully consider whether such products are appropriate for you, read the applicable prospectus or product disclosure statement (PDS) available at www.blackrock.com.au and consult an investment adviser.

An iShares ETF is not sponsored, endorsed, issued, sold or promoted by the provider of the index which a particular fund seeks to track. No index provider makes any representation regarding the advisability of investing in the iShares ETFs. Further information on the index providers can be found on BIMAL's website terms and conditions at www.blackrock.com.au.

For more information about iShares ETFs go to www.blackrock.com.au/ishares or call 1300 474 273.

© 2019 BlackRock, Inc. All Rights reserved. BLACKROCK, BLACKROCK SOLUTIONS, iSHARES and the stylized i logo are registered and unregistered trademarks of BlackRock, Inc. or its subsidiaries in the United States and elsewhere. All other trademarks are those of their respective owners.

** END **

For personal use only

15 October 2019

Market Announcements Office
ASX Limited

ANNOUNCEMENT – COMPONENTS OF DISTRIBUTIONS

BlackRock Investment Management (Australia) Limited (**BIMAL**) is the Responsible Entity for the below listed Australian-domiciled iShares® exchange traded fund (**Fund**) which is quoted on the ASX.

BIMAL would like to announce the following estimated distribution breakdown for the Fund, for the period ending **September 2019**.

Fund	iShares S&P/ASX Dividend Opportunities ETF
ASX Code	IHD
Ex-Date	10-Oct-19
Record Date	11-Oct-19
Payment Date	22-Oct-19
Cash Distribution (Cents-Per-Unit)	28.770247

Breakdown of Cash Distribution (estimates)

Australian sourced income

Interest (subject to Non-Resident Withholding Tax)	0.4663%
Interest (not subject to Non-Resident Withholding Tax)	0.0000%
Franked dividends (net)	88.6821%
Unfranked dividends	5.2717%
Unfranked dividends - CFI	4.8713%
Other Income	0.0000%

Foreign sourced income

Foreign income (net)	0.1410%
----------------------	---------

Net capital gains - TAP

Discounted capital gains - TAP	0.0000%
Capital gains – other method TAP	0.0000%

Net capital gains - NTAP

Discounted capital gains - NTAP	0.0000%
Capital gains – other method NTAP	0.0000%

Non-assessable income

Exempt income	0.0000%
Other non-assessable amounts	0.5676%
Non-assessable non-exempt income	0.0000%
CGT Concession (TAP)	0.0000%
CGT Concession (NTAP)	0.0000%
Return of Capital	0.0000%
CASH DISTRIBUTION	100.0000%

Non-cash distribution components (estimates)	Cents-per-Unit
Franking credits gross-up	11.368837
Foreign withholding tax gross-up	0.000000
Estimated Gross Distribution (Cents-Per-Unit)	
	40.139084

Estimates Only

The information stated on this announcement provides estimates for the financial year ending 30 June 2020. Full year tax components will be stated on each unitholder's annual tax statement, which will be issued following financial year end.

The Fund is an Attribution Managed Investment Trust for the purposes of the Income Tax Assessment Act 1997 (ITAA 1997).

“**Fund Payment Amount**” is relevant for non-resident Australian investors (Foreign Investors) holding a widely held trust such as the iShares ETF. It refers to the distribution of Australian sourced income and capital gains (excluding dividends, interest and royalties) that for a Foreign Investor is subject to withholding tax. The Fund Payment Amount is calculated as the sum of the components Australian sourced income (Other Income), Net capital gains - TAP (Discounted capital gains - TAP, multiplied by 2) and Net Capital Gains - TAP (Capital gains - Other method TAP).

“**Franking credits gross-up**” represents your entitlement to a tax offset. For example, for the majority of investors, where a \$70 fully franked dividend is declared, you will receive \$70 in cash and \$30 of franking credits gross up will be attributed to you (notional amount). The \$30 will need to be “grossed up” in your assessable income (i.e., you will include \$100 [\$70 + \$30] in your assessable income) and may be claimed as a tax offset. **Disclaimer:** The impact of franking credits gross up may be different depending on your circumstances. As such, the above example is for illustrative purposes only and does not constitute tax advice and may not be relied upon as such. It is recommended that you obtain your own independent professional taxation advice.

Important Notice

Issued by BlackRock Investment Management (Australia) Limited ABN 13 006 165 975 AFSL 230523 (BIMAL). BIMAL is the responsible entity and issuer of units in the Fund. BIMAL its officers, employees and agents believe that the estimates in this document and the sources on which the estimates are based (which may be sourced from third parties) are correct as at the date of publication. While every care has been taken in the preparation of this document, no warranty of accuracy or reliability is given and no responsibility for this information is accepted by BIMAL, its officers, employees or agents. Except where contrary to law, BIMAL excludes all liability for this information.

Neither the performance nor the repayment of capital or any income of an iShares ETF is guaranteed by any BlackRock entity. Past performance is not a reliable indicator of future performance.

Before investing in an iShares ETF, you should carefully consider whether such products are appropriate for you, read the applicable prospectus or product disclosure statement (PDS) available at www.blackrock.com.au and consult an investment adviser.

An iShares ETF is not sponsored, endorsed, issued, sold or promoted by the provider of the index which a particular fund seeks to track. No index provider makes any representation regarding the advisability of investing in the iShares ETFs. Further information on the index providers can be found on BIMAL's website terms and conditions at www.blackrock.com.au.

For more information about iShares ETFs go to www.blackrock.com.au/ishares or call 1300 474 273.

© 2019 BlackRock, Inc. All Rights reserved. BLACKROCK, BLACKROCK SOLUTIONS, iSHARES and the stylized i logo are registered and unregistered trademarks of BlackRock, Inc. or its subsidiaries in the United States and elsewhere. All other trademarks are those of their respective owners.

** END **

For personal use only



Agent MORA WEALTH ACCOUNTANTS
 PTY LTD
Client THE TRUSTEE FOR COMPASS
 SUPERFUND
ABN 82 807 949 829
TFN 993 638 925

Income tax 002

Date generated	14/06/2021
Overdue	\$0.00
Not yet due	\$0.00
Balance	\$0.00

Transactions

6 results found - from **01 July 2019** to **30 June 2020** sorted by **processed date** ordered **newest to oldest**

Processed date	Effective date	Description	Debit (DR)	Credit (CR)	Balance
1 May 2020	1 May 2020	General interest charge			\$244.64 DR
7 Apr 2020	2 Dec 2019	Tax return Self Man Superfund - Income Tax for the period from 01 Jul 18 to 30 Jun 19	\$244.64		\$244.64 DR
19 Nov 2019	19 Nov 2019	General interest charge			\$0.00
19 Nov 2019	18 Nov 2019	Payment received		\$1,540.00	\$0.00
19 Nov 2019	1 Jul 2019	General interest charge			\$1,540.00 DR
6 Nov 2019	11 Jun 2019	Tax return Self Man Superfund - Income Tax for the period from 01 Jul 17 to 30 Jun 18	\$1,540.00		\$1,540.00 DR



Australian Government
Australian Taxation Office

Agent MORA WEALTH ACCOUNTANTS
 PTY LTD
Client THE TRUSTEE FOR COMPASS
 SUPERFUND
ABN 82 807 949 829
TFN 993 638 925

Activity statement 004

Date generated	14/06/2021
Overdue	\$0.00
Not yet due	\$0.00
Balance	\$0.00

Transactions

4 results found - from **01 July 2019** to **30 June 2020** sorted by **processed date** ordered **newest to oldest**

Processed date	Effective date	Description	Debit (DR)	Credit (CR)	Balance
10 May 2020	28 Apr 2020	Original Activity Statement for the period ending 31 Mar 20		\$0.00	\$0.00
26 Feb 2020	28 Feb 2020	Original Activity Statement for the period ending 31 Dec 19		\$0.00	\$0.00
8 Oct 2019	28 Oct 2019	Original Activity Statement for the period ending 30 Sep 19		\$0.00	\$0.00
4 Aug 2019	29 Jul 2019	Original Activity Statement for the period ending 30 Jun 19		\$0.00	\$0.00

P - PRIOR YEAR

Financial statements and reports for the year ended 30 June 2019

Compass Superfund

Operating Statement

Statement of Financial Position

Notes to the Financial Statements

Trustees Declaration

Statement of Taxable Income

Members Statement

Investment Summary

Market Movement

CGT Register

Investment Income

Realised Capital Gains

Unrealised Capital Gains

Trustee Minute / Resolution

Trial Balance

Compass Superfund
Operating Statement

For the year ended 30 June 2019



	Note	2019 \$	2018 \$
Income			
Investment Income			
Dividends Received	5	736	0
Investment Gains			
Changes in Market Values	6	3,333	(46,396)
Contribution Income			
Employer Contributions		3,308	13,088
Transfers In		0	70
Total Income		<u>7,377</u>	<u>(33,238)</u>
Expenses			
Accountancy Fees		0	770
ATO Supervisory Levy		0	518
Auditor's Remuneration		0	429
ASIC Fees		53	48
Bank Charges		50	3
Consulting fee		0	377
Investment Expenses		997	997
Interest Paid		20	1,406
		<u>1,120</u>	<u>4,548</u>
Total Expenses		<u>1,120</u>	<u>4,548</u>
Benefits accrued as a result of operations before income tax		<u>6,257</u>	<u>(37,786)</u>
Income Tax Expense		397	1,281
Benefits accrued as a result of operations		<u>5,860</u>	<u>(39,067)</u>

The accompanying notes form part of these financial statements.

Refer to compilation report

Compass Superfund
Statement of Financial Position



As at 30 June 2019

	Note	2019 \$	2018 \$
Assets			
Investments			
Cryptocurrency	2	0	1,218
Managed Investments (Australian)	3	19,104	70,163
Total Investments		<u>19,104</u>	<u>71,381</u>
Other Assets			
Sundry Debtors		10,500	0
CBA Direct Investment Account 6889		54,822	4,091
Independent Reserve		0	3,109
Total Other Assets		<u>65,322</u>	<u>7,200</u>
Total Assets		<u>84,426</u>	<u>78,581</u>
Less:			
Liabilities			
Income Tax Payable		1,267	1,281
Total Liabilities		<u>1,267</u>	<u>1,281</u>
Net assets available to pay benefits		<u>83,159</u>	<u>77,300</u>
Represented by:			
Liability for accrued benefits allocated to members' accounts			
Richards, Sally - Accumulation		83,159	77,300
Total Liability for accrued benefits allocated to members' accounts		<u>83,159</u>	<u>77,300</u>

The accompanying notes form part of these financial statements.

Refer to compilation report

Note 1: Summary of Significant Accounting Policies

The trustees have prepared the financial statements on the basis that the Superannuation Fund is a non-reporting entity because there are no users dependent on general purpose financial statements. The financial statements are therefore special purpose financial statements that have been prepared in order to meet the requirements of the Superannuation Industry (Supervision) Act 1993 and associated Regulations, the trust deed of the Fund and the needs of members.

The financial statements have been prepared on a cash basis and are based on historical costs, except for investments which have been measured at market value.

The following significant accounting policies, which are consistent with the policies applied in the previous period unless otherwise stated, have been adopted in the preparation of the financial statements.

The financial statements were authorised for issue by the Director(s).

a. Measurement of Investments

The Fund initially recognises:

- (i) an investment when it controls the future economic benefits expected to flow from the asset. For financial assets, the trade date is considered to be the date on which control of the future economic benefits attributable to the asset passes to the Fund; and
- (ii) a financial liability on the date it becomes a party to the contractual provisions of the instrument.

Investments of the Fund have been measured at market value, which refers to the amount that a willing buyer could reasonably be expected to pay to acquire an asset from a willing seller if the following assumptions were made:

- that the buyer and the seller deal with each other at arm's length in relation to the sale;
- that the sale occurred after proper marketing of the asset; and
- that the buyer and the seller acted knowledgeably and prudentially in relation to the sale.

Market value has been determined as follows:

- (i) shares and other securities listed on the Australian Securities Exchange by reference to the relevant market quotations at the end of the reporting period;
- (ii) units in managed funds by reference to the unit redemption price at the end of the reporting period;
- (iii) fixed-interest securities by reference to the redemption price at the end of the reporting period;
- (iv) unlisted investments are stated at trustees' assessment based on estimated market value at balance date or where necessary, an external valuer's opinion; and
- (v) investment properties at the trustees' assessment of the market value or where necessary a qualified independent valuer's opinion at the end of reporting period.

Financial liabilities, such as trade creditors and other payables, are measured at the gross value of the outstanding balance at the end of the reporting period. The trustees have determined that the gross values of the Fund's financial liabilities is equivalent to their market values. Any remeasurement changes in the gross values of non-current financial liabilities (including liabilities for members' accrued benefits) are recognised in the operating statement in the periods in which they occur.

b. Cash and Cash Equivalents

Cash and cash equivalents include cash on hand and at call, deposits with banks and short-term, highly liquid investments that are readily convertible to cash and subject to an insignificant risk of change in value.

c. Revenue

Revenue is recognised to the extent that it is probable that the economic benefits will flow to the Fund and the revenue can be reliably measured. Revenue is recognised at the fair value of the consideration received or receivable.

Interest revenue

Interest revenue is recognised in respect of fixed-interest securities, and cash and cash equivalent balances. Interest revenue is recognised upon receipt.

Dividend revenue

Dividend revenue is recognised when the dividend has been paid or, in the case of dividend reinvestment schemes, when the dividend is credited to the benefit of the fund.

Rental revenue

Rental revenue arising from operating leases on investment properties is recognised upon receipt.

Distribution revenue

Distributions from unit trusts and managed funds are recognised as at the date the unit value is quoted ex-distribution and if not received at the end of the reporting period, are reflected in the statement of financial position as a receivable at market value.

Remeasurement changes in market values

Remeasurement changes in the market values of assets are recognised as income and determined as the difference between the market value at year-end or consideration received (if sold during the year) and the market value as at the prior year-end or cost (if acquired during the period).

Contributions

Contributions and transfers in are recognised when the control and the benefits from the revenue have been attained and are recorded by the Fund, gross of any taxes, in the period to which they relate.

d. Liability for Accrued Benefits

The liability for accrued benefits represents the Fund's present obligation to pay benefits to members and beneficiaries, and has been calculated as the difference between the carrying amount of the assets and the carrying amount of the other payables and income tax liabilities as at the end of the reporting period.

e. Critical Accounting Estimates and Judgements

The preparation of financial statements requires the trustees to make judgements, estimates and assumptions that affect the application of accounting policies and the reported amounts of assets and liabilities, income and expenses. Actual results may differ from these estimates.

Estimates and underlying assumptions are reviewed on an ongoing basis. Revisions to accounting estimates are recognised in the period in which the estimate is revised and in any future period affected.

Note 2: Cryptocurrency

	2019 \$	2018 \$
Ethereum- ETH	0	1,218
	0	1,218

Note 3: Managed Investments (Australian)

	2019 \$	2018 \$
Sharelord Investor	19,104	70,163

Compass Superfund
Notes to the Financial Statements

For the year ended 30 June 2019



	19,104	70,163
Note 4: Banks and Term Deposits		
	2019	2018
	\$	\$
Banks		
CBA Direct Investment Account 6889	54,822	4,091
Independent Reserve	0	3,109
	<u>54,822</u>	<u>7,200</u>
Note 5: Dividends		
	2019	2018
	\$	\$
Sharelord Investor	736	0
	<u>736</u>	<u>0</u>
Note 6: Changes in Market Values		
Unrealised Movements in Market Value		
	2019	2018
	\$	\$
Cryptocurrency		
Ethereum- ETH	720	(720)
	<u>720</u>	<u>(720)</u>
Managed Investments (Australian)		
Sharelord Investor	4,376	(45,623)
	<u>4,376</u>	<u>(45,623)</u>
Total Unrealised Movement	<u>5,096</u>	<u>(46,343)</u>
Realised Movements in Market Value		
	2019	2018
	\$	\$
Cryptocurrency		
BITCOIN-XBT	0	(53)
BTC	(539)	0
EOS	(6)	0
Ethereum- ETH	(1,260)	0

Notes to the Financial Statements

For the year ended 30 June 2019

LTC	40	0
XRP	2	0
	<hr/>	<hr/>
	(1,763)	(53)
	<hr/>	<hr/>
Total Realised Movement	(1,763)	(53)
	<hr/>	<hr/>
Changes in Market Values	3,333	(46,396)
	<hr/>	<hr/>

Compass Superfund
Astoday Pty Ltd ACN: 615996793
Trustees Declaration

The directors of the trustee company have determined that the fund is not a reporting entity and that the special purpose financial statements should be prepared in accordance with the accounting policies described in Note 1 to the financial statements.

The directors of the trustee company declare that:

- (i) the financial statements and notes to the financial statements for the year ended 30 June 2019 present fairly, in all material respects, the financial position of the superannuation fund at 30 June 2019 and the results of its operations for the year ended on that date in accordance with the accounting policies described in Note 1 to the financial statements;
- (ii) the financial statements and notes to the financial statements have been prepared in accordance with the requirements of the trust deed; and
- (iii) the operation of the superannuation fund has been carried out in accordance with its trust deed and in compliance with the requirements of the Superannuation Industry (Supervision) Act 1993 and associated Regulations during the year ended 30 June 2019.

Specifically, the directors of the trustee company declare that:

- in accordance with s120 of the Superannuation Industry (Supervision) Act 1993, no individual trustee has been or is a disqualified person;
- the fund has satisfactory title to all assets, all assets are unencumbered and free from charge as prescribed by s50 of the Superannuation Industry (Supervision) Act 1993 and reg13.14 of the Superannuation Industry (Supervision) Act 1994; and
- to the knowledge of the directors of the trustee company, there have been no events or transactions subsequent to the balance date which could have a material impact on the fund. Where such events have occurred, the effect of such events has been accounted and noted in the fund's financial statements.

Signed in accordance with a resolution of the directors of the trustee company by:

.....
Sally Richards
Astoday Pty Ltd
Director

Dated this day of

Compass Superfund
Statement of Taxable Income



For the year ended 30 June 2019

	2019
	\$
Benefits accrued as a result of operations	6,257.00
Less	
Increase in MV of investments	5,096.00
Realised Accounting Capital Gains	(1,764.00)
	<u>3,332.00</u>
Add	
Foreign Credits	49.00
	<u>49.00</u>
Taxable Income or Loss	<u>2,974.00</u>
Income Tax on Taxable Income or Loss	446.10
Less	
Foreign Credits	49.46
CURRENT TAX OR REFUND	<u>396.64</u>
Supervisory Levy	259.00
Income Tax Instalments Paid	(411.00)
AMOUNT DUE OR REFUNDABLE	<u>244.64</u>

* Distribution tax components review process has not been completed for the financial year.

Compass Superfund Members Statement

Sally Royal Richards

Your Details

Date of Birth : Provided
 Age: 63
 Tax File Number: Provided
 Date Joined Fund: 18/11/2016
 Service Period Start Date: 01/06/1990
 Date Left Fund:
 Member Code: RICSAL00001A
 Account Start Date 18/11/2016
 Account Phase: Accumulation Phase
 Account Description: Accumulation

Nominated Beneficiaries N/A
 Vested Benefits 83,160
 Total Death Benefit 83,160

Your Balance

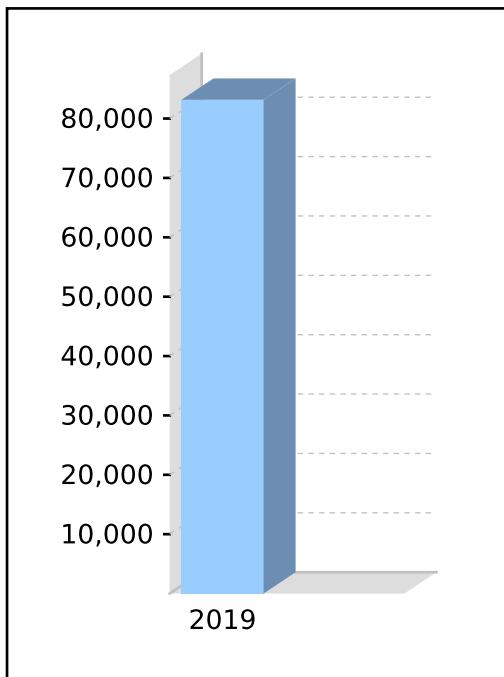
Total Benefits 83,160

Preservation Components

Preserved 83,160
 Unrestricted Non Preserved
 Restricted Non Preserved

Tax Components

Tax Free 1,618
 Taxable 81,542
 Investment Earnings Rate 4%



Your Detailed Account Summary

	This Year
Opening balance at 01/07/2018	77,299
<u>Increases to Member account during the period</u>	
Employer Contributions	3,308
Personal Contributions (Concessional)	
Personal Contributions (Non Concessional)	
Government Co-Contributions	
Other Contributions	
Proceeds of Insurance Policies	
Transfers In	
Net Earnings	2,999
Internal Transfer In	
<u>Decreases to Member account during the period</u>	
Pensions Paid	
Contributions Tax	496
Income Tax	(50)
No TFN Excess Contributions Tax	
Excess Contributions Tax	
Refund Excess Contributions	
Division 293 Tax	
Insurance Policy Premiums Paid	
Management Fees	
Member Expenses	
Benefits Paid/Transfers Out	
Superannuation Surcharge Tax	
Internal Transfer Out	
Closing balance at 30/06/2019	83,160

Compass Superfund Investment Summary Report



As at 30 June 2019

Investment	Units	Market Price	Market Value	Average Cost	Accounting Cost	Unrealised Gain/(Loss)	Gain/(Loss)%	Portfolio Weight%
Cash/Bank Accounts								
CBA Direct Investment Account 6889		54,822.260000	54,822.26	54,822.26	54,822.26			74.16 %
			54,822.26		54,822.26		0.00 %	74.16 %
Managed Investments (Australian)								
SHARELO Sharelord Investor	1.00	19,104.210000	19,104.21	52,132.19	52,132.19	(33,027.98)	(63.35) %	25.84 %
			19,104.21		52,132.19	(33,027.98)	(63.35) %	25.84 %
			73,926.47		106,954.45	(33,027.98)	(30.88) %	100.00 %

Compass Superfund Market Movement Report

As at 30 June 2019

Investment	Date	Description	Unrealised				Realised			Total
			Units	Accounting Cost Movement	Market Movement	Depreciation	Balance	Consideration	Accounting Cost Base	
BTC - BTC										
	02/07/2018	Purchase	0.04	378.08	0.00	0.00	378.08	0.00	0.00	0.00
	02/07/2018	Purchase	0.08	678.82	0.00	0.00	1,056.90	0.00	0.00	0.00
	02/07/2018	Purchase	0.03	232.00	0.00	0.00	1,288.90	0.00	0.00	0.00
	05/07/2018	Disposal	(0.01)	(94.52)	0.00	0.00	1,194.38	96.56	94.52	2.04
	05/07/2018	Disposal	(0.04)	(343.71)	0.00	0.00	850.67	351.12	343.71	7.41
	05/07/2018	Disposal	(0.10)	(850.67)	0.00	0.00	0.00	869.02	850.67	18.35
	27/07/2018	Purchase	0.10	1,061.28	0.00	0.00	1,061.28	0.00	0.00	0.00
	31/07/2018	Purchase	0.13	1,403.54	0.00	0.00	2,464.82	0.00	0.00	0.00
	09/12/2018	Disposal	(0.10)	(1,063.29)	0.00	0.00	1,401.53	489.61	1,063.29	(573.68)
	10/12/2018	Disposal	(0.13)	(1,401.53)	0.00	0.00	0.00	654.08	1,401.53	(747.45)
	03/04/2019	Purchase	0.15	1,014.54	0.00	0.00	1,014.54	0.00	0.00	0.00
	04/04/2019	Purchase	0.10	703.50	0.00	0.00	1,718.04	0.00	0.00	0.00
	05/04/2019	Disposal	(0.15)	(1,041.68)	0.00	0.00	676.36	1,044.75	1,041.68	3.07
	19/04/2019	Purchase	0.15	1,108.01	0.00	0.00	1,784.37	0.00	0.00	0.00
	03/05/2019	Disposal	(0.10)	(738.67)	0.00	0.00	1,045.70	792.92	738.67	54.25
	09/05/2019	Purchase	0.10	869.52	0.00	0.00	1,915.22	0.00	0.00	0.00
	23/05/2019	Disposal	(0.25)	(1,915.22)	0.00	0.00	0.00	2,761.13	1,915.22	845.91
	29/05/2019	Purchase	0.11	1,393.18	0.00	0.00	1,393.18	0.00	0.00	0.00
	29/05/2019	Purchase	0.09	1,134.59	0.00	0.00	2,527.77	0.00	0.00	0.00
	30/05/2019	Purchase	0.03	329.68	0.00	0.00	2,857.45	0.00	0.00	0.00
	30/05/2019	Purchase	0.06	800.91	0.00	0.00	3,658.36	0.00	0.00	0.00
	30/05/2019	Purchase	0.11	1,383.32	0.00	0.00	5,041.68	0.00	0.00	0.00
	30/05/2019	Purchase	0.20	2,512.50	0.00	0.00	7,554.18	0.00	0.00	0.00
	31/05/2019	Disposal	(0.10)	(1,263.89)	0.00	0.00	6,290.29	1,192.61	1,263.89	(71.28)
	03/06/2019	Purchase	0.05	532.80	0.00	0.00	6,823.09	0.00	0.00	0.00
	03/06/2019	Purchase	0.05	648.57	0.00	0.00	7,471.66	0.00	0.00	0.00
	14/06/2019	Disposal	(0.01)	(148.03)	0.00	0.00	7,323.63	143.34	148.03	(4.69)
	14/06/2019	Disposal	(0.14)	(1,740.72)	0.00	0.00	5,582.91	1,688.92	1,740.72	(51.80)
	14/06/2019	Disposal	(0.14)	(1,734.60)	0.00	0.00	3,848.31	1,688.92	1,734.60	(45.68)
	14/06/2019	Disposal	(0.14)	(1,733.71)	0.00	0.00	2,114.60	1,688.92	1,733.71	(44.79)
	14/06/2019	Disposal	(0.17)	(2,114.60)	0.00	0.00	0.00	2,133.03	2,114.60	18.43
	19/06/2019	Purchase	0.10	1,331.62	0.00	0.00	1,331.62	0.00	0.00	0.00
	20/06/2019	Disposal	(0.06)	(862.04)	0.00	0.00	469.58	894.69	862.04	32.65
	20/06/2019	Disposal	(0.04)	(469.58)	0.00	0.00	0.00	487.38	469.58	17.80

Compass Superfund Market Movement Report

As at 30 June 2019

Investment	Date	Description	Unrealised				Realised			Total
			Units	Accounting Cost Movement	Market Movement	Depreciation	Balance	Consideration	Accounting Cost Base	
	30/06/2019		0.00	0.00	0.00	0.00	0.00	16,977.00	17,516.46	(539.46)
EOS - EOS										
	29/05/2019	Purchase	3.00	35.69	0.00	0.00	35.69	0.00	0.00	0.00
	25/06/2019	Disposal	(3.00)	(35.69)	0.00	0.00	0.00	30.03	35.69	(5.66)
	30/06/2019		0.00	0.00	0.00	0.00	0.00	30.03	35.69	(5.66)
ETH - Ethereum- ETH										
	01/07/2018	Opening Balance	2.00	0.00	0.00	0.00	1,217.86	0.00	0.00	0.00
	19/07/2018	Purchase	1.00	649.73	0.00	0.00	1,867.59	0.00	0.00	0.00
	20/07/2018	Purchase	1.00	630.13	0.00	0.00	2,497.72	0.00	0.00	0.00
	02/04/2019	Purchase	10.00	2,256.22	0.00	0.00	4,753.94	0.00	0.00	0.00
	11/04/2019	Disposal	(3.00)	(2,587.72)	0.00	0.00	2,166.22	738.79	2,587.72	(1,848.93)
	11/04/2019	Writeback	0.00	0.00	154.31	0.00	2,320.53	0.00	0.00	0.00
	18/04/2019	Disposal	(2.00)	(855.75)	0.00	0.00	1,464.78	493.52	855.75	(362.23)
	18/04/2019	Writeback	0.00	0.00	102.88	0.00	1,567.66	0.00	0.00	0.00
	06/05/2019	Disposal	(0.03)	(6.32)	0.00	0.00	1,561.34	6.97	6.32	0.65
	06/05/2019	Disposal	(0.09)	(19.74)	0.00	0.00	1,541.60	21.78	19.74	2.04
	06/05/2019	Writeback	0.00	0.00	4.49	0.00	1,546.09	0.00	0.00	0.00
	06/05/2019	Disposal	(0.09)	(19.74)	0.00	0.00	1,526.35	21.78	19.74	2.04
	06/05/2019	Writeback	0.00	0.00	4.49	0.00	1,530.84	0.00	0.00	0.00
	06/05/2019	Disposal	(0.09)	(19.72)	0.00	0.00	1,511.12	21.75	19.72	2.03
	06/05/2019	Writeback	0.00	0.00	4.48	0.00	1,515.60	0.00	0.00	0.00
	06/05/2019	Disposal	(0.09)	(19.74)	0.00	0.00	1,495.86	21.78	19.74	2.04
	06/05/2019	Writeback	0.00	0.00	4.49	0.00	1,500.35	0.00	0.00	0.00
	06/05/2019	Writeback	0.00	0.00	1.44	0.00	1,501.79	0.00	0.00	0.00
	06/05/2019	Disposal	(0.09)	(19.74)	0.00	0.00	1,482.05	21.78	19.74	2.04
	06/05/2019	Writeback	0.00	0.00	4.50	0.00	1,486.55	0.00	0.00	0.00
	06/05/2019	Disposal	(0.09)	(19.74)	0.00	0.00	1,466.81	21.78	19.74	2.04
	06/05/2019	Writeback	0.00	0.00	4.50	0.00	1,471.31	0.00	0.00	0.00
	06/05/2019	Disposal	(0.09)	(19.74)	0.00	0.00	1,451.57	21.78	19.74	2.04
	06/05/2019	Writeback	0.00	0.00	4.50	0.00	1,456.07	0.00	0.00	0.00
	06/05/2019	Disposal	(0.10)	(23.28)	0.00	0.00	1,432.79	25.68	23.28	2.40
	06/05/2019	Writeback	0.00	0.00	5.31	0.00	1,438.10	0.00	0.00	0.00
	06/05/2019	Disposal	(0.09)	(19.74)	0.00	0.00	1,418.36	21.78	19.74	2.04

Compass Superfund
Market Movement Report



As at 30 June 2019

Investment	Date	Description	Unrealised				Realised			Total
			Units	Accounting Cost Movement	Market Movement	Depreciation	Balance	Consideration	Accounting Cost Base	
	06/05/2019	Writeback	0.00	0.00	4.50	0.00	1,422.86	0.00	0.00	0.00
	06/05/2019	Disposal	(0.09)	(19.74)	0.00	0.00	1,403.12	21.78	19.74	2.04
	06/05/2019	Writeback	0.00	0.00	4.50	0.00	1,407.62	0.00	0.00	0.00
	06/05/2019	Disposal	(0.09)	(19.76)	0.00	0.00	1,387.86	21.80	19.76	2.04
	06/05/2019	Writeback	0.00	0.00	4.51	0.00	1,392.37	0.00	0.00	0.00
	06/05/2019	Disposal	(0.09)	(19.74)	0.00	0.00	1,372.63	21.78	19.74	2.04
	06/05/2019	Writeback	0.00	0.00	4.50	0.00	1,377.13	0.00	0.00	0.00
	06/05/2019	Disposal	(0.09)	(19.74)	0.00	0.00	1,357.39	21.78	19.74	2.04
	06/05/2019	Writeback	0.00	0.00	4.50	0.00	1,361.89	0.00	0.00	0.00
	06/05/2019	Disposal	(0.09)	(19.74)	0.00	0.00	1,342.15	21.78	19.74	2.04
	06/05/2019	Writeback	0.00	0.00	4.50	0.00	1,346.65	0.00	0.00	0.00
	06/05/2019	Disposal	(0.09)	(19.74)	0.00	0.00	1,326.91	21.78	19.74	2.04
	06/05/2019	Writeback	0.00	0.00	4.50	0.00	1,331.41	0.00	0.00	0.00
	06/05/2019	Disposal	(0.09)	(19.74)	0.00	0.00	1,311.67	21.78	19.74	2.04
	06/05/2019	Writeback	0.00	0.00	4.50	0.00	1,316.17	0.00	0.00	0.00
	06/05/2019	Disposal	(0.09)	(19.76)	0.00	0.00	1,296.41	21.80	19.76	2.04
	06/05/2019	Writeback	0.00	0.00	4.51	0.00	1,300.92	0.00	0.00	0.00
	06/05/2019	Disposal	(0.09)	(19.74)	0.00	0.00	1,281.18	21.78	19.74	2.04
	06/05/2019	Writeback	0.00	0.00	4.50	0.00	1,285.68	0.00	0.00	0.00
	06/05/2019	Disposal	(0.09)	(19.74)	0.00	0.00	1,265.94	21.78	19.74	2.04
	06/05/2019	Writeback	0.00	0.00	4.50	0.00	1,270.44	0.00	0.00	0.00
	06/05/2019	Disposal	(0.09)	(19.74)	0.00	0.00	1,250.70	21.80	19.74	2.06
	06/05/2019	Writeback	0.00	0.00	4.50	0.00	1,255.20	0.00	0.00	0.00
	06/05/2019	Disposal	(0.09)	(19.74)	0.00	0.00	1,235.46	21.78	19.74	2.04
	06/05/2019	Writeback	0.00	0.00	4.50	0.00	1,239.96	0.00	0.00	0.00
	06/05/2019	Disposal	(0.09)	(19.76)	0.00	0.00	1,220.20	21.80	19.76	2.04
	06/05/2019	Writeback	0.00	0.00	4.51	0.00	1,224.71	0.00	0.00	0.00
	06/05/2019	Disposal	(0.09)	(19.74)	0.00	0.00	1,204.97	21.78	19.74	2.04
	06/05/2019	Writeback	0.00	0.00	4.50	0.00	1,209.47	0.00	0.00	0.00
	06/05/2019	Disposal	(0.09)	(19.74)	0.00	0.00	1,189.73	21.78	19.74	2.04
	06/05/2019	Writeback	0.00	0.00	4.50	0.00	1,194.23	0.00	0.00	0.00
	07/05/2019	Disposal	(0.09)	(21.01)	0.00	0.00	1,173.22	23.17	21.01	2.16
	07/05/2019	Writeback	0.00	0.00	4.77	0.00	1,177.99	0.00	0.00	0.00
	07/05/2019	Disposal	(0.09)	(21.01)	0.00	0.00	1,156.98	23.17	21.01	2.16
	07/05/2019	Writeback	0.00	0.00	4.77	0.00	1,161.75	0.00	0.00	0.00
	07/05/2019	Disposal	(0.28)	(62.16)	0.00	0.00	1,099.59	68.81	62.16	6.65

Market Movement Report

As at 30 June 2019

Investment	Date	Description	Unrealised				Realised			Total
			Units	Accounting Cost Movement	Market Movement	Depreciation	Balance	Consideration	Accounting Cost Base	
	07/05/2019	Writeback	0.00	0.00	14.13	0.00	1,113.72	0.00	0.00	0.00
	07/05/2019	Disposal	(1.72)	(389.09)	0.00	0.00	724.63	430.69	389.09	41.60
	07/05/2019	Writeback	0.00	0.00	88.42	0.00	813.05	0.00	0.00	0.00
	07/05/2019	Disposal	(0.09)	(21.01)	0.00	0.00	792.04	23.17	21.01	2.16
	07/05/2019	Writeback	0.00	0.00	4.80	0.00	796.84	0.00	0.00	0.00
	07/05/2019	Disposal	(2.58)	(581.36)	0.00	0.00	215.48	640.96	581.36	59.60
	07/05/2019	Writeback	0.00	0.00	132.76	0.00	348.24	0.00	0.00	0.00
	10/05/2019	Disposal	(1.00)	(225.62)	0.00	0.00	122.62	249.25	225.62	23.63
	10/05/2019	Writeback	0.00	0.00	51.53	0.00	174.15	0.00	0.00	0.00
	11/05/2019	Disposal	(1.00)	(225.62)	0.00	0.00	(51.47)	254.23	225.62	28.61
	11/05/2019	Writeback	0.00	0.00	51.52	0.00	0.05	0.00	0.00	0.00
	14/05/2019	Purchase	2.50	762.54	0.00	0.00	762.59	0.00	0.00	0.00
	14/05/2019	Purchase	2.00	609.03	0.00	0.00	1,371.62	0.00	0.00	0.00
	14/05/2019	Purchase	3.88	1,180.20	0.00	0.00	2,551.82	0.00	0.00	0.00
	14/05/2019	Purchase	0.12	37.65	0.00	0.00	2,589.47	0.00	0.00	0.00
	14/05/2019	Purchase	2.00	608.02	0.00	0.00	3,197.49	0.00	0.00	0.00
	14/05/2019	Purchase	2.00	604.10	0.00	0.00	3,801.59	0.00	0.00	0.00
	14/05/2019	Purchase	0.60	181.09	0.00	0.00	3,982.68	0.00	0.00	0.00
	14/05/2019	Purchase	0.27	80.22	0.00	0.00	4,062.90	0.00	0.00	0.00
	14/05/2019	Purchase	0.30	90.45	0.00	0.00	4,153.35	0.00	0.00	0.00
	14/05/2019	Purchase	0.83	251.22	0.00	0.00	4,404.57	0.00	0.00	0.00
	23/05/2019	Disposal	(4.00)	(1,219.34)	0.00	0.00	3,185.23	1,391.01	1,219.34	171.67
	23/05/2019	Disposal	(10.50)	(3,185.21)	0.00	0.00	0.02	3,646.18	3,185.21	460.97
	23/05/2019	Writeback	0.00	0.00	2.07	0.00	2.09	0.00	0.00	0.00
	23/05/2019	Writeback	0.00	0.00	(2.06)	0.00	0.03	0.00	0.00	0.00
	29/05/2019	Purchase	3.50	1,373.93	0.00	0.00	1,373.96	0.00	0.00	0.00
	15/06/2019	Purchase	5.00	1,924.57	0.00	0.00	3,298.53	0.00	0.00	0.00
	15/06/2019	Purchase	2.50	962.28	0.00	0.00	4,260.81	0.00	0.00	0.00
	15/06/2019	Purchase	7.50	2,886.86	0.00	0.00	7,147.67	0.00	0.00	0.00
	19/06/2019	Disposal	(10.00)	(3,875.88)	0.00	0.00	3,271.79	3,880.50	3,875.88	4.62
	19/06/2019	Writeback	0.00	0.00	(1.54)	0.00	3,270.25	0.00	0.00	0.00
	19/06/2019	Disposal	(3.00)	(1,154.74)	0.00	0.00	2,115.51	1,164.15	1,154.74	9.41
	19/06/2019	Writeback	0.00	0.00	(0.46)	0.00	2,115.05	0.00	0.00	0.00
	21/06/2019	Disposal	(5.50)	(2,117.02)	0.00	0.00	(1.97)	2,204.53	2,117.02	87.51
	21/06/2019	Writeback	0.00	0.00	2.00	0.00	0.03	0.00	0.00	0.00
	30/06/2019	Revaluation	0.00	0.00	(0.03)	0.00	0.00	0.00	0.00	0.00

Compass Superfund Market Movement Report

As at 30 June 2019

Investment	Date	Description	Unrealised				Realised			Total	
			Units	Accounting Cost Movement	Market Movement	Depreciation	Balance	Consideration	Accounting Cost Base		Accounting Profit/(loss)
	30/06/2019		0.00	(1,937.96)	720.10	0.00	0.00	15,765.77	17,026.20	(1,260.43)	
LTC - LTC											
	19/07/2018	Purchase	0.50	60.04	0.00	0.00	60.04	0.00	0.00	0.00	
	19/07/2018	Purchase	2.50	300.24	0.00	0.00	360.28	0.00	0.00	0.00	
	11/05/2019	Disposal	(3.00)	(360.28)	0.00	0.00	0.00	399.99	360.28	39.71	
	30/06/2019		0.00	0.00	0.00	0.00	0.00	399.99	360.28	39.71	
SHARELO - Sharelord Investor											
	01/07/2018	Opening Balance	1.00	0.00	0.00	0.00	70,163.13	0.00	0.00	0.00	
	16/05/2019	Return Of Capital	0.00	(2,000.00)	0.00	0.00	68,163.13				
	27/06/2019	Return Of Capital	0.00	(54,151.74)	0.00	0.00	14,011.39				
	30/06/2019	Return Of Capital	0.00	(19.93)	0.00	0.00	13,991.46				
	30/06/2019	Instalment	0.00	736.38	0.00	0.00	14,727.84	0.00	0.00	0.00	
	30/06/2019	Return Of Capital	0.00	0.00	0.00	0.00	14,727.84				
	30/06/2019	Revaluation	0.00	0.00	4,376.37	0.00	19,104.21	0.00	0.00	0.00	
	30/06/2019		1.00	(55,435.29)	4,376.37	0.00	19,104.21	0.00	0.00	0.00	
XRP - XRP											
	30/07/2018	Purchase	50.00	30.15	0.00	0.00	30.15	0.00	0.00	0.00	
	21/06/2019	Disposal	(50.00)	(30.15)	0.00	0.00	0.00	32.34	30.15	2.19	
	30/06/2019		0.00	0.00	0.00	0.00	0.00	32.34	30.15	2.19	
Total Market Movement					5,096.47					(1,763.65)	3,332.82

Compass Superfund CGT Register Report

As at 30 June 2019

Investment	Transaction	Contract	CGT	Units	Cost Base	Cost Base Adj	Cost Base Adj	Reduced	Adjusted	Net Other	Net Indexed	Gross	CGT Loss
Date	Date	Date	Transaction			Tax Def	Tax Free	Cost	Cost	Capital	Gain	Discounted	
			Type					Base	Base	Gain		Gain	
Cryptocurrency													
	23/05/2019	23/05/2019	Disposal	(0.10)			0.00	869.52	869.52	234.93			
	23/05/2019	23/05/2019	Disposal	(0.05)			0.00	369.34	369.34	182.89			
	23/05/2019	23/05/2019	Disposal	(0.10)			0.00	676.36	676.36	428.09			
	29/05/2019	29/05/2019	Purchase	0.11	1,393.18								
	29/05/2019	29/05/2019	Purchase	0.09	1,134.59								
	30/05/2019	30/05/2019	Purchase	0.03	329.68								
	30/05/2019	30/05/2019	Purchase	0.06	800.91								
	30/05/2019	30/05/2019	Purchase	0.11	1,383.32								
	30/05/2019	30/05/2019	Purchase	0.20	2,512.50								
	31/05/2019	31/05/2019	Disposal	(0.01)			0.00	129.30	129.30				(7.29)

Compass Superfund CGT Register Report

As at 30 June 2019

Investment	Transaction	Contract	CGT	Units	Cost Base	Cost Base Adj	Cost Base Adj	Reduced Cost	Adjusted Cost	Net Other	Net Indexed	Gross	CGT Loss
Date	Date	Date	Transaction			Tax Def	Tax Free	Base	Base	Capital Gain	Gain	Discounted	
			Type									Gain	
Cryptocurrency													
	31/05/2019	31/05/2019	Disposal	(0.09)			0.00	1,134.59	1,134.59				(63.98)
	03/06/2019	03/06/2019	Purchase	0.05	532.80								
	03/06/2019	03/06/2019	Purchase	0.05	648.57								
	14/06/2019	14/06/2019	Disposal	(0.05)			0.00	532.80	532.80	19.16			
	14/06/2019	14/06/2019	Disposal	(0.03)			0.00	329.68	329.68				(8.69)
	14/06/2019	14/06/2019	Disposal	(0.05)			0.00	648.57	648.57	23.33			
	14/06/2019	14/06/2019	Disposal	(0.02)			0.00	295.18	295.18				(7.77)
	14/06/2019	14/06/2019	Disposal	(0.07)			0.00	933.23	933.23				(24.06)
	14/06/2019	14/06/2019	Disposal	(0.09)			0.00	1,115.86	1,115.86				(35.34)
	14/06/2019	14/06/2019	Disposal	(0.04)			0.00	505.73	505.73				(13.32)

Compass Superfund CGT Register Report



As at 30 June 2019

Investment	Transaction	Contract	CGT	Units	Cost Base	Cost Base Adj	Cost Base Adj	Reduced Cost	Adjusted Cost	Net Other	Net Indexed	Gross	CGT Loss
Date	Date	Date	Transaction			Tax Def	Tax Free	Base	Base	Capital Gain	Gain	Discounted	
			Type									Gain	
Cryptocurrency													
	20/07/2018	20/07/2018	Purchase	1.00	630.13								
	02/04/2019	02/04/2019	Purchase	10.00	2,256.22								
	11/04/2019	11/04/2019	Disposal	(1.00)		0.00		908.88	908.88				(662.62)
	11/04/2019	11/04/2019	Disposal	(1.00)		0.00		1,029.11	1,029.11				(782.85)
	11/04/2019	11/04/2019	Disposal	(1.00)		0.00		649.73	649.73				(403.47)
	18/04/2019	18/04/2019	Disposal	(1.00)		0.00		225.62	225.62	21.14			
	18/04/2019	18/04/2019	Disposal	(1.00)		0.00		630.13	630.13				(383.37)
	06/05/2019	06/05/2019	Disposal	(0.09)		0.00		19.74	19.74	2.04			
	06/05/2019	06/05/2019	Disposal	(0.09)		0.00		19.74	19.74	2.04			
	06/05/2019	06/05/2019	Disposal	(0.09)		0.00		19.72	19.72	2.03			

Compass Superfund CGT Register Report



As at 30 June 2019

Investment	Transaction	Contract	CGT	Units	Cost Base	Cost Base Adj	Cost Base Adj	Reduced	Cost	Adjusted	Cost	Net Other	Net Indexed	Gross	CGT Loss	
	Date	Date	Transaction			Tax Def	Tax Free	Cost	Base	Cost	Base	Capital Gain	Gain	Discounted		
			Type					Base		Base				Gain		
Cryptocurrency																
	06/05/2019	06/05/2019	Disposal	(0.09)		0.00		19.76		19.76		2.04				
	06/05/2019	06/05/2019	Disposal	(0.09)		0.00		19.74		19.74		2.04				
	06/05/2019	06/05/2019	Disposal	(0.09)		0.00		19.74		19.74		2.04				
	06/05/2019	06/05/2019	Disposal	(0.09)		0.00		19.74		19.74		2.04				
	06/05/2019	06/05/2019	Disposal	(0.09)		0.00		19.74		19.74		2.06				
	06/05/2019	06/05/2019	Disposal	(0.03)		0.00		6.32		6.32		0.65				
	06/05/2019	06/05/2019	Disposal	(0.09)		0.00		19.74		19.74		2.04				
	06/05/2019	06/05/2019	Disposal	(0.09)		0.00		19.74		19.74		2.04				
	06/05/2019	06/05/2019	Disposal	(0.09)		0.00		19.74		19.74		2.04				
	06/05/2019	06/05/2019	Disposal	(0.09)		0.00		19.74		19.74		2.04				

Compass Superfund CGT Register Report



As at 30 June 2019

Investment	Transaction	Contract	CGT	Units	Cost Base	Cost Base Adj	Cost Base Adj	Reduced	Cost	Adjusted	Cost	Net Other	Net Indexed	Gross	CGT Loss	
	Date	Date	Transaction			Tax Def	Tax Free	Cost	Base	Cost	Base	Capital Gain	Gain	Discounted		
			Type					Base		Base				Gain		
Cryptocurrency																
	06/05/2019	06/05/2019	Disposal	(0.09)		0.00		19.76		19.76		2.04				
	06/05/2019	06/05/2019	Disposal	(0.09)		0.00		19.74		19.74		2.04				
	06/05/2019	06/05/2019	Disposal	(0.09)		0.00		19.74		19.74		2.04				
	06/05/2019	06/05/2019	Disposal	(0.09)		0.00		19.74		19.74		2.04				
	06/05/2019	06/05/2019	Disposal	(0.09)		0.00		19.74		19.74		2.04				
	06/05/2019	06/05/2019	Disposal	(0.09)		0.00		19.74		19.74		2.04				
	06/05/2019	06/05/2019	Disposal	(0.09)		0.00		19.74		19.74		2.04				
	06/05/2019	06/05/2019	Disposal	(0.10)		0.00		23.28		23.28		2.40				
	06/05/2019	06/05/2019	Disposal	(0.09)		0.00		19.74		19.74		2.04				

Compass Superfund CGT Register Report



As at 30 June 2019

Investment	Transaction	Contract	CGT	Units	Cost Base	Cost Base Adj	Cost Base Adj	Reduced	Cost	Adjusted	Net Other	Net Indexed	Gross	CGT Loss
	Date	Date	Transaction			Tax Def	Tax Free	Cost	Base	Cost	Capital Gain	Gain	Discounted	
			Type					Base	Base	Base			Gain	
Cryptocurrency														
	06/05/2019	06/05/2019	Disposal	(0.09)		0.00		19.76	19.76		2.04			
	06/05/2019	06/05/2019	Disposal	(0.09)		0.00		19.74	19.74		2.04			
	07/05/2019	07/05/2019	Disposal	(0.09)		0.00		21.01	21.01		2.16			
	07/05/2019	07/05/2019	Disposal	(0.28)		0.00		62.16	62.16		6.65			
	07/05/2019	07/05/2019	Disposal	(1.72)		0.00		389.09	389.09		41.60			
	07/05/2019	07/05/2019	Disposal	(0.09)		0.00		21.01	21.01		2.16			
	07/05/2019	07/05/2019	Disposal	(2.58)		0.00		581.36	581.36		59.60			
	07/05/2019	07/05/2019	Disposal	(0.09)		0.00		21.01	21.01		2.16			
	10/05/2019	10/05/2019	Disposal	(1.00)		0.00		225.62	225.62		23.63			
	11/05/2019	11/05/2019	Disposal	(1.00)		0.00		225.62	225.62		28.61			

Compass Superfund CGT Register Report

As at 30 June 2019

Investment	Transaction	Contract	CGT	Units	Cost Base	Cost Base Adj	Cost Base Adj	Reduced Cost	Adjusted Cost	Net Other	Net Indexed	Gross	CGT Loss
	Date	Date	Transaction			Tax Def	Tax Free	Base	Base	Capital Gain	Gain	Discounted	
			Type									Gain	
Cryptocurrency													
	23/05/2019	23/05/2019	Disposal	(0.12)		0.00		37.65	37.65	5.31			
	23/05/2019	23/05/2019	Disposal	(0.27)		0.00		80.22	80.22	12.18			
	23/05/2019	23/05/2019	Disposal	(0.30)		0.00		90.45	90.45	13.73			
	23/05/2019	23/05/2019	Disposal	(2.50)		0.00		762.54	762.54	106.82			
	23/05/2019	23/05/2019	Disposal	(0.83)		0.00		251.22	251.22	38.13			
	23/05/2019	23/05/2019	Disposal	(1.50)		0.00		456.77	456.77	64.84			
	23/05/2019	23/05/2019	Disposal	(0.50)		0.00		152.26	152.26	21.37			
	23/05/2019	23/05/2019	Disposal	(0.00)		0.00		0.02	0.02	0.01			
	23/05/2019	23/05/2019	Disposal	(3.88)		0.00		1,180.20	1,180.20	165.87			
	23/05/2019	23/05/2019	Disposal	(2.00)		0.00		608.02	608.02	86.49			

Compass Superfund CGT Register Report

As at 30 June 2019

Investment	Transaction	Contract	CGT	Units	Cost Base	Cost Base Adj	Cost Base Adj	Reduced Cost	Adjusted Cost	Net Other	Net Indexed	Gross	CGT Loss
Date	Date	Date	Transaction			Tax Def	Tax Free	Base	Base	Capital Gain	Gain	Discounted	
			Type									Gain	
Cryptocurrency													
	23/05/2019	23/05/2019	Disposal	(2.00)		0.00		604.10	604.10	90.41			
	23/05/2019	23/05/2019	Disposal	(0.60)		0.00		181.09	181.09	27.49			
	29/05/2019	29/05/2019	Purchase	3.50	1,373.93								
	15/06/2019	15/06/2019	Purchase	5.00	1,924.57								
	15/06/2019	15/06/2019	Purchase	2.50	962.28								
	15/06/2019	15/06/2019	Purchase	7.50	2,886.86								
	19/06/2019	19/06/2019	Disposal	(3.50)		0.00		1,373.93	1,373.93				(15.76)
	19/06/2019	19/06/2019	Disposal	(2.00)		0.00		769.83	769.83	6.27			
	19/06/2019	19/06/2019	Disposal	(1.00)		0.00		384.91	384.91	3.14			
	19/06/2019	19/06/2019	Disposal	(6.50)		0.00		2,501.95	2,501.95	20.38			

Compass Superfund Investment Income Report

As at 30 June 2019

Investment	Total Income	Franked	Unfranked	Interest/ Other	Franking Credits	Foreign Income	Foreign Credits * 1	Assessable Income	TFN Credits	Other Deductions	Distributed Capital Gains	Non- Assessable Payments
								(Excl. Capital Gains) * 2				
Managed Investments (Australian)												
SHARELO Sharelord Investor	0.00				0.00	0.00	0.00	0.00		0.00	0.00	0.00
SHARELO Sharelord Investor	736.38					736.38	49.46	785.84		0.00		
	736.38				0.00	736.38	49.46	785.84		0.00	0.00	0.00
	736.38				0.00	736.38	49.46	785.84		0.00	0.00	0.00

Assessable Income (Excl. Capital Gains) **785.84**

Net Capital Gain **0.00**

Total Assessable Income 785.84

* 1 Includes foreign credits from foreign capital gains.

* 2 Assessable Income in the SMSF Annual Return will be different as capital gains and losses from disposals of assets have not been included.

For a breakdown of Distributed Capital Gains and Non-Assessable Payments refer to Distributions Reconciliation Report.

Compass Superfund

Realised Capital Gains Report

For The Period 01 July 2018 - 30 June 2019



Investment		Accounting Treatment				Tax Treatment						
Purchase Contract Date	Disposal Contract Date	Units	Cost	Proceeds	Accounting Profit/(Loss)	Adjusted Cost Base	Reduced Cost Base	Indexed Cost Base	Indexed Gains	Discounted Gains (Gross)	Other Gains	Capital Loss
Cryptocurrency												
BTC - BTC												
02/07/2018	05/07/2018	0.01	94.52	96.56	2.04	94.52	94.52	0.00	0.00	0.00	2.04	0.00
02/07/2018	05/07/2018	0.01	60.15	61.45	1.30	60.15	60.15	0.00	0.00	0.00	1.30	0.00
02/07/2018	05/07/2018	0.03	283.56	289.67	6.11	283.56	283.56	0.00	0.00	0.00	6.11	0.00
02/07/2018	05/07/2018	0.07	618.67	632.01	13.34	618.67	618.67	0.00	0.00	0.00	13.34	0.00
02/07/2018	05/07/2018	0.03	232.00	237.01	5.01	232.00	232.00	0.00	0.00	0.00	5.01	0.00
31/07/2018	09/12/2018	0.10	1,063.29	489.61	(573.68)	1,063.29	1,063.29	0.00	0.00	0.00	0.00	(573.68)
31/07/2018	10/12/2018	0.03	340.25	158.56	(181.69)	340.25	340.25	0.00	0.00	0.00	0.00	(181.69)
27/07/2018	10/12/2018	0.10	1,061.28	495.52	(565.76)	1,061.28	1,061.28	0.00	0.00	0.00	0.00	(565.76)
04/04/2019	05/04/2019	0.10	703.50	696.50	(7.00)	703.50	703.50	0.00	0.00	0.00	0.00	(7.00)
03/04/2019	05/04/2019	0.05	338.18	348.25	10.07	338.18	338.18	0.00	0.00	0.00	10.07	0.00
19/04/2019	03/05/2019	0.10	738.67	792.92	54.25	738.67	738.67	0.00	0.00	0.00	54.25	0.00
09/05/2019	23/05/2019	0.10	869.52	1,104.45	234.93	869.52	869.52	0.00	0.00	0.00	234.93	0.00
19/04/2019	23/05/2019	0.05	369.34	552.23	182.89	369.34	369.34	0.00	0.00	0.00	182.89	0.00
03/04/2019	23/05/2019	0.10	676.36	1,104.45	428.09	676.36	676.36	0.00	0.00	0.00	428.09	0.00
29/05/2019	31/05/2019	0.01	129.30	122.00	(7.29)	129.30	129.30	0.00	0.00	0.00	0.00	(7.29)
29/05/2019	31/05/2019	0.09	1,134.59	1,070.61	(63.98)	1,134.59	1,134.59	0.00	0.00	0.00	0.00	(63.98)
30/05/2019	14/06/2019	0.03	329.68	320.99	(8.69)	329.68	329.68	0.00	0.00	0.00	0.00	(8.69)
30/05/2019	14/06/2019	0.02	295.18	287.41	(7.77)	295.18	295.18	0.00	0.00	0.00	0.00	(7.77)
29/05/2019	14/06/2019	0.09	1,115.86	1,080.52	(35.34)	1,115.86	1,115.86	0.00	0.00	0.00	0.00	(35.34)
30/05/2019	14/06/2019	0.04	505.73	492.41	(13.32)	505.73	505.73	0.00	0.00	0.00	0.00	(13.32)
30/05/2019	14/06/2019	0.10	1,228.88	1,196.51	(32.36)	1,228.88	1,228.88	0.00	0.00	0.00	0.00	(32.36)
30/05/2019	14/06/2019	0.13	1,579.27	1,538.54	(40.72)	1,579.27	1,579.27	0.00	0.00	0.00	0.00	(40.72)

Compass Superfund

Realised Capital Gains Report



For The Period 01 July 2018 - 30 June 2019

Investment		Accounting Treatment				Tax Treatment						
Purchase Contract Date	Disposal Contract Date	Units	Cost	Proceeds	Accounting Profit/(Loss)	Adjusted Cost Base	Reduced Cost Base	Indexed Cost Base	Indexed Gains	Discounted Gains (Gross)	Other Gains	Capital Loss
Cryptocurrency												
30/05/2019	14/06/2019	0.01	154.44	150.38	(4.07)	154.44	154.44	0.00	0.00	0.00	0.00	(4.07)
29/05/2019	14/06/2019	0.01	148.03	143.34	(4.69)	148.03	148.03	0.00	0.00	0.00	0.00	(4.69)
03/06/2019	14/06/2019	0.05	532.80	551.96	19.16	532.80	532.80	0.00	0.00	0.00	19.16	0.00
03/06/2019	14/06/2019	0.05	648.57	671.90	23.33	648.57	648.57	0.00	0.00	0.00	23.33	0.00
30/05/2019	14/06/2019	0.07	933.23	909.17	(24.06)	933.23	933.23	0.00	0.00	0.00	0.00	(24.06)
19/06/2019	20/06/2019	0.06	862.04	894.69	32.65	862.04	862.04	0.00	0.00	0.00	32.65	0.00
19/06/2019	20/06/2019	0.04	469.58	487.38	17.80	469.58	469.58	0.00	0.00	0.00	17.80	0.00
		1.68	17,516.47	16,977.00	(539.45)	17,516.47	17,516.47	0.00	0.00	0.00	1,030.97	(1,570.42)
EOS - EOS												
29/05/2019	25/06/2019	3.00	35.69	30.03	(5.66)	35.69	35.69	0.00	0.00	0.00	0.00	(5.66)
		3.00	35.69	30.03	(5.66)	35.69	35.69	0.00	0.00	0.00	0.00	(5.66)
ETH - Ethereum- ETH												
19/07/2018	11/04/2019	1.00	649.73	246.26	(403.47)	649.73	649.73	0.00	0.00	0.00	0.00	(403.47)
11/05/2018	11/04/2019	1.00	908.88	246.26	(662.62)	908.88	908.88	0.00	0.00	0.00	0.00	(662.62)
05/05/2018	11/04/2019	1.00	1,029.11	246.26	(782.85)	1,029.11	1,029.11	0.00	0.00	0.00	0.00	(782.85)
02/04/2019	18/04/2019	1.00	225.62	246.76	21.14	225.62	225.62	0.00	0.00	0.00	21.14	0.00
20/07/2018	18/04/2019	1.00	630.13	246.76	(383.37)	630.13	630.13	0.00	0.00	0.00	0.00	(383.37)
02/04/2019	06/05/2019	0.09	19.74	21.78	2.04	19.74	19.74	0.00	0.00	0.00	2.04	0.00
02/04/2019	06/05/2019	0.09	19.74	21.78	2.04	19.74	19.74	0.00	0.00	0.00	2.04	0.00
02/04/2019	06/05/2019	0.09	19.72	21.75	2.03	19.72	19.72	0.00	0.00	0.00	2.03	0.00
02/04/2019	06/05/2019	0.09	19.74	21.78	2.04	19.74	19.74	0.00	0.00	0.00	2.04	0.00
02/04/2019	06/05/2019	0.03	6.32	6.97	0.65	6.32	6.32	0.00	0.00	0.00	0.65	0.00

Compass Superfund

Realised Capital Gains Report

For The Period 01 July 2018 - 30 June 2019



Investment		Accounting Treatment				Tax Treatment						
Purchase Contract Date	Disposal Contract Date	Units	Cost	Proceeds	Accounting Profit/(Loss)	Adjusted Cost Base	Reduced Cost Base	Indexed Cost Base	Indexed Gains	Discounted Gains (Gross)	Other Gains	Capital Loss
Cryptocurrency												
02/04/2019	06/05/2019	0.09	19.74	21.78	2.04	19.74	19.74	0.00	0.00	0.00	2.04	0.00
02/04/2019	06/05/2019	0.09	19.74	21.78	2.04	19.74	19.74	0.00	0.00	0.00	2.04	0.00
02/04/2019	06/05/2019	0.09	19.74	21.78	2.04	19.74	19.74	0.00	0.00	0.00	2.04	0.00
02/04/2019	06/05/2019	0.10	23.28	25.68	2.40	23.28	23.28	0.00	0.00	0.00	2.40	0.00
02/04/2019	06/05/2019	0.09	19.74	21.78	2.04	19.74	19.74	0.00	0.00	0.00	2.04	0.00
02/04/2019	06/05/2019	0.09	19.74	21.78	2.04	19.74	19.74	0.00	0.00	0.00	2.04	0.00
02/04/2019	06/05/2019	0.09	19.76	21.80	2.04	19.76	19.76	0.00	0.00	0.00	2.04	0.00
02/04/2019	06/05/2019	0.09	19.74	21.78	2.04	19.74	19.74	0.00	0.00	0.00	2.04	0.00
02/04/2019	06/05/2019	0.09	19.74	21.78	2.04	19.74	19.74	0.00	0.00	0.00	2.04	0.00
02/04/2019	06/05/2019	0.09	19.74	21.78	2.04	19.74	19.74	0.00	0.00	0.00	2.04	0.00
02/04/2019	06/05/2019	0.09	19.74	21.78	2.04	19.74	19.74	0.00	0.00	0.00	2.04	0.00
02/04/2019	06/05/2019	0.09	19.74	21.78	2.04	19.74	19.74	0.00	0.00	0.00	2.04	0.00
02/04/2019	06/05/2019	0.09	19.76	21.80	2.04	19.76	19.76	0.00	0.00	0.00	2.04	0.00
02/04/2019	06/05/2019	0.09	19.74	21.78	2.04	19.74	19.74	0.00	0.00	0.00	2.04	0.00
02/04/2019	06/05/2019	0.09	19.74	21.78	2.04	19.74	19.74	0.00	0.00	0.00	2.04	0.00
02/04/2019	06/05/2019	0.09	19.74	21.80	2.06	19.74	19.74	0.00	0.00	0.00	2.06	0.00
02/04/2019	06/05/2019	0.09	19.74	21.78	2.04	19.74	19.74	0.00	0.00	0.00	2.04	0.00
02/04/2019	06/05/2019	0.09	19.76	21.80	2.04	19.76	19.76	0.00	0.00	0.00	2.04	0.00
02/04/2019	06/05/2019	0.09	19.74	21.78	2.04	19.74	19.74	0.00	0.00	0.00	2.04	0.00
02/04/2019	06/05/2019	0.09	19.74	21.78	2.04	19.74	19.74	0.00	0.00	0.00	2.04	0.00
02/04/2019	07/05/2019	0.09	21.01	23.17	2.16	21.01	21.01	0.00	0.00	0.00	2.16	0.00
02/04/2019	07/05/2019	0.09	21.01	23.17	2.16	21.01	21.01	0.00	0.00	0.00	2.16	0.00
02/04/2019	07/05/2019	0.28	62.16	68.81	6.65	62.16	62.16	0.00	0.00	0.00	6.65	0.00

Compass Superfund

Realised Capital Gains Report

For The Period 01 July 2018 - 30 June 2019



Investment		Accounting Treatment				Tax Treatment						
Purchase Contract Date	Disposal Contract Date	Units	Cost	Proceeds	Accounting Profit/(Loss)	Adjusted Cost Base	Reduced Cost Base	Indexed Cost Base	Indexed Gains	Discounted Gains (Gross)	Other Gains	Capital Loss
Cryptocurrency												
02/04/2019	07/05/2019	1.72	389.09	430.69	41.60	389.09	389.09	0.00	0.00	0.00	41.60	0.00
02/04/2019	07/05/2019	0.09	21.01	23.17	2.16	21.01	21.01	0.00	0.00	0.00	2.16	0.00
02/04/2019	07/05/2019	2.58	581.36	640.96	59.60	581.36	581.36	0.00	0.00	0.00	59.60	0.00
02/04/2019	10/05/2019	1.00	225.62	249.25	23.63	225.62	225.62	0.00	0.00	0.00	23.63	0.00
02/04/2019	11/05/2019	1.00	225.62	254.23	28.61	225.62	225.62	0.00	0.00	0.00	28.61	0.00
14/05/2019	23/05/2019	0.12	37.65	42.96	5.31	37.65	37.65	0.00	0.00	0.00	5.31	0.00
14/05/2019	23/05/2019	0.30	90.45	104.18	13.73	90.45	90.45	0.00	0.00	0.00	13.73	0.00
14/05/2019	23/05/2019	0.83	251.22	289.35	38.13	251.22	251.22	0.00	0.00	0.00	38.13	0.00
14/05/2019	23/05/2019	0.50	152.26	173.63	21.37	152.26	152.26	0.00	0.00	0.00	21.37	0.00
14/05/2019	23/05/2019	3.88	1,180.20	1,346.07	165.87	1,180.20	1,180.20	0.00	0.00	0.00	165.87	0.00
14/05/2019	23/05/2019	2.00	608.02	694.51	86.49	608.02	608.02	0.00	0.00	0.00	86.49	0.00
14/05/2019	23/05/2019	2.00	604.10	694.51	90.41	604.10	604.10	0.00	0.00	0.00	90.41	0.00
14/05/2019	23/05/2019	0.60	181.09	208.58	27.49	181.09	181.09	0.00	0.00	0.00	27.49	0.00
14/05/2019	23/05/2019	0.27	80.22	92.40	12.18	80.22	80.22	0.00	0.00	0.00	12.18	0.00
14/05/2019	23/05/2019	2.50	762.54	869.36	106.82	762.54	762.54	0.00	0.00	0.00	106.82	0.00
14/05/2019	23/05/2019	1.50	456.77	521.62	64.84	456.77	456.77	0.00	0.00	0.00	64.84	0.00
02/04/2019	23/05/2019	0.00	0.02	0.03	0.01	0.02	0.02	0.00	0.00	0.00	0.01	0.00
15/06/2019	19/06/2019	6.50	2,501.95	2,522.33	20.38	2,501.95	2,501.95	0.00	0.00	0.00	20.38	0.00
29/05/2019	19/06/2019	3.50	1,373.93	1,358.18	(15.76)	1,373.93	1,373.93	0.00	0.00	0.00	0.00	(15.76)
15/06/2019	19/06/2019	2.00	769.83	776.10	6.27	769.83	769.83	0.00	0.00	0.00	6.27	0.00
15/06/2019	19/06/2019	1.00	384.91	388.05	3.14	384.91	384.91	0.00	0.00	0.00	3.14	0.00
15/06/2019	21/06/2019	3.00	1,154.74	1,202.47	47.73	1,154.74	1,154.74	0.00	0.00	0.00	47.73	0.00
15/06/2019	21/06/2019	2.50	962.28	1,002.06	39.78	962.28	962.28	0.00	0.00	0.00	39.78	0.00

Compass Superfund

Realised Capital Gains Report



For The Period 01 July 2018 - 30 June 2019

Investment		Accounting Treatment				Tax Treatment						
Purchase Contract Date	Disposal Contract Date	Units	Cost	Proceeds	Accounting Profit/(Loss)	Adjusted Cost Base	Reduced Cost Base	Indexed Cost Base	Indexed Gains	Discounted Gains (Gross)	Other Gains	Capital Loss
Cryptocurrency												
		47.00	17,026.19	15,765.78	(1,260.43)	17,026.19	17,026.19	0.00	0.00	0.00	987.64	(2,248.07)
LTC - LTC												
19/07/2018	11/05/2019	0.50	60.04	66.67	6.63	60.04	60.04	0.00	0.00	0.00	6.63	0.00
19/07/2018	11/05/2019	2.50	300.24	333.33	33.09	300.24	300.24	0.00	0.00	0.00	33.09	0.00
		3.00	360.28	400.00	39.72	360.28	360.28	0.00	0.00	0.00	39.72	0.00
XRP - XRP												
30/07/2018	21/06/2019	50.00	30.15	32.34	2.19	30.15	30.15	0.00	0.00	0.00	2.19	0.00
		50.00	30.15	32.34	2.19	30.15	30.15	0.00	0.00	0.00	2.19	0.00
		104.68	34,968.78	33,205.15	(1,763.63)	34,968.78	34,968.78	0.00	0.00	0.00	2,060.52	(3,824.15)
Managed Investments (Australian)												
Sharelord Investor												
		0.00	0.00	0.00	0.00	0.00	0.00	0.00	0.00	0.00	0.00	(12,079.43)
		0.00	0.00	0.00	0.00	0.00	0.00	0.00	0.00	0.00	0.00	(12,079.43)
		0.00	0.00	0.00	0.00	0.00	0.00	0.00	0.00	0.00	0.00	(12,079.43)
		104.68	34,968.78	33,205.15	(1,763.63)	34,968.78	34,968.78	0.00	0.00	0.00	2,060.52	(15,903.58)

Compass Superfund

Unrealised Capital Gains Report



As at 30 June 2019

Investment	Units	Cost	Tax Deferred /Depreciation	CGT Cost Base	Market Value	Projected Profit /Loss	Taxable Profit Indexation	Taxable Profit Discounted	Taxable Profit Notional
Managed Investments (Australian)									
SHARELO - Sharelord Investor	1.00	52,132.19	0.00	52,132.19	19,104.2100	(33,027.98)	0.00	0.00	0.00
		52,132.19	0.00	52,132.19	19,104.2100	(33,027.98)	0.00	0.00	0.00
		52,132.19	0.00	52,132.19	19,104.2100	(33,027.98)	0.00	0.00	0.00

Memorandum of Resolutions of the Director(s) of

Astoday Pty Ltd ACN: 615996793

ATF Compass Superfund

FINANCIAL STATEMENTS OF SUPERANNUATION FUND:

It was resolved that the financial statements would be prepared as special purpose financial statements as, in the opinion of the trustee(s), the Superannuation Fund is a non-reporting entity and therefore is not required to comply with all Australian Accounting Standards.

It was further resolved that the financial statements and notes to the financial statements of the Superannuation Fund in respect of the year ended 30 June 2019 thereon be adopted.

TRUSTEE'S DECLARATION:

It was resolved that the trustee's declaration of the Superannuation Fund be signed.

ANNUAL RETURN:

Being satisfied that the Fund had complied with the requirements of the Superannuation Industry (Supervision) Act 1993 (SISA) and Regulations during the year ended 30 June 2019, it was resolved that the annual return be approved, signed and lodged with the Australian Taxation Office.

TRUST DEED:

It was resolved that the advice received from the Fund's legal adviser confirming that the fund's trust deed is consistent with all relevant superannuation and trust law.

INVESTMENT STRATEGY:

The allocation of the Fund's assets and the Fund's investment performance over the financial year were reviewed and found to be within the acceptable ranges outlined in the investment strategy. After considering the risk, rate of return, diversification and liquidity of the investments and the ability of the Fund to discharge its existing liabilities, it was resolved that the investment strategy continues to reflect the purposes and circumstances of the Fund and its members. Accordingly, no changes in the investment strategy were required.

INVESTMENT – PERSONAL USE:

It was confirmed that no investments or assets were used by the member(s) for personal purposes.

INSURANCE COVER:

The trustee(s) reviewed the current life and total and permanent disability insurance coverage on offer to the members and resolved that the current insurance arrangements were appropriate for the Fund.

ALLOCATION OF INCOME:

It was resolved that the income of the Fund would be allocated to the members based on their average daily balance (an alternative allocation basis may be percentage of opening balance).

INVESTMENT ACQUISITIONS:

It was resolved to ratify the investment acquisitions throughout the financial year ended 30 June 2019.

INVESTMENT DISPOSALS:

It was resolved to ratify the investment disposals throughout the financial year ended 30 June 2019.

AUDITORS:

It was resolved that

Anthony Boys

of

PO Box 3376, RUNDLE MALL, South Australia 5000

act as auditors of the Fund for the next financial year.

Memorandum of Resolutions of the Director(s) of

Astoday Pty Ltd ACN: 615996793

ATF Compass Superfund

TAX AGENTS:

It was resolved that

Mora Wealth Accountants Pty Ltd

act as tax agents of the Fund for the next financial year.

TRUSTEE STATUS:

Each of the trustee(s) confirmed that they are qualified to act as trustee(s) of the Fund and that they are not disqualified persons as defined by s 120 of the SISA.

CONTRIBUTIONS RECEIVED:

It was resolved that the contributions during the year be allocated to members on the basis of the schedule provided by the principal Fund employer.

ACCEPTANCE OF ROLLOVERS:

The trustee has ensured that any rollover made to the Fund, meets the requirements of the Fund's deed and does not breach the superannuation laws in relation to:

1. making rollover between Funds; and,
2. breaching the Fund or the member investment strategy.

The trustee has reviewed the rollover and received advice that the rollover is in accordance with the Trust Deed and the rules of the Fund and the superannuation laws. As such the trustee has resolved to accept the rollover on behalf of the member.

PAYMENT OF BENEFITS:

The trustee has ensured that any payment of benefits made from the Fund, meets the requirements of the Fund's deed and does not breach the superannuation laws in relation to:

1. making payments to members; and,
2. breaching the Fund or the member investment strategy.

The trustee has reviewed the payment of the benefit and received advice that the transfer is in accordance with the Deed and the superannuation laws. As such the trustee has resolved to allow the payment of the benefits on behalf of the member.

CLOSURE:

Signed as a true record –

.....

Sally Richards

/ /

Compass Superfund
Trial Balance



As at 30 June 2019

Last Year	Code	Account Name	Units	Debits	Credits
				\$	\$
	23900	Dividends Received			
	23900/SHARELO	Sharelord Investor			736.38
	24200	Contributions			
(13,087.71)	24200/RICSAL00001A	(Contributions) Richards, Sally - Accumulation			3,307.80
46,395.95	24700	Changes in Market Values of Investments			3,332.82
	28500	Transfers In			
(69.66)	28500/RICSAL00001A	(Transfers In) Richards, Sally - Accumulation			
770.00	30100	Accountancy Fees			
518.00	30400	ATO Supervisory Levy			
429.00	30700	Auditor's Remuneration			
48.00	30800	ASIC Fees		53.00	
3.00	31500	Bank Charges		49.94	
377.08	32900	Consulting fee			
	37500	Investment Expenses			
997.00	37500/SHARELO	Sharelord Investor		997.00	
1,405.82	37900	Interest Paid		19.93	
1,281.00	48500	Income Tax Expense		396.64	
(39,067.48)	49000	Profit/Loss Allocation Account		5,860.49	
	50010	Opening Balance			
(116,366.82)	50010/RICSAL00001A	(Opening Balance) Richards, Sally - Accumulation			77,299.34
	52420	Contributions			
(13,087.71)	52420/RICSAL00001A	(Contributions) Richards, Sally - Accumulation			3,307.80
	52850	Transfers In			
(69.66)	52850/RICSAL00001A	(Transfers In) Richards, Sally - Accumulation			0.00
	53100	Share of Profit/(Loss)			
50,943.85	53100/RICSAL00001A	(Share of Profit/(Loss)) Richards, Sally - Accumulation			2,998.79
	53330	Income Tax			
(682.16)	53330/RICSAL00001A	(Income Tax) Richards, Sally - Accumulation			50.07
	53800	Contributions Tax			

Trial Balance

As at 30 June 2019

Last Year	Code	Account Name	Units	Debits \$	Credits \$
1,963.16	53800/RICSAL00001A	(Contributions Tax) Richards, Sally - Accumulation		496.17	
	60400	Bank Accounts			
4,090.55	60400/CBA10696889	CBA Direct Investment Account 6889		54,822.26	
3,108.80	60400/Indepen	Independent Reserve			0.00
	68000	Sundry Debtors		10,500.00	
	70040	Cryptocurrency			
1,217.86	70040/ETH	Ethereum- ETH	0.0000		0.00
	74700	Managed Investments (Australian)			
70,163.13	74700/SHARELO	Sharelord Investor	1.0000	19,104.21	
(1,281.00)	85000	Income Tax Payable/Refundable			1,266.64
				92,299.64	92,299.64

Current Year Profit/(Loss): 6,257.13

Signature as prescribed in tax return

Self-managed superannuation fund annual return 2019

Who should complete this annual return?

Only self-managed superannuation funds (SMSFs) can complete this annual return. All other funds must complete the *Fund income tax return 2019* (NAT 71287).

- ❗ The *Self-managed superannuation fund annual return instructions 2019* (NAT 71606) (the instructions) can assist you to complete this annual return.
- ⊖ The SMSF annual return cannot be used to notify us of a change in fund membership. You must update fund details via ABR.gov.au or complete the Change of details for superannuation entities form (NAT 3036).

To complete this annual return

- Print clearly, using a BLACK pen only.
- Use BLOCK LETTERS and print one character per box.

\$	M	/	T	#		\$	T				
----	---	---	---	---	--	----	---	--	--	--	--
- Place in ALL applicable boxes.

➤ Postal address for annual returns:

Australian Taxation Office
GPO Box 9845
 [insert the name and postcode
 of your capital city]

For example;

Australian Taxation Office
GPO Box 9845
SYDNEY NSW 2001

Section A: Fund information

1 Tax file number (TFN)

➤ To assist processing, write the fund's TFN at the top of pages 3, 5, 7 and 9.

- ❗ The ATO is authorised by law to request your TFN. You are not obliged to quote your TFN but not quoting it could increase the chance of delay or error in processing your annual return. See the Privacy note in the Declaration.

2 Name of self-managed superannuation fund (SMSF)

Compass Superfund

3 Australian business number (ABN) (if applicable)

4 Current postal address

17 Hokin Street

Suburb/town

WILLAGEE

State/territory

WA

Postcode

6156

5 Annual return status

Is this an amendment to the SMSF's 2019 return?

A No Yes

Is this the first required return for a newly registered SMSF?

B No Yes

Signature as prescribed in tax return

Tax File Number

Provided

6 SMSF auditor

Auditor's name

Title: Mr Mrs Miss Ms Other

Family name

Boys

First given name

Anthony

Other given names

William

SMSF Auditor Number

100014140

Auditor's phone number

61410712708

Postal address

PO Box 3376

Suburb/town

RUNDLE MALL

State/territory

SA

Postcode

5000

Date audit was completed **A** / / Was Part A of the audit report qualified? **B** No Yes Was Part B of the audit report qualified? **C** No Yes If the audit report was qualified, have the reported issues been rectified? **D** No Yes **7 Electronic funds transfer (EFT)**

We need your self-managed super fund's financial institution details to pay any super payments and tax refunds owing to you.

A Fund's financial institution account details

This account is used for super contributions and rollovers. Do not provide a tax agent account here.

Fund BSB number Fund account number

Fund account name

Compass Superfund

I would like my tax refunds made to this account. Go to C.**B Financial institution account details for tax refunds**

This account is used for tax refunds. You can provide a tax agent account here.

BSB number Account number

Account name

C Electronic service address aliasProvide the electronic service address alias (ESA) issued by your SMSF messaging provider.
(For example, SMSFdataESAAlias). See instructions for more information.

Signature as prescribed in tax return

Tax File Number

Provided

- 8 Status of SMSF** Australian superannuation fund **A** No Yes Fund benefit structure **B** **A** Code
- Does the fund trust deed allow acceptance of the Government's Super Co-contribution and Low Income Super Amounts? **C** No Yes

9 Was the fund wound up during the income year?

- No Yes If yes, provide the date on which the fund was wound up / / Have all tax lodgment and payment obligations been met? No Yes

10 Exempt current pension income

Did the fund pay retirement phase superannuation income stream benefits to one or more members in the income year?

- To claim a tax exemption for current pension income, you must pay at least the minimum benefit payment under the law. Record exempt current pension income at Label A.

No Go to Section B: Income.Yes Exempt current pension income amount **A** \$

Which method did you use to calculate your exempt current pension income?

Segregated assets method **B** Unsegregated assets method **C** Was an actuarial certificate obtained? **D** Yes

Did the fund have any other income that was assessable?

E Yes Go to Section B: Income.No Choosing 'No' means that you do not have any assessable income, including no-TFN quoted contributions. Go to Section C: Deductions and non-deductible expenses. (Do **not** complete Section B: Income.)

- If you are entitled to claim any tax offsets, you can list these at Section D: Income tax calculation statement.

Signature as prescribed in tax return

Tax File Number **Provided**

Section B: Income

Do not complete this section if all superannuation interests in the SMSF were supporting superannuation income streams in the retirement phase for the **entire year**, there was **no** other income that was assessable, and you **have not** realised a deferred notional gain. If you are entitled to claim any tax offsets, you can record these at Section D: Income tax calculation statement.

11 Income

Did you have a capital gains tax (CGT) event during the year?

G No Yes

If the total capital loss or total capital gain is greater than \$10,000 or you elected to use the transitional CGT relief in 2017 and the deferred notional gain has been realised, complete and attach a *Capital gains tax (CGT) schedule 2019*.

Have you applied an exemption or rollover?

M No Yes

Code

Net capital gain **A** \$

Gross rent and other leasing and hiring income **B** \$

Gross interest **C** \$

Forestry managed investment scheme income **X** \$

Gross foreign income	D1 \$ <input type="text" value="785"/>	Net foreign income	D \$ <input type="text" value="785"/>	Loss <input type="checkbox"/>
----------------------	---	--------------------	--	-------------------------------

Australian franking credits from a New Zealand company **E** \$

Transfers from foreign funds **F** \$

Number

Gross payments where ABN not quoted **H** \$

Gross distribution from partnerships **I** \$

Loss

Calculation of assessable contributions	
Assessable employer contributions	
R1 \$	<input type="text" value="3,307"/>
plus Assessable personal contributions	
R2 \$	<input type="text"/>
plus **No-TFN-quoted contributions	
R3 \$	<input type="text" value="0"/>
<i>(an amount must be included even if it is zero)</i>	
less Transfer of liability to life insurance company or PST	
R6 \$	<input type="text"/>

*Unfranked dividend amount **J** \$

*Franked dividend amount **K** \$

*Dividend franking credit **L** \$

*Gross trust distributions **M** \$

Code

Assessable contributions **R** \$
(**R1** plus **R2** plus **R3** less **R6**)

Calculation of non-arm's length income	
*Net non-arm's length private company dividends	
U1 \$	<input type="text"/>
plus *Net non-arm's length trust distributions	
U2 \$	<input type="text"/>
plus *Net other non-arm's length income	
U3 \$	<input type="text"/>

*Other income **S** \$

*Assessable income due to changed tax status of fund **T** \$

Code

Net non-arm's length income **U** \$
(subject to 45% tax rate) (**U1** plus **U2** plus **U3**)

#This is a mandatory label.
*If an amount is entered at this label, check the instructions to ensure the correct tax treatment has been applied.

GROSS INCOME (Sum of labels A to U)	W \$ <input type="text" value="4,092"/>	Loss <input type="checkbox"/>
---	--	-------------------------------

Exempt current pension income **Y** \$

TOTAL ASSESSABLE INCOME (W less Y)	V \$ <input type="text" value="4,092"/>	Loss <input type="checkbox"/>
---	--	-------------------------------

Signature as prescribed in tax return

Tax File Number

Provided

Section C: Deductions and non-deductible expenses

12 Deductions and non-deductible expenses

Under 'Deductions' list all expenses and allowances you are entitled to claim a deduction for. Under 'Non-deductible expenses', list all other expenses or normally allowable deductions that you cannot claim as a deduction (for example, all expenses related to exempt current pension income should be recorded in the 'Non-deductible expenses' column).

DEDUCTIONS		NON-DEDUCTIBLE EXPENSES	
Interest expenses within Australia	A1 \$ <input type="text" value="19"/>	A2 \$ <input type="text"/>	
Interest expenses overseas	B1 \$ <input type="text"/>	B2 \$ <input type="text"/>	
Capital works expenditure	D1 \$ <input type="text"/>	D2 \$ <input type="text"/>	
Decline in value of depreciating assets	E1 \$ <input type="text"/>	E2 \$ <input type="text"/>	
Insurance premiums – members	F1 \$ <input type="text"/>	F2 \$ <input type="text"/>	
Death benefit increase	G1 \$ <input type="text"/>		
SMSF auditor fee	H1 \$ <input type="text"/>	H2 \$ <input type="text"/>	
Investment expenses	I1 \$ <input type="text" value="997"/>	I2 \$ <input type="text"/>	
Management and administration expenses	J1 \$ <input type="text" value="102"/>	J2 \$ <input type="text"/>	
Forestry managed investment scheme expense	U1 \$ <input type="text"/>	U2 \$ <input type="text"/>	
Other amounts	L1 \$ <input type="text"/>	L2 \$ <input type="text"/>	
Tax losses deducted	M1 \$ <input type="text"/>		
TOTAL DEDUCTIONS N \$ <input type="text" value="1,118"/> (Total A1 to M1)		TOTAL NON-DEDUCTIBLE EXPENSES Y \$ <input type="text"/> (Total A2 to L2)	
#TAXABLE INCOME OR LOSS O \$ <input type="text" value="2,974"/> (TOTAL ASSESSABLE INCOME less TOTAL DEDUCTIONS)		TOTAL SMSF EXPENSES Z \$ <input type="text" value="1,118"/> (N plus Y)	

*This is a mandatory label.

Signature as prescribed in tax return

Tax File Number

Provided

Section D: Income tax calculation statement

#Important:

Section B label **R3**, Section C label **O** and Section D labels **A, T1, J, T5** and **I** are mandatory. If you leave these labels blank, you will have specified a zero amount.

13 Calculation statement

Please refer to the *Self-managed superannuation fund annual return instructions 2019* on how to complete the calculation statement.

#Taxable income	A \$	<input type="text" value="2,974"/>
		<i>(an amount must be included even if it is zero)</i>
#Tax on taxable income	T1 \$	<input type="text" value="446.10"/>
		<i>(an amount must be included even if it is zero)</i>
#Tax on no-TFN-quoted contributions	J \$	<input type="text" value="0.00"/>
		<i>(an amount must be included even if it is zero)</i>
Gross tax	B \$	<input type="text" value="446.10"/>
		<i>(T1 plus J)</i>

Foreign income tax offset	C1 \$	<input type="text" value="49.46"/>	Non-refundable non-carry forward tax offsets	C \$	<input type="text" value="49.46"/>
Rebates and tax offsets	C2 \$	<input type="text"/>			<i>(C1 plus C2)</i>

SUBTOTAL 1

T2 \$

(B less C – cannot be less than zero)

Early stage venture capital limited partnership tax offset	D1 \$	<input type="text" value="0.00"/>	Non-refundable carry forward tax offsets	D \$	<input type="text" value="0.00"/>
Early stage venture capital limited partnership tax offset carried forward from previous year	D2 \$	<input type="text" value="0.00"/>			
Early stage investor tax offset	D3 \$	<input type="text" value="0.00"/>			
Early stage investor tax offset carried forward from previous year	D4 \$	<input type="text" value="0.00"/>			
			SUBTOTAL 2	T3 \$	<input type="text" value="396.64"/>
			<i>(T2 less D – cannot be less than zero)</i>		

Complying fund's franking credits tax offset	E1 \$	<input type="text"/>	Refundable tax offsets	E \$	<input type="text"/>
No-TFN tax offset	E2 \$	<input type="text"/>			
National rental affordability scheme tax offset	E3 \$	<input type="text"/>			
Exploration credit tax offset	E4 \$	<input type="text" value="0.00"/>			
			<i>(E1 plus E2 plus E3 plus E4)</i>		

#TAX PAYABLE T5 \$	<input type="text" value="396.64"/>
	<i>(T3 less E – cannot be less than zero)</i>

Section 102AAM interest charge

G \$

Signature as prescribed in tax return

Tax File Number

Provided

Credit for interest on early payments – amount of interest	H1 \$ <input type="text"/>
Credit for tax withheld – foreign resident withholding (excluding capital gains)	H2 \$ <input type="text"/>
Credit for tax withheld – where ABN or TFN not quoted (non-individual)	H3 \$ <input type="text"/>
Credit for TFN amounts withheld from payments from closely held trusts	H5 \$ <input type="text"/> 0.00
Credit for interest on no-TFN tax offset	H6 \$ <input type="text"/>
Credit for foreign resident capital gains withholding amounts	H8 \$ <input type="text"/> 0.00
Eligible credits	H \$ <input type="text"/>
	<i>(H1 plus H2 plus H3 plus H5 plus H6 plus H8)</i>

#Tax offset refunds (Remainder of refundable tax offsets)	I \$ <input type="text"/> 0.00
	<i>(unused amount from label E – an amount must be included even if it is zero)</i>

PAYG instalments raised

K \$ 411.00

Supervisory levy

L \$ 259.00

Supervisory levy adjustment for wound up funds

M \$

Supervisory levy adjustment for new funds

N \$

AMOUNT DUE OR REFUNDABLE A positive amount at S is what you owe, while a negative amount is refundable to you.	S \$ <input type="text"/> 244.64
	<i>(T5 plus G less H less I less K plus L less M plus N)</i>

#This is a mandatory label.

Section E: Losses

14 Losses

! If total loss is greater than \$100,000, complete and attach a *Losses schedule 2019*.

Tax losses carried forward to later income years **U \$**

Net capital losses carried forward to later income years **V \$** 93,775

Signature as prescribed in tax return

Tax File Number

Section F: Member information

MEMBER 1

Title: Mr Mrs Miss Ms Other

Family name

First given name Other given names

Member's TFN See the Privacy note in the Declaration. Date of birth

Contributions OPENING ACCOUNT BALANCE \$

I Refer to instructions for completing these labels.

- Employer contributions
A \$
- ABN of principal employer
A1
- Personal contributions
B \$
- CGT small business retirement exemption
C \$
- CGT small business 15-year exemption amount
D \$
- Personal injury election
E \$
- Spouse and child contributions
F \$
- Other third party contributions
G \$

- Proceeds from primary residence disposal
H \$
- Receipt date Day / Month / Year
H1 / /
- Assessable foreign superannuation fund amount
I \$
- Non-assessable foreign superannuation fund amount
J \$
- Transfer from reserve: assessable amount
K \$
- Transfer from reserve: non-assessable amount
L \$
- Contributions from non-complying funds and previously non-complying funds
T \$
- Any other contributions (including Super Co-contributions and Low Income Super Amounts)
M \$

TOTAL CONTRIBUTIONS N \$
(Sum of labels **A** to **M**)

Other transactions

- Accumulation phase account balance
S1 \$
- Retirement phase account balance - Non CDBIS
S2 \$
- Retirement phase account balance - CDBIS
S3 \$

- Allocated earnings or losses **O** \$ Loss
- Inward rollovers and transfers **P** \$
- Outward rollovers and transfers **Q** \$
- Lump Sum payments **R1** \$ Code
- Income stream payments **R2** \$ Code

TRIS Count

CLOSING ACCOUNT BALANCE S \$
(**S1** plus **S2** plus **S3**)

- Accumulation phase value **X1** \$
- Retirement phase value **X2** \$
- Outstanding limited recourse borrowing arrangement amount **Y** \$

Signature as prescribed in tax return

Tax File Number

Provided

Section H: Assets and liabilities

15 ASSETS

15a Australian managed investments

Listed trusts **A** \$

Unlisted trusts **B** \$

Insurance policy **C** \$

Other managed investments **D** \$

15b Australian direct investments

Cash and term deposits **E** \$

Limited recourse borrowing arrangements

Australian residential real property

J1 \$

Australian non-residential real property

J2 \$

Overseas real property

J3 \$

Australian shares

J4 \$

Overseas shares

J5 \$

Other

J6 \$

Debt securities **F** \$

Loans **G** \$

Listed shares **H** \$

Unlisted shares **I** \$

Limited recourse borrowing arrangements **J** \$

Non-residential real property **K** \$

Residential real property **L** \$

Collectables and personal use assets **M** \$

Other assets **O** \$

15c Other investments

Crypto-Currency **N** \$

15d Overseas direct investments

Overseas shares **P** \$

Overseas non-residential real property **Q** \$

Overseas residential real property **R** \$

Overseas managed investments **S** \$

Other overseas assets **T** \$

TOTAL AUSTRALIAN AND OVERSEAS ASSETS U \$
(Sum of labels **A** to **T**)

15e In-house assets

Did the fund have a loan to, lease to or investment in, related parties (known as in-house assets) at the end of the income year?

A No Yes

\$

15f Limited recourse borrowing arrangements

If the fund had an LRBA were the LRBA borrowings from a licensed financial institution?

A No Yes

Did the members or related parties of the fund use personal guarantees or other security for the LRBA?

B No Yes

Signature as prescribed in tax return

Tax File Number

16 LIABILITIES

Borrowings for limited recourse borrowing arrangements	V1 \$ <input type="text"/>	
Permissible temporary borrowings	V2 \$ <input type="text"/>	
Other borrowings	V3 \$ <input type="text"/>	
	Borrowings	V \$ <input type="text"/>
Total member closing account balances (total of all CLOSING ACCOUNT BALANCES from Sections F and G)		W \$ <input type="text" value="83,160"/>
	Reserve accounts	X \$ <input type="text"/>
	Other liabilities	Y \$ <input type="text" value="1,266"/>
TOTAL LIABILITIES		Z \$ <input type="text" value="84,426"/>

Section I: Taxation of financial arrangements

17 Taxation of financial arrangements (TOFA)

Total TOFA gains **H \$**

Total TOFA losses **I \$**

Section J: Other information

Family trust election status

If the trust or fund has made, or is making, a family trust election, write the four-digit **income year specified** of the election (for example, for the 2018–19 income year, write **2019**). **A**

If revoking or varying a family trust election, print **R** for revoke or print **V** for variation, and complete and attach the *Family trust election, revocation or variation 2019*. **B**

Interposed entity election status

If the trust or fund has an existing election, write the earliest income year specified. If the trust or fund is making one or more elections this year, write the earliest income year being specified and complete an *Interposed entity election or revocation 2019* for each election. **C**

If revoking an interposed entity election, print **R**, and complete and attach the *Interposed entity election or revocation 2019*. **D**

Signature as prescribed in tax return

Tax File Number

Provided

Section K: Declarations

Penalties may be imposed for false or misleading information in addition to penalties relating to any tax shortfalls.

Important

Before making this declaration check to ensure that all income has been disclosed and the annual return, all attached schedules and any additional documents are true and correct in every detail. If you leave labels blank, you will have specified a zero amount or the label was not applicable to you. If you are in doubt about any aspect of the annual return, place all the facts before the ATO.

Privacy

The ATO is authorised by the *Taxation Administration Act 1953* to request the provision of tax file numbers (TFNs). We will use the TFN to identify the entity in our records. It is not an offence not to provide the TFN. However if you do not provide the TFN, the processing of this form may be delayed.

Taxation law authorises the ATO to collect information and disclose it to other government agencies. For information about your privacy go to ato.gov.au/privacy

TRUSTEE'S OR DIRECTOR'S DECLARATION:

I declare that, the current trustees and directors have authorised this annual return and it is documented as such in the SMSF's records. I have received a copy of the audit report (if required) and are aware of any matters raised therein. The information on this annual return, including any attached schedules and additional documentation is true and correct.

Authorised trustee's, director's or public officer's signature

Date / /

Preferred trustee or director contact details:

Title: Mr Mrs Miss Ms Other

Family name

First given name

Other given names

Phone number

Email address

Non-individual trustee name (if applicable)

ABN of non-individual trustee

Time taken to prepare and complete this annual return Hrs

i The Commissioner of Taxation, as Registrar of the Australian Business Register, may use the ABN and business details which you provide on this annual return to maintain the integrity of the register. For further information, refer to the instructions.

TAX AGENT'S DECLARATION:

I declare that the *Self-managed superannuation fund annual return 2019* has been prepared in accordance with information provided by the trustees, that the trustees have given me a declaration stating that the information provided to me is true and correct, and that the trustees have authorised me to lodge this annual return.

Tax agent's signature

Date / /

Tax agent's contact details

Title: Mr Mrs Miss Ms Other

Family name

First given name

Other given names

Tax agent's practice

Tax agent's phone number

Reference number

Tax agent number

Capital gains tax (CGT) schedule

2019

When completing this form

- Print clearly, using a black or dark blue pen only.
 - Use BLOCK LETTERS and print one character in each box.
- S M I T H S T
- Do not use correction fluid or covering stickers.
 - Sign next to any corrections with your **full signature** (not initials).

- Use in conjunction with company, trust, fund income tax return or the self-managed superannuation fund annual return.
- Refer to the *Guide to capital gains tax 2019* available on our website at ato.gov.au for instructions on how to complete this schedule.

Tax file number (TFN)

! We are authorised by law to request your TFN. You do not have to quote your TFN. However, if you don't it could increase the chance of delay or error in processing your form.

Australian business number (ABN)

Taxpayer's name

1 Current year capital gains and capital losses

	Capital gain		Capital loss
Shares in companies listed on an Australian securities exchange	A \$ <input type="text"/>	K \$	<input type="text"/>
Other shares	B \$ <input type="text"/>	L \$	<input type="text"/>
Units in unit trusts listed on an Australian securities exchange	C \$ <input type="text"/>	M \$	<input type="text" value="12,079"/>
Other units	D \$ <input type="text"/>	N \$	<input type="text"/>
Real estate situated in Australia	E \$ <input type="text"/>	O \$	<input type="text"/>
Other real estate	F \$ <input type="text"/>	P \$	<input type="text"/>
Amount of capital gains from a trust (including a managed fund)	G \$ <input type="text"/>		
Collectables	H \$ <input type="text"/>	Q \$	<input type="text"/>
Other CGT assets and any other CGT events	I \$ <input type="text" value="2,060"/>	R \$	<input type="text" value="3,824"/>
Amount of capital gain previously deferred under transitional CGT relief for superannuation funds	S \$ <input type="text" value="0"/>		
Total current year capital gains	J \$ <input type="text" value="2,060"/>		

Add the amounts at labels **K** to **R** and write the total in item 2 label **A – Total current year capital losses**.

Signature as prescribed in tax return Tax File Number

2 Capital losses

Total current year capital losses **A \$**

Total current year capital losses applied **B \$**

Total prior year net capital losses applied **C \$**

Total capital losses transferred in applied (only for transfers involving a foreign bank branch or permanent establishment of a foreign financial entity) **D \$**

Total capital losses applied **E \$**

Add amounts at B, C and D.

3 Unapplied net capital losses carried forward

Net capital losses from collectables carried forward to later income years **A \$**

Other net capital losses carried forward to later income years **B \$**

Add amounts at A and B and transfer the total to label V – Net capital losses carried forward to later income years on your tax return.

4 CGT discount

Total CGT discount applied **A \$**

5 CGT concessions for small business

Small business active asset reduction **A \$**

Small business retirement exemption **B \$**

Small business rollover **C \$**

Total small business concessions applied **D \$**

6 Net capital gain

Net capital gain **A \$**

1J less 2E less 4A less 5D (cannot be less than zero). Transfer the amount at A to label A – Net capital gain on your tax return.

Signature as prescribed in tax return

Tax File Number

Provided

7 Earnout arrangements

Are you a party to an earnout arrangement? **A** Yes, as a buyer Yes, as a seller No
 (Print in the appropriate box.)

! If you are a party to more than one earnout arrangement, copy and attach a separate sheet to this schedule providing the details requested here for each additional earnout arrangement.

How many years does the earnout arrangement run for? **B**

What year of that arrangement are you in? **C**

If you are the seller, what is the total estimated capital proceeds from the earnout arrangement? **D** \$

Amount of any capital gain or loss you made under your non-qualifying arrangement in the income year. **E** \$ / ^{LOSS}

! **Request for amendment**

If you received or provided a financial benefit under a look-through earnout right created in an earlier income year and you wish to seek an amendment to that earlier income year, complete the following:

Income year earnout right created **F**

Amended net capital gain or capital losses carried forward **G** \$ / ^{LOSS}

8 Other CGT information required (if applicable)

Small business 15 year exemption – exempt capital gains **A** \$ / ^{CODE}

Capital gains disregarded by a foreign resident **B** \$

Capital gains disregarded as a result of a scrip for scrip rollover **C** \$

Capital gains disregarded as a result of an inter-company asset rollover **D** \$

Capital gains disregarded by a demerging entity **E** \$

Signature as prescribed in tax return

Tax File Number

Provided

Taxpayer's declaration

! If the schedule is not lodged with the income tax return you are required to sign and date the schedule.

Important

Before making this declaration check to ensure that all the information required has been provided on this form and any attachments to this form, and that the information provided is true and correct in every detail. If you are in doubt about any aspect of the tax return, place all the facts before the ATO. The income tax law imposes heavy penalties for false or misleading statements.

Privacy

Taxation law authorises the ATO to collect information and disclose it to other government agencies. This includes personal information of the person authorised to sign the declaration. For information about your privacy go to ato.gov.au/privacy

I declare that the information on this form is true and correct.

Signature

Date

Day

Month

Year

/

/

Contact name

Sally Royal Richards

Daytime contact number (include area code)

0893317553

Losses schedule

2019

Companies and trusts that do not join consolidated groups should complete and attach this schedule to their 2019 tax return.

Superannuation funds should complete and attach this schedule to their 2019 tax return.

Print neatly in BLOCK LETTERS with a black or blue ballpoint pen only. Print one letter or number in each box. Do not use correction fluid or tape.

Place in all applicable boxes.

Refer to *Losses schedule instructions 2019*, available on our website ato.gov.au for instructions on how to complete this schedule.

Tax file number (TFN)

Provided

Name of entity

Compass Superfund

Australian business number

82807949829

Part A – Losses carried forward to the 2019–20 income year – excludes film losses

1 Tax losses carried forward to later income years

Year of loss	
2018–19	B <input type="text"/>
2017–18	C <input type="text"/>
2016–17	D <input type="text"/>
2015–16	E <input type="text"/>
2014–15	F <input type="text"/>
2013–14 and earlier income years	G <input type="text"/>
Total	U <input type="text"/>

Transfer the amount at **U** to the **Tax losses carried forward to later income years** label on your tax return.

2 Net capital losses carried forward to later income years

Year of loss	
2018–19	H <input type="text" value="13,843"/>
2017–18	I <input type="text" value="79,932"/>
2016–17	J <input type="text"/>
2015–16	K <input type="text"/>
2014–15	L <input type="text"/>
2013–14 and earlier income years	M <input type="text"/>
Total	V <input type="text" value="93,775"/>

Transfer the amount at **V** to the **Net capital losses carried forward to later income years** label on your tax return.

Signature as prescribed in tax return

Tax File Number **Provided**

Part B – Ownership and business continuity test – company and listed widely held trust only

Complete item 3 of **Part B** if a loss is being carried forward to later income years and the business continuity test has to be satisfied in relation to that loss.

Do not complete items 1 or 2 of **Part B** if, in the 2018–19 income year, no loss has been claimed as a deduction, applied against a net capital gain or, in the case of companies, losses have not been transferred in or out.

1 Whether continuity of majority ownership test passed

Note: If the entity has deducted, applied, transferred in or transferred out (as applicable) in the 2018–19 income year a loss incurred in any of the listed years, print **X** in the **Yes** or **No** box to indicate whether the entity has satisfied the continuity of majority ownership test in respect of that loss.

Year of loss

- 2018–19 **A** Yes No
- 2017–18 **B** Yes No
- 2016–17 **C** Yes No
- 2015–16 **D** Yes No
- 2014–15 **E** Yes No
- 2013–14 and earlier income years **F** Yes No

2 Amount of losses deducted/applied for which the continuity of majority ownership test is not passed but the business continuity test is satisfied – excludes film losses

Tax losses **G**

Net capital losses **H**

3 Losses carried forward for which the business continuity test must be satisfied before they can be deducted/applied in later years – excludes film losses

Tax losses **I**

Net capital losses **J**

4 Do current year loss provisions apply?

Is the company required to calculate its taxable income or tax loss for the year under Subdivision 165-B or its net capital gain or net capital loss for the year under Subdivision 165-CB of the *Income Tax Assessment Act 1997* (ITAA 1997)?

K Yes No

Part C – Unrealised losses – company only

Note: These questions relate to the operation of Subdivision 165-CC of ITAA 1997.

Has a changeover time occurred in relation to the company after 1.00pm by legal time in the Australian Capital Territory on 11 November 1999?

L Yes No

If you printed **X** in the **No** box at **L**, do not complete **M**, **N** or **O**.

At the changeover time did the company satisfy the maximum net asset value test under section 152-15 of ITAA 1997?

M Yes No

If you printed **X** in the **No** box at **M**, has the company determined it had an unrealised net loss at the changeover time?

N Yes No

If you printed **X** in the **Yes** box at **N**, what was the amount of unrealised net loss calculated under section 165-115E of ITAA 1997?

O

Signature as prescribed in tax return

Tax File Number

Provided

Part D – Life insurance companiesComplying superannuation class tax losses carried forward
to later income years**P**Complying superannuation net capital losses carried forward
to later income years**Q****Part E – Controlled foreign company losses**

Current year CFC losses

M

CFC losses deducted

N

CFC losses carried forward

O**Part F – Tax losses reconciliation statement**

Balance of tax losses brought forward from the prior income year

A**ADD** Uplift of tax losses of designated infrastructure project entities**B****SUBTRACT** Net forgiven amount of debt**C****ADD** Tax loss incurred (if any) during current year**D****ADD** Tax loss amount from conversion of excess franking offsets**E****SUBTRACT** Net exempt income**F****SUBTRACT** Tax losses forgone**G****SUBTRACT** Tax losses deducted**H****SUBTRACT** Tax losses transferred out under Subdivision 170-A
(only for transfers involving a foreign bank branch or a PE of a foreign financial entity)**I**

Total tax losses carried forward to later income years

JTransfer the amount at **J** to the **Tax losses carried forward to later income years** label on your tax return.

Tax File Number

If the schedule is not lodged with the income tax return you are required to sign and date the schedule.

Important

Before making this declaration check to ensure that all the information required has been provided on this form and any attachments to this form, and that the information provided is true and correct in every detail. If you are in doubt about any aspect of the tax return, place all the facts before the ATO. The income tax law imposes heavy penalties for false or misleading statements.

Privacy

Taxation law authorises the ATO to collect information and disclose it to other government agencies. This includes personal information of the person authorised to sign the declaration. For information about your privacy go to ato.gov.au/privacy

Taxpayer's declaration

I declare that the information on this form is true and correct.

Signature

Date / /

Contact person

Daytime contact number (include area code)

SCHEDULE

Other Attachments Schedule

2019

A

Tax file No Provided

Taxpayer name Compass Superfund

Signature.....

SENSITIVE (when completed)

*****NOTE*****
THIS SCHEDULE CANNOT BE LODGED WITH THE ATO AS A PAPER REPRESENTATION OF THE SCHEDULE.

Signature as prescribed in tax return

**Self-managed superannuation
fund annual return****2018****Who should complete this annual return?**

Only self-managed superannuation funds (SMSFs) can complete this annual return. All other funds must complete the *Fund income tax return 2018* (NAT 71287).

- ❗ The *Self-managed superannuation fund annual return instructions 2018* (NAT 71606) (the instructions) can assist you to complete this annual return.

To complete this annual return

- Print clearly, using a BLACK pen only.
- Use BLOCK LETTERS and print one character per box.

S	M	I	T	H		S	T				
---	---	---	---	---	--	---	---	--	--	--	--

- Place in ALL applicable boxes.

Section A: Fund information**1 Tax file number (TFN)**

➤ To assist processing, write the fund's TFN at the top of pages 3, 5 and 7.

- ❗ The ATO is authorised by law to request your TFN. You are not obliged to quote your TFN but not quoting it could increase the chance of delay or error in processing your annual return. See the Privacy note in the Declaration.

2 Name of self-managed superannuation fund (SMSF)

Compass Superfund

3 Australian business number (ABN) (if applicable) **4 Current postal address**

17 Hokin Street

Suburb/town

WILLAGEE

State/territory

WA

Postcode

6156

5 Annual return status

Is this an amendment to the SMSF's 2018 return?

A No Yes

Is this the first required return for a newly registered SMSF?

B No Yes

Signature as prescribed in tax return

Tax File Number

Provided

6 SMSF auditor

Auditor's name

Title: Mr Mrs Miss Ms Other

Family name

First given name

Boys

Other given names

SMSF Auditor Number

Auditor's phone number

Postal address

Suburb/town

State/territory

Postcode

Date audit was completed **A** / / Was Part B of the audit report qualified? **B** No Yes If the audit report was qualified, have the reported compliance issues been rectified? **C** No Yes **7 Electronic funds transfer (EFT)**

We need your self-managed super fund's financial institution details to pay any super payments and tax refunds owing to you.

A Financial institution details for super payments and tax refundsYou must provide the financial institution details of your fund's nominated super account. If you would like your fund's tax refunds paid to a different account, you can provide additional financial institution details at **B**.Fund BSB number (must be six digits) Fund account number

Fund account name (for example, J&Q Citizen ATF J&Q Family SF)

B Financial institution details for tax refunds only

If you would like your fund's tax refunds paid to a different account, provide additional financial institution details. Tax refunds cannot be paid to a trustee's personal account. (See relevant instructions.)

BSB number (must be six digits) Account number

Account name (for example, J&Q Citizen ATF J&Q Family SF)

C Electronic service address alias

We will use your electronic service address alias to communicate with your fund about ATO super payments.

Signature as prescribed in tax return Tax File Number

8 Status of SMSF Australian superannuation fund **A** No Yes Fund benefit structure **B** Code
 Does the fund trust deed allow acceptance of the Government's Super Co-contribution and Low Income Super Contribution? **C** No Yes

9 Was the fund wound up during the income year?
 No Yes If yes, provide the date on which the fund was wound up Day / Month / Year Have all tax lodgment and payment obligations been met? No Yes

10 Exempt current pension income

Did the fund pay retirement phase superannuation income stream benefits to one or more members in the income year?

To claim a tax exemption for current pension income, you must pay at least the minimum benefit payment under the law. Record exempt current pension income at Label **A**.

No Go to Section B: Income.

Yes Exempt current pension income amount **A** \$

Which method did you use to calculate your exempt current pension income?

Segregated assets method **B**

Unsegregated assets method **C** Was an actuarial certificate obtained? **D** Yes

Did the fund have any other income that was assessable?

E Yes Go to Section B: Income.

No Choosing 'No' means that you do not have any assessable income, including no-TFN quoted contributions. Go to Section C: Deductions and non-deductible expenses. (Do **not** complete Section B: Income.)

If you are entitled to claim any tax offsets, you can list these at Section D: Income tax calculation statement.

Signature as prescribed in tax return

Fund's tax file number (TFN)

Section B: Income

Do not complete this section if all superannuation interests in the SMSF were supporting superannuation income streams in the retirement phase for the **entire year**, there was **no** other income that was assessable, and you **have not** realised a deferred notional gain. If you are entitled to claim any tax offsets, you can record these at Section D: Income tax calculation statement.

11 Income

Did you have a capital gains tax (CGT) event during the year?

G No Yes

If the total capital loss or total capital gain is greater than \$10,000 or you elected to use the CGT relief in 2017 and the deferred notional gain has been realised, complete and attach a *Capital gains tax (CGT) schedule 2018*.

Have you applied an exemption or rollover?

M No Yes

Code

Net capital gain **A** \$

Gross rent and other leasing and hiring income **B** \$

Gross interest **C** \$

Forestry managed investment scheme income **X** \$

D1 \$	Gross foreign income	Net foreign income	D \$	Loss
	<input type="text"/>			<input type="text"/>

Australian franking credits from a New Zealand company **E** \$

Transfers from foreign funds **F** \$ Number

Gross payments where ABN not quoted **H** \$

Gross distribution from partnerships **I** \$ Loss

*Unfranked dividend amount **J** \$

*Franked dividend amount **K** \$

*Dividend franking credit **L** \$

*Gross trust distributions **M** \$ Code

Calculation of assessable contributions	
Assessable employer contributions	
R1 \$	<input type="text" value="13,087"/>
plus	Assessable personal contributions
R2 \$	<input type="text"/>
plus	**No-TFN-quoted contributions
R3 \$	<input type="text" value="0"/>
<i>(an amount must be included even if it is zero)</i>	
less	Transfer of liability to life insurance company or PST
R6 \$	<input type="text"/>

Assessable contributions
(**R1** plus **R2** plus **R3** less **R6**) **R** \$

Calculation of non-arm's length income	
*Net non-arm's length private company dividends	
U1 \$	<input type="text"/>
plus	*Net non-arm's length trust distributions
U2 \$	<input type="text"/>
plus	*Net other non-arm's length income
U3 \$	<input type="text"/>

*Other income **S** \$ Code

*Assessable income due to changed tax status of fund **T** \$

Net non-arm's length income
(subject to 45% tax rate)
(**U1** plus **U2** plus **U3**) **U** \$

#This is a mandatory label.

*If an amount is entered at this label, check the instructions to ensure the correct tax treatment has been applied.

GROSS INCOME (Sum of labels **A** to **U**) **W** \$ Loss

Exempt current pension income **Y** \$

TOTAL ASSESSABLE INCOME (**W** less **Y**) **V** \$ Loss

Signature as prescribed in tax return

Tax File Number

Provided

Section C: Deductions and non-deductible expenses

12 Deductions and non-deductible expenses

- Under 'Deductions' list all expenses and allowances you are entitled to claim a deduction for. Under 'Non-deductible expenses', list all other expenses or normally allowable deductions that you cannot claim as a deduction (for example, all expenses related to exempt current pension income should be recorded in the 'Non-deductible expenses' column).

DEDUCTIONS		NON-DEDUCTIBLE EXPENSES	
Interest expenses within Australia	A1 \$ 1,405	A2 \$	
Interest expenses overseas	B1 \$	B2 \$	
Capital works expenditure	D1 \$	D2 \$	
Decline in value of depreciating assets	E1 \$	E2 \$	
Insurance premiums – members	F1 \$	F2 \$	
Death benefit increase	G1 \$		
SMSF auditor fee	H1 \$ 429	H2 \$	
Investment expenses	I1 \$ 997	I2 \$	
Management and administration expenses	J1 \$ 1,339	J2 \$	
Forestry managed investment scheme expense	U1 \$	U2 \$	
Other amounts	L1 \$ 377 <input type="checkbox"/>	L2 \$ 1,551 <input type="checkbox"/>	
Tax losses deducted	M1 \$		
TOTAL DEDUCTIONS		TOTAL NON-DEDUCTIBLE EXPENSES	
N \$ 4,547 <small>(Total A1 to M1)</small>		Y \$ 1,551 <small>(Total A2 to L2)</small>	
#TAXABLE INCOME OR LOSS		TOTAL SMSF EXPENSES	
O \$ 8,540 <input type="checkbox"/> <small>Loss</small>		Z \$ 6,098 <small>(N plus Y)</small>	
<small>(TOTAL ASSESSABLE INCOME less TOTAL DEDUCTIONS)</small>			

*This is a mandatory label.

Signature as prescribed in tax return

Tax File Number **Provided**

Section D: Income tax calculation statement

#Important:

Section B label **R3**, Section C label **O** and Section D labels **A, T1, J, T5** and **I** are mandatory. If you leave these labels blank, you will have specified a zero amount.

13 Calculation statement

Please refer to the *Self-managed superannuation fund annual return instructions 2018* on how to complete the calculation statement.

#Taxable income **A \$** (an amount must be included even if it is zero)

#Tax on taxable income **T1 \$** (an amount must be included even if it is zero)

#Tax on no-TFN-quoted contributions **J \$** (an amount must be included even if it is zero)

Gross tax **B \$** (T1 plus J)

Foreign income tax offset **C1 \$**

Rebates and tax offsets **C2 \$**

Non-refundable non-carry forward tax offsets **C \$** (C1 plus C2)

SUBTOTAL 1

T2 \$ (B less C – cannot be less than zero)

Early stage venture capital limited partnership tax offset **D1 \$**

Early stage venture capital limited partnership tax offset carried forward from previous year **D2 \$**

Early stage investor tax offset **D3 \$**

Early stage investor tax offset carried forward from previous year **D4 \$**

Non-refundable carry forward tax offsets **D \$** (D1 plus D2 plus D3 plus D4)

SUBTOTAL 2

T3 \$ (T2 less D – cannot be less than zero)

Complying fund's franking credits tax offset **E1 \$**

No-TFN tax offset **E2 \$**

National rental affordability scheme tax offset **E3 \$**

Exploration credit tax offset **E4 \$**

Refundable tax offsets **E \$** (E1 plus E2 plus E3 plus E4)

#TAX PAYABLE T5 \$ (T3 less E – cannot be less than zero)

Section 102AAM interest charge

G \$

Signature as prescribed in tax return

Fund's tax file number (TFN)

Credit for interest on early payments – amount of interest	H1 \$ <input type="text"/>	
Credit for tax withheld – foreign resident withholding (excluding capital gains)	H2 \$ <input type="text"/>	
Credit for tax withheld – where ABN or TFN not quoted (non-individual)	H3 \$ <input type="text"/>	
Credit for TFN amounts withheld from payments from closely held trusts	H5 \$ <input type="text" value="0.00"/>	
Credit for interest on no-TFN tax offset	H6 \$ <input type="text"/>	
Credit for foreign resident capital gains withholding amounts	H8 \$ <input type="text" value="0.00"/>	
	Eligible credits	H \$ <input type="text"/>
		<i>(H1 plus H2 plus H3 plus H5 plus H6 plus H8)</i>

#Tax offset refunds (Remainder of refundable tax offsets)	I \$ <input type="text" value="0.00"/>
	<i>(unused amount from label E – an amount must be included even if it is zero)</i>

PAYG instalments raised

K \$

Supervisory levy

L \$

Supervisory levy adjustment for wound up funds

M \$

Supervisory levy adjustment for new funds

N \$

AMOUNT DUE OR REFUNDABLE A positive amount at S is what you owe, while a negative amount is refundable to you.	S \$ <input type="text" value="1,540.00"/>
	<i>(T5 plus G less H less I less K plus L less M plus N)</i>

#This is a mandatory label.

Section E: Losses

14 Losses

! If total loss is greater than \$100,000, complete and attach a Losses schedule 2018.

Tax losses carried forward to later income years	U \$ <input type="text"/>
Net capital losses carried forward to later income years	V \$ <input type="text" value="79,932"/>

Signature as prescribed in tax return

Tax File Number **Provided**

Section F: Member information

MEMBER 1

Title: Mr Mrs Miss Ms Other

Family name **Richards**

First given name **Sally** Other given names **Royal**

Member's TFN **Provided** Date of birth **Provided**

Contributions

Refer to instructions for completing these labels.

OPENING ACCOUNT BALANCE \$ **116,366.82**

Employer contributions **A** \$ **13,087.71**

ABN of principal employer **A1**

Personal contributions **B** \$

CGT small business retirement exemption **C** \$

CGT small business 15-year exemption amount **D** \$

Personal injury election **E** \$

Spouse and child contributions **F** \$

Other third party contributions **G** \$

Assessable foreign superannuation fund amount **I** \$

Non-assessable foreign superannuation fund amount **J** \$

Transfer from reserve: assessable amount **K** \$

Transfer from reserve: non-assessable amount **L** \$

Contributions from non-complying funds and previously non-complying funds **T** \$

Any other contributions (including Super Co-contributions and Low Income Super Contributions) **M** \$

TOTAL CONTRIBUTIONS N \$ **13,087.71**

Other transactions

Allocated earnings or losses **O** \$ **52,224.85**

Loss

Accumulation phase account balance **S1** \$ **77,299.34**

Inward rollovers and transfers **P** \$ **69.66**

Retirement phase account balance - Non CDBIS **S2** \$ **0.00**

Outward rollovers and transfers **Q** \$

Retirement phase account balance - CDBIS **S3** \$ **0.00**

Lump Sum payment **R1** \$

Income stream payment **R2** \$

Code

Code

TRIS Count

CLOSING ACCOUNT BALANCE S \$ **77,299.34**
(S1 plus S2 plus S3)

Accumulation phase value **X1** \$

Retirement phase value **X2** \$

Signature as prescribed in tax return

Tax File Number

Section H: Assets and liabilities

15 ASSETS

15a Australian managed investments

Listed trusts **A** \$

Unlisted trusts **B** \$

Insurance policy **C** \$

Other managed investments **D** \$

15b Australian direct investments

Cash and term deposits **E** \$

Limited recourse borrowing arrangements

Australian residential real property

J1 \$

Australian non-residential real property

J2 \$

Overseas real property

J3 \$

Australian shares

J4 \$

Overseas shares

J5 \$

Other

J6 \$

Debt securities **F** \$

Loans **G** \$

Listed shares **H** \$

Unlisted shares **I** \$

Limited recourse borrowing arrangements **J** \$

Non-residential real property **K** \$

Residential real property **L** \$

Collectables and personal use assets **M** \$

Other assets **O** \$

15c Overseas direct investments

Overseas shares **P** \$

Overseas non-residential real property **Q** \$

Overseas residential real property **R** \$

Overseas managed investments **S** \$

Other overseas assets **T** \$

TOTAL AUSTRALIAN AND OVERSEAS ASSETS U \$

(Sum of labels **A** to **T**)

15d In-house assets

Did the fund have a loan to, lease to or investment in, related parties (known as in-house assets) at the end of the income year?

A No Yes

\$

15e Limited recourse borrowing arrangements

If the fund had an LRBA were the LRBA borrowings from a licensed financial institution?

A No Yes

Did the members or related parties of the fund use personal guarantees or other security for the LRBA?

B No Yes

Signature as prescribed in tax return

Tax File Number

Provided

16 LIABILITIES

Borrowings for limited recourse borrowing arrangements	V1 \$	<input type="text"/>	
Permissible temporary borrowings	V2 \$	<input type="text"/>	
Other borrowings	V3 \$	<input type="text"/>	
		Borrowings	V \$ <input type="text"/>
Total member closing account balances (total of all CLOSING ACCOUNT BALANCES from Sections F and G)		W \$	<input type="text" value="77,298"/>
Reserve accounts		X \$	<input type="text"/>
Other liabilities		Y \$	<input type="text" value="1,281"/>
TOTAL LIABILITIES		Z \$	<input type="text" value="78,579"/>

Section I: Taxation of financial arrangements

17 Taxation of financial arrangements (TOFA)

Total TOFA gains **H** \$

Total TOFA losses **I** \$

Section J: Other information

Family trust election status

If the trust or fund has made, or is making, a family trust election, write the four-digit **income year specified** of the election (for example, for the 2017–18 income year, write **2018**). **A**

If revoking or varying a family trust election, print **R** for revoke or print **V** for variation, and complete and attach the *Family trust election, revocation or variation 2018*. **B**

Interposed entity election status

If the trust or fund has an existing election, write the earliest income year specified. If the trust or fund is making one or more elections this year, write the earliest income year being specified and complete an *Interposed entity election or revocation 2018* for each election. **C**

If revoking an interposed entity election, print **R**, and complete and attach the *Interposed entity election or revocation 2018*. **D**

Tax File Number **Provided****Section K: Declarations**

 Penalties may be imposed for false or misleading information in addition to penalties relating to any tax shortfalls.

Important

Before making this declaration check to ensure that all income has been disclosed and the annual return, all attached schedules and any additional documents are true and correct in every detail. If you leave labels blank, you will have specified a zero amount or the label was not applicable to you. If you are in doubt about any aspect of the annual return, place all the facts before the ATO.

Privacy

The ATO is authorised by the *Taxation Administration Act 1953* to request the provision of tax file numbers (TFNs). We will use the TFN to identify the entity in our records. It is not an offence not to provide the TFN. However if you do not provide the TFN, the processing of this form may be delayed.

Taxation law authorises the ATO to collect information and disclose it to other government agencies. For information about your privacy go to ato.gov.au/privacy

TRUSTEE'S OR DIRECTOR'S DECLARATION:

I declare that current trustees and directors have authorised this annual return and it is documented as such in the SMSF's records. I have received the audit report and I am aware of any matters raised. I declare that the information on this annual return, including any attached schedules and additional documentation is true and correct. I also authorise the ATO to make any tax refunds to the nominated bank account (if applicable).

Authorised trustee's, director's or public officer's signature

Date / /

Preferred trustee or director contact details:

Title: Mr Mrs Miss Ms Other

Family name

First given name

Other given names

Phone number

Email address

Non-individual trustee name (if applicable)

ABN of non-individual trustee

Time taken to prepare and complete this annual return Hrs

 The Commissioner of Taxation, as Registrar of the Australian Business Register, may use the ABN and business details which you provide on this annual return to maintain the integrity of the register. For further information, refer to the instructions.

TAX AGENT'S DECLARATION:

I declare that the *Self-managed superannuation fund annual return 2018* has been prepared in accordance with information provided by the trustees, that the trustees have given me a declaration stating that the information provided to me is true and correct, and that the trustees have authorised me to lodge this annual return.

Tax agent's signature

Date / /

Tax agent's contact details

Title: Mr Mrs Miss Ms Other

Family name

First given name


Other given names

Tax agent's practice

Tax agent's phone number

Reference number

Tax agent number

 Postal address for annual returns: **Australian Taxation Office, GPO Box 9845, IN YOUR CAPITAL CITY**

Capital gains tax (CGT) schedule

2018

When completing this form

- Print clearly, using a black or dark blue pen only.
- Use BLOCK LETTERS and print one character in each box.

S	M	I	T	H		S	T												
---	---	---	---	---	--	---	---	--	--	--	--	--	--	--	--	--	--	--	--

- Do not use correction fluid or covering stickers.
- Sign next to any corrections with your **full signature** (not initials).

- Use in conjunction with company, trust, fund income tax return or the self-managed superannuation fund annual return.
- Refer to the *Guide to capital gains tax 2018* available on our website at ato.gov.au for instructions on how to complete this schedule.

Tax file number (TFN)

! We are authorised by law to request your TFN. You do not have to quote your TFN. However, if you don't it could increase the chance of delay or error in processing your form.

Australian business number (ABN)

Taxpayer's name

1 Current year capital gains and capital losses

	Capital gain	Capital loss
Shares in companies listed on an Australian securities exchange	A \$ <input type="text"/>	K \$ <input type="text"/>
Other shares	B \$ <input type="text"/>	L \$ <input type="text"/>
Units in unit trusts listed on an Australian securities exchange	C \$ <input type="text"/>	M \$ <input type="text" value="79,879"/>
Other units	D \$ <input type="text"/>	N \$ <input type="text"/>
Real estate situated in Australia	E \$ <input type="text"/>	O \$ <input type="text"/>
Other real estate	F \$ <input type="text"/>	P \$ <input type="text"/>
Amount of capital gains from a trust (including a managed fund)	G \$ <input type="text"/>	
Collectables	H \$ <input type="text"/>	Q \$ <input type="text"/>
Other CGT assets and any other CGT events	I \$ <input type="text" value="369"/>	R \$ <input type="text" value="422"/>
Amount of capital gain previously deferred under transitional CGT relief for superannuation funds	S \$ <input type="text" value="0"/>	
Total current year capital gains	J \$ <input type="text" value="369"/>	

Add the amounts at labels **K** to **R** and write the total in item 2 label **A – Total current year capital losses**.

Signature as prescribed in tax return

Tax File Number

Provided

2 Capital lossesTotal current year capital losses **A \$** Total current year capital losses applied **B \$** Total prior year net capital losses applied **C \$** Total capital losses transferred in applied
(only for transfers involving a foreign bank branch or
permanent establishment of a foreign financial entity) **D \$** Total capital losses applied **E \$** Add amounts at **B**, **C** and **D**.**3 Unapplied net capital losses carried forward**Net capital losses from collectables carried forward to later income years **A \$** Other net capital losses carried forward to later income years **B \$** Add amounts at **A** and **B** and transfer the total
to label **V – Net capital losses carried forward**
to later income years on your tax return.**4 CGT discount**Total CGT discount applied **A \$** **5 CGT concessions for small business**Small business active asset reduction **A \$** Small business retirement exemption **B \$** Small business rollover **C \$** Total small business concessions applied **D \$** **6 Net capital gain**Net capital gain **A \$** **1J less 2E less 4A less 5D** (cannot be less than
zero). Transfer the amount at **A** to label **A – Net**
capital gain on your tax return.

Signature as prescribed in tax return Tax File Number

7 Earnout arrangements

Are you a party to an earnout arrangement? **A** Yes, as a buyer Yes, as a seller No
 (Print in the appropriate box.)

! If you are a party to more than one earnout arrangement, copy and attach a separate sheet to this schedule providing the details requested here for each additional earnout arrangement.

How many years does the earnout arrangement run for? **B**

What year of that arrangement are you in? **C**

If you are the seller, what is the total estimated capital proceeds from the earnout arrangement? **D** \$

Amount of any capital gain or loss you made under your non-qualifying arrangement in the income year. **E** \$ / LOSS

! **Request for amendment**

If you received or provided a financial benefit under a look-through earnout right created in an earlier income year and you wish to seek an amendment to that earlier income year, complete the following:

Income year earnout right created **F**

Amended net capital gain or capital losses carried forward **G** \$ / LOSS

8 Other CGT information required (if applicable)

Small business 15 year exemption – exempt capital gains **A** \$ / CODE

Capital gains disregarded by a foreign resident **B** \$

Capital gains disregarded as a result of a scrip for scrip rollover **C** \$

Capital gains disregarded as a result of an inter-company asset rollover **D** \$

Capital gains disregarded by a demerging entity **E** \$

Signature as prescribed in tax return

Tax File Number

Provided

Taxpayer's declaration

! If the schedule is not lodged with the income tax return you are required to sign and date the schedule.

Important

Before making this declaration check to ensure that all the information required has been provided on this form and any attachments to this form, and that the information provided is true and correct in every detail. If you are in doubt about any aspect of the tax return, place all the facts before the ATO. The income tax law imposes heavy penalties for false or misleading statements.

Privacy

Taxation law authorises the ATO to collect information and disclose it to other government agencies. This includes personal information of the person authorised to sign the declaration. For information about your privacy go to ato.gov.au/privacy

I declare that the information on this form is true and correct.

Signature

Date

Day	Month	Year
<input type="text"/>	<input type="text"/>	<input type="text"/>

Contact name

Sally Royal Richards

Daytime contact number (include area code)

0893317553

Losses schedule

2018

Companies and trusts that do not join consolidated groups should complete and attach this schedule to their 2018 tax return.

Superannuation funds should complete and attach this schedule to their 2018 tax return.

Print neatly in BLOCK LETTERS with a black or blue ballpoint pen only. Print one letter or number in each box. Do not use correction fluid or tape.

Place in all applicable boxes.

Refer to *Losses schedule instructions 2018*, available on our website ato.gov.au for instructions on how to complete this schedule.

Tax file number (TFN)

Provided

Name of entity

Compass Superfund

Australian business number

82807949829

Part A – Losses carried forward to the 2018–19 income year – excludes film losses

1 Tax losses carried forward to later income years

Year of loss	
2017–18	B <input type="text"/>
2016–17	C <input type="text"/>
2015–16	D <input type="text"/>
2014–15	E <input type="text"/>
2013–14	F <input type="text"/>
2012–13 and earlier income years	G <input type="text"/>
Total	U <input type="text"/>

Transfer the amount at U to the **Tax losses carried forward to later income years** label on your tax return.

2 Net capital losses carried forward to later income years

Year of loss	
2017–18	H <input type="text" value="79,932"/>
2016–17	I <input type="text"/>
2015–16	J <input type="text"/>
2014–15	K <input type="text"/>
2013–14	L <input type="text"/>
2012–13 and earlier income years	M <input type="text"/>
Total	V <input type="text" value="79,932"/>

Transfer the amount at V to the **Net capital losses carried forward to later income years** label on your tax return.

Signature as prescribed in tax return

Tax File Number **Provided**

Part B – Ownership and business continuity test – company and listed widely held trust only

Complete item 3 of **Part B** if a loss is being carried forward to later income years and the business continuity test has to be satisfied in relation to that loss.
Do not complete items **1** or **2** of **Part B** if, in the 2017–18 income year, no loss has been claimed as a deduction, applied against a net capital gain or, in the case of companies, losses have not been transferred in or out.

1 Whether continuity of majority ownership test passed

Note: If the entity has deducted, applied, transferred in or transferred out (as applicable) in the 2017–18 income year a loss incurred in any of the listed years, print **X** in the **Yes** or **No** box to indicate whether the entity has satisfied the continuity of majority ownership test in respect of that loss.

Year of loss		Yes	No
2017–18	A	<input type="checkbox"/>	<input type="checkbox"/>
2016–17	B	<input type="checkbox"/>	<input type="checkbox"/>
2015–16	C	<input type="checkbox"/>	<input type="checkbox"/>
2014–15	D	<input type="checkbox"/>	<input type="checkbox"/>
2013–14	E	<input type="checkbox"/>	<input type="checkbox"/>
2012–13 and earlier income years	F	<input type="checkbox"/>	<input type="checkbox"/>

2 Amount of losses deducted/applied for which the continuity of majority ownership test is not passed but the business continuity test is satisfied – excludes film losses

Tax losses	G	<input style="width: 100%; height: 20px;" type="text"/>
Net capital losses	H	<input style="width: 100%; height: 20px;" type="text"/>

3 Losses carried forward for which the business continuity test must be satisfied before they can be deducted/applied in later years – excludes film losses

Tax losses	I	<input style="width: 100%; height: 20px;" type="text"/>
Net capital losses	J	<input style="width: 100%; height: 20px;" type="text"/>

4 Do current year loss provisions apply?

Is the company required to calculate its taxable income or tax loss for the year under Subdivision 165-B or its net capital gain or net capital loss for the year under Subdivision 165-CB of the *Income Tax Assessment Act 1997* (ITAA 1997)?

K Yes No

Part C – Unrealised losses – company only

Note: These questions relate to the operation of Subdivision 165-CC of ITAA 1997.

Has a changeover time occurred in relation to the company after 1.00pm by legal time in the Australian Capital Territory on 11 November 1999?

L Yes No

If you printed **X** in the **No** box at **L**, do not complete **M**, **N** or **O**.

At the changeover time did the company satisfy the maximum net asset value test under section 152-15 of ITAA 1997?

M Yes No

If you printed **X** in the **No** box at **M**, has the company determined it had an unrealised net loss at the changeover time?

N Yes No

If you printed **X** in the **Yes** box at **N**, what was the amount of unrealised net loss calculated under section 165-115E of ITAA 1997?

O

Signature as prescribed in tax return

Tax File Number

Provided

Part D – Life insurance companies

Complying superannuation class tax losses carried forward to later income years

P

Complying superannuation net capital losses carried forward to later income years

Q

Part E – Controlled foreign company losses

Current year CFC losses

M

CFC losses deducted

N

CFC losses carried forward

O

Part F – Tax losses reconciliation statement

Balance of tax losses brought forward from the prior income year

A

ADD Uplift of tax losses of designated infrastructure project entities

B

SUBTRACT Net forgiven amount of debt

C

ADD Tax loss incurred (if any) during current year

D

ADD Tax loss amount from conversion of excess franking offsets

E

SUBTRACT Net exempt income

F

SUBTRACT Tax losses forgone

G

SUBTRACT Tax losses deducted

H

SUBTRACT Tax losses transferred out under Subdivision 170-A
(only for transfers involving a foreign bank branch or a PE of a foreign financial entity)

I

Total tax losses carried forward to later income years

J

Transfer the amount at **J** to the **Tax losses carried forward to later income years** label on your tax return.

Tax File Number

If the schedule is not lodged with the income tax return you are required to sign and date the schedule.

Important

Before making this declaration check to ensure that all the information required has been provided on this form and any attachments to this form, and that the information provided is true and correct in every detail. If you are in doubt about any aspect of the tax return, place all the facts before the ATO. The income tax law imposes heavy penalties for false or misleading statements.

Privacy

Taxation law authorises the ATO to collect information and disclose it to other government agencies. This includes personal information of the person authorised to sign the declaration. For information about your privacy go to ato.gov.au/privacy

Taxpayer's declaration

I declare that the information on this form is true and correct.

Signature

Date / /

Contact person

Daytime contact number (include area code)

SCHEDULE

Other Attachments Schedule

2018

A

Tax file No Provided

Taxpayer name Compass Superfund

Signature.....

SENSITIVE (when completed)

*****NOTE*****

THIS SCHEDULE CANNOT BE LODGED WITH THE ATO AS A PAPER REPRESENTATION OF THE SCHEDULE.
 FOR PAPER LODGEMENT PLEASE USE THE PRE PRINTED FORMAT ISSUED BY THE ATO.
