


P & J Riobos Superannuation Fund



Financial Statements

For the year ended 30 June 2021

P & J Riolobos Superannuation Fund

Compilation Report

For the year ended 30 June 2021

We have compiled the accompanying special purpose financial statements of P & J Riolobos Superannuation Fund, which comprise the statement of financial position as at 30 June 2021, the operating statement for the year then ended, a summary of significant accounting policies and other explanatory notes. The specific purpose for which the special purpose financial statements have been prepared is set out in Note 1 to the financial statements.

The Responsibility of the Directors of the Trustee Company

The Directors of the Trustee Company of P & J Riolobos Superannuation Fund are solely responsible for the information contained in the special purpose financial statements, the reliability, accuracy and completeness of the information and for the determination that the financial reporting framework used is appropriate to meet their needs and for the purpose that the financial statements were prepared.

Our Responsibility

On the basis of information provided by the Directors of the Trustee Company, we have compiled the accompanying special purpose financial statements in accordance with the financial reporting framework described in Note 1 to the financial statements and APES 315: *Compilation of Financial Information*.

We have applied our expertise in accounting and financial reporting to compile these financial statements in accordance with the financial reporting framework described in Note 1 to the financial statements. We have complied with the relevant ethical requirements of APES 110: *Code of Ethics for Professional Accountants*.

Assurance Disclaimer

Since a compilation engagement is not an assurance engagement, we are not required to verify the reliability, accuracy or completeness of the information provided to us by management to compile these financial statements. Accordingly, we do not express an audit opinion or a review conclusion on these financial statements.

The special purpose financial statements were compiled exclusively for the benefit of the Directors of the Trustee Company who are responsible for the reliability, accuracy and completeness of the information used to compile them. We do not accept responsibility for the contents of the special purpose financial statements.

Firm:

Address:

Signature: _____

Date: _____

P & J Riobos Superannuation Fund

Statement of Financial Position

As at 30 June 2021

	Note	2021 \$	2020 \$
INVESTMENTS			
Property - Residential	9	769,693	725,872
		769,693	725,872
OTHER ASSETS			
Accumulated Depreciation	10	(49,693)	(40,872)
Cash at Bank	11	136,908	134,743
Sundry Debtors - Fund Level	12	796	6,043
		88,011	99,914
TOTAL ASSETS		857,704	825,786
LIABILITIES			
Provisions for Tax - Fund	13	25,267	20,884
Loans	14	172,335	183,299
		197,602	204,183
TOTAL LIABILITIES		197,602	204,183
NET ASSETS AVAILABLE TO PAY BENEFITS		660,102	621,603
REPRESENTED BY: LIABILITY FOR MEMBERS' BENEFITS			
Allocated to Members' Accounts	15	660,102	621,603
		660,102	621,603

This Statement is to be read in conjunction with the notes to the Financial Statements

Operating Statement

For the year ended 30 June 2021

	Note	2021 \$	2020 \$
REVENUE			
Investment Revenue			
Property - Residential	2	17,624	20,084
		17,624	20,084
Contribution Revenue			
Member Non-Concessional Contributions		-	50
Employer Concessional Contributions		4,002	4,866
		4,002	4,916
Other Revenue			
Cash at Bank	3	2	6
Market Movement Non-Realised	4	43,821	124,503
		43,823	124,509
		65,449	149,509
Total Revenue			
EXPENSES			
General Expense			
Fund Administration Expenses	5	1,924	1,464
Property / Real Estate Expenses - Commercial 1	6	405	-
Property / Real Estate Expenses - Residential 1	7	15,142	17,448
Member Insurance Premium Fully Deductible		5,098	4,284
		22,569	23,196
BENEFITS ACCRUED AS A RESULT OF OPERATIONS BEFORE INCOME TAX		42,880	126,313
Tax Expense			
Fund Tax Expenses	8	4,382	12,450
		4,382	12,450
BENEFITS ACCRUED AS A RESULT OF OPERATIONS		38,498	113,863

This Statement is to be read in conjunction with the notes to the Financial Statements

P & J Riobos Superannuation Fund

Notes to the Financial Statements

For the year ended 30 June 2021

Note 1: Summary of Significant Accounting Policies

The trustees have prepared the financial statements on the basis that the superannuation fund is a non-reporting entity because there are no users dependent on general purpose financial statements. The financial statements are therefore special purpose financial statements that have been prepared in order to meet the requirements of the Superannuation Industry (Supervision) Act 1993 and accompanying Regulations, the trust deed of the fund and the needs of members.

The financial statements have also been prepared on a cash basis unless otherwise stated and are based on historical costs, except for investments, which have been measured at market values.

The following significant accounting policies, which are consistent with the policies applied in the previous period unless otherwise stated, have been adopted in the preparation of the financial statements.

a. Measurement of Investments

The fund initially recognises:

- i. an investment when it controls the future economic benefits expected to flow from the asset. For financial assets, the trade date is considered the date on which control of the future economic benefits attributable to the asset passes to the fund; and
- ii. a financial liability on the date it becomes a party to the contractual provisions of the instrument.

Investments of the fund have been measured at their market values, which is the amount that a willing buyer of the asset could reasonably be expected to pay to acquire the asset from a willing seller if the following assumptions were made:

- that the buyer and seller deal with each other at arm's length in relation to the sale;
- that the sale occurred after proper marketing of the asset; and
- that the buyer and the seller acted knowledgeably and prudentially in relation to the sale.

Market values have been determined as follows:

- i. shares and other securities listed on the Australian Securities Exchange by reference to the relevant market quotations at the end of the reporting period;
- ii. units in managed funds by reference to the unit redemption price at the end of the reporting period;
- iii. fixed interest securities by reference to the redemption price at the end of the reporting period; and
- iv. investment properties at trustees' assessment of their realisable value.

Financial liabilities, such as trade creditors and other payables, are measured at the gross value of the outstanding balance at the reporting date. The trustees have determined that the gross values of the fund's financial liabilities are equivalent to their market values. Any remeasurement changes in the gross values of non-current financial liabilities (including liabilities for members' accrued benefits) are recognised in the operating statement in the periods in which they occur.

b. Cash and Cash Equivalents

Cash and cash equivalents include cash on hand and at call, deposits with banks and short-term, highly liquid investments that are readily convertible to cash and are subject to an insignificant risk of change in value.

c. Revenue

Revenue is recognised at the market value of the consideration received or receivable.

Interest revenue

P & J Riobos Superannuation Fund

Notes to the Financial Statements

For the year ended 30 June 2021

Interest revenue is recognised in respect of fixed-interest securities, and cash and cash equivalent balances. Interest revenue is recognised upon receipt.

Dividend revenue

Dividend revenue is recognised when the dividend has been paid or, in the case of dividend reinvestment schemes, when the dividend is credited to the benefit of the fund.

Rental revenue

Rental revenue arising from operating leases on investment properties is recognised upon receipt.

Distribution revenue

Distributions from trusts are recognised as at the date the unit value is quoted ex-distributions and if not received at the end of the reporting period, are reflected in the statement of financial position as a receivable.

Contributions and Transfers

Contributions received and transfers in are recognised when the control and the benefits from the revenue is transferred to the fund. Contributions and transfers in are recognised gross of any taxes.

Remeasurement changes in market values

Remeasurement changes in the market values of assets are recognised as income and are determined as the difference between the market value at year-end or consideration received (if sold during the year) and the market value as at the prior year-end or cost (if the investment was acquired during the period).

d. Expenses

Expense are recognised and reflected in the operating statement when they are incurred.

e. Benefits Paid

Benefits are recognised when a valid withdrawal notice is received and approved by the trustee(s) in accordance with the fund's Trust Deed.

f. Liability for Accrued Benefits

The liability for accrued benefits represents the fund's present obligation to pay benefits to members and beneficiaries and has been calculated as the difference between the carrying amount of the assets and the carrying amount of the other payables and income tax liabilities as at the end of the reporting period.

g. Income Tax

The income tax expense (revenue) for the year comprises current income tax expense (revenue) and deferred income tax expense (revenue).

Current income tax expense charged to the profit or loss is the tax payable (refundable) on taxable income. Current tax liabilities (assets) are therefore measured at the amounts expected to be paid to (refunded from) the relevant taxation authority.

Deferred income tax expense reflects movements in deferred tax liability balances during the year as well as unused tax losses.

Except for business combinations, no deferred income tax is recognised from the initial recognition of an asset or liability where there is no effect on accounting or taxable profit or loss.

P & J Riobobos Superannuation Fund

Notes to the Financial Statements

For the year ended 30 June 2021

Deferred tax assets and liabilities are calculated at the tax rates that are expected to apply to the period when the asset is realised or the liability is settled and their measurement also reflects the manner in which the trustees expect to recover or settle the carrying amount of the related asset or liability.

Deferred tax assets relating to temporary differences and unused tax losses are recognised only to the extent that it is probable that future taxable profit will be available against which the benefits of the deferred tax asset can be utilised.

Current tax assets and liabilities are offset where a legally enforceable right of set-off exists and it is intended that net settlement or simultaneous realisation and settlement of the respective asset and liability will occur. Deferred tax assets and liabilities are offset where:

(a) a legally enforceable right of set-off exists; and

(b) the deferred tax assets and liabilities relate to income taxes levied by the same taxation authority on either the same taxable entity or different taxable entities, where it is intended that net settlement or simultaneous realisation and settlement of the respective asset and liability will occur in future periods in which significant amounts of deferred tax assets or liabilities are expected to be recovered or settled.

The rate of tax used to determine income tax expense (revenue) and current tax liabilities (assets) is 15%, the applicable rate for a complying superannuation fund. This rate is applied to taxable income, after any claim for exempt current pension income, where applicable. The top personal marginal tax rate is applied to a non-complying superannuation fund and to non-arm's length income (NALI).

h. Goods and Services Tax (GST)

Revenues, expenses and assets are recognised net of the amount of GST, except where the amount of GST incurred is not recoverable from the Australian Taxation Office (ATO).

The net amount of GST recoverable from, or payable to, the ATO is included with other receivables or other payables in the statement of financial position.

i. Critical Accounting Estimates and Judgments

The preparation of financial statements requires the trustees to make judgments, estimates and assumptions that affect the application of accounting policies and the reported amounts of assets and liabilities, income and expenses. Actual results may differ from these estimates.

Estimates and underlying assumptions are reviewed on an ongoing basis. Revisions to accounting estimates are recognised in the period in which the estimate is revised and in any future period affected.

j. Events Subsequent to Balance Date

The superannuation fund is an Accumulation fund and consequently any reduction or increment in market value of the fund is a reduction in member benefits. Any significant movement in the market value of investments after balance date has not been brought to account. Investments are in principle held for the long term and it is not appropriate to bring any subsequent reduction or increment in market values to account as at year end. Net movement in market values subsequent to balance date will be recognised in the next financial year.

In March 2020, the WHO classified the COVID-19 outbreak as a pandemic, based on the rapid increase in exposure globally. The full impact of the COVID-19 outbreak continues to evolve as of the date of this report. As such, it is uncertain as to the impact this will have on the superannuation fund.

P & J Riobos Superannuation Fund
Notes to the Financial Statements
For the year ended 30 June 2021

	2021	2020
	\$	\$
Note 2: Property - Residential		
Property - Residential Account 1	17,624	20,084
	17,624	20,084
Note 3: Cash at Bank		
Cash at Bank - Bank Interest	2	6
	2	6
Note 4: Market Movement Non-Realised		
Market Movement Non-Realised - Real Property	43,821	124,503
	43,821	124,503
Note 5: Fund Administration Expenses		
Accountancy Fees	-	1,320
Administration Fee	144	-
Bank Charges (Admin)	-	144
Professional Fees	1,507	-
Subscriptions and Registrations (Admin)	273	-
	1,924	1,464
Note 6: Property / Real Estate Expenses - Commercial 1		
Property - Commercial 1 - Water Charges	405	-
	405	-
Note 7: Property / Real Estate Expenses - Residential 1		
Property - Residential 1 - Body Corporate Fees	1,190	1,440
Property - Residential 1 - Depreciation	8,821	9,503
Property - Residential 1 - Insurance	313	295
Property - Residential 1 - Interest	2,848	3,776
Property - Residential 1 - Rates	1,970	1,898
Property - Residential 1 - Water Charges	-	536
	15,142	17,448
Note 8: Fund Tax Expenses		
Tax Accrued During Period (Deferred Tax)	4,382	12,450
	4,382	12,450
Note 9: Property - Residential		
Property - Lot 4/19 Prospect Street, GLENROY	769,693	725,872
	769,693	725,872
Note 10: Accumulated Depreciation		
Accumulated Depreciation Account 1	(49,693)	(40,872)
	(49,693)	(40,872)

P & J Riobobos Superannuation Fund

Notes to the Financial Statements

For the year ended 30 June 2021

	2021	2020
	\$	\$
Note 11: Cash at Bank		
Cash at Bank	1,001	13,383
Cash at Bank	135,907	121,360
	136,908	134,743
Note 12: Sundry Debtors - Fund Level		
Sundry Debtors Number 1	796	6,043
	796	6,043
Note 13: Provisions for Tax - Fund		
Provision for Deferred Tax (Fund)	25,526	21,143
Provision for Income Tax (Fund)	(259)	(259)
	25,267	20,884
Note 14: Loans		
Loans - Other	172,335	183,299
	172,335	183,299
Note 15A: Movements in Members' Benefits		
Liability for Members' Benefits Beginning:	621,603	507,741
Add: Increase (Decrease) in Members' Benefits	38,499	113,862
Liability for Members' Benefits End	660,102	621,603
Note 15B: Members' Other Details		
Total Unallocated Benefits	-	-
Total Forfeited Benefits	-	-
Total Preserved Benefits	615,058	576,558
Total Vested Benefits	660,102	621,603

Tax Reconciliation

For the year ended 30 June 2021

INCOME		
Gross Interest Income		2.00
Gross Dividend Income		
Imputation Credits	-	
Franked Amounts	-	
Unfranked Amounts	-	-
Gross Rental Income		17,624.00
Gross Foreign Income		-
Gross Trust Distributions		-
Gross Assessable Contributions		
Employer Contributions/Untaxed Transfers	4,002.00	
Member Contributions	-	4,002.00
Gross Capital Gain		
Net Capital Gain	-	
Pension Capital Gain Revenue	-	-
Non-arm's length income		-
Net Other Income		-
Gross Income		21,628.00
Less Exempt Current Pension Income		-
Total Income		21,628.00
LESS DEDUCTIONS		
Other Deduction		22,569.00
Prior Year Losses Recouped		3,921.00
Total Deductions		26,490.00
Current Year Loss		(4,862.00)
TAXABLE INCOME		-
Gross Income Tax Expense (15% of Standard Component)		-
(45% of Non-arm's length income)		-
Less Foreign Tax Offset	-	
Less Other Tax Credit	-	-
Tax Assessed		-
Less Imputed Tax Credit		-
Less Amount Already paid (for the year)		-
TAX DUE OR REFUNDABLE		-
Supervisory Levy		259.00
AMOUNT DUE OR REFUNDABLE		259.00

No Tax to be paid. Loss to be carried forward to next year: \$ 4,862.00

Note: Refund of tax file credits will be \$ 0.00

Note: Refund of imputation credits will be \$ 0.00

P & J Riobobos Superannuation Fund

Member Account Balances

For the year ended 30 June 2021

Member Accounts	Opening Balance	Transfers & Tax Free Contributions	Taxable Contributions	Transfers to Pension Membership	Less: Member Tax	Less: Member Expenses	Less: Withdrawals	Distributions	Closing Balance
Riobobos, Josephine (59)									
Accumulation									
Accum (00002)	109,845.53	-	4,002.04	-	-	5,097.73	-	6,996.92	115,746.76
	109,845.53	-	4,002.04	-	-	5,097.73	-	6,996.92	115,746.76
Riobobos, Pedro (63)									
Accumulation									
Accum (00001)	511,757.19	-	-	-	-	-	-	32,597.80	544,354.99
	511,757.19	-	-	-	-	-	-	32,597.80	544,354.99
Reserve									
	-	-	-	-	-	-	-	-	-
TOTALS	621,602.72	-	4,002.04	-	-	5,097.73	-	39,594.72	660,101.75

CALCULATED FUND EARNING RATE:

6.3698 %

APPLIED FUND EARNING RATE:

6.3698 %

P & J Riobos Superannuation Fund

Investment Summary

As at 30 June 2021

Investment	Code	Units	Average Unit Cost \$	Market Price \$	Adjusted Cost \$	Market Value \$	Gain / Loss \$	Gain / Loss %	Portfolio Weight %
Cash									
Cash at Bank	-	-	-	-	1,000.86	1,000.86	-	-	0.11
Cash at Bank	-	-	-	-	135,905.70	135,905.70	-	-	14.99
					136,907.56	136,907.56	-	-	15.10
Property									
Property - Let 4/15 Prospect Street GLE	-	-	-	-	475,797.00	769,693.00	293,896.00	61.77	84.90
					475,797.00	769,693.00	293,896.00	61.77	84.90
Total Investments					612,704.56	906,600.56	293,896.00	47.97	100.00

Gain / Loss % is equal to Market Value \$ less Adjusted Cost \$

Gain / Loss % is equal to Gain Loss \$ divided by Adjusted Cost \$, expressed as a percentage.

Member Statement

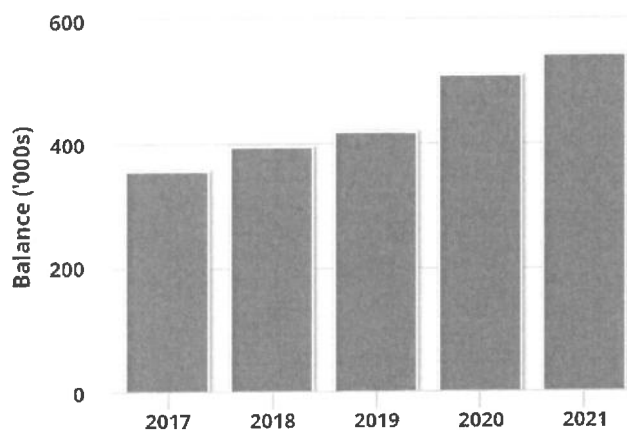
For the year ended 30 June 2021

Member details

Mr Pedro Pablo Riobos
7 Benaud Close
KEILOR EAST VIC 3033
AUSTRALIA

Date of Birth: 03/03/1958
Eligible Service Date: 16/11/1988

Your recent balance history



YOUR OPENING BALANCE

\$511,757.19

\$32,597.80
Balance Increase

YOUR CLOSING BALANCE

\$544,354.99

Your Net Fund Return

6.3698%

Your account at a glance

Opening Balance as at 01/07/2020	\$511,757.19
New Earnings	\$32,597.80
Closing Balance at 30/06/2021	\$544,354.99

Member Statement

For the year ended 30 June 2021

Consolidated - Mr Pedro Pablo Riobos

ACCESS TO YOUR BENEFITS

Unrestricted non-preserved (Generally available to be withdrawn)	\$45,044.25
Restricted non-preserved (Generally available when you leave your employer)	\$0.00
Preserved (Generally available once you retire, after reaching your preservation age)	\$499,310.74

YOUR TAX COMPONENTS

Tax Free Component	\$23,444.48
Taxable Component	\$520,910.51

YOUR INSURANCE COVER

Death Benefit	\$0.00
Disability Benefit	\$0.00
Salary Continuance (Annual Insured Benefit)	\$0.00

YOUR TOTAL SUPERANNUATION BALANCE

Your total superannuation balance	\$544,354.99
-----------------------------------	--------------

NOTE: This amount does not include any entitlements from external super funds

INVESTMENT RETURN

The return on your investment for the year	6.37 %
--	--------

Member Statement

For the year ended 30 June 2021

Accumulation Account - Mr Pedro Pablo Riobos

ACCOUNT SUMMARY

Opening Balance as at 01/07/2020	\$511,757.19
New Earnings	\$32,597.80
Closing Balance at 30/06/2021	\$544,354.99

ACCESS TO YOUR BENEFITS

Unrestricted non-preserved (Generally available to be withdrawn)	\$45,044.25
Restricted non-preserved (Generally available when you leave your employer)	\$0.00
Preserved (Generally available once you retire, after reaching your preservation age)	\$499,310.74

YOUR TAX COMPONENTS

Tax Free Component	\$23,444.48
Taxable Component	\$520,910.51

Member Statement

For the year ended 30 June 2021

YOUR BENEFICIARY(s) - Mr Pedro Pablo Riobos

No beneficiaries have been recorded.

FUND CONTACT DETAILS

Pablo Lorient

(03) 9480 5500

PO Box 706

Burgundy Street

HEIDELBERG VIC 3084

Member Statement

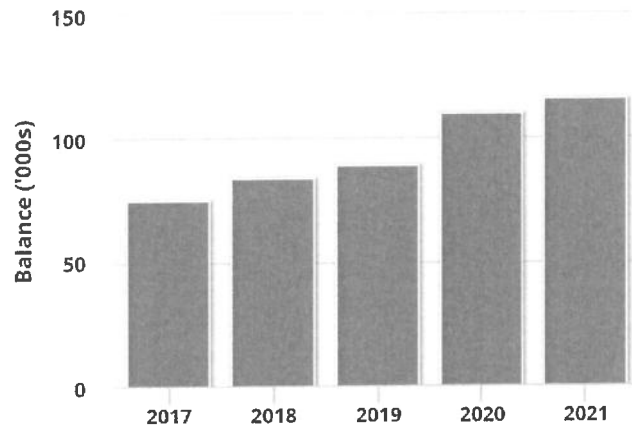
For the year ended 30 June 2021

Member details

Mrs Josephine Riobos
7 Benaud Close
KEILOR EAST VIC 3033
AUSTRALIA

Date of Birth: 02/04/1962
Eligible Service Date: 31/05/1979

Your recent balance history



YOUR OPENING BALANCE

\$109,845.53

\$5,901.23
Balance Increase

YOUR CLOSING BALANCE

\$115,746.76

Your Net Fund Return

6.3698%

Your account at a glance

Opening Balance as at 01/07/2020

\$109,845.53

What has been added to your account

Employer Concessional Contributions

\$4,002.04

What has been deducted from your account

Insurance Premiums

\$5,097.73

New Earnings

\$6,996.92

Closing Balance at 30/06/2021

\$115,746.76

Member Statement

For the year ended 30 June 2021

Consolidated - Mrs Josephine Riobos

ACCESS TO YOUR BENEFITS

Unrestricted non-preserved (Generally available to be withdrawn)	\$0.00
Restricted non-preserved (Generally available when you leave your employer)	\$0.00
Preserved (Generally available once you retire, after reaching your preservation age)	\$115,746.76

YOUR TAX COMPONENTS

Tax Free Component	\$18,687.94
Taxable Component	\$97,058.82

YOUR INSURANCE COVER

Death Benefit	\$0.00
Disability Benefit	\$0.00
Salary Continuance (Annual Insured Benefit)	\$0.00

YOUR TOTAL SUPERANNUATION BALANCE

Your total superannuation balance	\$115,746.76
-----------------------------------	--------------

NOTE: This amount does not include any entitlements from external super funds

INVESTMENT RETURN

The return on your investment for the year	6.37 %
--	--------

Member Statement

For the year ended 30 June 2021

Accumulation Account - Mrs Josephine Riobos

ACCOUNT SUMMARY

Opening Balance as at 01/07/2020	\$109,845.53
What has been added to your account	
Employer Concessional Contributions	\$4,002.04
What has been deducted from your account	
Insurance Premiums	\$5,097.73
New Earnings	\$6,996.92
Closing Balance at 30/06/2021	\$115,746.76

ACCESS TO YOUR BENEFITS

Unrestricted non-preserved (Generally available to be withdrawn)	\$0.00
Restricted non-preserved (Generally available when you leave your employer)	\$0.00
Preserved (Generally available once you retire, after reaching your preservation age)	\$115,746.76

YOUR TAX COMPONENTS

Tax Free Component	\$18,687.94
Taxable Component	\$97,058.82

Member Statement

For the year ended 30 June 2021

YOUR BENEFICIARY(s) - Mrs Josephine Riobos

No beneficiaries have been recorded.

FUND CONTACT DETAILS

Pablo Lorient

(03) 9480 5500

PO Box 706

Burgundy Street

HEIDELBERG VIC 3084
