

Financial statements and reports for the year ended
30 June 2022

Coles Choice Meats Pty Ltd Superannuation Fund

Operating Statement

Rental Property Statement

Statement of Financial Position

Notes to the Financial Statements

Members Statement

Trustees Declaration

Trustee Minute / Resolution

Compilation Report

SMSF Annual Return

Statement of Taxable Income

Investment Summary with Market Movement

Investment Performance

Investment Income

Investment Total Return

Operating Statement

For the year ended 30 June 2022



	Note	2022 \$	2021 \$
Income			
Investment Income			
Trust Distributions	12	1,218	1,123
Dividends Received	11	29,476	12,340
Interest Received		3	1
Property Income	13	4,240	4,160
Contribution Income			
Employer Contributions		12,133	10,942
Total Income		<u>47,070</u>	<u>28,566</u>
Expenses			
Property Expenses - Council Rates		411	667
Property Expenses - Repairs Maintenance		0	372
Property Expenses - Sundry Expenses		413	392
Property Expenses - Water Rates		574	271
		<u>1,398</u>	<u>1,702</u>
Investment Losses			
Changes in Market Values	14	96,445	(143,774)
Total Expenses		<u>97,843</u>	<u>(142,072)</u>
Benefits accrued as a result of operations before income tax		<u>(50,773)</u>	<u>170,638</u>
Income Tax Expense	15	(1,260)	357
Benefits accrued as a result of operations		<u>(49,513)</u>	<u>170,280</u>

Refer to compilation report.. The financial statements use XYZ General Reporting Standards

Rental Property Statement

For the year ended 30 June 2022



Property	Lots 550, 551, 556 New Road, Spald...	Market Value	(as at 30/06/2022):	80,000
Property Account Code:	LOT550551566	Gross Rental Yield:		5.30%
Property Type:	Australian - Non Residential	Net Rental Yield:		3.55%

	Tax Return Label	GST Label	2022 \$	2021 \$
Income				
Property Income	Label B		4,240	4,160
Total Income		G1	4,240	4,160
Expenses				
Council Rates	Label I		411	667
Repairs Maintenance	Label I		0	372
Sundry Expenses	Label I		413	392
Water Rates	Label I		574	271
Total Expenses		G11	1,398	1,702
Net Rental Income			2,842	2,458
GST excluded from total income		1A	0	
GST excluded from total expenses		1B	0	

Coles Choice Meats Pty Ltd Superannuation Fund
Statement of Financial Position



As at 30 June 2022

	Note	2022 \$	2021 \$
Assets			
Investments			
Managed Investments (Australian)	2	25,399	27,696
Real Estate Properties (Australian - Non Residential)	3	82,790	122,792
Shares in Listed Companies (Australian)	4	489,665	474,635
Stapled Securities	5	0	11,065
Units in Listed Unit Trusts (Australian)	6	3,429	4,632
Total Investments		<u>601,283</u>	<u>640,820</u>
Other Assets			
Reinvestment Residual Account		115	142
Distributions Receivable		1,036	791
ANZ V2 Plus #40437		4,425	16,506
Income Tax Refundable		995	0
Total Other Assets		<u>6,571</u>	<u>17,439</u>
Total Assets		<u>607,854</u>	<u>658,259</u>
Less:			
Liabilities			
Income Tax Payable		0	892
Total Liabilities		<u>0</u>	<u>892</u>
Net assets available to pay benefits		<u>607,854</u>	<u>657,367</u>
Represented by:			
Liability for accrued benefits allocated to members' accounts	8, 9		
Coles, Rodney Mark - Accumulation		147,330	156,901
Coles, Beverley - Accumulation		460,524	500,466
Total Liability for accrued benefits allocated to members' accounts		<u>607,854</u>	<u>657,367</u>

Refer to compilation report.. The financial statements use XYZ General Reporting Standards

Note 1: Summary of Significant Accounting Policies

The trustees have prepared the financial statements on the basis that the superannuation fund is a non-reporting entity because there are no users dependent on general purpose financial statements. The financial statements are therefore special purpose financial statements that have been prepared in order to meet the requirements of the Superannuation Industry (Supervision) Act 1993 and associated Regulations, the trust deed of the fund and the needs of members.

The financial statements have been prepared on a cash basis and are based on historical costs, except for investments which have been measured at market value.

The following significant accounting policies, which are consistent with the policies applied in the previous period unless otherwise stated, have been adopted in the preparation of the financial statements.

The financial statements were authorised for issue by the Trustee(s).

a. Measurement of Investments

The fund initially recognises:

- (i) an investment when it controls the future economic benefits expected to flow from the asset. For financial assets, the trade date is considered to be the date on which control of the future economic benefits attributable to the asset passes to the fund; and
- (ii) a financial liability on the date it becomes a party to the contractual provisions of the instrument.

Investments of the fund have been measured at market value, which refers to the amount that a willing buyer could reasonably be expected to pay to acquire the asset from a willing seller if the following assumptions were made:

- that the buyer and the seller deal with each other at arm's length in relation to the sale;
- that the sale occurred after proper marketing of the asset; and
- that the buyer and the seller acted knowledgeably and prudentially in relation to the sale.

Market value has been determined as follows:

- (i) shares and other securities listed on the Australian Securities Exchange by reference to the relevant market quotations at the end of the reporting period;
- (ii) units in managed funds by reference to the unit redemption price at the end of the reporting period;
- (iii) fixed-interest securities by reference to the redemption price at the end of the reporting period;
- (iv) unlisted investments are stated at trustees' assessment based on estimated market value at balance date or where necessary, an external valuer's opinion; and
- (v) investment properties at the trustees' assessment of the market value or where necessary a qualified independent valuer's opinion at the end of reporting period.

Financial liabilities, such as trade creditors and other payables, are measured at the gross value of the outstanding balance at the end of the reporting period. The trustees have determined that the gross values of the fund's financial liabilities is equivalent to their market values. Any remeasurement changes in the gross values of non-current financial liabilities (including liabilities for members' accrued benefits) are recognised in the operating statement in the periods in which they occur.

b. Cash and Cash Equivalents

Cash and cash equivalents include cash on hand and at call, deposits with banks and short-term, highly liquid investments that are readily convertible to cash and subject to an insignificant risk of change in value.

c. Revenue

Revenue is recognised at the fair value of the consideration received or receivable.

Interest revenue

Interest revenue is recognised in respect of fixed-interest securities, and cash and cash equivalent balances. Interest revenue is recognised upon receipt.

Notes to the Financial Statements

For the year ended 30 June 2022

Dividend revenue

Dividend revenue is recognised when the dividend has been paid or, in the case of dividend reinvestment schemes, when the dividend is credited to the benefit of the fund.

Rental revenue

Rental revenue arising from operating leases on investment properties is recognised upon receipt.

Distribution revenue

Distributions from unit trusts and managed funds are recognised as at the date the unit value is quoted ex-distribution and if not received at the end of the reporting period, are reflected in the statement of financial position as a receivable at market value.

Remeasurement changes in market values

Remeasurement changes in the market values of assets are recognised as income and determined as the difference between the market value at year-end or consideration received (if sold during the year) and the market value as at the prior year-end or cost (if acquired during the period).

d. Liability for Accrued Benefits

The liability for accrued benefits represents the fund's present obligation to pay benefits to members and beneficiaries, and has been calculated as the difference between the carrying amount of the assets and the carrying amount of the other payables and income tax liabilities as at the end of the reporting period.

e. Critical Accounting Estimates and Judgements

The preparation of financial statements requires the trustees to make judgements, estimates and assumptions that affect the application of accounting policies and the reported amounts of assets and liabilities, income and expenses. Actual results may differ from these estimates.

Estimates and underlying assumptions are reviewed on an ongoing basis. Revisions to accounting estimates are recognised in the period in which the estimate is revised and in any future period affected.

Note 2: Managed Investments (Australian)

	2022 \$	2021 \$
Watermark Absolute Return Fd - B CI	9,537	8,826
Magellan Global Fund (open Class) (managed Fund)	15,862	18,870
	25,399	27,696

Note 3: Real Estate Properties (Australian - Non Residential)

	2022 \$	2021 \$
Electrical Power Connection (Lots 550, 551 & 566 New Road, Spalding SA 5454)	2,790	2,790
Lots 550, 551, 556 New Road, Spalding SA 5454	80,000	120,002
	82,790	122,792

Notes to the Financial Statements

For the year ended 30 June 2022

**Note 4: Shares in Listed Companies (Australian)**

	2022	2021
	\$	\$
AMP Limited	5,730	6,750
Australia And New Zealand Banking Group Limited	81,313	98,778
Argo Investments Limited	22,000	22,325
BHP Group Limited	53,625	63,141
Commonwealth Bank Of Australia.	62,001	66,014
Cobalt Blue Holdings Limited	49,600	21,600
Coda Minerals Ltd	5,980	0
Centrex Limited	5,250	0
Endeavour Group Limited	11,355	0
Magellan Global Fund.	13	72
National Australia Bank Limited	43,906	40,143
Nickel Industries Limited	9,750	0
Origin Energy Limited	4,888	3,703
Pointsbet Holdings Limited	6,700	0
Pendal Group Limited	13,260	8,060
QBE Insurance Group Limited	0	16,185
South32 Limited	0	14,650
Santos Limited	10,529	10,061
Strike Energy Limited	5,100	6,400
Torrens Mining Limited	0	9,600
Westpac Banking Corporation	61,172	56,782
Woodside Energy Group Ltd	23,371	0
Wesfarmers Limited	14,124	19,267
Woodside Petroleum Ltd	0	11,105
	489,667	474,636

Note 5: Stapled Securities

	2022	2021
	\$	\$
Sydney Airport	0	11,065
	0	11,065

Notes to the Financial Statements

For the year ended 30 June 2022

**Note 6: Units in Listed Unit Trusts (Australian)**

	2022 \$	2021 \$
Magellan Global Fund.	3,429	4,632
	3,429	4,632

Note 8: Liability for Accrued Benefits

	2022 \$	2021 \$
Liability for accrued benefits at beginning of year	657,367	487,086
Benefits accrued as a result of operations	(49,513)	170,281
Current year member movements	0	0
Liability for accrued benefits at end of year	607,854	657,367

Note 9: Vested Benefits

Vested benefits are benefits that are not conditional upon continued membership of the fund (or any factor other than resignation from the plan) and include benefits which members were entitled to receive had they terminated their fund membership as at the end of the reporting period.

	2022 \$	2021 \$
Vested Benefits	607,854	657,367

Note 10: Guaranteed Benefits

No guarantees have been made in respect of any part of the liability for accrued benefits.

Note 11: Dividends

	2022 \$	2021 \$
AMP Limited	0	600
Argo Investments Limited	750	700
Australia And New Zealand Banking Group Limited	5,046	2,061
Australian Leaders Fund Limited	0	279
BHP Group Limited	13,198	2,686

Notes to the Financial Statements

For the year ended 30 June 2022

Commonwealth Bank Of Australia.	2,502	1,603
National Australia Bank Limited	1,967	898
Origin Energy Limited	166	178
Pendal Group Limited	890	370
Santos Limited	277	131
South32 Limited	0	90
Wesfarmers Limited	558	581
Westpac Banking Corporation	3,186	1,905
Woodside Petroleum Ltd	936	258
	29,476	12,340

Note 12: Trust Distributions

	2022 \$	2021 \$
Magellan Global Fund.	187	94
Magellan Global Fund (open Class) (managed Fund)	349	697
Watermark Absolute Return Fd - B CI	682	0
Mag Global Equities	0	332
	1,218	1,123

Note 13: Rental Income

	2022 \$	2021 \$
Lots 550, 551, 556 New Road, Spalding SA 5454	4,240	4,160
	4,240	4,160

Note 14: Changes in Market Values Unrealised Movements in Market Value

	2022 \$	2021 \$
Managed Investments (Australian)		
Magellan Global Fund (open Class) (managed Fund)	(3,008)	2,380
Watermark Absolute Return Fd - B CI	711	(410)
	(2,297)	1,971
Real Estate Properties (Australian - Non Residential)		
Lots 550, 551, 556 New Road, Spalding SA 5454	(40,002)	0

Notes to the Financial Statements

For the year ended 30 June 2022

	(40,002)	0
Shares in Listed Companies (Australian)		
AMP Limited	(1,020)	(4,380)
Argo Investments Limited	(325)	4,350
Australia And New Zealand Banking Group Limited	(22,524)	33,207
Australian Leaders Fund Limited	0	5,434
BHP Group Limited	(9,516)	16,575
Centrex Limited	590	0
Cobalt Blue Holdings Limited	28,000	14,122
Coda Minerals Ltd	(14,220)	0
Commonwealth Bank Of Australia.	(6,502)	19,961
Endeavour Group Limited	(346)	0
Jervois Global Limited	0	1,610
Magellan Global Fund.	(59)	72
National Australia Bank Limited	1,793	12,228
Nickel Industries Limited	(3,238)	0
Origin Energy Limited	1,018	(1,045)
Pendal Group Limited	(7,975)	2,090
Pointsbet Holdings Limited	(10,399)	0
QBE Insurance Group Limited	(2,596)	1,481
Santos Limited	468	2,540
South32 Limited	(4,390)	4,390
Strike Energy Limited	(1,300)	2,200
Torrens Mining Limited	(690)	690
Wesfarmers Limited	(5,062)	4,617
Westpac Banking Corporation	(17,109)	16,845
Woodside Energy Group Ltd	(244)	0
Woodside Petroleum Ltd	5,545	280
	(70,101)	137,265
Stapled Securities		
Sydney Airport	775	575
	775	575

Notes to the Financial Statements

For the year ended 30 June 2022

Units in Listed Unit Trusts (Australian)		
Mag Global Equities	0	(1,420)
Magellan Global Fund.	(1,203)	494
	(1,203)	(926)
Total Unrealised Movement	(112,827)	138,883

Realised Movements in Market Value	2022	2021
	\$	\$
Shares in Listed Companies (Australian)		
Australian Leaders Fund Limited	0	(4,028)
Cobalt Blue Holdings Limited	0	5,968
Jervois Global Limited	0	696
QBE Insurance Group Limited	5,219	2,254
South32 Limited	5,599	0
Torrens Mining Limited	2,780	0
	13,598	4,890
Stapled Securities		
Sydney Airport	2,783	0
	2,783	0
Total Realised Movement	16,381	4,890
Changes in Market Values	(96,446)	143,773

Note 15: Income Tax Expense	2022	2021
	\$	\$
The components of tax expense comprise		
Current Tax	(1,260)	358
Income Tax Expense	(1,260)	358

The prima facie tax on benefits accrued before income tax is reconciled to the income tax as follows:

Prima facie tax payable on benefits accrued before income tax at 15%	(7,616)	25,596
--	---------	--------

Notes to the Financial Statements

For the year ended 30 June 2022

Less:

Tax effect of:

Increase in MV of Investments	0	20,832
Realised Accounting Capital Gains	2,457	734
Accounting Trust Distributions	183	168
Tax Adjustment - Capital Works Expenditure (D1)	10	10

Add:

Tax effect of:

Decrease in MV of Investments	16,924	0
Franking Credits	1,837	760
Foreign Credits	2	5
Net Capital Gains	2,398	822
Taxable Trust Distributions	88	12
Distributed Foreign Income	14	12
Rounding	(2)	(2)

Income Tax on Taxable Income or Loss	10,995	5,461
--------------------------------------	--------	-------

Less credits:

Franking Credits	12,245	5,070
Foreign Credits	10	34

Current Tax or Refund	(1,260)	357
-----------------------	---------	-----

Coles Choice Meats Pty Ltd Superannuation Fund Members Statement



Rodney Mark Coles
2 Roderick Street
Spalding, South Australia, 5454, Australia

Your Details

Date of Birth :	Provided	Nominated Beneficiaries:	N/A
Age:	63	Nomination Type:	N/A
Tax File Number:	Provided	Vested Benefits:	147,329
Date Joined Fund:	01/07/2019	Total Death Benefit:	147,329
Service Period Start Date:	15/06/1996		
Date Left Fund:			
Member Code:	COLROD00001A		
Account Start Date:	01/07/2019		
Account Phase:	Accumulation Phase		
Account Description:	Accumulation		

Your Balance

Total Benefits 147,329

Preservation Components

Preserved 146,304

Unrestricted Non Preserved

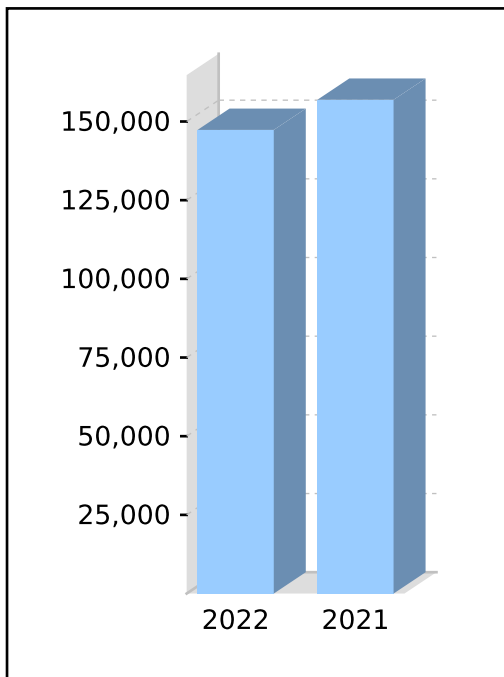
Restricted Non Preserved 1,025

Tax Components

Tax Free 8,379

Taxable 138,950

Investment Earnings Rate -9%



Your Detailed Account Summary

	This Year
Opening balance at 01/07/2021	156,901
<u>Increases to Member account during the period</u>	
Employer Contributions	5,681
Personal Contributions (Concessional)	
Personal Contributions (Non Concessional)	
Government Co-Contributions	
Other Contributions	
Proceeds of Insurance Policies	
Transfers In	
Net Earnings	(12,193)
Internal Transfer In	
<u>Decreases to Member account during the period</u>	
Pensions Paid	
Contributions Tax	852
Income Tax	2,208
No TFN Excess Contributions Tax	
Excess Contributions Tax	
Refund Excess Contributions	
Division 293 Tax	
Insurance Policy Premiums Paid	
Management Fees	
Member Expenses	
Benefits Paid/Transfers Out	
Superannuation Surcharge Tax	
Internal Transfer Out	
Closing balance at 30/06/2022	147,329

Coles Choice Meats Pty Ltd Superannuation Fund
Members Statement



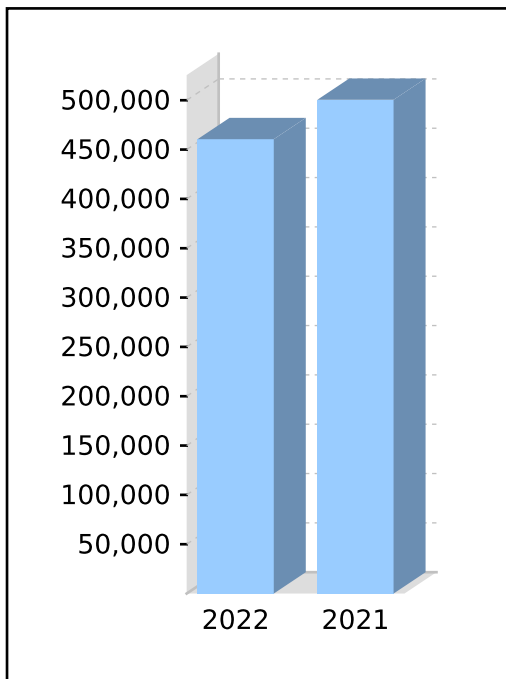
Beverley Joy Coles
 2 Roderick Street
 Spalding, South Australia, 5454, Australia

Your Details

Date of Birth :	Provided	Nominated Beneficiaries:	N/A
Age:	59	Nomination Type:	N/A
Tax File Number:	Provided	Vested Benefits:	460,524
Date Joined Fund:	01/07/2019	Total Death Benefit:	460,524
Service Period Start Date:	15/06/1996		
Date Left Fund:			
Member Code:	COLBEV00001A		
Account Start Date:	01/07/2019		
Account Phase:	Accumulation Phase		
Account Description:	Accumulation		

Your Balance

Total Benefits	460,524
<u>Preservation Components</u>	
Preserved	459,499
Unrestricted Non Preserved	
Restricted Non Preserved	1,025
<u>Tax Components</u>	
Tax Free	7,399
Taxable	453,125
Investment Earnings Rate	-9%



Your Detailed Account Summary

	This Year
Opening balance at 01/07/2021	500,466
<u>Increases to Member account during the period</u>	
Employer Contributions	6,453
Personal Contributions (Concessional)	
Personal Contributions (Non Concessional)	
Government Co-Contributions	
Other Contributions	
Proceeds of Insurance Policies	
Transfers In	
Net Earnings	(38,461)
Internal Transfer In	
<u>Decreases to Member account during the period</u>	
Pensions Paid	
Contributions Tax	968
Income Tax	6,966
No TFN Excess Contributions Tax	
Excess Contributions Tax	
Refund Excess Contributions	
Division 293 Tax	
Insurance Policy Premiums Paid	
Management Fees	
Member Expenses	
Benefits Paid/Transfers Out	
Superannuation Surcharge Tax	
Internal Transfer Out	
Closing balance at 30/06/2022	460,524



Trustees Declaration

The trustees have determined that the fund is not a reporting entity and that the special purpose financial statements should be prepared in accordance with the accounting policies described in Note 1 to the financial statements.

The trustees declare that:

- (i) the financial statements and notes to the financial statements for the year ended 30 June 2022 present fairly, in all material respects, the financial position of the superannuation fund at 30 June 2022 and the results of its operations for the year ended on that date in accordance with the accounting policies described in Note 1 to the financial statements;
- (ii) the financial statements and notes to the financial statements have been prepared in accordance with the requirements of the trust deed; and
- (iii) the operation of the superannuation fund has been carried out in accordance with its trust deed and in compliance with the requirements of the Superannuation Industry (Supervision) Act 1993 and associated Regulations during the year ended 30 June 2022.

Signed in accordance with a resolution of the trustees by:

.....
Beverley Joy Coles

Trustee

.....
Rodney Coles

Trustee

Dated this day of2022

Minutes of a meeting of the Trustee(s)

held on 08 November 2022 at 2 Roderick Street, Spalding, South Australia 5454

PRESENT:	Beverley Joy Coles and Rodney Coles
MINUTES:	The Chair reported that the minutes of the previous meeting had been signed as a true record.
FINANCIAL STATEMENTS OF SUPERANNUATION FUND:	<p>It was resolved that the financial statements would be prepared as special purpose financial statements as, in the opinion of the trustee(s), the superannuation fund is a non-reporting entity and therefore is not required to comply with all Australian Accounting Standards.</p> <p>The Chair tabled the financial statements and notes to the financial statements of the superannuation fund in respect of the year ended 30 June 2022 and it was resolved that such statements be and are hereby adopted as tabled.</p>
TRUSTEE'S DECLARATION:	It was resolved that the trustee's declaration of the superannuation fund be signed.
ANNUAL RETURN:	Being satisfied that the fund had complied with the requirements of the Superannuation Industry (Supervision) Act 1993 (SISA) and Regulations during the year ended 30 June 2022, it was resolved that the annual return be approved, signed and lodged with the Australian Taxation Office.
TRUST DEED:	The Chair tabled advice received from the fund's legal adviser confirming that the fund's trust deed is consistent with all relevant superannuation and trust law.
INVESTMENT STRATEGY:	The allocation of the fund's assets and the fund's investment performance over this financial year were reviewed and found to be within the acceptable ranges outlined in the investment strategy. After considering the risk, rate of return and liquidity of the investments and the ability of the fund to discharge its existing liabilities, it was resolved that the investment strategy continues to reflect the purposes and circumstances of the fund and its members. Accordingly, no changes in the investment strategy were required.
INSURANCE COVER:	The trustee(s) reviewed the current life and total and permanent disability insurance coverage on offer to the members and resolved that the current insurance arrangements were appropriate for the fund.
ALLOCATION OF INCOME:	It was resolved that the income of the fund would be allocated to the members based on their average daily balance (an alternative allocation basis may be percentage of opening balance).
INVESTMENT ACQUISITIONS:	It was resolved to ratify the investment acquisitions throughout the financial year ended 30 June 2022.
INVESTMENT DISPOSALS:	It was resolved to ratify the investment disposals throughout the financial year ended 30 June 2022.
AUDITORS:	<p>It was resolved that</p> <p>Anthony Boys</p> <p>of</p> <p>Po Box 3376, Rundle Mall, South Australia 5000</p> <p>act as auditors of the Fund for the next financial year.</p>
TAX AGENTS:	It was resolved that

Minutes of a meeting of the Trustee(s)

held on 08 November 2022 at 2 Roderick Street, Spalding, South Australia 5454

Simon Langston

act as tax agents of the Fund for the next financial year.

TRUSTEE STATUS:

Each of the trustee(s) confirmed that they are qualified to act as trustee(s) of the fund and that they are not disqualified persons as defined by s 120 of the SISA.

CONTRIBUTIONS RECEIVED:

It was resolved that the contributions during the year be allocated to members on the basis of the schedule provided by the principal Fund employer.

ACCEPTANCE OF ROLLOVERS:

The trustee has ensured that any rollover made to the Fund, meets the requirements of the Fund's deed and does not breach the superannuation laws in relation to:

1. making rollover between Funds; and,
2. breaching the Fund or the member investment strategy.

The trustee has reviewed the rollover and received advice that the rollover is in accordance with the Trust Deed and the rules of the Fund and the superannuation laws. As such the trustee has resolved to accept the rollover on behalf of the member.

PAYMENT OF BENEFITS:

The trustee has ensured that any payment of benefits made from the Fund, meets the requirements of the Fund's deed and does not breach the superannuation laws in relation to:

1. making payments to members; and,
2. breaching the Fund or the member investment strategy.

The trustee has reviewed the payment of the benefit and received advice that the transfer is in accordance with the Deed and the superannuation laws. As such the trustee has resolved to allow the payment of the benefits on behalf of the member.

CLOSURE:

All resolutions for this meeting were made in accordance with the SISA and Regulations.

There being no further business the meeting then closed.

Signed as a true record –

.....

Beverley Joy Coles

Chairperson

Compilation Report

We have compiled the accompanying special purpose financial statements of the Coles Choice Meats Pty Ltd Superannuation Fund which comprise the statement of financial position as at 30 June 2022 the operating statement for the year then ended, a summary of significant accounting policies and other explanatory notes. The specific purpose for which the special purpose financial statements have been prepared is set out in Note 1 to the financial statements.

The Responsibility of the Trustee

The Trustee of Coles Choice Meats Pty Ltd Superannuation Fund are solely responsible for the information contained in the special purpose financial statements, the reliability, accuracy and completeness of the information and for the determination that the financial reporting framework used is appropriate to meet their needs and for the purpose that the financial statements were prepared.

Our Responsibility

On the basis of information provided by the Trustee, we have compiled the accompanying special purpose financial statements in accordance with the financial reporting framework as described in Note 1 to the financial statements and APES 315: Compilation of Financial Information.

We have applied our expertise in accounting and financial reporting to compile these financial statements in accordance with the financial reporting framework described in Note 1 to the financial statements. We have complied with the relevant ethical requirements of APES 110: Code of Ethics for Professional Accountants.

Assurance Disclaimer

Since a compilation engagement is not an assurance engagement, we are not required to verify the reliability, accuracy or completeness of the information provided to us by management to compile these financial statements. Accordingly, we do not express an audit opinion or a review conclusion on these financial statements.

The special purpose financial statements were compiled exclusively for the benefit of the directors of the trustee company who are responsible for the reliability, accuracy and completeness of the information used to compile them. We do not accept responsibility for the contents of the special purpose financial statements.

Simon Langston

of

64 French Street, Netherby, South Australia 5062

Signed:



Dated: 08/11/2022

Self-managed superannuation fund annual return **2022**

Who should complete this annual return?

Only self-managed superannuation funds (SMSFs) can complete this annual return. All other funds must complete the *Fund income tax return 2022* (NAT 71287).

- ❗ The *Self-managed superannuation fund annual return instructions 2022* (NAT 71606) (the instructions) can assist you to complete this annual return.
- ⊖ The SMSF annual return cannot be used to notify us of a change in fund membership. You must update fund details via ABR.gov.au or complete the Change of details for superannuation entities form (NAT 3036).

To complete this annual return

- Print clearly, using a BLACK pen only.
- Use BLOCK LETTERS and print one character per box.

S	M	/	T	#		S	T				
---	---	---	---	---	--	---	---	--	--	--	--

- Place X in ALL applicable boxes.

➤ Postal address for annual returns:

Australian Taxation Office
GPO Box 9845
[insert the name and postcode
of your capital city]

For example;

Australian Taxation Office
GPO Box 9845
SYDNEY NSW 2001

Section A: Fund information

1 Tax file number (TFN)

- ❗ The ATO is authorised by law to request your TFN. You are not obliged to quote your TFN but not quoting it could increase the chance of delay or error in processing your annual return. See the Privacy note in the Declaration.

➤ To assist processing, write the fund's TFN at the top of pages 3, 5, 7, 9 and 11.

2 Name of self-managed superannuation fund (SMSF)

3 Australian business number (ABN) (if applicable)

4 Current postal address

Suburb/town

State/territory

Postcode

5 Annual return status

- | | | |
|--|-------------|-----|
| Is this an amendment to the SMSF's 2022 return? | A No | Yes |
| Is this the first required return for a newly registered SMSF? | B No | Yes |

6 SMSF auditor

Auditor's name

Title: Mr Mrs Miss Ms Other

Family name

First given name

Other given names

SMSF Auditor Number

Auditor's phone number

Postal address

Suburb/town

State/territory

Postcode

Date audit was completed **A** ^{Day} / ^{Month} / ^{Year}

Was Part A of the audit report qualified? **B** No Yes

Was Part B of the audit report qualified? **C** No Yes

If Part B of the audit report was qualified, have the reported issues been rectified? **D** No Yes

7 Electronic funds transfer (EFT)

We need your self-managed super fund's financial institution details to pay any super payments and tax refunds owing to you.

A Fund's financial institution account details

This account is used for super contributions and rollovers. Do not provide a tax agent account here.

Fund BSB number

Fund account number

Fund account name

I would like my tax refunds made to this account. [Go to C.](#)

B Financial institution account details for tax refunds

This account is used for tax refunds. You can provide a tax agent account here.

BSB number

Account number

Account name

C Electronic service address alias

Provide the electronic service address alias (ESA) issued by your SMSF messaging provider. (For example, SMSFdataESAAlias). See instructions for more information.

8 Status of SMSF Australian superannuation fund **A** No Yes Fund benefit structure **B** Code
Does the fund trust deed allow acceptance of the Government's Super Co-contribution and Low Income Super Amounts? **C** No Yes

9 Was the fund wound up during the income year?
No Yes **▶** If yes, provide the date on which the fund was wound up Day / Month / Year **▶** Have all tax lodgment and payment obligations been met? No Yes

10 Exempt current pension income

Did the fund pay retirement phase superannuation income stream benefits to one or more members in the income year?

To claim a tax exemption for current pension income, you must pay at least the minimum benefit payment under the law. Record exempt current pension income at Label **A**.

No **▶** Go to Section B: Income.

Yes **▶** Exempt current pension income amount **A** \$

Which method did you use to calculate your exempt current pension income?

Segregated assets method **B**

Unsegregated assets method **C** **▶** Was an actuarial certificate obtained? **D** Yes

Did the fund have any other income that was assessable?

E **Yes** **▶** Go to Section B: Income.

No **▶** Choosing 'No' means that you do not have any assessable income, including no-TFN quoted contributions. Go to Section C: Deductions and non-deductible expenses. (Do **not** complete Section B: Income.)

If you are entitled to claim any tax offsets, you can list these at Section D: Income tax calculation statement.

Section B: Income

Do not complete this section if all superannuation interests in the SMSF were supporting superannuation income streams in the retirement phase for the **entire year**, there was **no** other income that was assessable, and you **have not** realised a deferred notional gain. If you are entitled to claim any tax offsets, you can record these at Section D: Income tax calculation statement.

11 Income

Did you have a capital gains tax (CGT) event during the year?

G No Yes

If the total capital loss or total capital gain is greater than \$10,000 or you elected to use the transitional CGT relief in 2017 and the deferred notional gain has been realised, complete and attach a *Capital gains tax (CGT) schedule 2022*.

Have you applied an exemption or rollover?

M No Yes

Code

Net capital gain **A** \$

Gross rent and other leasing and hiring income **B** \$

Gross interest **C** \$

Forestry managed investment scheme income **X** \$

Gross foreign income		Loss
D1 \$	Net foreign income	D \$

Australian franking credits from a New Zealand company **E** \$

Number

Transfers from foreign funds **F** \$

Gross payments where ABN not quoted **H** \$

Loss

Calculation of assessable contributions

Assessable employer contributions

R1 \$

plus Assessable personal contributions

R2 \$

plus **No-TFN-quoted contributions

R3 \$

(an amount must be included even if it is zero)

less Transfer of liability to life insurance company or PST

R6 \$

Gross distribution from partnerships **I** \$

*Unfranked dividend amount **J** \$

*Franked dividend amount **K** \$

*Dividend franking credit **L** \$

*Gross trust distributions **M** \$

Code

Assessable contributions **R** \$
(**R1** plus **R2** plus **R3** less **R6**)

Calculation of non-arm's length income

*Net non-arm's length private company dividends

U1 \$

plus *Net non-arm's length trust distributions

U2 \$

plus *Net other non-arm's length income

U3 \$

*Other income **S** \$

*Assessable income due to changed tax status of fund **T** \$

Net non-arm's length income **U** \$
(subject to 45% tax rate)
(**U1** plus **U2** plus **U3**)

Code

#This is a mandatory label.

*If an amount is entered at this label, check the instructions to ensure the correct tax treatment has been applied.

GROSS INCOME **W** \$
(Sum of labels **A** to **U**)

Loss

Exempt current pension income **Y** \$

TOTAL ASSESSABLE INCOME **V** \$
(**W** less **Y**)

Loss

Section C: Deductions and non-deductible expenses

12 Deductions and non-deductible expenses

- Under 'Deductions' list all expenses and allowances you are entitled to claim a deduction for. Under 'Non-deductible expenses', list all other expenses or normally allowable deductions that you cannot claim as a deduction (for example, all expenses related to exempt current pension income should be recorded in the 'Non-deductible expenses' column).

	DEDUCTIONS		NON-DEDUCTIBLE EXPENSES
Interest expenses within Australia	A1 \$		A2 \$
Interest expenses overseas	B1 \$		B2 \$
Capital works expenditure	D1 \$		D2 \$
Decline in value of depreciating assets	E1 \$		E2 \$
Insurance premiums – members	F1 \$		F2 \$
SMSF auditor fee	H1 \$		H2 \$
Investment expenses	I1 \$		I2 \$
Management and administration expenses	J1 \$		J2 \$
Forestry managed investment scheme expense	U1 \$		U2 \$
Other amounts	L1 \$	Code	L2 \$
Tax losses deducted	M1 \$		Code

TOTAL DEDUCTIONS
N \$
(Total **A1** to **M1**)

TOTAL NON-DEDUCTIBLE EXPENSES
Y \$
(Total **A2** to **L2**)

#TAXABLE INCOME OR LOSS Loss
O \$
(**TOTAL ASSESSABLE INCOME** less
TOTAL DEDUCTIONS)

TOTAL SMSF EXPENSES
Z \$
(**N plus Y**)

#This is a mandatory label.

Section D: Income tax calculation statement

#Important:

Section B label **R3**, Section C label **O** and Section D labels **A,T1, J, T5** and **I** are mandatory. If you leave these labels blank, you will have specified a zero amount.

13 Calculation statement

Please refer to the *Self-managed superannuation fund annual return instructions 2022* on how to complete the calculation statement.

#Taxable income	A \$	<i>(an amount must be included even if it is zero)</i>
#Tax on taxable income	T1 \$	<i>(an amount must be included even if it is zero)</i>
#Tax on no-TFN-quoted contributions	J \$	<i>(an amount must be included even if it is zero)</i>

Gross tax **B \$**
(T1 plus J)

Foreign income tax offset	
C1 \$	
Rebates and tax offsets	Non-refundable non-carry forward tax offsets
C2 \$	C \$
	<i>(C1 plus C2)</i>

SUBTOTAL 1
T2 \$
(B less C – cannot be less than zero)

Early stage venture capital limited partnership tax offset	
D1 \$	
Early stage venture capital limited partnership tax offset carried forward from previous year	Non-refundable carry forward tax offsets
D2 \$	D \$
Early stage investor tax offset	<i>(D1 plus D2 plus D3 plus D4)</i>
D3 \$	
Early stage investor tax offset carried forward from previous year	SUBTOTAL 2
D4 \$	T3 \$
	<i>(T2 less D – cannot be less than zero)</i>

Complying fund's franking credits tax offset	
E1 \$	
No-TFN tax offset	
E2 \$	
National rental affordability scheme tax offset	
E3 \$	
Exploration credit tax offset	Refundable tax offsets
E4 \$	E \$
	<i>(E1 plus E2 plus E3 plus E4)</i>

#TAX PAYABLE **T5 \$**
(T3 less E – cannot be less than zero)

Section 102AAM interest charge
G \$

Credit for interest on early payments – amount of interest	
H1 \$	
Credit for tax withheld – foreign resident withholding (excluding capital gains)	
H2 \$	
Credit for tax withheld – where ABN or TFN not quoted (non-individual)	
H3 \$	
Credit for TFN amounts withheld from payments from closely held trusts	
H5 \$	
Credit for interest on no-TFN tax offset	
H6 \$	
Credit for foreign resident capital gains withholding amounts	
H8 \$	
	Eligible credits
	H \$
	<i>(H1 plus H2 plus H3 plus H5 plus H6 plus H8)</i>

#Tax offset refunds (Remainder of refundable tax offsets)	I \$	<i>(unused amount from label E – an amount must be included even if it is zero)</i>
---	-------------	---

- PAYG instalments raised
- K \$**
- Supervisory levy
- L \$**
- Supervisory levy adjustment for wound up funds
- M \$**
- Supervisory levy adjustment for new funds
- N \$**

AMOUNT DUE OR REFUNDABLE A positive amount at S is what you owe, while a negative amount is refundable to you.	S \$	<i>(T5 plus G less H less I less K plus L less M plus N)</i>
---	-------------	--

#This is a mandatory label.

Section E: Losses

14 Losses

! If total loss is greater than \$100,000, complete and attach a *Losses schedule 2022*.

- Tax losses carried forward to later income years **U \$**
- Net capital losses carried forward to later income years **V \$**

Section F: Member information

MEMBER 1

Title: Mr Mrs Miss Ms Other

Family name

First given name

Other given names

Member's TFN

See the Privacy note in the Declaration.

Day Month Year

Date of birth

Contributions

OPENING ACCOUNT BALANCE \$

I Refer to instructions for completing these labels.

A \$ Employer contributions

A1 \$ ABN of principal employer

B \$ Personal contributions

C \$ CGT small business retirement exemption

D \$ CGT small business 15-year exemption amount

E \$ Personal injury election

F \$ Spouse and child contributions

G \$ Other third party contributions

H \$ Proceeds from primary residence disposal

H1 \$ Receipt date / /

I \$ Assessable foreign superannuation fund amount

J \$ Non-assessable foreign superannuation fund amount

K \$ Transfer from reserve: assessable amount

L \$ Transfer from reserve: non-assessable amount

M \$ Contributions from non-complying funds and previously non-complying funds

T \$ Any other contributions (including Super Co-contributions and Low Income Super Amounts)

M \$

TOTAL CONTRIBUTIONS N \$

(Sum of labels **A** to **M**)

Other transactions

S1 \$ Accumulation phase account balance

S2 \$ Retirement phase account balance - Non CDBIS

S3 \$ Retirement phase account balance - CDBIS

TRIS Count

CLOSING ACCOUNT BALANCE S \$

(**S1** plus **S2** plus **S3**)

O \$ Allocated earnings or losses

Loss

P \$ Inward rollovers and transfers

Q \$ Outward rollovers and transfers

R1 \$ Lump Sum payments

Code

R2 \$ Income stream payments

Code

Accumulation phase value **X1** \$

Retirement phase value **X2** \$

Outstanding limited recourse borrowing arrangement amount **Y** \$

MEMBER 2

Title: Mr Mrs Miss Ms Other

Family name

First given name

Other given names

Member's TFN

See the Privacy note in the Declaration.

Date of birth Day Month Year

Contributions OPENING ACCOUNT BALANCE \$

! Refer to instructions for completing these labels.

- A \$** Employer contributions
- ABN of principal employer
- A1** Personal contributions
- B \$** CGT small business retirement exemption
- C \$** CGT small business 15-year exemption amount
- D \$** Personal injury election
- E \$** Spouse and child contributions
- F \$** Other third party contributions
- G \$**

- H \$** Proceeds from primary residence disposal
- H1** Receipt date Day / Month / Year
- I \$** Assessable foreign superannuation fund amount
- J \$** Non-assessable foreign superannuation fund amount
- K \$** Transfer from reserve: assessable amount
- L \$** Transfer from reserve: non-assessable amount
- M \$** Contributions from non-complying funds and previously non-complying funds
- T \$** Any other contributions (including Super Co-contributions and Low Income Super Amounts)

TOTAL CONTRIBUTIONS N \$ (Sum of labels **A** to **M**)

Other transactions

- S1 \$** Accumulation phase account balance
- S2 \$** Retirement phase account balance – Non CDBIS
- S3 \$** Retirement phase account balance – CDBIS

- O \$** Allocated earnings or losses Loss
- P \$** Inward rollovers and transfers
- Q \$** Outward rollovers and transfers
- R1 \$** Lump Sum payments Code
- R2 \$** Income stream payments Code

TRIS Count **CLOSING ACCOUNT BALANCE S \$** (**S1 plus S2 plus S3**)

Accumulation phase value **X1 \$**
 Retirement phase value **X2 \$**
 Outstanding limited recourse borrowing arrangement amount **Y \$**

MEMBER 3

Title: Mr Mrs Miss Ms Other

Family name

First given name

Other given names

Member's TFN

See the Privacy note in the Declaration.

Day Month Year

Date of birth

Contributions

OPENING ACCOUNT BALANCE \$

! Refer to instructions for completing these labels.

- A \$** Employer contributions
- ABN of principal employer
- A1** Personal contributions
- B \$** CGT small business retirement exemption
- C \$** CGT small business 15-year exemption amount
- D \$** Personal injury election
- E \$** Spouse and child contributions
- F \$** Other third party contributions
- G \$**

- H \$** Proceeds from primary residence disposal
- H1** Receipt date Day / Month / Year
- I \$** Assessable foreign superannuation fund amount
- J \$** Non-assessable foreign superannuation fund amount
- K \$** Transfer from reserve: assessable amount
- L \$** Transfer from reserve: non-assessable amount
- M \$** Contributions from non-complying funds and previously non-complying funds
- T \$** Any other contributions (including Super Co-contributions and Low Income Super Amounts)

TOTAL CONTRIBUTIONS N \$
(Sum of labels **A** to **M**)

Other transactions

- S1 \$** Accumulation phase account balance
- S2 \$** Retirement phase account balance - Non CDBIS
- S3 \$** Retirement phase account balance - CDBIS

- O \$** Allocated earnings or losses Loss
- P \$** Inward rollovers and transfers
- Q \$** Outward rollovers and transfers
- R1 \$** Lump Sum payments Code
- R2 \$** Income stream payments Code

TRIS Count **CLOSING ACCOUNT BALANCE S \$**
(S1 plus S2 plus S3)

- Accumulation phase value **X1 \$**
- Retirement phase value **X2 \$**
- Outstanding limited recourse borrowing arrangement amount **Y \$**

MEMBER 4

Title: Mr Mrs Miss Ms Other

Family name

First given name

Other given names

Member's TFN

See the Privacy note in the Declaration.

Day Month Year

Date of birth

Contributions

OPENING ACCOUNT BALANCE \$

! Refer to instructions for completing these labels.

A \$ Employer contributions

ABN of principal employer

A1 Personal contributions

B \$ CGT small business retirement exemption

C \$ CGT small business 15-year exemption amount

D \$ Personal injury election

E \$ Spouse and child contributions

F \$ Other third party contributions

G \$

H \$ Proceeds from primary residence disposal

H1 Receipt date Day / Month / Year

I \$ Assessable foreign superannuation fund amount

J \$ Non-assessable foreign superannuation fund amount

K \$ Transfer from reserve: assessable amount

L \$ Transfer from reserve: non-assessable amount

M \$ Contributions from non-complying funds and previously non-complying funds

T \$ Any other contributions (including Super Co-contributions and Low Income Super Amounts)

M \$

TOTAL CONTRIBUTIONS N \$ (Sum of labels **A** to **M**)

Other transactions

S1 \$ Accumulation phase account balance

S2 \$ Retirement phase account balance - Non CDBIS

S3 \$ Retirement phase account balance - CDBIS

O \$ Allocated earnings or losses Loss

P \$ Inward rollovers and transfers

Q \$ Outward rollovers and transfers

R1 \$ Lump Sum payments Code

R2 \$ Income stream payments Code

TRIS Count **CLOSING ACCOUNT BALANCE S \$** (**S1 plus S2 plus S3**)

Accumulation phase value **X1 \$**

Retirement phase value **X2 \$**

Outstanding limited recourse borrowing arrangement amount **Y \$**

MEMBER 5

Title: Mr Mrs Miss Ms Other

Family name

First given name

Other given names

Member's TFN

See the Privacy note in the Declaration.

Day Month Year

Date of birth

Contributions

OPENING ACCOUNT BALANCE \$

! Refer to instructions for completing these labels.

- A \$** Employer contributions
- ABN of principal employer
- A1** Personal contributions
- B \$** CGT small business retirement exemption
- C \$** CGT small business 15-year exemption amount
- D \$** Personal injury election
- E \$** Spouse and child contributions
- F \$** Other third party contributions
- G \$**

- H \$** Proceeds from primary residence disposal
- H1** Receipt date / /
- I \$** Assessable foreign superannuation fund amount
- J \$** Non-assessable foreign superannuation fund amount
- K \$** Transfer from reserve: assessable amount
- L \$** Transfer from reserve: non-assessable amount
- M \$** Contributions from non-complying funds and previously non-complying funds
- T \$** Any other contributions (including Super Co-contributions and Low Income Super Amounts)

TOTAL CONTRIBUTIONS N \$
(Sum of labels **A** to **M**)

Other transactions

- S1 \$** Accumulation phase account balance
- S2 \$** Retirement phase account balance - Non CDBIS
- S3 \$** Retirement phase account balance - CDBIS

- O \$** Allocated earnings or losses Loss
- P \$** Inward rollovers and transfers
- Q \$** Outward rollovers and transfers
- R1 \$** Lump Sum payments Code
- R2 \$** Income stream payments Code

TRIS Count **CLOSING ACCOUNT BALANCE S \$**
(S1 plus S2 plus S3)

- Accumulation phase value **X1 \$**
- Retirement phase value **X2 \$**
- Outstanding limited recourse borrowing arrangement amount **Y \$**

MEMBER 6

Title: Mr Mrs Miss Ms Other

Family name

First given name

Other given names

Member's TFN

See the Privacy note in the Declaration.

Date of birth Day Month Year

Contributions

OPENING ACCOUNT BALANCE \$

! Refer to instructions for completing these labels.

- | | |
|--|--|
| <p>A \$ Employer contributions</p> <p>ABN of principal employer</p> <p>A1 Personal contributions</p> <p>B \$ CGT small business retirement exemption</p> <p>C \$ CGT small business 15-year exemption amount</p> <p>D \$ Personal injury election</p> <p>E \$ Spouse and child contributions</p> <p>F \$ Other third party contributions</p> <p>G \$</p> | <p>H \$ Proceeds from primary residence disposal</p> <p>H1 Receipt date Day / Month / Year</p> <p>I \$ Assessable foreign superannuation fund amount</p> <p>J \$ Non-assessable foreign superannuation fund amount</p> <p>K \$ Transfer from reserve: assessable amount</p> <p>L \$ Transfer from reserve: non-assessable amount</p> <p>M \$ Contributions from non-complying funds and previously non-complying funds</p> <p>T \$ Any other contributions (including Super Co-contributions and Low Income Super Amounts)</p> |
|--|--|

TOTAL CONTRIBUTIONS N \$ (Sum of labels A to M)
--

Other transactions

<p>S1 \$ Accumulation phase account balance</p> <p>S2 \$ Retirement phase account balance – Non CDBIS</p> <p>S3 \$ Retirement phase account balance – CDBIS</p>	<p>O \$ Allocated earnings or losses Loss</p> <p>P \$ Inward rollovers and transfers</p> <p>Q \$ Outward rollovers and transfers</p> <p>R1 \$ Lump Sum payments Code</p> <p>R2 \$ Income stream payments Code</p>		
<table border="1" style="width: 100%; border-collapse: collapse; background-color: #f0f0f0;"> <tr> <td style="width: 15%; padding: 5px;"> TRIS Count </td> <td style="text-align: center; padding: 5px;"> CLOSING ACCOUNT BALANCE S \$ (S1 plus S2 plus S3) </td> </tr> </table>		TRIS Count	CLOSING ACCOUNT BALANCE S \$ (S1 plus S2 plus S3)
TRIS Count	CLOSING ACCOUNT BALANCE S \$ (S1 plus S2 plus S3)		

Accumulation phase value **X1 \$**

Retirement phase value **X2 \$**

Outstanding limited recourse borrowing arrangement amount **Y \$**

Section G: Supplementary member information

MEMBER 7

Title: Mr Mrs Miss Ms Other

Account status

Code

Family name

First given name

Other given names

Member's TFN

See the Privacy note in the Declaration.

Date of birth

Day Month Year

If deceased, date of death

Day Month Year

/ /

Contributions

OPENING ACCOUNT BALANCE \$

I Refer to instructions for completing these labels.

A \$ Employer contributions

ABN of principal employer

A1

Personal contributions

B \$

CGT small business retirement exemption

C \$

CGT small business 15-year exemption amount

D \$

Personal injury election

E \$

Spouse and child contributions

F \$

Other third party contributions

G \$

Proceeds from primary residence disposal

H \$

Day Month Year

H1 Receipt date

/ /

Assessable foreign superannuation fund amount

I \$

Non-assessable foreign superannuation fund amount

J \$

Transfer from reserve: assessable amount

K \$

Transfer from reserve: non-assessable amount

L \$

Contributions from non-complying funds and previously non-complying funds

T \$

Any other contributions (including Super Co-contributions and Low Income Super Amounts)

M \$

TOTAL CONTRIBUTIONS **N \$**

(Sum of labels **A** to **M**)

Other transactions

S1 \$ Accumulation phase account balance

S2 \$ Retirement phase account balance - Non CDBIS

S3 \$ Retirement phase account balance - CDBIS

TRIS Count

CLOSING ACCOUNT BALANCE **S \$**

(**S1** plus **S2** plus **S3**)

Allocated earnings or losses

O \$

Loss

Inward rollovers and transfers

P \$

Outward rollovers and transfers

Q \$

Lump Sum payments

R1 \$

Code

Income stream payments

R2 \$

Code

Accumulation phase value **X1 \$**

Retirement phase value **X2 \$**

Outstanding limited recourse borrowing arrangement amount **Y \$**

MEMBER 8

Title: Mr Mrs Miss Ms Other
 Family name

Account status

First given name Other given names

Member's TFN
 See the Privacy note in the Declaration.

Date of birth
 Day Month Year

If deceased, date of death
 Day Month Year
 / /

Contributions

OPENING ACCOUNT BALANCE \$

! Refer to instructions for completing these labels.

- A \$** Employer contributions
 ABN of principal employer
- A1** Personal contributions
- B \$** CGT small business retirement exemption
- C \$** CGT small business 15-year exemption amount
- D \$** Personal injury election
- E \$** Spouse and child contributions
- F \$** Other third party contributions
- G \$**

- H \$** Proceeds from primary residence disposal
 Day Month Year
- H1** Receipt date / /
- I \$** Assessable foreign superannuation fund amount
- J \$** Non-assessable foreign superannuation fund amount
- K \$** Transfer from reserve: assessable amount
- L \$** Transfer from reserve: non-assessable amount
- M \$** Contributions from non-complying funds and previously non-complying funds
- T \$** Any other contributions (including Super Co-contributions and Low Income Super Amounts)

TOTAL CONTRIBUTIONS N \$
 (Sum of labels **A** to **M**)

Other transactions

S1 \$ Accumulation phase account balance

S2 \$ Retirement phase account balance – Non CDBIS

S3 \$ Retirement phase account balance – CDBIS

- O \$** Allocated earnings or losses
- P \$** Inward rollovers and transfers
- Q \$** Outward rollovers and transfers
- R1 \$** Lump Sum payments
- R2 \$** Income stream payments

CLOSING ACCOUNT BALANCE S \$
 (**S1 plus S2 plus S3**)

- Accumulation phase value **X1 \$**
- Retirement phase value **X2 \$**
- Outstanding limited recourse borrowing arrangement amount **Y \$**

MEMBER 9

Title: Mr Mrs Miss Ms Other

Family name

Account status

First given name

Other given names

Member's TFN

See the Privacy note in the Declaration.

Date of birth

Day Month Year

If deceased, date of death

Day Month Year

/ /

Contributions

OPENING ACCOUNT BALANCE \$

I Refer to instructions for completing these labels.

- A \$** Employer contributions
- ABN of principal employer
- A1** Personal contributions
- B \$** CGT small business retirement exemption
- C \$** CGT small business 15-year exemption amount
- D \$** Personal injury election
- E \$** Spouse and child contributions
- F \$** Other third party contributions
- G \$**

- H \$** Proceeds from primary residence disposal
- Day Month Year
- H1** Receipt date / /
- I \$** Assessable foreign superannuation fund amount
- J \$** Non-assessable foreign superannuation fund amount
- K \$** Transfer from reserve: assessable amount
- L \$** Transfer from reserve: non-assessable amount
- M \$** Contributions from non-complying funds and previously non-complying funds
- T \$** Any other contributions (including Super Co-contributions and Low Income Super Amounts)

TOTAL CONTRIBUTIONS N \$
(Sum of labels **A** to **M**)

Other transactions

- S1 \$** Accumulation phase account balance
- S2 \$** Retirement phase account balance - Non CDBIS
- S3 \$** Retirement phase account balance - CDBIS

- O \$** Allocated earnings or losses
- P \$** Inward rollovers and transfers
- Q \$** Outward rollovers and transfers
- R1 \$** Lump Sum payments
- R2 \$** Income stream payments

CLOSING ACCOUNT BALANCE S \$
(**S1 plus S2 plus S3**)

Accumulation phase value **X1 \$**

Retirement phase value **X2 \$**

Outstanding limited recourse borrowing arrangement amount **Y \$**

MEMBER 10

Title: Mr Mrs Miss Ms Other
 Family name

Account status

First given name Other given names

Member's TFN
 See the Privacy note in the Declaration.

Date of birth
 Day Month Year

If deceased, date of death
 Day Month Year
 / /

Contributions

OPENING ACCOUNT BALANCE \$

I Refer to instructions for completing these labels.

- A** \$ Employer contributions
 ABN of principal employer
- A1** Personal contributions
- B** \$ CGT small business retirement exemption
- C** \$ CGT small business 15-year exemption amount
- D** \$ Personal injury election
- E** \$ Spouse and child contributions
- F** \$ Other third party contributions
- G** \$

- H** \$ Proceeds from primary residence disposal
 Day Month Year
- H1** Receipt date / /
- I** \$ Assessable foreign superannuation fund amount
- J** \$ Non-assessable foreign superannuation fund amount
- K** \$ Transfer from reserve: assessable amount
- L** \$ Transfer from reserve: non-assessable amount
- M** \$ Contributions from non-complying funds and previously non-complying funds
- T** \$ Any other contributions (including Super Co-contributions and Low Income Super Amounts)

TOTAL CONTRIBUTIONS N \$
 (Sum of labels **A** to **M**)

Other transactions

S1 \$ Accumulation phase account balance

S2 \$ Retirement phase account balance – Non CDBIS

S3 \$ Retirement phase account balance – CDBIS

- O** \$ Allocated earnings or losses
- P** \$ Inward rollovers and transfers
- Q** \$ Outward rollovers and transfers
- R1** \$ Lump Sum payments
- R2** \$ Income stream payments

CLOSING ACCOUNT BALANCE S \$
 (**S1 plus S2 plus S3**)

- Accumulation phase value **X1** \$
- Retirement phase value **X2** \$
- Outstanding limited recourse borrowing arrangement amount **Y** \$

MEMBER 11

Title: Mr Mrs Miss Ms Other

Family name

Account status

First given name

Other given names

Member's TFN

See the Privacy note in the Declaration.

Date of birth

Day Month Year

If deceased, date of death

Day Month Year

/ /

Contributions

OPENING ACCOUNT BALANCE \$

I Refer to instructions for completing these labels.

- A \$** Employer contributions
- ABN of principal employer
- A1** Personal contributions
- B \$** CGT small business retirement exemption
- C \$** CGT small business 15-year exemption amount
- D \$** Personal injury election
- E \$** Spouse and child contributions
- F \$** Other third party contributions
- G \$**

- H \$** Proceeds from primary residence disposal
- Day Month Year
- H1** Receipt date / /
- I \$** Assessable foreign superannuation fund amount
- J \$** Non-assessable foreign superannuation fund amount
- K \$** Transfer from reserve: assessable amount
- L \$** Transfer from reserve: non-assessable amount
- M \$** Contributions from non-complying funds and previously non-complying funds
- T \$** Any other contributions (including Super Co-contributions and Low Income Super Amounts)

TOTAL CONTRIBUTIONS N \$ (Sum of labels **A** to **M**)

Other transactions

- S1 \$** Accumulation phase account balance
- S2 \$** Retirement phase account balance - Non CDBIS
- S3 \$** Retirement phase account balance - CDBIS

- O \$** Allocated earnings or losses
- P \$** Inward rollovers and transfers
- Q \$** Outward rollovers and transfers
- R1 \$** Lump Sum payments
- R2 \$** Income stream payments

TRIS Count **CLOSING ACCOUNT BALANCE S \$** (**S1 plus S2 plus S3**)

Accumulation phase value **X1 \$**

Retirement phase value **X2 \$**

Outstanding limited recourse borrowing arrangement amount **Y \$**

MEMBER 12

Title: Mr Mrs Miss Ms Other

Family name

Account status

Code

First given name

Other given names

Member's TFN

See the Privacy note in the Declaration.

Date of birth

Day Month Year

If deceased, date of death

Day Month Year

Contributions

OPENING ACCOUNT BALANCE \$

I Refer to instructions for completing these labels.

A \$ Employer contributions

ABN of principal employer

A1

Personal contributions

B \$

CGT small business retirement exemption

C \$

CGT small business 15-year exemption amount

D \$

Personal injury election

E \$

Spouse and child contributions

F \$

Other third party contributions

G \$

Proceeds from primary residence disposal

H \$

Day Month Year

H1 Receipt date

Assessable foreign superannuation fund amount

I \$

Non-assessable foreign superannuation fund amount

J \$

Transfer from reserve: assessable amount

K \$

Transfer from reserve: non-assessable amount

L \$

Contributions from non-complying funds and previously non-complying funds

T \$

Any other contributions (including Super Co-contributions and Low Income Super Amounts)

M \$

TOTAL CONTRIBUTIONS N \$

(Sum of labels **A** to **M**)

Other transactions

S1 \$ Accumulation phase account balance

S2 \$ Retirement phase account balance - Non CDBIS

S3 \$ Retirement phase account balance - CDBIS

TRIS Count

CLOSING ACCOUNT BALANCE S \$

(**S1 plus S2 plus S3**)

Allocated earnings or losses

O \$

Loss

Inward rollovers and transfers

P \$

Outward rollovers and transfers

Q \$

Lump Sum payments

R1 \$

Code

Income stream payments

R2 \$

Code

Accumulation phase value **X1 \$**

Retirement phase value **X2 \$**

Outstanding limited recourse borrowing arrangement amount **Y \$**

OFFICIAL: Sensitive (when completed)

Section H: Assets and liabilities

15 ASSETS

15a Australian managed investments	Listed trusts	A \$
	Unlisted trusts	B \$
	Insurance policy	C \$
	Other managed investments	D \$

15b Australian direct investments	Cash and term deposits	E \$
Limited recourse borrowing arrangements Australian residential real property J1 \$ Australian non-residential real property J2 \$ Overseas real property J3 \$ Australian shares J4 \$ Overseas shares J5 \$ Other J6 \$ Property count J7	Debt securities	F \$
	Loans	G \$
	Listed shares	H \$
	Unlisted shares	I \$
	Limited recourse borrowing arrangements	J \$
	Non-residential real property	K \$
	Residential real property	L \$
Collectables and personal use assets	M \$	
	Other assets	O \$

15c Other investments	Crypto-Currency	N \$
-----------------------	-----------------	-------------

15d Overseas direct investments	Overseas shares	P \$
	Overseas non-residential real property	Q \$
	Overseas residential real property	R \$
	Overseas managed investments	S \$
	Other overseas assets	T \$

TOTAL AUSTRALIAN AND OVERSEAS ASSETS U \$ (Sum of labels A to T)

15e In-house assets

Did the fund have a loan to, lease to or investment in, related parties (known as in-house assets) at the end of the income year?

A No Yes **\$**

15f Limited recourse borrowing arrangements

If the fund had an LRBA were the LRBA borrowings from a licensed financial institution? **A** No Yes

Did the members or related parties of the fund use personal guarantees or other security for the LRBA? **B** No Yes

16 LIABILITIES

Borrowings for limited recourse borrowing arrangements V1 \$	
Permissible temporary borrowings V2 \$	
Other borrowings V3 \$	
	Borrowings V \$
Total member closing account balances (total of all CLOSING ACCOUNT BALANCES from Sections F and G)	W \$
	Reserve accounts X \$
	Other liabilities Y \$
	TOTAL LIABILITIES Z \$

Section I: Taxation of financial arrangements

17 Taxation of financial arrangements (TOFA)

Total TOFA gains **H** \$

Total TOFA losses **I** \$

Section J: Other information

Family trust election status

If the trust or fund has made, or is making, a family trust election, write the four-digit **income year specified** of the election (for example, for the 2021–22 income year, write **2022**). **A**


If revoking or varying a family trust election, print **R** for revoke or print **V** for variation, and complete and attach the *Family trust election, revocation or variation 2022*. **B**

Interposed entity election status

If the trust or fund has an existing election, write the earliest income year specified. If the trust or fund is making one or more elections this year, write the earliest income year being specified and complete an *Interposed entity election or revocation 2022* for each election. **C**

If revoking an interposed entity election, print **R**, and complete and attach the *Interposed entity election or revocation 2022*. **D**

Section K: **Declarations**

 Penalties may be imposed for false or misleading information in addition to penalties relating to any tax shortfalls.

Important

Before making this declaration check to ensure that all income has been disclosed and the annual return, all attached schedules and any additional documents are true and correct in every detail. If you leave labels blank, you will have specified a zero amount or the label was not applicable to you. If you are in doubt about any aspect of the annual return, place all the facts before the ATO.

Privacy

The ATO is authorised by the *Taxation Administration Act 1953* to request the provision of tax file numbers (TFNs). We will use the TFN to identify the entity in our records. It is not an offence not to provide the TFN. However if you do not provide the TFN, the processing of this form may be delayed.

Taxation law authorises the ATO to collect information and disclose it to other government agencies. For information about your privacy go to ato.gov.au/privacy

TRUSTEE'S OR DIRECTOR'S DECLARATION:

I declare that, the current trustees and directors have authorised this annual return and it is documented as such in the SMSF's records. I have received a copy of the audit report and are aware of any matters raised therein. The information on this annual return, including any attached schedules and additional documentation is true and correct.

Authorised trustee's, director's or public officer's signature

Day / Month / Year
Date

Preferred trustee or director contact details:

Title: Mr Mrs Miss Ms Other

Family name

First given name

Other given names

Phone number

Email address

Non-individual trustee name (if applicable)

ABN of non-individual trustee

Time taken to prepare and complete this annual return **Hrs**

 The Commissioner of Taxation, as Registrar of the Australian Business Register, may use the ABN and business details which you provide on this annual return to maintain the integrity of the register. For further information, refer to the instructions.

TAX AGENT'S DECLARATION:

I declare that the *Self-managed superannuation fund annual return 2022* has been prepared in accordance with information provided by the trustees, that the trustees have given me a declaration stating that the information provided to me is true and correct, and that the trustees have authorised me to lodge this annual return.

Tax agent's signature

Day / Month / Year
Date

Tax agent's contact details

Title: Mr Mrs Miss Ms Other

Family name

First given name

Other given names

Tax agent's practice

Tax agent's phone number

Reference number

Tax agent number

Statement of Taxable Income

For the year ended 30 June 2022



	2022
	\$
Benefits accrued as a result of operations	(50,773.00)
Less	
Realised Accounting Capital Gains	16,382.00
Accounting Trust Distributions	1,218.00
Tax Adjustment - Capital Works Expenditure (D1)	70.00
	<u>17,670.00</u>
Add	
Decrease in MV of investments	112,827.00
Franking Credits	12,245.00
Foreign Credits	10.00
Net Capital Gains	15,986.00
Taxable Trust Distributions	586.00
Distributed Foreign income	90.00
	<u>141,744.00</u>
SMSF Annual Return Rounding	(3.00)
Taxable Income or Loss	<u>73,298.00</u>
Income Tax on Taxable Income or Loss	10,994.70
Less	
Franking Credits	12,244.80
Foreign Credits	10.01
CURRENT TAX OR REFUND	<u>(1,260.11)</u>
Supervisory Levy	259.00
Income Tax Instalments Paid	(626.50)
AMOUNT DUE OR REFUNDABLE	<u>(1,627.61)</u>

* Distribution tax components review process has not been completed for the financial year.

Coles Choice Meats Pty Ltd Superannuation Fund

Investment Summary with Market Movement



As at 30 June 2022

Investment	Units	Market Price	Market Value	Average Cost	Accounting Cost	Unrealised		Realised Movement	
						Overall	Current Year		
Cash/Bank Accounts									
ANZ V2 Plus #40437		4,424.590000	4,424.59	4,424.59	4,424.59				
			4,424.59		4,424.59				
Managed Investments (Australian)									
MGOC.AX	Magellan Global Fund (open Class) (managed Fund)	6,837.00	2.320000	15,861.84	2.41	16,490.00	(628.16)	(3,008.28)	0.00
ETL5025AU	Watermark Absolute Return Fd - B CI	9,000.00	1.059700	9,537.30	1.03	9,235.80	301.50	711.00	0.00
				25,399.14		25,725.80	(326.66)	(2,297.28)	0.00
Real Estate Properties (Australian - Non Residential)									
LOT550551566	Electrical Power Connection (Lots 550, 551 & 566 New Road, Spalding SA 5454) Lots 550, 551, 556 New Road, Spalding SA 5454	1.00	2,790.080000 80,000.000000	2,790.08 80,000.00	2,790.08 41,744.10	2,790.08 41,744.10	38,255.90	(40,001.76)	0.00
			82,790.08		44,534.18	38,255.90	(40,001.76)	0.00	
Shares in Listed Companies (Australian)									
AMP.AX	AMP Limited	6,000.00	0.955000	5,730.00	2.17	13,013.52	(7,283.52)	(1,020.00)	0.00
ARG.AX	Argo Investments Limited	2,500.00	8.800000	22,000.00	8.96	22,395.36	(395.36)	(325.00)	0.00
ANZ.AX	Australia And New Zealand Banking Group Limited	3,691.00	22.030000	81,312.73	23.11	85,286.11	(3,973.38)	(22,523.62)	0.00
BHP.AX	BHP Group Limited	1,300.00	41.250000	53,625.00	23.79	30,927.92	22,697.08	(9,516.00)	0.00
CXM.AX	Centrex Limited	35,000.00	0.150000	5,250.00	0.13	4,660.00	590.00	590.00	0.00
COB.AX	Cobalt Blue Holdings Limited	80,000.00	0.620000	49,600.00	0.10	8,088.00	41,512.00	28,000.00	0.00
COD.AX	Coda Minerals Ltd	23,000.00	0.260000	5,980.00	0.88	20,200.00	(14,220.00)	(14,220.00)	0.00
CBA.AX	Commonwealth Bank Of Australia.	686.00	90.380000	62,000.68	65.68	45,053.24	16,947.44	(6,501.79)	0.00
EDV.AX	Endeavour Group Limited	1,500.00	7.570000	11,355.00	7.80	11,701.25	(346.25)	(346.25)	0.00
MGFO.AX	Magellan Global Fund.	2,559.00	0.004998	12.79	0.00	0.00	12.79	(58.86)	0.00
NAB.AX	National Australia Bank Limited	1,603.00	27.390000	43,906.17	25.64	41,093.03	2,813.14	1,793.25	0.00
NIC.AX	Nickel Industries Limited	10,000.00	0.975000	9,750.00	1.30	12,988.30	(3,238.30)	(3,238.30)	0.00
ORG.AX	Origin Energy Limited	853.00	5.730000	4,887.69	10.19	8,690.10	(3,802.41)	1,017.70	0.00
PDL.AX	Pendal Group Limited	3,000.00	4.420000	13,260.00	8.01	24,034.93	(10,774.93)	(7,974.93)	0.00
PBH.AX	Pointsbet Holdings Limited	2,500.00	2.680000	6,700.00	6.84	17,099.16	(10,399.16)	(10,399.16)	0.00
QBE.AX	QBE Insurance Group Limited	0.00	12.150000	0.00	0.00	0.00	0.00	(2,596.46)	5,219.48
STO.AX	Santos Limited	1,419.00	7.420000	10,528.98	8.03	11,393.20	(864.22)	468.27	0.00

Coles Choice Meats Pty Ltd Superannuation Fund
Investment Summary with Market Movement



As at 30 June 2022

Investment		Units	Market Price	Market Value	Average Cost	Accounting Cost	Overall	Unrealised Current Year	Realised Movement
S32.AX	South32 Limited	0.00	3.940000	0.00	0.00	0.00	0.00	(4,390.00)	5,599.20
STX.AX	Strike Energy Limited	20,000.00	0.255000	5,100.00	0.27	5,310.00	(210.00)	(1,300.00)	0.00
TRN.AX	Torrens Mining Limited	0.00	0.130000	0.00	0.00	0.00	0.00	(690.00)	2,780.00
WES.AX	Wesfarmers Limited	337.00	41.910000	14,123.67	29.56	9,960.76	4,162.91	(5,061.93)	0.00
WBC.AX	Westpac Banking Corporation	3,137.00	19.500000	61,171.50	24.04	75,418.23	(14,246.73)	(17,109.18)	0.00
WDS.AX	Woodside Energy Group Ltd	734.00	31.840000	23,370.56	32.17	23,614.08	(243.52)	(243.52)	0.00
WPL.AX	Woodside Petroleum Ltd	0.00	28.990000	0.00	0.00	0.00	0.00	5,545.24	0.00
				489,664.77		470,927.19	18,737.58	(70,100.54)	13,598.68
Stapled Securities									
SYD.AX	Sydney Airport	0.00	8.720000	0.00	0.00	0.00	0.00	775.47	2,782.94
				0.00		0.00	0.00	775.47	2,782.94
Units in Listed Unit Trusts (Australian)									
MGF.AX	Magellan Global Fund.	2,559.00	1.340000	3,429.06	1.62	4,138.00	(708.94)	(1,202.73)	0.00
				3,429.06		4,138.00	(708.94)	(1,202.73)	0.00
				605,707.64		549,749.76	55,957.88	(112,826.84)	16,381.62

Coles Choice Meats Pty Ltd Superannuation Fund
Investment Performance



As at 30 June 2022

Investment	Opening Value	Purchases / Additions	Sales / Reductions	Closing Value	Realised Market Gain	Unrealised Market Gain	Net Income	Income and Market Gain	Return %
Bank Accounts									
ANZ V2 Plus #40437	16,505.50	0.00	0.00	4,424.59	0.00	0.00	3.20	3.20	0.02 %
	16,505.50	0.00	0.00	4,424.59	0.00	0.00	3.20	3.20	0.02 %
Managed Investments (Australian)									
MGOC.AX Magellan Global Fund (open Class) (managed Fund)	18,870.12	0.00	0.00	15,861.84	0.00	(3,008.28)	348.69	(2,659.59)	(14.09) %
ETL5025AU Watermark Absolute Return Fd - B CI	8,826.30	0.00	0.00	9,537.30	0.00	711.00	729.85	1,440.85	16.32 %
	27,696.42	0.00	0.00	25,399.14	0.00	(2,297.28)	1,078.54	(1,218.74)	(4.40) %
Real Estate Properties (Australian - Non Residential)									
Electrical Power Connection (Lots 550, 551 & 566 New Road, Spalding SA 5454)	2,790.08	0.00	0.00	2,790.08	0.00	0.00	0.00	0.00	0.00 %
LOT550551 Lots 550, 551, 556 New Road, Spalding SA 5454	120,001.76	0.00	0.00	80,000.00	0.00	(40,001.76)	2,842.04	(37,159.72)	(30.97) %
	122,791.84	0.00	0.00	82,790.08	0.00	(40,001.76)	2,842.04	(37,159.72)	(30.26) %
Shares in Listed Companies (Australian)									
AMP.AX AMP Limited	6,750.00	0.00	0.00	5,730.00	0.00	(1,020.00)	0.00	(1,020.00)	(15.11) %
ARG.AX Argo Investments Limited	22,325.00	0.00	0.00	22,000.00	0.00	(325.00)	1,071.43	746.43	3.34 %
ANZ.AX Australia And New Zealand Banking Group Limited	98,778.35	5,058.00	0.00	81,312.73	0.00	(22,523.62)	7,208.77	(15,314.85)	(14.75) %
BHP.AX BHP Group Limited	63,141.00	0.00	0.00	53,625.00	0.00	(9,516.00)	18,854.88	9,338.88	14.79 %
CXM.AX Centrex Limited	0.00	4,660.00	0.00	5,250.00	0.00	590.00	0.00	590.00	12.66 %
COB.AX Cobalt Blue Holdings Limited	21,600.00	0.00	0.00	49,600.00	0.00	28,000.00	0.00	28,000.00	129.63 %
COD.AX Coda Minerals Ltd	0.00	20,200.00	0.00	5,980.00	0.00	(14,220.00)	0.00	(14,220.00)	(70.40) %
CBA.AX Commonwealth Bank Of Australia.	66,014.07	2,488.40	0.00	62,000.68	0.00	(6,501.79)	3,573.57	(2,928.22)	(4.27) %
EDV.AX Endeavour Group Limited	0.00	11,701.25	0.00	11,355.00	0.00	(346.25)	0.00	(346.25)	(2.96) %

Coles Choice Meats Pty Ltd Superannuation Fund
Investment Performance



As at 30 June 2022

Investment	Opening Value	Purchases / Additions	Sales / Reductions	Closing Value	Realised Market Gain	Unrealised Market Gain	Net Income	Income and Market Gain	Return %
MGFO.AX Magellan Global Fund.	71.65	0.00	0.00	12.79	0.00	(58.86)	0.00	(58.86)	(82.15) %
NAB.AX National Australia Bank Limited	40,142.82	1,970.10	0.00	43,906.17	0.00	1,793.25	2,810.22	4,603.47	10.93 %
NIC.AX Nickel Industries Limited	0.00	12,988.30	0.00	9,750.00	0.00	(3,238.30)	0.00	(3,238.30)	(24.93) %
ORG.AX Origin Energy Limited	3,702.71	167.28	0.00	4,887.69	0.00	1,017.70	165.96	1,183.66	30.59 %
PDL.AX Pandal Group Limited	8,060.00	13,174.93	0.00	13,260.00	0.00	(7,974.93)	928.15	(7,046.78)	(33.18) %
PBH.AX Pointsbet Holdings Limited	0.00	17,099.16	0.00	6,700.00	0.00	(10,399.16)	0.00	(10,399.16)	(60.82) %
QBE.AX QBE Insurance Group Limited	16,185.00	0.00	13,588.54	0.00	5,219.48	(2,596.46)	0.00	2,623.02	101.02 %
STO.AX Santos Limited	10,060.71	0.00	0.00	10,528.98	0.00	468.27	373.81	842.08	8.37 %
S32.AX South32 Limited	14,650.00	0.00	10,260.00	0.00	5,599.20	(4,390.00)	0.00	1,209.20	27.54 %
STX.AX Strike Energy Limited	6,400.00	0.00	0.00	5,100.00	0.00	(1,300.00)	0.00	(1,300.00)	(20.31) %
TRN.AX Torrens Mining Limited	9,600.00	8,510.00	17,420.00	0.00	2,780.00	(690.00)	0.00	2,090.00	302.90 %
WES.AX Wesfarmers Limited	19,266.60	581.00	662.00	14,123.67	0.00	(5,061.93)	797.43	(4,264.50)	(22.23) %
WBC.AX Westpac Banking Corporation	56,782.00	21,498.68	0.00	61,171.50	0.00	(17,109.18)	4,551.41	(12,557.77)	(16.04) %
WDS.AX Woodside Energy Group Ltd	0.00	23,614.08	0.00	23,370.56	0.00	(243.52)	0.00	(243.52)	(1.03) %
WPL.AX Woodside Petroleum Ltd	11,105.00	0.00	16,650.24	0.00	0.00	5,545.24	1,337.09	6,882.33	(124.11) %
	474,634.91	143,711.18	58,580.78	489,664.77	13,598.68	(70,100.54)	41,672.72	(14,829.14)	(2.65) %
Stapled Securities									
SYD.AX Sydney Airport	11,064.69	0.00	11,840.16	0.00	2,782.94	775.47	0.00	3,558.41	(458.87) %
	11,064.69	0.00	11,840.16	0.00	2,782.94	775.47	0.00	3,558.41	(458.87) %
Units in Listed Unit Trusts (Australian)									
MGF.AX Magellan Global Fund.	4,631.79	0.00	0.00	3,429.06	0.00	(1,202.73)	187.32	(1,015.41)	(21.92) %
	4,631.79	0.00	0.00	3,429.06	0.00	(1,202.73)	187.32	(1,015.41)	(21.92) %
	657,325.15	143,711.18	70,420.94	605,707.64	16,381.62	(112,826.84)	45,783.82	(50,661.40)	(6.93) %

Coles Choice Meats Pty Ltd Superannuation Fund
Investment Income Report



As at 30 June 2022

Investment	Total Income	Franked	Unfranked	Interest/ Other	Franking Credits	Foreign Income	Foreign Credits * 1	Assessable Income (Excl. Capital Gains) * 2	TFN Credits	Other Deductions	Distributed Capital Gains	Non-Assessable Payments
Bank Accounts												
ANZ V2 Plus #40437	3.20			3.20	0.00	0.00	0.00	3.20			0.00	0.00
	3.20			3.20	0.00	0.00	0.00	3.20			0.00	0.00
Managed Investments (Australian)												
MGOC.AX Magellan Global Fund (open Class) (managed Fund)	348.69	0.00	0.00		0.00	0.00	0.00	0.00		0.00	125.93	159.79
ETL5025AU Watermark Absolute Return Fd - B CI	681.70	75.01	25.76	485.36	48.15	67.44	0.24	701.96		0.00	6.95	17.77
	1,030.39	75.01	25.76	485.36	48.15	67.44	0.24	701.96		0.00	132.88	177.56
Real Estate Properties (Australian - Non Residential)												
LOT5505515 Lots 550, 551, 556 New Road, Spalding SA 5454	4,240.00							4,240.00				
	4,240.00							4,240.00				
Shares in Listed Companies (Australian)												
ARG.AX Argo Investments Limited	750.00	750.00	0.00		321.43			1,071.43		0.00		
ANZ.AX Australia And New Zealand Banking Group Limited	5,046.14	5,046.14	0.00		2,162.63			7,208.77		0.00		
BHP.AX BHP Group Limited	13,198.42	13,198.42	0.00		5,656.46			18,854.88		0.00		
CBA.AX Commonwealth Bank Of Australia.	2,501.50	2,501.50	0.00		1,072.07			3,573.57		0.00		
NAB.AX National Australia Bank Limited	1,967.15	1,967.15	0.00		843.07			2,810.22		0.00		
ORG.AX Origin Energy Limited	165.96		165.96					165.96		0.00		
PDL.AX Pandal Group Limited	890.00	89.00	801.00		38.15			928.15		0.00		
STO.AX Santos Limited	276.75	226.48	50.27		97.06			373.81		0.00		
WES.AX Wesfarmers Limited	558.20	558.20	0.00		239.23			797.43		0.00		
WBC.AX Westpac Banking Corporation	3,185.99	3,185.99	0.00		1,365.42			4,551.41		0.00		
WPL.AX Woodside Petroleum Ltd	935.96	935.96	0.00		401.13			1,337.09		0.00		
	29,476.07	28,458.84	1,017.23		12,196.65			41,672.72		0.00		
Units in Listed Unit Trusts (Australian)												
MGF.AX Magellan Global Fund.	187.32	0.00	0.00		0.00	22.38	9.77	32.15		0.00	136.39	39.46
	187.32	0.00	0.00		0.00	22.38	9.77	32.15		0.00	136.39	39.46

Coles Choice Meats Pty Ltd Superannuation Fund
Investment Income Report



As at 30 June 2022

Investment	Total Income	Franked	Unfranked	Interest/ Other	Franking Credits	Foreign Income	Foreign Credits * 1	Assessable Income	TFN Credits	Other Deductions	Distributed Capital Gains	Non- Assessable Payments
								(Excl. Capital Gains) * 2				
	34,936.98	28,533.85	1,042.99	488.56	12,244.80	89.82	10.01	46,650.03		0.00	269.27	217.02

Assessable Income (Excl. Capital Gains) **46,650.03**

Net Capital Gain **269.27**

Total Assessable Income 46,919.30

* 1 Includes foreign credits from foreign capital gains.

* 2 Assessable Income in the SMSF Annual Return will be different as capital gains and losses from disposals of assets have not been included.

For a breakdown of Distributed Capital Gains and Non-Assessable Payments refer to Distributions Reconciliation Report.

Coles Choice Meats Pty Ltd Superannuation Fund
Investment Total Return Report



As at 30 June 2022

Investment	Units	Market Price	Market Value	Accounting Cost	Unrealised Gain/(Loss)	Gain/(Loss)%	YTD Income* (Gross)	Income Since* Held (Gross)
Cash/Bank Accounts								
ANZ V2 Plus #40437		4,424.590000	4,424.59	4,424.59			3.20	116.03
			4,424.59	4,424.59			3.20	116.03
Managed Investments (Australian)								
MGOC.AX Magellan Global Fund (open Class) (managed Fund)	6,837.00	2.320000	15,861.84	16,490.00	(628.16)	(3.81) %	348.69	1,080.09
ETL5025AU Watermark Absolute Return Fd - B CI	9,000.00	1.059700	9,537.30	9,235.80	301.50	3.26 %	730.09	730.09
			25,399.14	25,725.80	(326.66)	(1.27) %	1,078.78	1,810.18
Real Estate Properties (Australian - Non Residential)								
LOT550551566 Electrical Power Connection (Lots 550, 551 & 566 New Road, Spalding SA 5454)	1.00	80,000.000000	80,000.00	41,744.10	38,255.90	91.64 %	4,240.00	16,720.00
			82,790.08	44,534.18	38,255.90	85.90 %	4,240.00	16,720.00
Shares in Listed Companies (Australian)								
AMP.AX AMP Limited	6,000.00	0.955000	5,730.00	13,013.52	(7,283.52)	(55.97) %		1,317.99
ARG.AX Argo Investments Limited	2,500.00	8.800000	22,000.00	22,395.36	(395.36)	(1.77) %	1,071.43	2,071.43
ANZ.AX Australia And New Zealand Banking Group Limited	3,691.00	22.030000	81,312.73	85,286.11	(3,973.38)	(4.66) %	7,208.77	27,580.61
BHP.AX BHP Group Limited	1,300.00	41.250000	53,625.00	30,927.92	22,697.08	73.39 %	18,854.88	32,445.64
CXM.AX Centrex Limited	35,000.00	0.150000	5,250.00	4,660.00	590.00	12.66 %		
COB.AX Cobalt Blue Holdings Limited	80,000.00	0.620000	49,600.00	8,088.00	41,512.00	513.25 %		
COD.AX Coda Minerals Ltd	23,000.00	0.260000	5,980.00	20,200.00	(14,220.00)	(70.40) %		
CBA.AX Commonwealth Bank Of Australia.	686.00	90.380000	62,000.68	45,053.24	16,947.44	37.62 %	3,573.57	14,746.50
EDV.AX Endeavour Group Limited	1,500.00	7.570000	11,355.00	11,701.25	(346.25)	(2.96) %		
MGFO.AX Magellan Global Fund.	2,559.00	0.004998	12.79	0.00	12.79	0.00 %		
NAB.AX National Australia Bank Limited	1,603.00	27.390000	43,906.17	41,093.03	2,813.14	6.85 %	2,810.22	9,030.86
NIC.AX Nickel Industries Limited	10,000.00	0.975000	9,750.00	12,988.30	(3,238.30)	(24.93) %		
ORG.AX Origin Energy Limited	853.00	5.730000	4,887.69	8,690.10	(3,802.41)	(43.76) %	165.96	817.81

Coles Choice Meats Pty Ltd Superannuation Fund
Investment Total Return Report



As at 30 June 2022

Investment	Units	Market Price	Market Value	Accounting Cost	Unrealised Gain/(Loss)	Gain/(Loss)%	YTD Income* (Gross)	Income Since* Held (Gross)	
PDL.AX	Pendal Group Limited	3,000.00	4.420000	13,260.00	24,034.93	(10,774.93)	(44.83) %	928.15	2,369.38
PBH.AX	Pointsbet Holdings Limited	2,500.00	2.680000	6,700.00	17,099.16	(10,399.16)	(60.82) %		
STO.AX	Santos Limited	1,419.00	7.420000	10,528.98	11,393.20	(864.22)	(7.59) %	373.81	1,281.91
STX.AX	Strike Energy Limited	20,000.00	0.255000	5,100.00	5,310.00	(210.00)	(3.95) %		
WES.AX	Wesfarmers Limited	337.00	41.910000	14,123.67	9,960.76	4,162.91	41.79 %	797.43	4,140.16
WBC.AX	Westpac Banking Corporation	3,137.00	19.500000	61,171.50	75,418.23	(14,246.73)	(18.89) %	4,551.41	15,200.61
WDS.AX	Woodside Energy Group Ltd	734.00	31.840000	23,370.56	23,614.08	(243.52)	(1.03) %		
				489,664.77	470,927.19	18,737.58	3.98 %	40,335.63	111,002.90
Units in Listed Unit Trusts (Australian)									
MGF.AX	Magellan Global Fund.	2,559.00	1.340000	3,429.06	4,138.00	(708.94)	(17.13) %	197.09	290.75
				3,429.06	4,138.00	(708.94)	(17.13) %	197.09	290.75
				605,707.64	549,749.76	55,957.88	10.18 %	45,854.70	129,939.86

* Gross income includes the cash component and credits