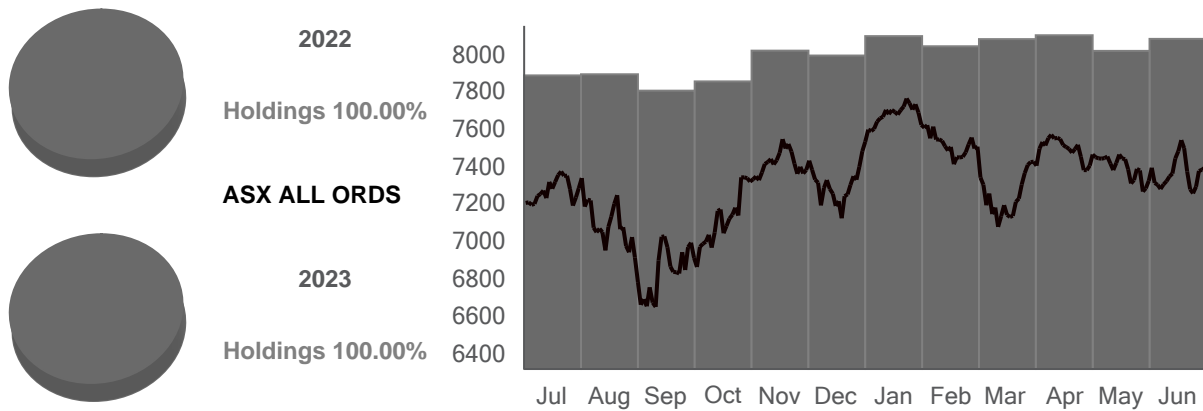




Financial Year Summary

01 Jul 2022 - 30 Jun 2023

Summary Information A/C 302365	+/-	
Holdings valuation at start of period		\$164,161.78
Holdings valuation at end of period	\$28,320.12	\$192,481.90
Portfolio at start of period		\$164,161.78
Portfolio at end of period	\$28,320.12	\$192,481.90
Total portfolio value		\$192,481.90
Total brokerage		\$0.00
Information service fees		\$0.00
Estimated dividends and distributions		\$11,744.26
Estimated franking credits		\$5,033.26



While every effort has been made to provide you with an accurate statement, we give no warranty of accuracy or reliability and take no responsibility for any errors or omissions including negligence by any officers, employees or agents. We encourage you to confirm the information, holdings and valuations contained herein. Information contained in the report may only relate to the period since you commenced our service.

Copyright © 2023 Third Party Platform Pty Limited. All rights reserved.

Macquarie Online Trading is a service provided by Third Party Platform Pty Ltd ("TPP") ABN 74 121 227 905 AFSL No. 314341, at the request of Macquarie Bank Limited ABN 46 008 583 542 AFSL 237502 ("MBL"). TPP is a Participant of the ASX Group. Neither TPP nor MBL are representatives of each other. Some of the fees paid to TPP for the provision of its services will be remitted to MBL. TPP and MBL do not provide personal financial advice in relation to Macquarie Online Trading. You should consider your own financial situation, particular needs and investment objectives before acting on any of the information available on this report.

Holdings valuation

01 Jul 2022 - 30 Jun 2023

Holdings valuation at 1 Jul 2022

\$164,161.78

Equities

ASX code	Description	Quantity	Cost Price	Price	Value
ANZ	ANZ GROUP FPO	535	\$28.43	\$22.030	\$11,786.05
ASX	ASX FPO	150	\$81.78	\$81.710	\$12,256.50
BHP	BHP GROUP FPO	808	\$34.48	\$41.250	\$33,330.00
FMG	FORTESCUE FPO	1,168	\$16.51	\$17.530	\$20,475.04
NAN	NANOSONICS FPO	2,000	\$5.37	\$3.360	\$6,720.00
TLS	TELSTRA FPO	6,124	\$2.77	\$3.850	\$23,577.40
WBC	WESTPAC FPO	24	\$936.35	\$19.500	\$468.00
WDS	WOODSIDE FPO	695	\$19.84	\$31.840	\$22,128.80
WES	WESFARMER FPO	529	\$38.28	\$41.910	\$22,170.39
WOW	WOOLWORTHS FPO	316	\$62.55	\$35.600	\$11,249.60
Sub total					\$164,161.78

Holdings valuation at 30 Jun 2023

\$192,481.90

Equities

ASX code	Description	Quantity	Cost Price	Price	Value
ANZ	ANZ GROUP FPO	567	\$28.24	\$23.710	\$13,443.57
ASX	ASX FPO	150	\$81.78	\$63.000	\$9,450.00
BHP	BHP GROUP FPO	887	\$35.02	\$44.990	\$39,906.13
FMG	FORTESCUE FPO	1,289	\$16.78	\$22.180	\$28,590.02
NAN	NANOSONICS FPO	2,000	\$5.37	\$4.740	\$9,480.00
TLS	TELSTRA FPO	6,384	\$2.82	\$4.300	\$27,451.20
WBC	WESTPAC FPO	25	\$899.74	\$21.340	\$533.50

While every effort has been made to provide you with an accurate statement, we give no warranty of accuracy or reliability and take no responsibility for any errors or omissions including negligence by any officers, employees or agents. We encourage you to confirm the information, holdings and valuations contained herein. Information contained in the report may only relate to the period since you commenced our service.

Copyright © 2023 Third Party Platform Pty Limited. All rights reserved.

Macquarie Online Trading is a service provided by Third Party Platform Pty Ltd ("TPP") ABN 74 121 227 905 AFSL No. 314341, at the request of Macquarie Bank Limited ABN 46 008 583 542 AFSL 237502 ("MBL"). TPP is a Participant of the ASX Group. Neither TPP nor MBL are representatives of each other. Some of the fees paid to TPP for the provision of its services will be remitted to MBL. TPP and MBL do not provide personal financial advice in relation to Macquarie Online Trading. You should consider your own financial situation, particular needs and investment objectives before acting on any of the information available on this report.

Holdings valuation (continued)

01 Jul 2022 - 30 Jun 2023

WDS	WOODSIDE FPO	695	\$19.84	\$34.440	\$23,935.80
WES	WESFARMER FPO	550	\$38.63	\$49.340	\$27,137.00
WOW	WOOLWORTHS FPO	316	\$62.55	\$39.730	\$12,554.68
Sub total					\$192,481.90

While every effort has been made to provide you with an accurate statement, we give no warranty of accuracy or reliability and take no responsibility for any errors or omissions including negligence by any officers, employees or agents. We encourage you to confirm the information, holdings and valuations contained herein. Information contained in the report may only relate to the period since you commenced our service.

Copyright © 2023 Third Party Platform Pty Limited. All rights reserved.

Macquarie Online Trading is a service provided by Third Party Platform Pty Ltd ("TPP") ABN 74 121 227 905 AFSL No. 314341, at the request of Macquarie Bank Limited ABN 46 008 583 542 AFSL 237502 ("MBL"). TPP is a Participant of the ASX Group. Neither TPP nor MBL are representatives of each other. Some of the fees paid to TPP for the provision of its services will be remitted to MBL. TPP and MBL do not provide personal financial advice in relation to Macquarie Online Trading. You should consider your own financial situation, particular needs and investment objectives before acting on any of the information available on this report.

Holdings valuation (continued)

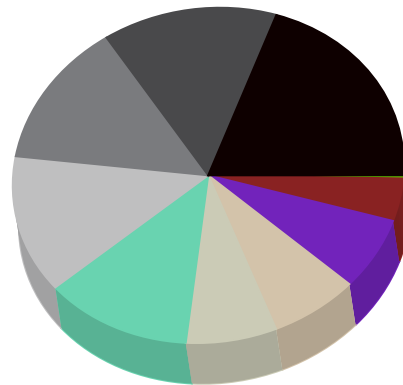
01 Jul 2022 - 30 Jun 2023

Holdings valuation at 1 Jul 2022

\$164,161.78

Holdings composition 1 Jul 2022

BHP 20.30%	FMG 12.47%	NAN 4.09%
TLS 14.36%	ASX 7.47%	WBC 0.29%
WES 13.51%	ANZ 7.18%	
WDS 13.48%	WOW 6.85%	

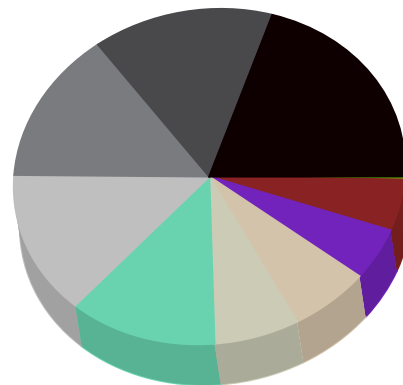


Holdings valuation at 30 Jun 2023

\$192,481.90

Holdings composition 30 Jun 2023

BHP 20.73%	WDS 12.44%	ASX 4.91%
FMG 14.85%	ANZ 6.98%	WBC 0.28%
TLS 14.26%	WOW 6.52%	
WES 14.10%	NAN 4.93%	



While every effort has been made to provide you with an accurate statement, we give no warranty of accuracy or reliability and take no responsibility for any errors or omissions including negligence by any officers, employees or agents. We encourage you to confirm the information, holdings and valuations contained herein. Information contained in the report may only relate to the period since you commenced our service.

Copyright © 2023 Third Party Platform Pty Limited. All rights reserved.

Macquarie Online Trading is a service provided by Third Party Platform Pty Ltd ("TPP") ABN 74 121 227 905 AFSL No. 314341, at the request of Macquarie Bank Limited ABN 46 008 583 542 AFSL 237502 ("MBL"). TPP is a Participant of the ASX Group. Neither TPP nor MBL are representatives of each other. Some of the fees paid to TPP for the provision of its services will be remitted to MBL. TPP and MBL do not provide personal financial advice in relation to Macquarie Online Trading. You should consider your own financial situation, particular needs and investment objectives before acting on any of the information available on this report.

Transaction summary

01 Jul 2022 - 30 Jun 2023

Equities

ANZ ANZ GROUP HOLDINGS ORDINARY

Date	Type	Action	Quantity	Unit price	Trade value	Brokerage	Other fees	GST	Total value
04/04/2019	In	Transfer	200	\$32.2450	\$6,449.00	\$0.00	\$0.00	\$0.00	\$6,449.00
15/04/2019	Buy	B4247743	266	\$26.2400	\$6,979.84	\$18.14	\$0.00	\$1.81	\$6,999.79
01/07/2019	In	Transfer	13	\$27.7900	\$361.27	\$0.00	\$0.00	\$0.00	\$361.27
18/12/2019	In	Transfer	15	\$25.0300	\$375.45	\$0.00	\$0.00	\$0.00	\$375.45
30/09/2020	In	Transfer	7	\$18.0600	\$126.42	\$0.00	\$0.00	\$0.00	\$126.42
16/12/2020	In	Transfer	8	\$22.1900	\$177.52	\$0.00	\$0.00	\$0.00	\$177.52
01/07/2021	In	Transfer	13	\$27.9100	\$362.83	\$0.00	\$0.00	\$0.00	\$362.83
16/12/2021	In	Transfer	13	\$27.6800	\$359.84	\$0.00	\$0.00	\$0.00	\$359.84
01/07/2022	In	Transfer	16	\$25.5200	\$408.32	\$0.00	\$0.00	\$0.00	\$408.32
15/12/2022	In	Transfer	16	\$24.5100	\$392.16	\$0.00	\$0.00	\$0.00	\$392.16
Sub total			567						

ANZR ANZ BANKING GRP LTD RTS08AUG22 FORUS

Date	Type	Action	Quantity	Unit price	Trade value	Brokerage	Other fees	GST	Total value
22/07/2022	In	Transfer	37	\$0.0000	\$0.00	\$0.00	\$0.00	\$0.00	\$0.00
25/08/2022	Out	Transfer	(37)	\$0.0000	(\$0.00)	\$0.00	\$0.00	\$0.00	(\$0.00)
Sub total			0						

BHP BHP GROUP LIMITED ORDINARY

Date	Type	Action	Quantity	Unit price	Trade value	Brokerage	Other fees	GST	Total value
------	------	--------	----------	------------	-------------	-----------	------------	-----	-------------

While every effort has been made to provide you with an accurate statement, we give no warranty of accuracy or reliability and take no responsibility for any errors or omissions including negligence by any officers, employees or agents. We encourage you to confirm the information, holdings and valuations contained herein. Information contained in the report may only relate to the period since you commenced our service.

Copyright © 2023 Third Party Platform Pty Limited. All rights reserved.

Macquarie Online Trading is a service provided by Third Party Platform Pty Ltd ("TPP") ABN 74 121 227 905 AFSL No. 314341, at the request of Macquarie Bank Limited ABN 46 008 583 542 AFSL 237502 ("MBL"). TPP is a Participant of the ASX Group. Neither TPP nor MBL are representatives of each other. Some of the fees paid to TPP for the provision of its services will be remitted to MBL. TPP and MBL do not provide personal financial advice in relation to Macquarie Online Trading. You should consider your own financial situation, particular needs and investment objectives before acting on any of the information available on this report.

Transaction summary (continued)

01 Jul 2022 - 30 Jun 2023

04/04/2019	In	Transfer	220	\$24.3400	\$5,354.80	\$0.00	\$0.00	\$0.00	\$5,354.80
15/04/2019	Buy	B4247747	152	\$39.4600	\$5,997.92	\$18.14	\$0.00	\$1.81	\$6,017.87
04/10/2019	In	Transfer	11	\$36.6045	\$402.65	\$0.00	\$0.00	\$0.00	\$402.65
02/04/2020	In	Transfer	13	\$29.2100	\$379.73	\$0.00	\$0.00	\$0.00	\$379.73
01/10/2020	In	Transfer	8	\$36.7200	\$293.76	\$0.00	\$0.00	\$0.00	\$293.76
23/10/2020	Buy	B20301139	300	\$36.2000	\$10,860.00	\$18.14	\$0.00	\$1.81	\$10,879.95
01/04/2021	In	Transfer	21	\$44.9743	\$944.46	\$0.00	\$0.00	\$0.00	\$944.46
30/09/2021	In	Transfer	51	\$38.1084	\$1,943.53	\$0.00	\$0.00	\$0.00	\$1,943.53
05/04/2022	In	Transfer	32	\$51.2734	\$1,640.75	\$0.00	\$0.00	\$0.00	\$1,640.75
06/10/2022	In	Transfer	54	\$37.8561	\$2,044.23	\$0.00	\$0.00	\$0.00	\$2,044.23
12/04/2023	In	Transfer	25	\$46.5904	\$1,164.76	\$0.00	\$0.00	\$0.00	\$1,164.76
Sub total			887						

FMG

FORTESCUE METALS GRP ORDINARY

Date	Type	Action	Quantity	Unit price	Trade value	Brokerage	Other fees	GST	Total value
29/10/2020	Buy	B20318773	1,000	\$16.2000	\$16,200.00	\$18.14	\$0.00	\$1.81	\$16,219.95
30/09/2021	In	Transfer	116	\$18.0990	\$2,099.48	\$0.00	\$0.00	\$0.00	\$2,099.48
30/03/2022	In	Transfer	52	\$18.5240	\$963.25	\$0.00	\$0.00	\$0.00	\$963.25
29/09/2022	In	Transfer	80	\$17.7370	\$1,418.96	\$0.00	\$0.00	\$0.00	\$1,418.96
29/03/2023	In	Transfer	41	\$22.5290	\$923.69	\$0.00	\$0.00	\$0.00	\$923.69
Sub total			1,289						

While every effort has been made to provide you with an accurate statement, we give no warranty of accuracy or reliability and take no responsibility for any errors or omissions including negligence by any officers, employees or agents. We encourage you to confirm the information, holdings and valuations contained herein. Information contained in the report may only relate to the period since you commenced our service.

Copyright © 2023 Third Party Platform Pty Limited. All rights reserved.

Macquarie Online Trading is a service provided by Third Party Platform Pty Ltd ("TPP") ABN 74 121 227 905 AFSL No. 314341, at the request of Macquarie Bank Limited ABN 46 008 583 542 AFSL 237502 ("MBL"). TPP is a Participant of the ASX Group. Neither TPP nor MBL are representatives of each other. Some of the fees paid to TPP for the provision of its services will be remitted to MBL. TPP and MBL do not provide personal financial advice in relation to Macquarie Online Trading. You should consider your own financial situation, particular needs and investment objectives before acting on any of the information available on this report.

Transaction summary (continued)

01 Jul 2022 - 30 Jun 2023

TLS TELSTRA GROUP ORDINARY

Date	Type	Action	Quantity	Unit price	Trade value	Brokerage	Other fees	GST	Total value
04/04/2019	In	Transfer	760	\$0.0000	\$0.00	\$0.00	\$0.00	\$0.00	\$0.00
15/04/2019	Sell	S4247718	(760)	\$3.3300	(\$2,530.80)	\$18.14	\$0.00	\$1.81	(\$2,510.85)
23/10/2020	Buy	B20302865	6,000	\$2.7400	\$16,440.00	\$18.14	\$0.00	\$1.81	\$16,459.95
01/04/2022	In	Transfer	124	\$3.8629	\$479.00	\$0.00	\$0.00	\$0.00	\$479.00
21/09/2022	In	Transfer	131	\$3.9715	\$520.27	\$0.00	\$0.00	\$0.00	\$520.27
31/03/2023	In	Transfer	129	\$4.1143	\$530.74	\$0.00	\$0.00	\$0.00	\$530.74
Sub total			6,384						

WBC WESTPAC BANKING CORP ORDINARY

Date	Type	Action	Quantity	Unit price	Trade value	Brokerage	Other fees	GST	Total value
04/04/2019	In	Transfer	192	\$35.3493	\$6,787.06	\$0.00	\$0.00	\$0.00	\$6,787.06
15/04/2019	Buy	B4247739	306	\$26.0800	\$7,980.48	\$18.14	\$0.00	\$1.81	\$8,000.43
24/06/2019	In	Transfer	17	\$27.3600	\$465.12	\$0.00	\$0.00	\$0.00	\$465.12
20/12/2019	In	Transfer	16	\$25.1700	\$402.72	\$0.00	\$0.00	\$0.00	\$402.72
28/10/2020	Buy	B20317146	300	\$18.3600	\$5,508.00	\$18.14	\$0.00	\$1.81	\$5,527.95
18/12/2020	In	Transfer	13	\$19.8300	\$257.79	\$0.00	\$0.00	\$0.00	\$257.79
25/06/2021	In	Transfer	19	\$25.9800	\$493.62	\$0.00	\$0.00	\$0.00	\$493.62
15/12/2021	Out	Transfer	(863)	\$0.0000	(\$0.00)	\$0.00	\$0.00	\$0.00	(\$0.00)
21/12/2021	In	Transfer	23	\$22.3400	\$513.82	\$0.00	\$0.00	\$0.00	\$513.82
24/06/2022	In	Transfer	1	\$23.9600	\$23.96	\$0.00	\$0.00	\$0.00	\$23.96

While every effort has been made to provide you with an accurate statement, we give no warranty of accuracy or reliability and take no responsibility for any errors or omissions including negligence by any officers, employees or agents. We encourage you to confirm the information, holdings and valuations contained herein. Information contained in the report may only relate to the period since you commenced our service.

Copyright © 2023 Third Party Platform Pty Limited. All rights reserved.

Macquarie Online Trading is a service provided by Third Party Platform Pty Ltd ("TPP") ABN 74 121 227 905 AFSL No. 314341, at the request of Macquarie Bank Limited ABN 46 008 583 542 AFSL 237502 ("MBL"). TPP is a Participant of the ASX Group. Neither TPP nor MBL are representatives of each other. Some of the fees paid to TPP for the provision of its services will be remitted to MBL. TPP and MBL do not provide personal financial advice in relation to Macquarie Online Trading. You should consider your own financial situation, particular needs and investment objectives before acting on any of the information available on this report.

Transaction summary (continued)

01 Jul 2022 - 30 Jun 2023

27/06/2023	In	Transfer	1	\$21.0800	\$21.08	\$0.00	\$0.00	\$0.00	\$21.08
Sub total			25						

WES

WESFARMERS LIMITED ORDINARY

Date	Type	Action	Quantity	Unit price	Trade value	Brokerage	Other fees	GST	Total value
04/04/2019	In	Transfer	80	\$44.9675	\$3,597.40	\$0.00	\$0.00	\$0.00	\$3,597.40
15/04/2019	Buy	B4247760	120	\$34.3600	\$4,123.20	\$18.14	\$0.00	\$1.81	\$4,143.15
28/06/2019	Buy	B4394666	275	\$36.3100	\$9,985.25	\$18.14	\$0.00	\$1.81	\$10,005.20
09/10/2019	In	Transfer	9	\$39.4499	\$355.05	\$0.00	\$0.00	\$0.00	\$355.05
31/03/2020	In	Transfer	9	\$37.8725	\$340.85	\$0.00	\$0.00	\$0.00	\$340.85
01/10/2020	In	Transfer	11	\$45.9840	\$505.82	\$0.00	\$0.00	\$0.00	\$505.82
31/03/2021	In	Transfer	8	\$50.3107	\$402.49	\$0.00	\$0.00	\$0.00	\$402.49
07/10/2021	In	Transfer	8	\$57.0600	\$456.48	\$0.00	\$0.00	\$0.00	\$456.48
30/03/2022	In	Transfer	9	\$49.2828	\$443.55	\$0.00	\$0.00	\$0.00	\$443.55
06/10/2022	In	Transfer	11	\$45.8581	\$504.44	\$0.00	\$0.00	\$0.00	\$504.44
28/03/2023	In	Transfer	10	\$48.9754	\$489.75	\$0.00	\$0.00	\$0.00	\$489.75
Sub total			550						

Please note that the Transaction Date listed of any Off Market Transfers (Transfer) may not necessarily match the Date of Purchase listed on the Off Market transfer form.

While every effort has been made to provide you with an accurate statement, we give no warranty of accuracy or reliability and take no responsibility for any errors or omissions including negligence by any officers, employees or agents. We encourage you to confirm the information, holdings and valuations contained herein. Information contained in the report may only relate to the period since you commenced our service.

Copyright © 2023 Third Party Platform Pty Limited. All rights reserved.

Macquarie Online Trading is a service provided by Third Party Platform Pty Ltd ("TPP") ABN 74 121 227 905 AFSL No. 314341, at the request of Macquarie Bank Limited ABN 46 008 583 542 AFSL 237502 ("MBL"). TPP is a Participant of the ASX Group. Neither TPP nor MBL are representatives of each other. Some of the fees paid to TPP for the provision of its services will be remitted to MBL. TPP and MBL do not provide personal financial advice in relation to Macquarie Online Trading. You should consider your own financial situation, particular needs and investment objectives before acting on any of the information available on this report.

Brokerage & information services

01 Jul 2022 - 30 Jun 2023

There is no data for this report.

While every effort has been made to provide you with an accurate statement, we give no warranty of accuracy or reliability and take no responsibility for any errors or omissions including negligence by any officers, employees or agents. We encourage you to confirm the information, holdings and valuations contained herein. Information contained in the report may only relate to the period since you commenced our service.

Copyright © 2023 Third Party Platform Pty Limited. All rights reserved.

Macquarie Online Trading is a service provided by Third Party Platform Pty Ltd ("TPP") ABN 74 121 227 905 AFSL No. 314341, at the request of Macquarie Bank Limited ABN 46 008 583 542 AFSL 237502 ("MBL"). TPP is a Participant of the ASX Group. Neither TPP nor MBL are representatives of each other. Some of the fees paid to TPP for the provision of its services will be remitted to MBL. TPP and MBL do not provide personal financial advice in relation to Macquarie Online Trading. You should consider your own financial situation, particular needs and investment objectives before acting on any of the information available on this report.

Estimated dividends & distributions

01 Jul 2022 - 30 Jun 2023

ANZ ANZ GROUP HOLDINGS ORDINARY

Ex div. date	Payment date	Type	Div. amount	Franking %	Balance	Franking credit	Est. dividend
09/05/2022	01/07/2022	Interim	\$0.72	100.00%	535	\$165.09	\$385.20
07/11/2022	15/12/2022	Final	\$0.74	100.00%	551	\$174.75	\$407.74
Estimated sub total						\$339.84	\$792.94

ASX ASX LIMITED ORDINARY

Ex div. date	Payment date	Type	Div. amount	Franking %	Balance	Franking credit	Est. dividend
08/09/2022	28/09/2022	Final	\$1.20	100.00%	150	\$77.14	\$180.00
09/03/2023	29/03/2023	Interim	\$1.162	100.00%	150	\$74.70	\$174.30
Estimated sub total						\$151.84	\$354.30

BHP BHP GROUP LIMITED ORDINARY

Ex div. date	Payment date	Type	Div. amount	Franking %	Balance	Franking credit	Est. dividend
01/09/2022	22/09/2022	Final	\$2.551839	100.00%	808	\$883.67	\$2,061.89
09/03/2023	30/03/2023	Interim	\$1.363636	100.00%	862	\$503.77	\$1,175.45
Estimated sub total						\$1,387.44	\$3,237.34

While every effort has been made to provide you with an accurate statement, we give no warranty of accuracy or reliability and take no responsibility for any errors or omissions including negligence by any officers, employees or agents. We encourage you to confirm the information, holdings and valuations contained herein. Information contained in the report may only relate to the period since you commenced our service.

Copyright © 2023 Third Party Platform Pty Limited. All rights reserved.

Macquarie Online Trading is a service provided by Third Party Platform Pty Ltd ("TPP") ABN 74 121 227 905 AFSL No. 314341, at the request of Macquarie Bank Limited ABN 46 008 583 542 AFSL 237502 ("MBL"). TPP is a Participant of the ASX Group. Neither TPP nor MBL are representatives of each other. Some of the fees paid to TPP for the provision of its services will be remitted to MBL. TPP and MBL do not provide personal financial advice in relation to Macquarie Online Trading. You should consider your own financial situation, particular needs and investment objectives before acting on any of the information available on this report.

Estimated dividends & distributions (continued)

01 Jul 2022 - 30 Jun 2023

FMG FORTESCUE METALS GRP ORDINARY

Ex div. date	Payment date	Type	Div. amount	Franking %	Balance	Franking credit	Est. dividend
05/09/2022	29/09/2022	Final	\$1.21	100.00%	1,168	\$605.69	\$1,413.28
27/02/2023	29/03/2023	Interim	\$0.75	100.00%	1,248	\$401.14	\$936.00
Estimated sub total						\$1,006.83	\$2,349.28

TLS TELSTRA GROUP ORDINARY

Ex div. date	Payment date	Type	Div. amount	Franking %	Balance	Franking credit	Est. dividend
24/08/2022	21/09/2022	Final	\$0.085	100.00%	6,124	\$223.09	\$520.54
01/03/2023	31/03/2023	Interim	\$0.085	100.00%	6,255	\$227.86	\$531.68
Estimated sub total						\$450.95	\$1,052.22

WBC WESTPAC BANKING CORP ORDINARY

Ex div. date	Payment date	Type	Div. amount	Franking %	Balance	Franking credit	Est. dividend
17/11/2022	20/12/2022	Final	\$0.64	100.00%	24	\$6.58	\$15.36
11/05/2023	27/06/2023	Interim	\$0.70	100.00%	24	\$7.20	\$16.80
Estimated sub total						\$13.78	\$32.16

While every effort has been made to provide you with an accurate statement, we give no warranty of accuracy or reliability and take no responsibility for any errors or omissions including negligence by any officers, employees or agents. We encourage you to confirm the information, holdings and valuations contained herein. Information contained in the report may only relate to the period since you commenced our service.

Copyright © 2023 Third Party Platform Pty Limited. All rights reserved.

Macquarie Online Trading is a service provided by Third Party Platform Pty Ltd ("TPP") ABN 74 121 227 905 AFSL No. 314341, at the request of Macquarie Bank Limited ABN 46 008 583 542 AFSL 237502 ("MBL"). TPP is a Participant of the ASX Group. Neither TPP nor MBL are representatives of each other. Some of the fees paid to TPP for the provision of its services will be remitted to MBL. TPP and MBL do not provide personal financial advice in relation to Macquarie Online Trading. You should consider your own financial situation, particular needs and investment objectives before acting on any of the information available on this report.

Estimated dividends & distributions (continued)

01 Jul 2022 - 30 Jun 2023

WDS WOODSIDE ENERGY ORDINARY

Ex div. date	Payment date	Type	Div. amount	Franking %	Balance	Franking credit	Est. dividend
08/09/2022	06/10/2022	Interim	\$1.59953	100.00%	695	\$476.43	\$1,111.67
08/03/2023	05/04/2023	Final	\$2.154399	100.00%	695	\$641.70	\$1,497.31
Estimated sub total						\$1,118.13	\$2,608.98

WES WESFARMERS LIMITED ORDINARY

Ex div. date	Payment date	Type	Div. amount	Franking %	Balance	Franking credit	Est. dividend
31/08/2022	06/10/2022	Final	\$1.00	100.00%	529	\$226.71	\$529.00
20/02/2023	28/03/2023	Interim	\$0.88	100.00%	540	\$203.66	\$475.20
Estimated sub total						\$430.37	\$1,004.20

WOW WOOLWORTHS GROUP LTD ORDINARY

Ex div. date	Payment date	Type	Div. amount	Franking %	Balance	Franking credit	Est. dividend
31/08/2022	27/09/2022	Final	\$0.53	100.00%	316	\$71.78	\$167.48
02/03/2023	13/04/2023	Interim	\$0.46	100.00%	316	\$62.30	\$145.36
Estimated sub total						\$134.08	\$312.84

Estimated total \$5,033.26 \$11,744.26

The information presented in this report is a general estimation and is intended as a guide for indicative purposes only. It is an extrapolation of our understanding of your holdings against publicly available dividend entitlement and payment information. It should not be considered a replacement for your own records. We encourage you to confirm the information and holdings represented here.

While every effort has been made to provide you with an accurate statement, we give no warranty of accuracy or reliability and take no responsibility for any errors or omissions including negligence by any officers, employees or agents. We encourage you to confirm the information, holdings and valuations contained herein. Information contained in the report may only relate to the period since you commenced our service.

Copyright © 2023 Third Party Platform Pty Limited. All rights reserved.

Macquarie Online Trading is a service provided by Third Party Platform Pty Ltd ("TPP") ABN 74 121 227 905 AFSL No. 314341, at the request of Macquarie Bank Limited ABN 46 008 583 542 AFSL 237502 ("MBL"). TPP is a Participant of the ASX Group. Neither TPP nor MBL are representatives of each other. Some of the fees paid to TPP for the provision of its services will be remitted to MBL. TPP and MBL do not provide personal financial advice in relation to Macquarie Online Trading. You should consider your own financial situation, particular needs and investment objectives before acting on any of the information available on this report.