

FS/1

Ivan Ross Superannuation Fund

ABN 74 194 076 017

Trustees: Ivan Ross & Emma Hodder

Financial Statement
For the year ended 30 June 2020

*Reviewed
MFF 9/10/20*

Ivan Ross Superannuation Fund

Statement of Financial Position

as at 30 June 2020

FS/2

	Note	2020 \$	2019 \$
Assets			
Investments			
Cash and Cash Equivalents	6A 20	25,000.00	25,000.00
Loans	6B	-	551,500.00
Shares in Listed Companies	6C	437,899.37	188,814.44
Stapled Securities	6D FS/20-21	79,100.00	21,340.00
Units In Listed Unit Trusts	6E	95,435.00	-
Other Assets			
Cash At Bank	FS/19	42,096.05	8,506.00
DRP Residual	No longer own - remove	99.22	100.71
Receivables	34 - 20-21 98-102	2,190.88	577.00
Current Tax Assets	94 - FS/45	9,303.58	(2,972.00)
Total Assets		<u><u>691,124.10</u></u>	<u><u>792,866.15</u></u>
Liabilities			
Income Tax Suspense	93	3,229.71	-
Other Taxes Payable	97	1,657.00	3,336.00
Total Liabilities		<u><u>4,886.71</u></u>	<u><u>3,336.00</u></u>
Net Assets Available to Pay Benefits		<u><u>686,237.39</u></u>	<u><u>789,530.15</u></u>
Represented by:			
Liability for Accrued Benefits			
2			
Unallocated Member Entitlements			
Mr Ivan Ross		686,237.39	788,980.29
Total Liability for Accrued Benefits		<u><u>686,237.39</u></u>	<u><u>788,980.29</u></u>

The accompanying notes form part of these financial statements.
This report should be read in conjunction with the accompanying compilation report.

Ivan Ross Superannuation Fund
Operating Statement
For the period 1 July 2019 to 30 June 2020

FS/3

	Note	2020 \$	2019 \$
Income			
Member Receipts			
Contributions			
Employer		8,930.25	5,925.15
Investment Gains			
Realised Capital Gains	8A	8,087.96	2,863.77
Investment Income			
Distributions	7A	7,056.60	842.51
Dividends	7B	31,033.59	10,395.01
Foreign Income	7C	328.02	-
Interest	7D	1,041.10	46,289.84
Other Income		549.86	-
		<u>57,027.38</u>	<u>66,316.28</u>
Expenses			
Member Payments			
Pensions Paid		65,000.00	40,603.00
Rollovers Out		-	288,228.30
Other Expenses			
Accountancy Fee		2,475.00	-
Auditor Fee		385.00	385.00
General Expense		-	137.50
Legal Fee		137.50	-
SMSF Supervisory Levy		259.00	259.00
Investment Losses			
Decrease in Market Value	8B	85,245.58	(17,909.00)
		<u>153,502.08</u>	<u>311,703.80</u>
Benefits Accrued as a Result of Operations before Income Tax		(96,474.70)	(245,387.52)
Income Tax			
Income Tax Expense		6,268.20	9,302.25
		<u>6,268.20</u>	<u>9,302.25</u>
Benefits Accrued as a Result of Operations		<u>(102,742.90)</u>	<u>(254,689.77)</u>

*The accompanying notes form part of these financial statements.
This report should be read in conjunction with the accompanying compilation report.*

Ivan Ross Superannuation Fund
Notes to the Financial Statements
As at 30 June 2020

FS/4

Note 1 - Statement of Significant Accounting Policies

The following significant accounting policies have been adopted in the preparation and presentation of the financial statements. They have been consistently applied in the current and previous periods unless otherwise stated to ensure the financial information satisfies the concept of relevance and reliability.

(a) Statement of Compliance

The trustees have prepared the financial statements on the basis that the superannuation fund is a non-reporting entity because the members are able to command the preparation of tailored reports so as to satisfy specifically all of their information needs and there are no other users dependent on the financial statements. The financial statements are therefore special purpose financial statements that have been prepared in accordance with the legislative requirements of the *Superannuation Industry (Supervision) Act 1993* and *Regulations 1994* and the provisions of the Trust Deed. The trustees have determined that the accounting policies adopted are appropriate to meet their needs.

(b) Basis of Preparation

The financial statements have been prepared on a cash basis using historical costs convention unless stated otherwise. For investments and financial liabilities, they are measured at market values.

The financial statements are presented in Australian dollars, which is the functional currency of the fund.

(c) Use of Accounting Estimates and Judgments

The preparation of financial statements requires the trustees to make judgments, estimates and assumptions that affect the application of accounting policies and the reported amounts of assets and liabilities, income and expenses. The estimates and associated assumptions are based on historical experience and various other factors that are believed to be reasonable under the circumstance, the results of which form the basis of making the judgments. Actual results may differ from these estimates.

Estimates and underlying assumptions are reviewed on an ongoing basis. Revisions to accounting estimates are recognised in the period in which the estimate is revised and in any future period affected.

(d) Cash and Cash Equivalents

Cash and cash equivalents include cash on hand, deposits held at call with banks or financial institutions and short-term, highly liquid investments that are readily convertible to cash and are subject to an insignificant risk of change in value.

(e) Foreign Currency

Any foreign currency transactions during the financial year are brought to account using the exchange rate in effect at the date of the transaction. Foreign currency monetary items at reporting date are translated at the exchange rate existing at reporting date. Exchange differences are recognised in the operating statement in the period in which they arise.

(f) Valuation of Assets

Investment

An investment is initially recognised when as a result of past transactions or events, the Fund controls the future economic benefits expected to flow from the asset.

The investment assets are firstly recorded at cost, being the fair value of the consideration given. After initial recognition, they are measured at market value. Gains or losses arising from changes in market value are recognised on the Operating Statement in the periods in which they occur.

Market value as defined in s10 of *SISA 1993*, in relation to an asset, means the amount that a willing buyer of the asset could reasonably be expected to pay to acquire the asset from a willing seller if the following assumptions were made:

- i. that the buyer and the seller dealt with each other at arm's length in relation to the sale;
- ii. that the sale occurred after proper marketing of the asset;
- iii. that the buyer and the seller acted knowledgeably and prudentially in relation to the sale.

As disposal costs are generally immaterial unless otherwise stated, market value approximates fair value.

Ivan Ross Superannuation Fund
Notes to the Financial Statements
As at 30 June 2020

BS/S

Market values for various types of investment have been determined as follows:

- i. listed securities, government and other fixed interest securities for which there is a readily available market quotation, the valuation is recorded as the last quoted sale price as at the close of business on reporting date. If the listed securities are foreign, they are also converted to Australian dollars using the exchange rate at the close of business on the reporting date;
- ii. unit trusts and managed funds are stated by reference to the unit redemption price quoted by the fund manager at the end of the reporting period;
- iii. unlisted investments are stated at the Trustees' valuation based on estimated market value at balance date; or where necessary, upon external valuers' expert opinions;
- iv. Investment properties are carried at market value and are held for the purpose of generating long-term rental yields and capital appreciation. The Trustees give consideration to the value of the investment property each financial year and revalue when a significant event occurs or when deemed appropriate. Where an external valuation has been obtained, the valuation is based on objective and supportable data and has been carried out by a property valuation service provider or qualified independent valuer as appropriate.

Financial Liabilities

The Fund initially recognises a financial liability on the date it becomes a party to the contractual provisions of the instrument.

Financial liabilities including credit balances of hedging instruments and derivatives are measured at market values as at the reporting date. Any change in market values of the financial liabilities since the beginning of the reporting period shall be included in the profit or loss for the reporting period. As disposal costs are generally immaterial, unless otherwise stated, market value approximates fair value.

Receivables and Payables

Current assets such as accounts receivable, which are expected to be recovered within twelve months after the reporting period, are carried at nominal amounts which approximate the fair values.

Accounts payable are recognised when the Fund becomes obliged to make future payments resulting from the goods and services received, whether or not billed to the Fund and are carried at nominal amounts which are equivalent to fair values.

(g) Revenue Recognition

Revenue is recognised to the extent that it is probable that the economic benefits will flow to the Fund and the revenue can be reliably measured. Revenue is measured at the fair value of consideration received or receivable. The following recognition criteria relate to the specific items of revenue the Fund receives:

Interest

The interest revenue is recognised by the Fund on a cash receipt basis, unless the Fund chooses the accrual method and the amount can be reliably measured by reference to the principal outstanding and using the effective interest rate of the instrument calculated at the acquisition or origination date.

Dividend Revenue

The entitlement to a dividend is based on the date the shares are quoted ex-dividend; the actual dividend revenue is recognised by the Fund when it is received.

Distribution Revenue

Distributions from unit trusts and managed funds are recognised as at the date the unit value is quoted ex-distributions and if not received at the end of the reporting period, are reflected in the statement of financial position as a receivable at market value.

Rental Income

Rent from investment properties is recognised by the Fund on a cash receipt basis.

Movement in market values

Changes in the market value of investments are determined as the difference between the market value at balance date or consideration received (if sold during the year) and the market value as at the prior year end or cost (if the investment was acquired during the period). All movements are recognised in the Operating Statement.

Contributions and Rollovers In

Contributions and rollovers in are recognised when the control and the benefits from the revenue have been attained and are recorded by the Fund, gross of any taxes, in the period to which they relate.

The financial report was authorised for issue on 08 October 2020 by the trustee of the fund.

Ivan Ross Superannuation Fund
Notes to the Financial Statements
As at 30 June 2020

FS/6

Note 2 – Liability for Accrued Benefits

The liability for accrued benefits represents the fund's present obligation to pay benefits to members and beneficiaries and has been calculated as the difference between the carrying amount of the assets and the carrying amount of the other payables and income tax liabilities as at the end of the reporting period. Changes in the Liability for Accrued Benefits are as follows:

	Current	Previous
Liability for Accrued Benefits at beginning of period	788,980.29	1,044,219.92
Benefits Accrued during the period	(37,742.90)	74,141.53
Benefits Paid during the period	(65,000.00)	(328,831.30)
Liability for Accrued Benefits at end of period	686,237.39	788,980.29

Any amount in the Unallocated Contributions account represent amounts that have been received by the fund from either the members of the fund or a third party but have not been allocated to any specific member as at the reporting date. It is the intention of the trustee to allocate any such amounts recorded as unallocated contributions within 28 days following the end of the month to specific fund member, which will increase the liability for members accrued benefits.

Note 3 – Vested Benefits

Vested benefits are benefits which are not conditional upon continued membership of the fund (or any factor other than resignation from the plan) and include benefits which members were entitled to receive had they terminated their fund membership as at the reporting period.

	Current	Previous
Vested Benefits at beginning of period	788,980.29	1,044,219.92
Benefits Accrued during the period	(37,742.90)	74,141.53
Benefits Paid during the period	(65,000.00)	(328,831.30)
Vested Benefits at end of period	686,237.39	788,980.29

Note 4 – Guaranteed Benefits

No guarantees have been made in respect of any part of the liability for accrued benefits.

Note 5 – Funding Arrangements

No fixed funding arrangements were in place for the Fund as at year end.

Note 6A – Cash and Cash Equivalents

	Current	Previous
At market value:		
Rabobank Term Deposit	25,000.00	25,000.00
	25,000.00	25,000.00

Note 6B – Loans

	Current	Previous
At market value:		
Delaney Mortgage	0.00	551,500.00
	0.00	551,500.00

Ivan Ross Superannuation Fund
Notes to the Financial Statements
As at 30 June 2020

FS/7

Note 6C – Shares in Listed Companies

	Current	Previous
At market value:		
AGL Energy Limited.	8,525.00	15,007.50
Alumina Limited	0.00	6,990.00
APA Group - Rights-Appsclose 14Mar2018 Us Prohibited	16.00	16.00
Australian Pharmaceutical Industries Limited	11,450.00	6,600.00
Bellamy's Australia Limited	0.00	14,958.00
Blackmores Limited	0.00	8,991.00
Brickworks Limited	7,915.00	0.00
Coca-Cola Amatil Limited	8,660.00	5,110.00
Collection House Limited	5,425.00	0.00
Costa Group Holdings Limited	8,700.00	0.00
G8 Education Limited	10,620.00	0.00
loof Holdings Limited	7,380.00	16,285.50
Japara Healthcare Limited	7,007.00	7,875.00
Link Administration Holdings Limited	15,375.00	14,000.00
Macquarie Group Limited	9,488.00	12,539.00
Metcash Limited	0.00	4,883.00
Milton Corporation Limited	32,720.00	4,710.00
Mystate Limited	7,860.00	0.00
Naos Emerging Opportunities Company Limited	19,875.00	0.00
National Australia Bank Limited	7,288.00	10,688.00
Origin Energy Limited	0.00	7,310.00
QBE Insurance Group Limited	0.00	4,732.00
Regis Healthcare Limited	16,888.98	9,147.14
Reliance Worldwide Corporation Limited	0.00	6,160.00
South32 Limited	16,320.00	0.00
Suncorp Group Limited	8,962.33	6,735.00
Super Retail Group Limited	16,100.00	0.00
Telstra Corporation Limited.	24,955.49	10,106.25
Volpara Health Technologies Limited	4,110.00	0.00
WAM Capital Limited	27,300.00	0.00
Wam Research Limited	20,131.32	0.00
Washington H Soul Pattinson & Company Limited	68,355.00	0.00
Wesfarmers Limited	13,449.00	0.00
Westpac Banking Corporation	26,925.00	5,672.00
Woodside Petroleum Limited	25,980.00	10,180.80
Woodside Petroleum Limited - Rights-Appsclose 07Mar2018 Us Prohibited	118.25	118.25
	437,899.37	188,814.44

Note 6D – Stapled Securities

	Current	Previous
At market value:		
Dexus - Fully Paid Units Stapled Securities	18,400.00	0.00
Lendlease Group - Fully Paid Ordinary/Units Stapled Securities	12,370.00	13,000.00
Mirvac Group - Fully Paid Ordinary/Units Stapled Securities	8,680.00	0.00
Rural Funds Group - Fully Paid Units Stapled Securities	28,800.00	0.00
Scentre Group - Fully Paid Ordinary/Units Stapled Securities	10,850.00	0.00
Stockland - Fully Paid Ordinary/Units Stapled Securities	0.00	8,340.00
	79,100.00	21,340.00

Ivan Ross Superannuation Fund
Notes to the Financial Statements
As at 30 June 2020

FS/8

Note 6E – Units In Listed Unit Trusts

	Current	Previous
At market value:		
Betashares Nasdaq 100 ETF - Exchange Traded Fund Units Fully Paid	24,730.00	0.00
Betashares S&P 500 Yield Maximiser Fund (Managed Fund) - Exchange Traded Fund Units Fully Paid	17,520.00	0.00
Vanguard MSCI Index International Shares ETF - Exchange Traded Fund Units Fully Paid	30,748.00	0.00
Vanguard Us Total Market Shares Index ETF - Chess Depository Interests 1:1	22,437.00	0.00
	95,435.00	0.00

Note 7A – Distributions

		Current	Previous
APA Group - Units Fully Paid Stapled Securities		0.00	123.51
Dexus - Fully Paid Units Stapled Securities		981.86	136.00
Goodman Group - Stapled Securities Fully Paid		0.00	75.00
Lendlease Group - Fully Paid Ordinary/Units Stapled Securities	21	95.04	36.00
Mirvac Group - Fully Paid Ordinary/Units Stapled Securities		120.00	0.00
Rural Funds Group - Fully Paid Units Stapled Securities	23	1,898.26	0.00
Scentre Group - Fully Paid Ordinary/Units Stapled Securities	25	1,243.68	0.00
Stockland - Fully Paid Ordinary/Units Stapled Securities		0.00	282.00
Sydney Airport - Fully Paid Ordinary/Units Stapled Securities		0.00	190.00
Betashares Nasdaq 100 ETF - Exchange Traded Fund Units Fully Paid	27	711.92	0.00
Betashares S&P 500 Yield Maximiser Fund (Managed Fund) - Exchange Traded Fund Units Fully Paid	30	1,241.64	0.00
Vanguard MSCI Index International Shares ETF - Exchange Traded Fund Units Fully Paid	32	764.20	0.00
		7,056.60	842.51

Ivan Ross Superannuation Fund
Notes to the Financial Statements
As at 30 June 2020

FS/9

Note 7B – Dividends

	Current	Previous
5G Networks Limited	71.43	0.00
AGL Energy Limited.	1,604.71	184.64
Alumina Limited	279.80	0.00
Australian Pharmaceutical Industries Limited	571.43	267.86
BHP Group Limited	0.00	403.64
Blackmores Limited	300.00	214.29
Brambles Limited	0.00	92.69
Carsales.Com Limited.	0.00	146.43
Coca-Cola Amatil Limited	125.00	157.86
Commonwealth Bank Of Australia.	0.00	285.71
Corporate Travel Management Limited	267.14	0.00
Costa Group Holdings Limited	435.71	0.00
Dicker Data Limited	285.72	0.00
Flexigroup Limited	0.00	275.00
Invocare Limited	0.00	111.43
loof Holdings Limited	1,740.72	346.07
Japara Healthcare Limited	957.47	56.00
Kogan.Com Ltd	857.14	87.14
Link Administration Holdings Limited	1,687.50	68.57
Macquarie Group Limited	1,015.14	0.00
Metcash Limited	190.00	0.00
Milton Corporation Limited	148.57	164.28
Mystate Limited	821.43	0.00
Naos Emerging Opportunities Company Limited	1,920.69	0.00
National Australia Bank Limited	948.58	1,151.23
Nine Entertainment Co. Holdings Limited	0.00	357.14
Origin Energy Limited	214.29	142.86
QBE Insurance Group Limited	125.71	140.80
Regis Healthcare Limited	607.20	232.00
Reliance Worldwide Corporation Limited	125.00	0.00
South32 Limited	752.00	0.00
Suncorp Group Limited	989.23	242.85
Super Retail Group Limited	814.29	230.36
Tabcorp Holdings Limited	942.86	0.00
Telstra Corporation Limited.	1,762.29	2,546.72
WAM Capital Limited	3,321.42	0.00
Wam Research Limited	1,639.24	0.00
Washington H Soul Pattinson & Company Limited	2,231.14	0.00
Webjet Limited	192.86	0.00
Wesfarmers Limited	222.86	571.43
Westpac Banking Corporation	1,142.86	1,591.28
Whitehaven Coal Limited	75.00	0.00
Woodside Petroleum Limited	1,354.36	326.73
Lendlease Group - Fully Paid Ordinary/Units Stapled Securities	292.80	0.00
	31,033.59	10,395.01

Note 7C – Foreign Income

	Current	Previous
Vanguard Us Total Market Shares Index ETF - Chess Depository Interests 1:1	328.02	0.00
	328.02	0.00

Ivan Ross Superannuation Fund
Notes to the Financial Statements
As at 30 June 2020

FS/10

Note 7D – Interest

	Current	Previous
Rabobank 5 Year TD	0.00	4,300.00
Rabobank Term Deposit	875.01	1,275.00
Accelerator Cash Account	0.00	1,719.87
NAB Cash Manager	129.95	150.22
NAB Trade Account	29.44	4.67
Rabobank Savings Account	6.70	5.18
Delaney Mortgage	0.00	38,834.90
	1,041.10	46,289.84

Ivan Ross Superannuation Fund
Notes to the Financial Statements
As at 30 June 2020

FS/11

Note 8A – Realised Capital Gains

	Current	Previous
Shares in Listed Companies		
5G Networks Limited	(1,964.50)	0.00
AGL Energy Limited.	190.05	1,760.17
Alumina Limited	(9.90)	0.00
Amcor PLC - Cdi 1:1 Foreign Exempt Nyse	660.15	0.00
AMP Limited	0.00	(1,169.01)
Aristocrat Leisure Limited	0.00	28.51
Asaleo Care Limited	0.00	3,081.37
Bapcor Limited	1,410.10	0.00
Bellamy's Australia Limited	910.17	885.30
BHP Group Limited	85.10	369.10
Blackmores Limited	(3,514.75)	0.00
Brambles Limited	0.00	795.33
Bubs Australia Limited	0.00	670.10
Carsales.Com Limited.	0.00	919.15
Coca-Cola Amatil Limited	315.10	0.00
Coles Group Limited.	0.00	581.60
Commonwealth Bank Of Australia.	0.00	483.10
Corporate Travel Management Limited	(4,922.25)	0.00
Costa Group Holdings Limited	(6,131.99)	0.00
Costa Group Holdings Limited - Rights-Appsclose 18-Nov-2019 Us Prohibited	772.55	0.00
Dicker Data Limited	5,631.89	0.00
Elders Limited	587.60	0.00
Event Hospitality And Entertainment Ltd	360.10	0.00
Flexigroup Limited	0.00	1,968.47
Flight Centre Travel Group Limited	0.00	342.11
Fortescue Metals Group Ltd	0.00	1,545.10
Invocare Limited	0.00	633.10
loof Holdings Limited	8,198.24	0.00
Japara Healthcare Limited	(7,851.65)	0.00
Jb Hi-Fi Limited	0.00	211.10
Kogan.Com Ltd	16,112.40	655.10
Link Administration Holdings Limited	227.05	0.00
Macquarie Group Limited	3,129.30	0.00
Metcash Limited	611.51	0.00
Milton Corporation Limited	560.10	0.00
National Australia Bank Limited	0.00	(27.53)
Nearmap Ltd	(5,689.85)	0.00
Nine Entertainment Co. Holdings Limited	0.00	1,835.10
Origin Energy Limited	267.15	0.00
QBE Insurance Group Limited	593.11	0.00
Regis Healthcare Limited	568.33	2,041.96
Reliance Worldwide Corporation Limited	442.75	0.00
Seek Limited	0.00	275.10
South32 Limited	(1,675.80)	0.00
Super Retail Group Limited	(2,396.40)	3,494.36
Tabcorp Holdings Limited	(6,274.64)	(49.90)
Telstra Corporation Limited.	0.00	(24,879.67)
Washington H Soul Pattinson & Company Limited	4,536.07	0.00
Webjet Limited	2,382.45	1,401.15
Wesfarmers Limited	822.10	834.41
Westpac Banking Corporation	0.00	(16.44)
Whitehaven Coal Limited	(5,859.85)	0.00
Woodside Petroleum Limited	(536.64)	0.00
Stapled Securities		
Ale Property Group - Fully Paid Ordinary/Units Stapled Securities	997.87	0.00

Ivan Ross Superannuation Fund
Notes to the Financial Statements
As at 30 June 2020

FS/12

APA Group - Units Fully Paid Stapled Securities	0.00	245.10
Dexus - Fully Paid Units Stapled Securities	570.19	760.10
Goodman Group - Stapled Securities Fully Paid	0.00	750.10
Lendlease Group - Fully Paid Ordinary/Units Stapled Securities	4,324.20	0.00
Rural Funds Group - Fully Paid Units Stapled Securities	(2,099.85)	0.00
Scentre Group - Fully Paid Ordinary/Units Stapled Securities	580.25	0.00
Stockland - Fully Paid Ordinary/Units Stapled Securities	1,170.15	1,460.13
Sydney Airport - Fully Paid Ordinary/Units Stapled Securities	0.00	980.10
	8,087.96	2,863.77

Ivan Ross Superannuation Fund
Notes to the Financial Statements
As at 30 June 2020

F5/13

Note 8B – Decrease in Market Value

	Current	Previous
Shares in Listed Companies		
AGL Energy Limited.	581.35	313.60
Alumina Limited	(349.95)	349.95
Australian Pharmaceutical Industries Limited	2,169.95	644.95
Bellamy's Australia Limited	(1,139.88)	1,139.88
Blackmores Limited	(563.95)	563.95
Brickworks Limited	(1,105.05)	0.00
Coca-Cola Amatil Limited	139.36	(0.05)
Collection House Limited	594.95	0.00
Costa Group Holdings Limited	947.10	0.00
G8 Education Limited	12,839.85	0.00
loof Holdings Limited	1,479.76	2,867.57
Japara Healthcare Limited	5,465.21	1,919.90
Link Administration Holdings Limited	(402.13)	3,657.88
Macquarie Group Limited	(1,322.60)	328.95
Metcash Limited	(266.95)	266.95
Milton Corporation Limited	(2,442.67)	(335.05)
Mystate Limited	1,180.89	0.00
Naos Emerging Opportunities Company Limited	4,753.21	0.00
National Australia Bank Limited	3,400.00	(203.37)
Origin Energy Limited	(102.90)	102.90
QBE Insurance Group Limited	93.05	(93.05)
Regis Healthcare Limited	12,006.29	1,936.19
Reliance Worldwide Corporation Limited	(1,292.40)	1,292.40
South32 Limited	4,205.68	0.00
Suncorp Group Limited	4,131.26	(212.36)
Super Retail Group Limited	1,625.34	0.00
Telstra Corporation Limited.	5,405.80	(32,752.64)
Volpara Health Technologies Limited	(195.05)	0.00
WAM Capital Limited	5,453.74	0.00
Wam Research Limited	1,679.98	0.00
Washington H Soul Pattinson & Company Limited	7,044.59	0.00
Wesfarmers Limited	(2,101.05)	0.00
Westpac Banking Corporation	12,474.38	(148.05)
Woodside Petroleum Limited	5,229.93	404.70
Stapled Securities		
Dexus - Fully Paid Units Stapled Securities	2,647.39	0.00
Lendlease Group - Fully Paid Ordinary/Units Stapled Securities	(455.90)	(324.15)
Mirvac Group - Fully Paid Ordinary/Units Stapled Securities	739.95	0.00
Rural Funds Group - Fully Paid Units Stapled Securities	(2,464.53)	0.00
Scentre Group - Fully Paid Ordinary/Units Stapled Securities	8,269.95	0.00
Stockland - Fully Paid Ordinary/Units Stapled Securities	(369.95)	369.95
Units in Listed Unit Trusts		
Betashares Nasdaq 100 ETF - Exchange Traded Fund Units Fully Paid	(6,175.10)	0.00
Betashares S&P 500 Yield Maximiser Fund (Managed Fund) - Exchange Traded Fund Units Fully Paid	2,334.90	0.00
Vanguard MSCI Index International Shares ETF - Exchange Traded Fund Units Fully Paid	(192.10)	0.00
Vanguard Us Total Market Shares Index ETF - Chess Depository Interests 1:1	(706.12)	0.00
	85,245.58	(17,909.00)

Ivan Ross Superannuation Fund

Members Summary Report - For the period 1/07/2019 to 30/06/2020

Member's Detail	Opening Balance	Increases					Decreases					Closing Balance
		Contrib	Tran In	Profit	Ins Proc	Tax	Exp	Ins Prem	Tran Out	Ben Paid		
Mr Ivan Ross C/O Paul Lawton Freight 12 Lerida Street Gunning NSW 2581	15,010.29	8,930.25	0.00	(1,078.08)	0.00	(1,471.02)	0.00	0.00	0.00	0.00	0.00	21,391.44
Accumulation	773,970.00	0.00	0.00	(39,326.87)	0.00	(4,797.18)	0.00	0.00	0.00	(65,000.00)	0.00	664,845.95
Pension	788,980.29	8,930.25	0.00	(40,404.95)	0.00	(6,268.20)	0.00	0.00	0.00	(65,000.00)	0.00	686,237.39
Ivan TTR	788,980.29	8,930.25	0.00	(40,404.95)	0.00	(6,268.20)	0.00	0.00	0.00	(65,000.00)	0.00	686,237.39

FS/14

Ivan Ross Superannuation Fund
(ABN: 74 194 076 017)

FS/15

Consolidated Member Benefit Totals

Period	Member Account Details
1 July 2019 - 30 June 2020	Residential Address: C/O Paul Lawton Freight 12 Lerida Street Gunning, NSW 2581
Member	Number: 2
Mr Ivan Ross	Date of Birth: 5 March 1961 Date Joined Fund: 17 March 2003 Eligible Service Date: 17 March 2003
	Tax File Number Held: Yes

*Note: this report provides a consolidated view of the Member's interests in the SMSF
Refer to the Member Benefit Statements produced for each member account for further details*

Your Accounts

Withdrawal Benefit as at 1 Jul 2019	
Accumulation	15,010.29
Ivan TTR	773,970.00
Total as at 1 Jul 2019	788,980.29

Withdrawal Benefit as at 30 Jun 2020	
Accumulation	21,391.44
Ivan TTR	664,845.95
Total as at 30 Jun 2020	686,237.39

Your Tax Components

Tax Free	164,090.45
Taxable - Taxed	522,146.94
Taxable - Untaxed	-

Your Preservation Components

Preserved	686,237.39
Restricted Non Preserved	-
Unrestricted Non Preserved	-

Your Insurance Benefits

No insurance details have been recorded

Your Beneficiaries

No beneficiary details have been recorded

For Enquiries:

phone 0263423524 | email mark@balance.accountants
mail Balance Accountants & Advisers, PO Box 727, Cowra NSW 2794

Ivan Ross Superannuation Fund
(ABN: 74 194 076 017)

FS/16

Member Benefit Statement

Period	Member Account Details
1 July 2019 - 30 June 2020	Residential Address: C/O Paul Lawton Freight 12 Lerida Street Gunning, NSW 2581
Member	Date of Birth: 5 March 1961
Mr Ivan Ross	Date Joined Fund: 17 March 2003
Accumulation Account	Eligible Service Date: 17 March 2003
Accumulation	Tax File Number Held: Yes
	Account Start Date: 17 March 2003

Your Account Summary	
Withdrawal Benefit as at 1 Jul 2019	15,010.29
<i>Increases to your account:</i>	
Employer Contributions	8,930.25
<u>Total Increases</u>	<u>8,930.25</u>
<i>Decreases to your account:</i>	
Contributions Tax	1,339.54
Share Of Net Fund Income	1,078.08
Tax on Net Fund Income	131.48
<u>Total Decreases</u>	<u>2,549.10</u>
Withdrawal Benefit as at 30 Jun 2020	21,391.44

Your Tax Components		
Tax Free	1.4024 %	300.00
Taxable - Taxed		21,091.44
Taxable - Untaxed		-
Your Preservation Components		
Preserved		21,391.44
Restricted Non Preserved		-
Unrestricted Non Preserved		-
Your Insurance Benefits		
No insurance details have been recorded		
Your Beneficiaries		
No beneficiary details have been recorded		

Ivan Ross Superannuation Fund
(ABN: 74 194 076 017)

FS/17

Member Benefit Statement

Period		Member Account Details	
1 July 2019 - 30 June 2020		Residential Address:	C/O Paul Lawton Freight 12 Lerida Street Gunning, NSW 2581
Member	Number: 2	Date of Birth:	5 March 1961
Mr Ivan Ross		Date Joined Fund:	17 March 2003
Pension Account		Eligible Service Date:	17 March 2003
Ivan TTR		Tax File Number Held:	Yes
		Account Start Date:	17 March 2017

Your Account Summary	
Withdrawal Benefit as at 1 Jul 2019	773,970.00
<i>Decreases to your account:</i>	
Pension Payments	65,000.00
Share Of Net Fund Income	39,326.87
Tax on Net Fund Income	4,797.18
<u>Total Decreases</u>	<u>109,124.05</u>
Withdrawal Benefit as at 30 Jun 2020	<u>664,845.95</u>

Your Tax Components		
Tax Free	24.6358 %	163,790.45
Taxable - Taxed		501,055.50
Taxable - Untaxed		-

Your Preservation Components	
Preserved	664,845.95
Restricted Non Preserved	-
Unrestricted Non Preserved	-

Your Insurance Benefits
No insurance details have been recorded

Your Beneficiaries
No beneficiary details have been recorded

FS/18

Trustees

The Trustees of the Fund are as follows:

Ivan Ross and
Emma Hodder

Availability of Other Fund Information

Additional information regarding your membership is available on request. What your Fund can do is governed by the provisions of its Trust Deed, which is available for inspection. If you require further information or clarification of any aspect of your membership of the Fund, please contact your Fund's Administrator or Trustees.

Trustees Disclaimer

This statement has been prepared by the Trustees for the member whose name appears at the top of this statement. While every effort has been made by the Trustees to ensure the accuracy and completeness of this statement, the Trustees do not accept any liability for any errors, omissions or misprints.

Signed on behalf of the Trustees of the Fund

.....
Ivan Ross
Trustee

.....
Emma Hodder
Trustee

Statement Date: 30 June 2020

Ivan Ross Superannuation Fund
Investment Summary as at 30 June 2020

Investment	Units	Average Cost Price	Market Price	Accounting Cost	Market Value	Unrealised Accounting Gain/(Loss)	Accounting Gain/(Loss) (%)	Portfolio Weight (%)
<u>Bank</u>								
Cash A Bank				0.06	0.06			- %
NAB Cash Manager			MA	37,010.27	37,010.27			5.45%
NAB Trade Account			19	5,085.55	5,085.55			0.75%
Rabobank Savings Account			10	0.17	0.17			- %
				42,096.05	42,096.05			6.19%
<u>Listed Derivatives Market</u>								
APA Group - Rights-Appsclose 14Mar2018 Us Prohibited (ASX:APARA)	100.00000	0.0000		0.00	16.00	16.00	0.00%	- %
Woodside Petroleum Limited - Rights-Appsclose 07Mar2018 Us Prohibited (ASX:WPLR)	55.00000	0.0000		0.00	118.25	118.25	0.00%	0.02%
				0.00	134.25	134.25	0.00%	0.02%

FS/19

Ivan Ross Superannuation Fund Investment Summary as at 30 June 2020

Investment	Units	Average Cost Price	Market Price	Accounting Cost	Market Value	Unrealised Accounting Gain/(Loss)	Accounting Gain/(Loss) (%)	Portfolio Weight (%)
Listed Securities Market								
AGL Energy Limited. (ASX:AGL)	500.00000	18.8399	17.0500	9,419.95	8,525.00	(894.95)	(9.50)%	1.25%
Australian Pharmaceutical Industries Limited (ASX:API)	10,000.00000	1.4265	1.1450	14,264.90	11,450.00	(2,814.90)	(19.73)%	1.68%
Brickworks Limited (ASX:BKW)	500.00000	13.6199	15.8300	6,809.95	7,915.00	1,105.05	16.23%	1.16%
Coca-Cola Amatil Limited (ASX:CCL)	1,000.00000	8.7993	8.6600	8,799.31	8,660.00	(139.31)	(1.58)%	1.27%
Costa Group Holdings Limited (ASX:CGC)	3,000.00000	3.2157	2.9000	9,647.10	8,700.00	(947.10)	(9.82)%	1.28%
Collection House Limited (ASX:CLH)	5,000.00000	1.2040	1.0850	6,019.95	5,425.00	(594.95)	(9.88)%	0.80%
Dexus - Fully Paid Units Stapled Securities (ASX:DXS)	2,000.00000	10.5237	9.2000	21,047.39	18,400.00	(2,647.39)	(12.58)%	2.71%
G8 Education Limited (ASX:GEM)	12,000.00000	1.9550	0.8850	23,459.85	10,620.00	(12,839.85)	(54.73)%	1.56%
loof Holdings Limited (ASX:IFL)	1,500.00000	7.8182	4.9200	11,727.33	7,380.00	(4,347.33)	(37.07)%	1.09%
Japara Healthcare Limited (ASX:JHC)	14,300.00000	1.0064	0.4900	14,392.11	7,007.00	(7,385.11)	(51.31)%	1.03%
Lendlease Group - Fully Paid Ordinary/Units Stapled Securities (ASX:LLC)	1,000.00000	11.5899	12.3700	11,589.95	12,370.00	780.05	6.73%	1.82%
Link Administration Holdings Limited (ASX:LINK)	3,750.00000	4.9682	4.1000	18,630.75	15,375.00	(3,255.75)	(17.48)%	2.26%
Mirvac Group - Fully Paid Ordinary/Units Stapled Securities (ASX:MGR)	4,000.00000	2.3550	2.1700	9,419.95	8,680.00	(739.95)	(7.86)%	1.28%
Milton Corporation Limited (ASX:MLT)	8,000.00000	3.7428	4.0900	29,942.28	32,720.00	2,777.72	9.28%	4.82%
Macquarie Group Limited (ASX:MQG)	80.00000	106.1794	118.6000	8,494.35	9,488.00	993.65	11.70%	1.40%
Mystate Limited (ASX:MYS)	2,000.00000	4.5204	3.9300	9,040.89	7,860.00	(1,180.89)	(13.06)%	1.16%
National Australia Bank Limited (ASX:NAB)	400.00000	26.2116	18.2200	10,484.63	7,288.00	(3,196.63)	(30.49)%	1.07%
Naos Emerging Opportunities Company Limited (ASX:NCC)	25,000.00000	0.9851	0.7950	24,628.21	19,875.00	(4,753.21)	(19.30)%	2.92%
Betashares Nasdaq 100 ETF - Exchange Traded Fund Units Fully Paid (ASX:NDQ)	1,000.00000	18.5549	24.7300	18,554.90	24,730.00	6,175.10	33.28%	3.64%
Regis Healthcare Limited (ASX:REG)	11,978.00000	2.5740	1.4100	30,831.46	16,888.98	(13,942.48)	(45.22)%	2.49%
Rural Funds Group - Fully Paid Units Stapled Securities (ASX:RF)	15,000.00000	1.7557	1.9200	26,335.47	28,800.00	2,464.53	9.36%	4.24%
South32 Limited (ASX:S32)	8,000.00000	2.5657	2.0400	20,525.68	16,320.00	(4,205.68)	(20.49)%	2.40%
Scentre Group - Fully Paid Ordinary/Units Stapled Securities (ASX:SCG)	5,000.00000	3.8240	2.1700	19,119.95	10,850.00	(8,269.95)	(43.25)%	1.60%
Washington H Soul Pattinson & Company Limited (ASX:SOL)	3,500.00000	21.5427	19.5300	75,399.59	68,355.00	(7,044.59)	(9.34)%	10.06%

FS/20

Ivan Ross Superannuation Fund
Investment Summary as at 30 June 2020

Investment	Units	Average Cost Price	Market Price	Accounting Cost	Market Value	Unrealised Accounting Gain/(Loss)	Accounting Gain/(Loss) (%)	Portfolio Weight (%)
Listed Securities Market								
Super Retail Group Limited (ASX:SUL)	2,000.00000	8.8627	8.0500	17,725.34	16,100.00	(1,625.34)	(9.17)%	2.37%
Suncorp Group Limited (ASX:SUN)	971.00000	13.2659	9.2300	12,881.23	8,962.33	(3,918.90)	(30.42)%	1.32%
Telstra Corporation Limited. (ASX:TLS)	7,973.00000	3.5404	3.1300	28,227.70	24,955.49	(3,272.21)	(11.59)%	3.67%
Betashares S&P 500 Yield Maximiser Fund (Managed Fund) - Exchange Traded Fund Units Fully Paid (ASX:UMAX)	1,000.00000	19.8549	17.5200	19,854.90	17,520.00	(2,334.90)	(11.76)%	2.58%
Vanguard MSCI Index International Shares ETF - Exchange Traded Fund Units Fully Paid (ASX:VGS)	400.00000	76.3898	76.8700	30,555.90	30,748.00	192.10	0.63%	4.52%
Volpara Health Technologies Limited (ASX:VHT)	3,000.00000	1.3050	1.3700	3,914.95	4,110.00	195.05	4.98%	0.60%
Vanguard Us Total Market Shares Index ETF - Chess Depository Interests 1:1 (ASX:VTS)	100.00000	217.3088	224.3700	21,730.88	22,437.00	706.12	3.25%	3.30%
WAM Capital Limited (ASX:WAM)	15,000.00000	2.1836	1.8200	32,753.74	27,300.00	(5,453.74)	(16.65)%	4.02%
Wam Research Limited (ASX:WAX)	15,251.00000	1.4302	1.3200	21,811.30	20,131.32	(1,679.98)	(7.70)%	2.96%
Westpac Banking Corporation (ASX:WBC)	1,500.00000	26.1676	17.9500	39,251.33	26,925.00	(12,326.33)	(31.40)%	3.96%
Wesfarmers Limited (ASX:WES)	300.00000	37.8265	44.8300	11,347.95	13,449.00	2,101.05	18.51%	1.98%
Woodside Petroleum Limited (ASX:WPL)	1,200.00000	26.3455	21.6500	31,614.63	25,980.00	(5,634.63)	(17.82)%	3.82%
				710,255.75	612,300.12	(97,955.63)	(13.79)%	90.11%
Term Deposits								
Rabobank Term Deposit				25,000.00	25,000.00	0.00	0.00%	3.68%
				25,000.00	25,000.00	0.00	0.00%	3.68%
				777,351.80	679,530.42	(97,821.38)	(12.59)%	100.00%

The accounting cost is the original cost base adjusted by any subsequent capital call/improvement or capital return transactions. In many cases, it is not the same as the adjusted or reduced cost base, or the reset cost base resulting from the CGT relief. To view the tax cost base and unrealised gain/(loss) for tax purposes refer to the Unrealised Capital Gains Report or change the report parameter to tax cost base.

RS/21

Ivan Ross Superannuation Fund
Investment Performance
For the period from 1 July 2019 to 30 June 2020

Investment	Opening Value	Acquisitions	Disposals	Closing Value	Change in Value	Income	Total Return Value	Total Return
<u>Bank</u>								
NAB Trade Account	816.07	1,426,974.49	1,422,705.01	5,085.55	0.00	29.44	29.44	1.00%
NAB Cash Manager	7,685.11	603,237.16	573,912.00	37,010.27	0.00	129.95	129.95	0.58%
Cash A Bank	0.06	0.00	0.00	0.06	0.00	0.00	0.00	0.00%
Rabobank Savings Account	4.76	881.71	886.30	0.17	0.00	6.70	6.70	0.76%**
	8,506.00	2,031,093.36	1,997,503.31	42,096.05	0.00	166.09	166.09	0.66%
<u>Listed Derivatives Market</u>								
APA Group - Rights-Appsclose 14Mar2018 Us Prohibited (ASX:APARA)	16.00	0.00	0.00	16.00	0.00	0.00	0.00	0.00%
Costa Group Holdings Limited - Rights-Appsclose 18-Nov-2019 Us Prohibited (ASX:CGCR)	0.00	0.00	772.55	0.00	772.55	0.00	772.55	N/A #
Woodside Petroleum Limited - Rights-Appsclose 07Mar2018 Us Prohibited (ASX:WPLR)	118.25	0.00	0.00	118.25	0.00	0.00	0.00	0.00%
	134.25	0.00	772.55	134.25	772.55	0.00	772.55	575.46%**

FB/22

Ivan Ross Superannuation Fund
Investment Performance
For the period from 1 July 2019 to 30 June 2020

Investment	Opening Value	Acquisitions	Disposals	Closing Value	Change in Value	Income	Total Return Value	Total Return
<u>Listed Securities Market</u>								
5G Networks Limited (ASX:5GN)	0.00	24,779.75	22,815.25	0.00	(1,964.50)	71.43	(1,893.07)	(27.54%)
AGL Energy Limited. (ASX:AGL)	15,007.50	23,943.90	30,035.10	8,525.00	(391.30)	1,604.71	1,213.41	10.87%
Amarc PLC - Cdi 1:1 Foreign Exempt Nyse (ASX:AMC)	0.00	14,089.95	14,750.10	0.00	660.15	0.00	660.15	6.31%
Australian Pharmaceutical Industries Limited (ASX:API)	6,600.00	7,019.95	0.00	11,450.00	(2,169.95)	571.43	(1,598.52)	(16.27%)
Alumina Limited (ASX:AWC)	6,990.00	0.00	7,330.05	0.00	340.05	279.80	619.85	9.05%
Bellamy's Australia Limited (ASX:BAL)	14,958.00	0.00	17,008.05	0.00	2,050.05	0.00	2,050.05	13.71%
Bapcor Limited (ASX:BAP)	0.00	12,359.95	13,770.05	0.00	1,410.10	0.00	1,410.10	11.41%
BHP Group Limited (ASX:BHP)	0.00	17,964.95	18,050.05	0.00	85.10	0.00	85.10	0.47%
Blackmores Limited (ASX:BKL)	8,991.00	18,169.90	24,210.10	0.00	(2,950.80)	300.00	(2,650.80)	(28.70%)
Brickworks Limited (ASX:BKW)	0.00	6,809.95	0.00	7,915.00	1,105.05	0.00	1,105.05	16.23%
Coca-Cola Amatil Limited (ASX:CCL)	5,110.00	8,799.31	5,425.05	8,660.00	175.74	125.00	300.74	4.47%

B3/23

Ivan Ross Superannuation Fund
Investment Performance
For the period from 1 July 2019 to 30 June 2020

Investment	Opening Value	Acquisitions	Disposals	Closing Value	Change in Value	Income	Total Return Value	Total Return
<u>Listed Securities Market</u>								
Costa Group Holdings Limited (ASX:CGC)	0.00	25,199.14	9,420.05	8,700.00	(7,079.09)	435.71	(6,643.38)	(55.91%)
Collection House Limited (ASX:CLH)	0.00	6,019.95	0.00	5,425.00	(594.95)	0.00	(594.95)	(9.88%)
Corporate Travel Management Limited (ASX:CTD)	0.00	30,847.35	25,925.10	0.00	(4,922.25)	267.14	(4,655.11)	(30.31%)
Dicker Data Limited (ASX:DDR)	0.00	50,373.31	56,005.20	0.00	5,631.89	285.72	5,917.61	57.95%
Dexus - Fully Paid Units Stapled Securities (ASX:DXS)	0.00	47,782.30	27,305.10	18,400.00	(2,077.20)	981.86	(1,095.34)	(5.84%)
Elders Limited (ASX:ELD)	0.00	7,212.45	7,800.05	0.00	587.60	0.00	587.60	8.65%
Event Hospitality And Entertainment Ltd (ASX:EVT)	0.00	12,419.95	12,780.05	0.00	360.10	0.00	360.10	2.90%
G8 Education Limited (ASX:GEM)	0.00	23,459.85	0.00	10,620.00	(12,839.85)	0.00	(12,839.85)	(86.23%)
loof Holdings Limited (ASX:IFL)	16,285.50	33,737.23	49,361.21	7,380.00	6,718.48	1,740.72	8,459.20	111.26%
Japara Healthcare Limited (ASX:JHC)	7,875.00	28,633.80	16,184.94	7,007.00	(13,316.86)	957.47	(12,359.39)	(90.74%)
Kogan.Com Ltd (ASX:KGN)	0.00	46,259.54	62,371.94	0.00	16,112.40	857.14	16,969.54	61.41%

15/24

Ivan Ross Superannuation Fund
Investment Performance
For the period from 1 July 2019 to 30 June 2020

Investment	Opening Value	Acquisitions	Disposals	Closing Value	Change in Value	Income	Total Return Value	Total Return
<i>Listed Securities Market</i>								
Ale Property Group - Fully Paid Ordinary/Units Stapled Securities (ASX:LPE)	0.00	10,019.95	11,017.82	0.00	997.87	0.00	997.87	13.65%
Lendlease Group - Fully Paid Ordinary/Units Stapled Securities (ASX:LLC)	13,000.00	11,589.95	17,000.05	12,370.00	4,780.10	387.84	5,167.94	51.16%
Link Administration Holdings Limited (ASX:LNK)	14,000.00	23,408.36	22,662.54	15,375.00	629.18	1,687.50	2,316.68	17.12%
Mirvac Group - Fully Paid Ordinary/Units Stapled Securities (ASX:MGR)	0.00	9,419.95	0.00	8,680.00	(739.95)	120.00	(619.95)	(6.62%)
Milton Corporation Limited (ASX:MLT)	4,710.00	29,942.28	4,935.05	32,720.00	3,002.77	148.57	3,151.34	18.39%
Macquarie Group Limited (ASX:MQG)	12,539.00	20,466.30	27,969.20	9,488.00	4,451.90	1,015.14	5,467.04	66.03%
Metcash Limited (ASX:MTS)	4,883.00	0.00	5,761.46	0.00	878.46	190.00	1,068.46	22.32%
Mystate Limited (ASX:MYS)	0.00	9,040.89	0.00	7,860.00	(1,180.89)	821.43	(359.46)	(8.31%)
National Australia Bank Limited (ASX:NAB)	10,688.00	0.00	0.00	7,288.00	(3,400.00)	948.58	(2,451.42)	(24.00%)
Naos Emerging Opportunities Company Limited (ASX:NCC)	0.00	24,628.21	0.00	19,875.00	(4,753.21)	1,920.69	(2,832.52)	(20.75%)
Betashares Nasdaq 100 ETF - Exchange Traded Fund Units Fully Paid (ASX:NDQ)	0.00	18,554.90	0.00	24,730.00	6,175.10	711.92	6,887.02	50.46%

FS/25

Ivan Ross Superannuation Fund
Investment Performance
For the period from 1 July 2019 to 30 June 2020

Investment	Opening Value	Acquisitions	Disposals	Closing Value	Change in Value	Income	Total Return Value	Total Return
<u>Listed Securities Market</u>								
Nearmap Ltd (ASX:NEA)	0.00	9,154.90	3,465.05	0.00	(5,689.85)	0.00	(5,689.85)	(78.29%)
Origin Energy Limited (ASX:ORG)	7,310.00	0.00	7,680.05	0.00	370.05	214.29	584.34	7.99%
QBE Insurance Group Limited (ASX:QBE)	4,732.00	0.00	5,232.06	0.00	500.06	125.71	625.77	13.40%
Regis Healthcare Limited (ASX:REG)	9,147.14	29,359.85	10,180.05	16,888.98	(11,437.96)	607.20	(10,830.76)	(66.76%)
Rural Funds Group - Fully Paid Units Stapled Securities (ASX:RFF)	0.00	47,415.37	18,980.05	28,800.00	364.68	1,898.26	2,262.94	12.67%
Reliance Worldwide Corporation Limited (ASX:RWC)	6,160.00	8,019.95	15,915.10	0.00	1,735.15	125.00	1,860.15	29.11%
South32 Limited (ASX:S32)	0.00	44,656.75	22,455.27	16,320.00	(5,881.48)	752.00	(5,129.48)	(32.03%)
Scentre Group - Fully Paid Ordinary/Units Stapled Securities (ASX:SCG)	0.00	58,249.80	39,710.10	10,850.00	(7,689.70)	1,243.68	(6,446.02)	(44.50%)
Stockland - Fully Paid Ordinary/Units Stapled Securities (ASX:SGP)	8,340.00	8,719.95	18,600.05	0.00	1,540.10	0.00	1,540.10	12.13%
Washington H Soul Pattinson & Company Limited (ASX:SOL)	0.00	160,714.57	89,851.05	68,355.00	(2,508.52)	2,231.14	(277.38)	(0.61%)
Super Retail Group Limited (ASX:SUL)	0.00	99,897.56	79,775.82	16,100.00	(4,021.74)	814.29	(3,207.45)	(17.56%)

FS/26

Ivan Ross Superannuation Fund
Investment Performance
For the period from 1 July 2019 to 30 June 2020

Investment	Opening Value	Acquisitions	Disposals	Closing Value	Change in Value	Income	Total Return Value	Total Return
<i>Listed Securities Market</i>								
Suncorp Group Limited (ASX:SUN)	6,735.00	6,748.59	390.00	8,962.33	(4,131.26)	989.23	(3,142.03)	(33.36%)
Tabcorp Holdings Limited (ASX:TAH)	0.00	27,204.90	20,930.26	0.00	(6,274.64)	942.86	(5,331.78)	(42.10%)
Telstra Corporation Limited. (ASX:TLS)	10,106.25	20,255.04	0.00	24,955.49	(5,405.80)	1,762.29	(3,643.51)	(18.83%)
Betashares S&P 500 Yield Maximiser Fund (Managed Fund) - Exchange Traded Fund Units Fully Paid (ASX:UMAX)	0.00	19,854.90	0.00	17,520.00	(2,334.90)	1,241.64	(1,093.26)	(7.63%)
Vanguard MSCI Index International Shares ETF - Exchange Traded Fund Units Fully Paid (ASX:VGS)	0.00	30,555.90	0.00	30,748.00	192.10	764.20	956.30	4.25%
Volpara Health Technologies Limited (ASX:VHT)	0.00	3,914.95	0.00	4,110.00	195.05	0.00	195.05	4.98%
Vanguard Us Total Market Shares Index ETF - Chess Depository Interests 1:1 (ASX:VTS)	0.00	21,730.88	0.00	22,437.00	706.12	328.02	1,034.14	4.80%
WAM Capital Limited (ASX:WAM)	0.00	32,753.74	0.00	27,300.00	(5,453.74)	3,321.42	(2,132.32)	(10.54%)
Warr Research Limited (ASX:WAX)	0.00	21,811.30	0.00	20,131.32	(1,679.98)	1,639.24	(40.74)	(0.26%)
Westpac Banking Corporation (ASX:WBC)	5,672.00	33,727.38	0.00	26,925.00	(12,474.38)	1,142.86	(11,331.52)	(51.59%)
Webjet Limited (ASX:WEB)	0.00	50,981.80	53,364.25	0.00	2,382.45	192.86	2,575.31	56.76%

FS/27

Ivan Ross Superannuation Fund
Investment Performance
For the period from 1 July 2019 to 30 June 2020

Investment	Opening Value	Acquisitions	Disposals	Closing Value	Change in Value	Income	Total Return Value	Total Return
Listed Securities Market								
Westfarmers Limited (ASX:WES)	0.00	18,589.90	8,064.05	13,449.00	2,923.15	222.86	3,146.01	35.86%
Whitehaven Coal Limited (ASX:WHC)	0.00	13,489.90	7,630.05	0.00	(5,859.85)	75.00	(5,784.85)	(53.35%)
Woodside Petroleum Limited (ASX:WPL)	10,180.80	39,511.45	17,945.68	25,980.00	(5,766.57)	1,354.36	(4,412.21)	(21.75%)
	210,020.19	1,410,272.60	930,062.50	612,300.12	(77,930.17)	38,418.21	(39,511.96)	(9.17%)
Term Deposits								
Rabobank Term Deposit	25,000.00	0.00	0.00	25,000.00	0.00	0.00	0.00	0.00%
Rabobank Term Deposit	0.00	0.00	0.00	0.00	0.00	875.01	875.01	N/A #
	25,000.00	0.00	0.00	25,000.00	0.00	875.01	875.01	3.56%

FS/28

Ivan Ross Superannuation Fund
Investment Performance
For the period from 1 July 2019 to 30 June 2020

Investment	Opening Value	Acquisitions	Disposals	Closing Value	Change in Value	Income	Total Return Value	Total Return
<i>Unlisted Market</i>								
Delaney Mortgage	551,500.00	0.00	551,500.00	0.00	0.00	0.00	0.00	0.00%
	551,500.00	0.00	551,500.00	0.00	0.00	0.00	0.00	0.00%
Fund Total	795,160.44	3,441,365.96	3,479,838.36	679,530.42	(77,157.62)	39,459.31	(37,698.31)	(4.99%)

NOTE: Reliable performance figures cannot be derived for holdings that have had large net capital inflows or outflows (i.e.: more than 50% of average capital) during the period. Calculating returns where there are large capital movements, without detailed manual income attribution, would lead to significant under or over stating of investment returns.

** Due to issues inherent in the Dietz calculation methodology, which can produce an invalid return in circumstances of extreme intra-period asset appreciation (and realisation of these gains), a Simple Rate of Return has been substituted for the purposes of this return.

FS/29

Ivan Ross Superannuation Fund
Realised Capital Gains
For the period from 1 July 2019 to 30 June 2020

Quantity	Accounting Treatment				Taxation Treatment					
	Proceeds	Excess Tax Value*	Original Cost	Accounting Profit/(Loss)	Cost Base Calculation		Capital Gains Calculation			
					Adjusted	Reduced	Discounted	Deferred	Capital Loss	
Listed Derivatives Market										
Costa Group Holdings Limited - Rights-Appsclose 18-Nov-2019 Us Prohibited (ASX:CGCR)										
11/11/2019	Sale	1,750.00	772.55	0.00	772.55	0.00		772.55		
1,750.00		772.55		0.00	772.55	0.00		772.55	0.00	
Listed Derivatives Market Total										
772.55				0.00	772.55	0.00		772.55	0.00	
Listed Securities Market										
5G Networks Limited (ASX:SGN)										
26/07/2019	Sale	5,000.00	6,935.05	7,369.95	(434.90)			7,369.95		434.90
20/09/2019	Sale	4,000.00	3,425.05	5,415.96	(1,990.91)			5,415.96		1,990.91
15/10/2019	Sale	5,000.00	3,885.05	5,088.94	(1,203.89)			5,088.94		1,203.89
14/01/2020	Sale	5,000.00	4,085.05	3,414.95	670.10			3,414.95	670.10	
28/02/2020	Sale	5,000.00	4,485.05	3,489.95	995.10			3,489.95	995.10	
24,000.00		22,815.25		24,779.75	(1,964.50)			6,904.90	17,874.85	3,629.70
AGL Energy Limited. (ASX:AGL)										
28/10/2019	Sale	1,000.00	19,730.05	20,162.42	(432.37)			13,662.47	6,499.95	580.93
21/01/2020	Sale	500.00	10,305.05	9,682.63	622.42			9,682.63	622.42	
1,500.00		30,035.10		29,845.05	190.05			23,345.10	6,499.95	580.93
Ale Property Group - Fully Paid Ordinary/Units Stapled Securities (ASX:LEP)										
07/11/2019	Sale	1,000.00	5,420.05	5,009.98	410.07			5,009.98	410.07	
30/12/2019	Sale	1,000.00	5,597.77	5,009.97	587.80			5,009.97	587.80	
2,000.00		11,017.82		10,019.95	997.87			10,019.95	997.87	0.00
Alumina Limited (ASX:AWC)										
16/09/2019	Sale	3,000.00	7,330.05	7,339.95	(9.90)			7,339.95		9.90
3,000.00		7,330.05		7,339.95	(9.90)			7,339.95		9.90
Amcor PLC - Cdi 1:1 Foreign Exempt Nyse (ASX:AMC)										
20/05/2020	Sale	500.00	7,270.05	7,044.98	225.07			7,044.98	225.07	
23/06/2020	Sale	500.00	7,480.05	7,044.97	435.08			7,044.97	435.08	
1,000.00		14,750.10		14,089.95	660.15			14,089.95	660.15	0.00

FS/30

Ivan Ross Superannuation Fund
Realised Capital Gains
For the period from 1 July 2019 to 30 June 2020

B/31

Quantity	Accounting Treatment				Taxation Treatment					
	Proceeds	Excess Tax Value*	Original Cost	Accounting Profit/(Loss)	Cost Base Calculation		Capital Gains Calculation			
					Adjusted	Reduced	Indexed	Discounted	Other	Deferred
Listed Securities Market										
Bapcor Limited (ASX:BAP)										
10/02/2020	Sale	2,000.00	13,770.05	12,359.95	1,410.10	12,359.95	1,410.10	1,410.10		
2,000.00		13,770.05		12,359.95	1,410.10	12,359.95	1,410.10	1,410.10	0.00	
Bellamy's Australia Limited (ASX:BAL)										
07/08/2019	Sale	1,800.00	17,008.05	16,097.88	910.17	16,097.88	910.17	910.17		
1,800.00		17,008.05		16,097.88	910.17	16,097.88	910.17	910.17	0.00	
Betashares Nasdaq 100 ETF - Exchange Traded Fund Units Fully Paid (ASX:NDQ)										
30/06/2020	Dist	0.00	0.00	0.00					569.44	
30/06/2020	Dist	0.00	0.00	0.00					30.59	
0.00		0.00		0.00					600.03	0.00
BHP Group Limited (ASX:BHP)										
22/08/2019	Sale	500.00	18,050.05	17,964.95	85.10	17,964.95	85.10	85.10		
500.00		18,050.05		17,964.95	85.10	17,964.95	85.10	85.10	0.00	
Blackmores Limited (ASX:BKL)										
18/12/2019	Sale	200.00	17,380.05	18,674.90	(1,294.85)		18,674.90			1,294.85
28/02/2020	Sale	100.00	6,830.05	9,049.95	(2,219.90)		9,049.95			2,219.90
300.00		24,210.10		27,724.85	(3,514.75)		27,724.85		0.00	3,514.75
Coca-Cola Amatil Limited (ASX:CCL)										
04/09/2019	Sale	500.00	5,425.05	5,109.95	315.10	5,109.95	315.10	315.10		
500.00		5,425.05		5,109.95	315.10	5,109.95	315.10	315.10	0.00	
Corporate Travel Management Limited (ASX:CTD)										
21/01/2020	Sale	500.00	11,095.05	11,229.95	(134.90)		11,229.95			134.90
28/02/2020	Sale	1,000.00	14,830.05	19,617.40	(4,787.35)		19,617.40			4,787.35
1,500.00		25,925.10		30,847.35	(4,922.25)		30,847.35		0.00	4,922.25
Costa Group Holdings Limited (ASX:CGC)										
23/12/2019	Sale	4,000.00	9,420.05	15,552.04	(6,131.99)		15,552.04			6,131.99
4,000.00		9,420.05		15,552.04	(6,131.99)		15,552.04		0.00	6,131.99

Ivan Ross Superannuation Fund
Realised Capital Gains
For the period from 1 July 2019 to 30 June 2020

	Accounting Treatment					Taxation Treatment					
	Quantity	Proceeds	Excess Tax Value*	Original Cost	Accounting Profit/(Loss)	Cost Base Calculation		Capital Gains Calculation			
						Adjusted	Reduced	Indexed	Discounted	Other	Deferred
Listed Securities Market											
Dexus - Fully Paid Units Stapled Securities (ASX:DXS)											
19/11/2019	Sale	1,250.00	14,805.05	15,016.62	(211.57)	15,016.62					211.57
21/01/2020	Sale	1,000.00	12,500.05	11,718.29	781.76	11,718.29				781.76	
30/06/2020	Dist	0.00	0.00	0.00				347.35			
30/06/2020	Dist	0.00	0.00	0.00				564.96			
		2,250.00	27,305.10	26,734.91	570.19	11,718.29	15,016.62	912.31	781.76	0.00	211.57
Dicker Data Limited (ASX:DDR)											
05/08/2019	Sale	2,000.00	12,780.05	12,099.95	680.10	12,099.95			680.10		
27/08/2019	Sale	3,000.00	19,780.05	16,817.05	2,963.00	16,817.05			2,963.00		
18/12/2019	Sale	1,500.00	9,205.05	9,696.39	(491.34)		9,696.39				491.34
20/01/2020	Sale	2,000.00	14,240.05	11,759.92	2,480.13	11,759.92			2,480.13		
		8,500.00	56,005.20	50,373.31	5,631.89	40,676.92	9,696.39	6,123.23	0.00		491.34
Elders Limited (ASX:ELD)											
20/09/2019	Sale	1,150.00	7,800.05	7,212.45	587.60	7,212.45			587.60		
		1,150.00	7,800.05	7,212.45	587.60	7,212.45			587.60		0.00
Event Hospitality And Entertainment Ltd (ASX:EVT)											
03/09/2019	Sale	1,000.00	12,780.05	12,419.95	360.10	12,419.95			360.10		
		1,000.00	12,780.05	12,419.95	360.10	12,419.95			360.10		0.00
loof Holdings Limited (ASX:IFL)											
25/09/2019	Sale	2,150.00	13,525.05	13,676.45	(151.40)	9,571.50	4,104.95		808.19		959.59
08/11/2019	Sale	1,500.00	11,530.05	8,086.61	3,443.44	8,086.61			3,443.44		
13/11/2019	Sale	1,500.00	12,010.05	7,829.96	4,180.09	7,829.96			4,180.09		
18/12/2019	Sale	1,500.00	12,296.06	11,569.95	726.11	11,569.95			726.11		
		6,650.00	49,361.21	41,162.97	8,198.24	37,056.02	4,104.95	9,157.83	0.00		959.59
Japara Healthcare Limited (ASX:JHC)											
10/03/2020	Sale	20,000.00	16,184.94	24,036.59	(7,851.65)	24,036.59			24,036.59		7,851.65
		20,000.00	16,184.94	24,036.59	(7,851.65)	24,036.59			24,036.59		7,851.65

FS/32

Ivan Ross Superannuation Fund
Realised Capital Gains
For the period from 1 July 2019 to 30 June 2020

	Accounting Treatment					Taxation Treatment						
	Quantity	Proceeds	Excess Tax Value*	Original Cost	Accounting Profit/(Loss)	Adjusted	Reduced	Indexation	Discounted	Other	Deferred	Capital Loss
Listed Securities Market												
Kogan.Com Ltd (ASX:KGN)												
16/04/2020	Sale	4,000.00	25,571.84		24,039.90	1,531.94				1,531.94		
25/05/2020	Sale	2,000.00	18,820.05		10,819.96	8,000.09				8,000.09		
25/05/2020	Sale	2,000.00	17,980.05		11,399.68	6,580.37				6,580.37		
8,000.00		62,371.94		46,259.54	16,112.40					16,112.40		0.00
Lendlease Group - Fully Paid Ordinary/Units Stapled Securities (ASX:LLC)												
04/09/2019	Sale	1,000.00	17,000.05		12,675.85	4,324.20				4,324.20		
1,000.00		17,000.05		12,675.85						4,324.20		0.00
Link Administration Holdings Limited (ASX:LNK)												
19/11/2019	Sale	3,750.00	22,662.54		22,435.49	227.05	11,061.93			1,619.63		1,392.58
3,750.00		22,662.54		22,435.49	227.05		11,061.93			1,619.63		1,392.58
Macquarie Group Limited (ASX:MQG)												
23/12/2019	Sale	200.00	27,969.20		24,839.90	3,129.30				3,129.30		
200.00		27,969.20		24,839.90	3,129.30					3,129.30		0.00
Metcash Limited (ASX:MTS)												
16/09/2019	Sale	1,900.00	5,761.46		5,149.95	611.51				611.51		
1,900.00		5,761.46		5,149.95	611.51					611.51		0.00
Milton Corporation Limited (ASX:MLT)												
19/12/2019	Sale	1,000.00	4,935.05		4,374.95	560.10			560.10			
1,000.00		4,935.05		4,374.95	560.10				560.10			0.00
Mirvac Group - Fully Paid Ordinary/Units Stapled Securities (ASX:MGR)												
30/06/2020	Dist	0.00	0.00		0.00				20.18			
0.00		0.00		0.00					20.18			0.00
Nearmap Ltd (ASX:NEA)												
25/03/2020	Sale	4,000.00	3,465.05		9,154.90	(5,689.85)	9,154.90					5,689.85
4,000.00		3,465.05		9,154.90	(5,689.85)		9,154.90					5,689.85
Origin Energy Limited (ASX:ORG)												
12/09/2019	Sale	1,000.00	7,680.05		7,412.90	267.15				267.15		
1,000.00		7,680.05		7,412.90	267.15					267.15		0.00

FS/33

Ivan Ross Superannuation Fund

Realised Capital Gains

For the period from 1 July 2019 to 30 June 2020

	Accounting Treatment					Taxation Treatment					
	Quantity	Proceeds	Excess Tax Value*	Original Cost	Accounting Profit/(Loss)	Cost Base Calculation		Capital Gains Calculation			
						Adjusted	Reduced	Indexation	Discounted	Other	Deferred
Listed Securities Market											
QBE Insurance Group Limited (ASX:QBE)											
18/12/2019 Sale	400.00	5,232.06		4,638.95	593.11	4,638.95			593.11		
	400.00	5,232.06		4,638.95	593.11	4,638.95			593.11		0.00
Regis Healthcare Limited (ASX:REG)											
16/10/2019 Sale	3,000.00	10,180.05		9,611.72	568.33	9,611.72			568.33		
	3,000.00	10,180.05		9,611.72	568.33	9,611.72			568.33		0.00
Reliance Worldwide Corporation Limited (ASX:RWC)											
12/11/2019 Sale	1,750.00	7,435.05		7,452.40	(17.35)	2,602.45	4,849.95		584.00		601.35
13/01/2020 Sale	2,000.00	8,480.05		8,019.95	460.10	8,019.95			460.10		
	3,750.00	15,915.10		15,472.35	442.75	10,622.40	4,849.95		1,044.10		601.35
Rural Funds Group - Fully Paid Units Stapled Securities (ASX:RFF)											
25/11/2019 Sale	10,000.00	18,980.05		21,079.90	(2,099.85)	3,404.43	17,675.47		391.58		2,491.43
30/06/2020 Dist	0.00	0.00		0.00					77.63		
30/06/2020 Dist	0.00	0.00		0.00					129.39		
30/06/2020 Dist	0.00	0.00		0.00					77.63		
30/06/2020 Dist	0.00	0.00		0.00					77.63		
	10,000.00	18,980.05		21,079.90	(2,099.85)	3,404.43	17,675.47		362.28		2,491.43
Scentre Group - Fully Paid Ordinary/Units Stapled Securities (ASX:SCG)											
19/11/2019 Sale	5,000.00	19,730.05		19,618.25	111.80	11,674.95	7,943.30		163.08		51.28
14/01/2020 Sale	5,000.00	19,980.05		19,511.60	468.45	19,511.60			468.45		
30/06/2020 Dist	0.00	0.00		0.00					244.98		
30/06/2020 Dist	0.00	0.00		0.00					244.81		
	10,000.00	39,710.10		39,129.85	580.25	31,186.55	7,943.30		489.79		51.28
South32 Limited (ASX:S32)											
16/12/2019 Sale	8,000.00	22,455.27		24,131.07	(1,675.80)	4,531.17	19,599.90		240.57		1,916.37
	8,000.00	22,455.27		24,131.07	(1,675.80)	4,531.17	19,599.90		240.57		1,916.37
Stockland - Fully Paid Ordinary/Units Stapled Securities (ASX:SGP)											
18/10/2019 Sale	4,000.00	18,600.05		17,429.90	1,170.15	17,429.90			1,170.15		
	4,000.00	18,600.05		17,429.90	1,170.15	17,429.90			1,170.15		0.00

15/34

Ivan Ross Superannuation Fund
Realised Capital Gains
For the period from 1 July 2019 to 30 June 2020

FS/35

Quantity	Accounting Treatment					Taxation Treatment					
	Proceeds	Excess Tax Value*	Original Cost	Accounting Profit/(Loss)	Cost Base Calculation		Capital Gains Calculation				
					Adjusted	Reduced	Indexation	Discounted	Other	Deferred	Capital Loss
Listed Securities Market											
Super Retail Group Limited (ASX:SUL)											
20/08/2019	Sale	1,000.00	9,566.57	8,609.96	956.61	8,609.96	8,609.96		956.61		
20/08/2019	Sale	1,000.00	9,980.05	8,609.96	1,370.09	8,609.96	8,609.96		1,370.09		
19/09/2019	Sale	2,000.00	19,980.05	19,499.95	480.10	19,499.95	19,499.95		480.10		
11/11/2019	Sale	1,000.00	9,630.05	9,089.95	540.10	9,089.95	9,089.95		540.10		
13/11/2019	Sale	1,100.00	10,815.05	9,479.95	1,335.10	9,479.95	9,479.95		1,335.10		
12/03/2020	Sale	2,800.00	19,804.05	26,882.45	(7,078.40)	26,882.45	26,882.45		1,335.10		7,078.40
8,900.00		79,775.82		82,172.22	(2,396.40)	55,289.77	26,882.45		4,682.00	0.00	7,078.40
Tabcorp Holdings Limited (ASX:TAH)											
03/10/2019	Sale	3,000.00	14,620.21	13,684.95	935.26	13,684.95	13,684.95		935.26		
25/03/2020	Sale	3,000.00	6,310.05	13,519.95	(7,209.90)	13,519.95	13,519.95				7,209.90
6,000.00		20,930.26		27,204.90	(6,274.64)	13,684.95	13,519.95		935.26	0.00	7,209.90
Washington H Soul Pattinson & Company Limited (ASX:SOL)											
09/10/2019	Sale	1,000.00	22,175.58	22,224.42	(48.84)	22,224.42	22,224.42				48.84
29/11/2019	Sale	1,000.00	22,275.47	20,550.50	1,724.97	20,550.50	20,550.50		1,724.97		
05/12/2019	Sale	2,020.00	45,400.00	42,540.06	2,859.94	42,540.06	42,540.06		2,859.94		
4,020.00		89,851.05		85,314.98	4,536.07	63,090.56	22,224.42		4,584.91	0.00	48.84
Webjet Limited (ASX:WEB)											
26/07/2019	Sale	1,000.00	13,680.05	13,087.40	592.65	13,087.40	13,087.40		592.65		
26/09/2019	Sale	1,000.00	11,630.05	12,219.95	(589.90)	12,219.95	12,219.95				589.90
24/10/2019	Sale	1,000.00	10,840.05	11,019.95	(179.90)	11,019.95	11,019.95				179.90
05/12/2019	Sale	1,000.00	12,210.05	10,579.57	1,630.48	10,579.57	10,579.57		1,630.48		
13/12/2019	Sale	400.00	5,004.05	4,074.93	929.12	4,074.93	4,074.93		929.12		
4,400.00		53,364.25		50,981.80	2,382.45	27,741.90	23,299.90		3,152.25	0.00	769.80
Westfarmers Limited (ASX:WES)											
18/10/2019	Sale	200.00	8,064.05	7,241.95	822.10	7,241.95	7,241.95		822.10		
200.00		8,064.05		7,241.95	822.10	7,241.95			822.10	0.00	
Whitehaven Coal Limited (ASX:WHC)											
17/03/2020	Sale	5,000.00	7,630.05	13,489.90	(5,859.85)	13,489.90	13,489.90				5,859.85
5,000.00		7,630.05		13,489.90	(5,859.85)	13,489.90	13,489.90			0.00	5,859.85

Ivan Ross Superannuation Fund
Realised Capital Gains
For the period from 1 July 2019 to 30 June 2020

Quantity	Accounting Treatment				Taxation Treatment						
	Proceeds	Excess Tax Value*	Original Cost	Accounting Profit/(Loss)	Cost Base Calculation Adjusted	Reduced	Indexation	Discounted	Other	Deferred	Capital Loss
Listed Securities Market											
Woodside Petroleum Limited (ASX:WPL)											
14/01/2020 Sale	500.00	17,945.68	18,482.32	(536.64)	4,193.82	14,288.50			113.15		649.79
	500.00	17,945.68	18,482.32	(536.64)	4,193.82	14,288.50			113.15	0.00	649.79
Listed Securities Market Total											
	929,672.50		922,357.09	7,315.41	579,732.98	342,624.11		3,537.80	69,047.66	0.00	62,063.11
Unlisted Market											
ELD_R (ASX:ELD_R)											
13/08/2019 Sale	150.00	0.00	0.00	0.00	0.00	0.00			0.00		
	150.00	0.00	0.00	0.00	0.00	0.00			0.00	0.00	
Unlisted Market Total											
	0.00		0.00		0.00				0.00	0.00	
Grand Total											
	930,445.05		922,357.09	8,087.96	579,732.98	342,624.11		3,537.80	69,820.21	0.00	62,063.11

* Where there is an Excess Tax Value Amount, the Accounting Profit/(Loss) figure takes account of this. Accounting Profit/(Loss) equals Proceeds less Excess Tax Value less Original Cost.

FS/SC

Ivan Ross Superannuation Fund
Realised Capital Gains
For the period from 1 July 2019 to 30 June 2020

FS/37

Capital Gains Tax Return Summary

	Indexation	Discount	Other	Deferred	Total Capital Gains	Capital Losses
Current Year Capital Gains						
Shares & Units - Listed Shares	0.00	1,153.00	59,928.00	0.00	61,081.00	59,308.00
Shares & Units - Other Shares	0.00	0.00	0.00	0.00	0.00	0.00
Shares & Units - Listed Trusts	0.00	0.00	8,297.00	0.00	8,297.00	2,754.00
Shares & Units - Other Units	0.00	0.00	0.00	0.00	0.00	0.00
Australian Real Estate	0.00	0.00	0.00	0.00	0.00	0.00
Other Real Estate	0.00	0.00	0.00	0.00	0.00	0.00
Collectables	0.00	0.00	0.00	0.00	0.00	0.00
Other CGT Assets & Other CGT Events	0.00	0.00	772.00	0.00	772.00	0.00
Distributed Capital Gains from Trusts	0.00	2,384.00	822.00	0.00	3,206.00	0.00
	<u>0.00</u>	<u>3,537.00</u>	<u>69,819.00</u>	<u>0.00</u>	<u>73,356.00</u>	<u>62,062.00</u>
Capital Losses Applied						
Current Year	0.00	0.00	62,062.00	0.00	62,062.00	
Prior Years	0.00	3,537.00	7,757.00	0.00	11,294.00	
	<u>0.00</u>	<u>3,537.00</u>	<u>69,819.00</u>	<u>0.00</u>	<u>73,356.00</u>	
Net Capital Gains						
Net Gain after applying losses	0.00	0.00	0.00	0.00	0.00	
Discount applicable		0.00				
Net Gain after applying discount	<u>0.00</u>	<u>0.00</u>	<u>0.00</u>	<u>0.00</u>	<u>0.00</u>	

Ivan Ross Superannuation Fund
Unrealised Capital Gains as at 30 June 2020

	Accounting Treatment				Taxation Treatment								
	Quantity /Description	Market Value	Original Cost	Accounting Gain/(Loss)	Tax Free	Tax Deferred	AMIT	Amount	Indexation	Discountable	Other	Deferred	Capital Loss
Bank													
Cash A Bank													
30/06/2020	0.06	0.06	0.06	0.00	0.00	0.00	0.00	0.06				0.00	
	0.06	0.06	0.06	0.00	0.00	0.00	0.00	0.06				0.00	
NAB Cash Manager													
30/06/2020	37,010.27	37,010.27	37,010.27	0.00	0.00	0.00	0.00	37,010.27				0.00	
	37,010.27	37,010.27	37,010.27	0.00	0.00	0.00	0.00	37,010.27				0.00	
NAB Trade Account													
30/06/2020	5,085.55	5,085.55	5,085.55	0.00	0.00	0.00	0.00	5,085.55				0.00	
	5,085.55	5,085.55	5,085.55	0.00	0.00	0.00	0.00	5,085.55				0.00	
Rabobank Savings Account													
30/06/2020	0.17	0.17	0.17	0.00	0.00	0.00	0.00	0.17				0.00	
	0.17	0.17	0.17	0.00	0.00	0.00	0.00	0.17				0.00	
Bank Total													
		42,096.05	42,096.05	0.00	0.00	0.00	0.00	42,096.05				0.00	
Listed Derivatives Market													
APA Group - Rights-Appsclose 14Mar2018 Us Prohibited (ASX:APARA)													
11/04/2017	26.00	4.16	0.00	4.16	0.00	0.00	0.00	0.00			4.16		
4/05/2017	30.00	4.80	0.00	4.80	0.00	0.00	0.00	0.00			4.80		
23/05/2017	44.00	7.04	0.00	7.04	0.00	0.00	0.00	0.00			7.04		
	100.00	16.00	0.00	16.00	0.00	0.00	0.00	0.00			16.00		
Woodside Petroleum Limited - Rights-Appsclose 07Mar2018 Us Prohibited (ASX:WPLR)													
11/04/2017	13.00	27.95	0.00	27.95	0.00	0.00	0.00	0.00			27.95		
4/05/2017	17.00	36.55	0.00	36.55	0.00	0.00	0.00	0.00			36.55		
23/05/2017	25.00	53.75	0.00	53.75	0.00	0.00	0.00	0.00			53.75		
	55.00	118.25	0.00	118.25	0.00	0.00	0.00	0.00			118.25		
Listed Derivatives Market Total													
		134.25	0.00	134.25	0.00	0.00	0.00	0.00			134.25		
Listed Securities Market													
AGL Energy Limited. (ASX:AGL)													
26/09/2019	500.00	8,525.00	9,419.95	(894.95)	0.00	0.00	0.00	0.00			9,419.95		
	500.00	8,525.00	9,419.95	(894.95)	0.00	0.00	0.00	0.00			9,419.95		

894.95
894.95

FS/38

Ivan Ross Superannuation Fund
Unrealised Capital Gains as at 30 June 2020

	Accounting Treatment				Taxation Treatment										
	Quantity /Description	Market Value	Original Cost	Accounting Gain/(Loss)	Cost Base Calculation			Capital Gains Calculation							
					Tax Free	Tax Deferred	AMIT	Amount	Indexation	Discountable	Other	Deferred	Capital Loss		
Listed Securities Market															
Australian Pharmaceutical Industries Limited (ASX:API)															
26/04/2019	5,000.00	5,725.00	7,244.95	(1,519.95)	0.00	0.00	0.00	7,244.95							1,519.95
11/11/2019	5,000.00	5,725.00	7,019.95	(1,294.95)	0.00	0.00	0.00	7,019.95							1,294.95
Betashares Nasdaq 100 ETF - Exchange Traded Fund Units Fully Paid (ASX:NDQ)															
	10,000.00	11,450.00	14,264.90	(2,814.90)	0.00	0.00	0.00	14,264.90		0.00					2,814.90
4/07/2019	500.00	12,365.00	9,454.95	2,910.05	0.00	0.00	0.00	9,454.95			2,910.05				
8/08/2019	500.00	12,365.00	9,099.95	3,265.05	0.00	0.00	0.00	9,099.95			3,265.05				
	1,000.00	24,730.00	18,554.90	6,175.10	0.00	0.00	0.00	18,554.90			6,175.10				
Betashares S&P 500 Yield Maximiser Fund (Managed Fund) - Exchange Traded Fund Units Fully Paid (ASX:UMAX)															
4/07/2019	500.00	8,760.00	10,059.95	(1,299.95)	0.00	0.00	(620.81)	9,439.14							679.14
8/08/2019	500.00	8,760.00	9,794.95	(1,034.95)	0.00	0.00	(620.83)	9,174.12							414.12
	1,000.00	17,520.00	19,854.90	(2,334.90)	0.00	0.00	(1,241.64)	18,613.26							1,093.26
Brickworks Limited (ASX:BKW)															
26/05/2020	500.00	7,915.00	6,809.95	1,105.05	0.00	0.00	0.00	6,809.95			1,105.05				
	500.00	7,915.00	6,809.95	1,105.05	0.00	0.00	0.00	6,809.95			1,105.05				
Coca-Cola Amatil Limited (ASX:CCL)															
28/05/2020	1,000.00	8,660.00	8,799.31	(139.31)	0.00	0.00	0.00	8,799.31							139.31
	1,000.00	8,660.00	8,799.31	(139.31)	0.00	0.00	0.00	8,799.31							139.31
Collection House Limited (ASX:CLH)															
18/11/2019	5,000.00	5,425.00	6,019.95	(594.95)	0.00	0.00	0.00	6,019.95							594.95
	5,000.00	5,425.00	6,019.95	(594.95)	0.00	0.00	0.00	6,019.95							594.95
Costa Group Holdings Limited (ASX:CGC)															
27/08/2019	3,000.00	8,700.00	9,647.10	(947.10)	0.00	0.00	0.00	9,647.10							947.10
	3,000.00	8,700.00	9,647.10	(947.10)	0.00	0.00	0.00	9,647.10							947.10
Dexus - Fully Paid Units Stapled Securities (ASX:DXS)															
22/10/2019	250.00	2,300.00	2,904.99	(604.99)	0.00	0.00	36.16	2,941.15							641.15
17/12/2019	1,000.00	9,200.00	11,649.95	(2,449.95)	0.00	0.00	144.63	11,794.58							2,594.58
26/05/2020	750.00	6,900.00	6,492.45	407.55	0.00	0.00	108.48	6,600.93			299.07				
	2,000.00	18,400.00	21,047.39	(2,647.39)	0.00	0.00	289.27	21,336.66			299.07				3,235.73

RS/39

Ivan Ross Superannuation Fund
Unrealised Capital Gains as at 30 June 2020

	Accounting Treatment				Taxation Treatment								
	Quantity /Description	Market Value	Original Cost	Accounting Gain/(Loss)	Tax Free	Tax Deferred	AMIT	Amount	Indexation	Discountable	Other	Deferred	Capital Loss
Listed Securities Market													
GB Education Limited (ASX:GEM)													
18/11/2019	3,000.00	2,655.00	6,319.95	(3,664.95)	0.00	0.00	0.00	6,319.95					3,664.95
19/11/2019	3,000.00	2,655.00	6,019.95	(3,364.95)	0.00	0.00	0.00	6,019.95					3,364.95
6/12/2019	6,000.00	5,310.00	11,119.95	(5,809.95)	0.00	0.00	0.00	11,119.95					5,809.95
	12,000.00	10,620.00	23,459.85	(12,839.85)	0.00	0.00	0.00	23,459.85					12,839.85
loof Holdings Limited (ASX:IFL)													
10/01/2020	1,500.00	7,380.00	11,727.33	(4,347.33)	0.00	0.00	0.00	11,727.33					4,347.33
	1,500.00	7,380.00	11,727.33	(4,347.33)	0.00	0.00	0.00	11,727.33					4,347.33
Japara Healthcare Limited (ASX:JHC)													
11/12/2019	3,500.00	1,715.00	3,683.21	(1,968.21)	0.00	0.00	0.00	3,683.21					1,968.21
24/12/2019	10,000.00	4,900.00	9,969.95	(5,069.95)	0.00	0.00	0.00	9,969.95					5,069.95
25/02/2020	800.00	392.00	738.95	(346.95)	0.00	0.00	0.00	738.95					346.95
	14,300.00	7,007.00	14,392.11	(7,385.11)	0.00	0.00	0.00	14,392.11					7,385.11
Lendlease Group - Fully Paid Ordinary/Units Stapled Securities (ASX:LLC)													
25/05/2020	1,000.00	12,370.00	11,589.95	780.05	0.00	0.00	0.00	11,589.95			780.05		
	1,000.00	12,370.00	11,589.95	780.05	0.00	0.00	0.00	11,589.95			780.05		
Link Administration Holdings Limited (ASX:LNK)													
29/07/2019	1,250.00	5,125.00	6,286.34	(1,161.34)	0.00	0.00	0.00	6,286.34					1,161.34
6/08/2019	2,500.00	10,250.00	12,344.41	(2,094.41)	0.00	0.00	0.00	12,344.41					2,094.41
	3,750.00	15,375.00	18,630.75	(3,255.75)	0.00	0.00	0.00	18,630.75					3,255.75
Macquarie Group Limited (ASX:MQG)													
17/03/2020	80.00	9,488.00	8,494.35	993.65	0.00	0.00	0.00	8,494.35			993.65		
	80.00	9,488.00	8,494.35	993.65	0.00	0.00	0.00	8,494.35			993.65		
Milton Corporation Limited (ASX:MLT)													
12/03/2020	5,000.00	20,450.00	20,322.33	127.67	0.00	0.00	0.00	20,322.33			127.67		
26/03/2020	3,000.00	12,270.00	9,619.95	2,650.05	0.00	0.00	0.00	9,619.95			2,650.05		
	8,000.00	32,720.00	29,942.28	2,777.72	0.00	0.00	0.00	29,942.28			2,777.72		
Mirvac Group - Fully Paid Ordinary/Units Stapled Securities (ASX:MGR)													
2/06/2020	4,000.00	8,680.00	9,419.95	(739.95)	0.00	0.00	(15.95)	9,404.00					724.00
	4,000.00	8,680.00	9,419.95	(739.95)	0.00	0.00	(15.95)	9,404.00					724.00

FS/AC

Ivan Ross Superannuation Fund
Unrealised Capital Gains as at 30 June 2020

	Accounting Treatment				Taxation Treatment								
	Quantity /Description	Market Value	Original Cost	Accounting Gain/(Loss)	Tax Free	Tax Deferred	AMIT	Amount	Indexation	Discountable	Other	Deferred	Capital Loss
Listed Securities Market													
Mystate Limited (ASX:MYS)													
4/07/2019	93.00	365.49	435.31	(69.82)	0.00	0.00	0.00	435.31					69.82
5/07/2019	1,907.00	7,494.51	8,605.58	(1,111.07)	0.00	0.00	0.00	8,605.58					1,111.07
	2,000.00	7,860.00	9,040.89	(1,180.89)	0.00	0.00	0.00	9,040.89					1,180.89
Naox Emerging Opportunities Company Limited (ASX:NCC)													
4/07/2019	5,000.00	3,975.00	4,588.31	(613.31)	0.00	0.00	0.00	4,588.31					613.31
11/07/2019	8,000.00	6,360.00	8,019.95	(1,659.95)	0.00	0.00	0.00	8,019.95					1,659.95
4/12/2019	12,000.00	9,540.00	12,019.95	(2,479.95)	0.00	0.00	0.00	12,019.95					2,479.95
	25,000.00	19,875.00	24,628.21	(4,753.21)	0.00	0.00	0.00	24,628.21					4,753.21
National Australia Bank Limited (ASX:NAB)													
9/10/2018	200.00	3,644.00	5,471.68	(1,827.68)	0.00	0.00	0.00	5,471.68					1,827.68
13/11/2018	200.00	3,644.00	5,012.95	(1,368.95)	0.00	0.00	0.00	5,012.95					1,368.95
	400.00	7,288.00	10,484.63	(3,196.63)	0.00	0.00	0.00	10,484.63					3,196.63
Regis Healthcare Limited (ASX:REG)													
4/06/2019	478.00	673.98	1,471.61	(797.63)	0.00	0.00	0.00	1,471.61					797.63
4/07/2019	2,500.00	3,525.00	6,669.95	(3,144.95)	0.00	0.00	0.00	6,669.95					3,144.95
24/12/2019	3,000.00	4,230.00	7,969.95	(3,739.95)	0.00	0.00	0.00	7,969.95					3,739.95
30/12/2019	6,000.00	8,460.00	14,719.95	(6,259.95)	0.00	0.00	0.00	14,719.95					6,259.95
	11,978.00	16,888.98	30,831.46	(13,942.48)	0.00	0.00	0.00	30,831.46					13,942.48
Rural Funds Group - Fully Paid Units Stapled Securities (ASX:RFF)													
23/09/2019	7,000.00	13,440.00	11,915.52	1,524.48	151.30	0.00	66.79	11,982.31		1,457.69			
23/09/2019	8,000.00	15,360.00	14,419.95	940.05	172.94	0.00	76.31	14,496.26		863.74			
	15,000.00	28,800.00	26,335.47	2,464.53	324.24	0.00	143.10	26,478.57		2,321.43			
Scentre Group - Fully Paid Ordinary/Units Stapled Securities (ASX:SCG)													
19/12/2019	5,000.00	10,850.00	19,119.95	(8,269.95)	0.00	0.00	975.85	20,095.80					9,245.80
	5,000.00	10,850.00	19,119.95	(8,269.95)	0.00	0.00	975.85	20,095.80					9,245.80
South32 Limited (ASX:S32)													
26/09/2019	2,000.00	4,080.00	5,330.78	(1,250.78)	0.00	0.00	0.00	5,330.78					1,250.78
18/10/2019	2,000.00	4,080.00	4,974.95	(894.95)	0.00	0.00	0.00	4,974.95					894.95
10/12/2019	4,000.00	8,160.00	10,219.95	(2,059.95)	0.00	0.00	0.00	10,219.95					2,059.95
	8,000.00	16,320.00	20,525.68	(4,205.68)	0.00	0.00	0.00	20,525.68					4,205.68

Ivan Ross Superannuation Fund
Unrealised Capital Gains as at 30 June 2020

	Accounting Treatment				Taxation Treatment				Capital Loss			
	Quantity /Description	Market Value	Original Cost	Accounting Gain/(Loss)	Tax Free	Tax Deferred	AMIT	Amount		Indexation	Discountable	Other
Listed Securities Market												
Suncorp Group Limited (ASX:SUN)												
20/02/2019	486.00	4,485.78	6,327.44	(1,841.66)	0.00	0.00	0.00	6,327.44				1,841.66
8/07/2019	485.00	4,476.55	6,553.79	(2,077.24)	0.00	0.00	0.00	6,553.79				2,077.24
	971.00	8,962.33	12,881.23	(3,918.90)	0.00	0.00	0.00	12,881.23				3,918.90
Super Retail Group Limited (ASX:SUL)												
22/01/2020	200.00	1,610.00	1,901.39	(291.39)	0.00	0.00	0.00	1,901.39				291.39
28/02/2020	1,800.00	14,490.00	15,823.95	(1,333.95)	0.00	0.00	0.00	15,823.95				1,333.95
	2,000.00	16,100.00	17,725.34	(1,625.34)	0.00	0.00	0.00	17,725.34				1,625.34
Telstra Corporation Limited. (ASX:TLS)												
5/11/2018	2,500.00	7,825.00	7,572.47	252.53	0.00	0.00	0.00	7,572.47		252.53		
29/03/2019	125.00	391.25	400.19	(8.94)	0.00	0.00	0.00	400.19				8.94
17/07/2019	5,000.00	15,650.00	19,019.95	(3,369.95)	0.00	0.00	0.00	19,019.95				3,369.95
26/09/2019	170.00	532.10	611.49	(79.39)	0.00	0.00	0.00	611.49				79.39
27/03/2020	178.00	557.14	623.60	(66.46)	0.00	0.00	0.00	623.60				66.46
	7,973.00	24,955.49	28,227.70	(3,272.21)	0.00	0.00	0.00	28,227.70		252.53		3,524.74
Vanguard MSCI Index International Shares ETF - Exchange Traded Fund Units Fully Paid (ASX:VGS)												
10/07/2019	200.00	15,374.00	15,199.95	174.05	0.00	0.00	0.00	15,199.95			174.05	
30/07/2019	200.00	15,374.00	15,355.95	18.05	0.00	0.00	0.00	15,355.95			18.05	
	400.00	30,748.00	30,555.90	192.10	0.00	0.00	0.00	30,555.90			192.10	
Vanguard Us Total Market Shares Index ETF - Chees Depository Interests 1:1 (ASX:VTS)												
8/07/2019	100.00	22,437.00	21,730.88	706.12	0.00	0.00	0.00	21,730.88			706.12	
	100.00	22,437.00	21,730.88	706.12	0.00	0.00	0.00	21,730.88			706.12	
Volpara Health Technologies Limited (ASX:VHT)												
30/06/2020	3,000.00	4,110.00	3,914.95	195.05	0.00	0.00	0.00	3,914.95			195.05	
	3,000.00	4,110.00	3,914.95	195.05	0.00	0.00	0.00	3,914.95			195.05	
WAM Capital Limited (ASX:WAM)												
12/07/2019	5,000.00	9,100.00	11,019.18	(1,919.18)	0.00	0.00	0.00	11,019.18				1,919.18
15/07/2019	5,000.00	9,100.00	11,019.95	(1,919.95)	0.00	0.00	0.00	11,019.95				1,919.95
5/09/2019	5,000.00	9,100.00	10,714.61	(1,614.61)	0.00	0.00	0.00	10,714.61				1,614.61
	15,000.00	27,300.00	32,753.74	(5,453.74)	0.00	0.00	0.00	32,753.74				5,453.74

FS/42

Ivan Ross Superannuation Fund
Unrealised Capital Gains as at 30 June 2020

Quantity /Description	Accounting Treatment			Taxation Treatment											
	Market Value	Original Cost	Accounting Gain/(Loss)	Cost Base Calculation			Capital Gains Calculation								
				Tax Free	Tax Deferred	AMIT	Amount	Indexation	Discountable	Other	Deferred	Capital Loss			
Listed Securities Market															
Wann Research Limited (ASX:WAX)															
9/07/2019	8,251.00	10,891.32	11,571.35	(680.03)	0.00	0.00	0.00	11,571.35							680.03
28/02/2020	7,000.00	9,240.00	10,239.95	(999.95)	0.00	0.00	0.00	10,239.95							999.95
15,251.00	20,131.32	21,811.30	(1,679.98)	0.00	0.00	0.00	0.00	21,811.30							1,679.98
Washington H Soul Pattinson & Company Limited (ASX:SOL)															
5/12/2019	1,000.00	19,530.00	22,024.20	(2,494.20)	0.00	0.00	0.00	22,024.20							2,494.20
6/12/2019	1,000.00	19,530.00	21,373.49	(1,843.49)	0.00	0.00	0.00	21,373.49							1,843.49
31/01/2020	850.00	16,600.50	18,396.95	(1,796.45)	0.00	0.00	0.00	18,396.95							1,796.45
7/02/2020	650.00	12,694.50	13,604.95	(910.45)	0.00	0.00	0.00	13,604.95							910.45
3,500.00	68,355.00	75,399.59	(7,044.59)	0.00	0.00	0.00	0.00	75,399.59							7,044.59
Wesfarmers Limited (ASX:WES)															
17/04/2020	300.00	13,449.00	11,347.95	2,101.05	0.00	0.00	0.00	11,347.95		2,101.05					
300.00	13,449.00	11,347.95	2,101.05	0.00	0.00	0.00	0.00	11,347.95		2,101.05					
Westpac Banking Corporation (ASX:WBC)															
9/10/2018	200.00	3,590.00	5,523.95	(1,933.95)	0.00	0.00	0.00	5,523.95							1,933.95
7/11/2019	800.00	14,360.00	21,327.43	(6,967.43)	0.00	0.00	0.00	21,327.43							6,967.43
26/11/2019	500.00	8,975.00	12,399.95	(3,424.95)	0.00	0.00	0.00	12,399.95							3,424.95
1,500.00	26,925.00	39,251.33	(12,326.33)	0.00	0.00	0.00	0.00	39,251.33							12,326.33
Woodside Petroleum Limited (ASX:WPL)															
22/07/2019	500.00	10,825.00	16,971.68	(6,146.68)	0.00	0.00	0.00	16,971.68							6,146.68
11/03/2020	700.00	15,155.00	14,642.95	512.05	0.00	0.00	0.00	14,642.95		512.05					
1,200.00	25,980.00	31,614.63	(5,634.63)	0.00	0.00	0.00	0.00	31,614.63		512.05					6,146.68
Listed Securities MarketTotal															
	612,300.12	710,255.75	(97,955.63)	324.24	0.00	0.00	150.63	710,406.38	252.53	18,156.44					116,517.23

FS/43

Ivan Ross Superannuation Fund
Unrealised Capital Gains as at 30 June 2020

FS/44

Capital Gains Tax Return Summary

	Indexation	Discount	Other	Deferred	Total Capital Gains	Capital Losses
Current Year Capital Gains						
Shares & Units - Listed Shares	0.00	252.00	7,684.00	0.00	7,936.00	102,218.00
Shares & Units - Other Shares	0.00	0.00	0.00	0.00	0.00	0.00
Shares & Units - Listed Trusts	0.00	0.00	10,473.00	0.00	10,473.00	14,298.00
Shares & Units - Other Units	0.00	0.00	0.00	0.00	0.00	0.00
Australian Real Estate	0.00	0.00	0.00	0.00	0.00	0.00
Other Real Estate	0.00	0.00	0.00	0.00	0.00	0.00
Collectables	0.00	0.00	0.00	0.00	0.00	0.00
Other CGT Assets & Other CGT Events	0.00	134.00	0.00	0.00	134.00	0.00
Distributed Capital Gains from Trusts	0.00	0.00	0.00	0.00	0.00	0.00
	0.00	386.00	18,157.00	0.00	18,543.00	116,516.00

Capital Losses Applied

Current Year	0.00	386.00	18,157.00	0.00	18,543.00
Prior Years	0.00	0.00	0.00	0.00	0.00
	0.00	386.00	18,157.00	0.00	18,543.00

Net Capital Gains

Net Gain after applying losses	0.00	0.00	0.00	0.00	0.00
Discount applicable		0.00			
Net Gain after applying discount	0.00	0.00	0.00	0.00	0.00

Gains/Losses on Custom Holding Accounts

Account Name	Book Cost	Value	Gain/(Loss)	Tax Rate %	Tax Effect
--------------	-----------	-------	-------------	------------	------------

Custom Holding Accounts Totals

		0.00	0.00		0.00
--	--	------	------	--	------

Ivan Ross Superannuation Fund

Tax Accounting Reconciliation

For the period 1 July 2019 to 30 June 2020

Operating Statement Profit vs. Provision for Income Tax	2020
	\$
Benefits Accrued as a Result of Operations before Income Tax	(96,474.70)
ADD:	
Decrease in Market Value	85,245.58
Pensions Paid	65,000.00
LESS:	
Realised Capital Gains	8,087.96
Distributed Capital Gains	3,025.82
Non-Taxable Income	866.57
Rounding	2.53
Taxable Income or Loss	41,788.00

	Income Amount	Tax Amount
Gross Tax @ 15% for Concessional Income	41,788.00	6,268.20
Gross Tax @ 45% for Net Non-Arm's Length Income	0.00	0.00
No-TFN Quoted Contributions @ 32%	0.00	0.00
Change in Carried Forward Losses	0.00	0.00
Provision for Income Tax		6,268.20

Provision for Income Tax vs. Income Tax Expense

Provision for Income Tax	6,268.20
Income Tax Expense	6,268.20

Provision for Income Tax vs. Income Tax Payable

Provision for Income Tax	6,268.20
LESS:	
Franking Credits	8,898.16
Foreign Tax Credits	127.27
Income Tax Instalments Paid	6,628.00
Income Tax Payable (Receivable)	(9,385.23)

Exempt Current Pension Income Settings

Pension Exempt % (Actuarial)	0.0000%
Pension Exempt % (Expenses)	0.0000%
Assets Segregated For Pensions	No

PS/46

**Compilation Report to the Trustees and Members of
Ivan Ross Superannuation Fund**

**ABN 74 194 076 017
For the period 01 July 2019 to 30 June 2020**

On the basis of the information provided by the Trustees of Ivan Ross Superannuation Fund, we have compiled the accompanying special purpose financial statements of Ivan Ross Superannuation Fund for the period ended 30 June 2020, which comprise the Statement of Financial Position, Operating Statement, a summary of significant accounting policies and other explanatory notes. The specific purpose for which the special purpose financial statements have been prepared is set out in Note 1 to the financial statements.

The Responsibility of Trustees

The Trustees of Ivan Ross Superannuation Fund are solely responsible for the information contained in the special purpose financial statements. The reliability, accuracy and completeness of the information and for the determination that the financial reporting framework / basis of accounting used is appropriate to meet the needs of the members and for the purpose that the financial statements were prepared.

Our Responsibility

On the basis of information provided by the Trustees of Ivan Ross Superannuation Fund, we have compiled the accompanying special purpose financial statements in accordance with the financial reporting framework/basis of accounting as described in Note 1 to the financial statements and **APES 315: *Compilation of Financial Information***.

We have applied our expertise in accounting and financial reporting to compile these financial statements in accordance with the financial reporting framework / basis of accounting described in Note 1 to the financial statements. We have complied with the relevant ethical requirements of **APES 110 *Code of Ethics for Professional Accountants***.

Assurance Disclaimer

Since a compilation engagement is not an assurance engagement, we are not required to verify the reliability, accuracy or completeness of the information provided to us by management to compile these financial statements. Accordingly, we do not express an audit opinion or a review conclusion¹ on these financial statements

The special purpose financial statements were compiled exclusively for the benefit of the Trustees of the fund who are responsible for the reliability, accuracy and completeness of the information used to compile them. We do not accept responsibility for the contents of the special purpose financial statements.

Signature of Accountant

Dated: 08 October 2020

.....
Name of Signatory: Mr Andrew Pullen

Address: 18 Redfern Street
Cowra, NSW 2794

¹ Refer to AUASB Standards for the issuance of audit opinions and review conclusions

Self-managed superannuation fund annual return 2020

Who should complete this annual return?

Only self-managed superannuation funds (SMSFs) can complete this annual return. All other funds must complete the *Fund income tax return 2020* (NAT 71287).

- ! The *Self-managed superannuation fund annual return instructions 2020* (NAT 71606) (the instructions) can assist you to complete this annual return.
- The SMSF annual return cannot be used to notify us of a change in fund membership. You must update fund details via ABR.gov.au or complete the Change of details for superannuation entities form (NAT 3036).

To complete this annual return

- Print clearly, using a BLACK pen only.
- Use BLOCK LETTERS and print one character per box.

S	M	I	T	H		S	T				
---	---	---	---	---	--	---	---	--	--	--	--

- Place X in ALL applicable boxes.

- Postal address for annual returns:

Australian Taxation Office
GPO Box 9845
 [insert the name and postcode of your capital city]

Section A: Fund information

1 Tax file number (TFN)

➤ To assist processing, write the fund's TFN at the top of pages 3, 5, 7 and 9.

- ! The ATO is authorised by law to request your TFN. You are not obliged to quote your TFN but not quoting it could increase the chance of delay or error in processing your annual return. See the Privacy note in the Declaration.

2 Name of self-managed superannuation fund (SMSF)

Ivan Ross Superannuation Fund

3 Australian business number (ABN) (if applicable)

4 Current postal address

PO Box 47

Suburb/town	State/territory	Postcode
Gunning	NSW	2581

5 Annual return status

Is this an amendment to the SMSF's 2020 return? **A** No Yes

Is this the first required return for a newly registered SMSF? **B** No Yes

Fund's tax file number (TFN) 792557646

6 SMSF auditor

Auditor's name

Title: MR

Family name

Boys

First given name

Other given names

Tony

SMSF Auditor Number

Auditor's phone number

100014140

04

10712708

Postal address

PO Box 3376

Suburb/town

State/territory

Postcode

Rundle Mall

SA

5000

Date audit was completed **A** [Day] [Month] [Year]

Was Part A of the audit report qualified? **B** No Yes

Was Part B of the audit report qualified? **C** No Yes

If Part B of the audit report was qualified, have the reported issues been rectified? **D** No Yes

7 Electronic funds transfer (EFT)

We need your self-managed super fund's financial institution details to pay any super payments and tax refunds owing to you.

A Fund's financial institution account details

This account is used for super contributions and rollovers. Do not provide a tax agent account here.

Fund BSB number

Fund account number

Fund account name

I would like my tax refunds made to this account. Go to C.

B Financial institution account details for tax refunds

This account is used for tax refunds. You can provide a tax agent account here.

BSB number

Account number

Account name

C Electronic service address alias

Provide the electronic service address alias (ESA) issued by your SMSF messaging provider. (For example, SMSFdataESAAlias). See instructions for more information.

smsfdataflow

Fund's tax file number (TFN)

8 Status of SMSF Australian superannuation fund **A** No Yes Fund benefit structure **B** **A** Code

Does the fund trust deed allow acceptance of the Government's Super Co-contribution and Low Income Super Amounts? **C** No Yes

9 Was the fund wound up during the income year?

No Yes If yes, provide the date on which the fund was wound up

Day	Month	Year
<input style="width: 100%; height: 20px;" type="text"/>		

 Have all tax lodgment and payment obligations been met? No Yes

10 Exempt current pension income

Did the fund pay retirement phase superannuation income stream benefits to one or more members in the income year?

To claim a tax exemption for current pension income, you must pay at least the minimum benefit payment under the law. Record exempt current pension income at Label **A**.

No Go to Section B: Income.

Yes Exempt current pension income amount **A** \$.00

Which method did you use to calculate your exempt current pension income?

Segregated assets method **B**

Unsegregated assets method **C** Was an actuarial certificate obtained? **D** Yes

Did the fund have any other income that was assessable?

E Yes Go to Section B: Income.

No Choosing 'No' means that you do not have any assessable income, including no-TFN quoted contributions. Go to Section C: Deductions and non-deductible expenses. (Do **not** complete Section B: Income.)

If you are entitled to claim any tax offsets, you can list these at Section D: Income tax calculation statement.

Fund's tax file number (TFN) 792557646

Section B: Income

Do not complete this section if all superannuation interests in the SMSF were supporting superannuation income streams in the retirement phase for the **entire year**, there was **no** other income that was assessable, and you **have not** realised a deferred notional gain. If you are entitled to claim any tax offsets, you can record these at Section D: Income tax calculation statement.

11 Income

Did you have a capital gains tax (CGT) event during the year? **G** No Yes

If the total capital loss or total capital gain is greater than \$10,000 or you elected to use the transitional CGT relief in 2017 and the deferred notional gain has been realised, complete and attach a *Capital gains tax (CGT) schedule 2020*.

Have you applied an exemption or rollover? **M** No Yes Code

Net capital gain **A** \$ 0-00

Gross rent and other leasing and hiring income **B** \$ 0-00

Gross interest **C** \$ 1041-00

Forestry managed investment scheme income **X** \$ 0-00

Gross foreign income D1 \$ 441 -00	Net foreign income D \$ 441 -00	Loss <input type="checkbox"/>
---	--	-------------------------------

Australian franking credits from a New Zealand company **E** \$ 0-00

Transfers from foreign funds **F** \$ 0-00 Number

Gross payments where ABN not quoted **H** \$ -00

Gross distribution from partnerships **I** \$ -00 Loss

*Unfranked dividend amount **J** \$ 1481-00

*Franked dividend amount **K** \$ 20734-00

*Dividend franking credit **L** \$ 8817-00

*Gross trust distributions **M** \$ 3600-00 Code

Calculation of assessable contributions

Assessable employer contributions **R1** \$ 8930-00

plus Assessable personal contributions **R2** \$ 0-00

plus **No-TFN-quoted contributions **R3** \$ 0-00
(an amount must be included even if it is zero)

less Transfer of liability to life insurance company or PST **R6** \$ -00

Assessable contributions
R \$ 8930-00
(R1 plus R2 plus R3 less R6)

Calculation of non-arm's length income

*Net non-arm's length private company dividends **U1** \$ 0-00

plus *Net non-arm's length trust distributions **U2** \$ 0-00

plus *Net other non-arm's length income **U3** \$ 0-00

*Other income **S** \$ 0-00 Code

*Assessable income due to changed tax status of fund **T** \$ 0-00

Net non-arm's length income
U \$ 0-00
(subject to 45% tax rate)
(U1 plus U2 plus U3)

*This is a mandatory label.

*If an amount is entered at this label, check the instructions to ensure the correct tax treatment has been applied.

GROSS INCOME (Sum of labels A to U) W \$ 45044 -00	Loss <input type="checkbox"/>
Exempt current pension income Y \$ -00	
TOTAL ASSESSABLE INCOME (W less Y) V \$ 45044 -00	Loss <input type="checkbox"/>

Fund's tax file number (TFN) 792557646

Section C: Deductions and non-deductible expenses

12 Deductions and non-deductible expenses

Under 'Deductions' list all expenses and allowances you are entitled to claim a deduction for. Under 'Non-deductible expenses', list all other expenses or normally allowable deductions that you cannot claim as a deduction (for example, all expenses related to exempt current pension income should be recorded in the 'Non-deductible expenses' column).

	DEDUCTIONS	NON-DEDUCTIBLE EXPENSES
Interest expenses within Australia	A1 \$ 0 -00	A2 \$ 0 -00
Interest expenses overseas	B1 \$ 0 -00	B2 \$ 0 -00
Capital works expenditure	D1 \$ 0 -00	D2 \$ 0 -00
Decline in value of depreciating assets	E1 \$ 0 -00	E2 \$ 0 -00
Insurance premiums – members	F1 \$ 0 -00	F2 \$ 0 -00
SMSF auditor fee	H1 \$ 385 -00	H2 \$ 0 -00
Investment expenses	I1 \$ 0 -00	I2 \$ 0 -00
Management and administration expenses	J1 \$ 2475 -00	J2 \$ 0 -00
Forestry managed investment scheme expense	U1 \$ 0 -00	U2 \$ 0 -00
Other amounts	L1 \$ 396 -00	L2 \$ 0 -00
Tax losses deducted	M1 \$ 0 -00	

Code

Code

TOTAL DEDUCTIONS
N \$ 3256-00
 (Total **A1** to **M1**)

TOTAL NON-DEDUCTIBLE EXPENSES
Y \$ 0-00
 (Total **A2** to **L2**)

***TAXABLE INCOME OR LOSS** Loss
O \$ 41788-00
 (TOTAL ASSESSABLE INCOME less TOTAL DEDUCTIONS)

TOTAL SMSF EXPENSES
Z \$ 3256-00
 (N plus Y)

*This is a mandatory label.

Fund's tax file number (TFN)

Section D: Income tax calculation statement

#Important:

Section B label **R3**, Section C label **O** and Section D labels **A, T1, J, T5** and **I** are mandatory. If you leave these labels blank, you will have specified a zero amount.

13 Calculation statement

Please refer to the *Self-managed superannuation fund annual return instructions 2020* on how to complete the calculation statement.

*Taxable income **A** \$ -00
(an amount must be included even if it is zero)

*Tax on taxable income **T1** \$
(an amount must be included even if it is zero)

*Tax on no-TFN-quoted contributions **J** \$
(an amount must be included even if it is zero)

Gross tax **B** \$
(T1 plus J)

Foreign income tax offset
C1 \$

Rebates and tax offsets
C2 \$

Non-refundable non-carry forward tax offsets
C \$
(C1 plus C2)

SUBTOTAL 1
T2 \$
(B less C – cannot be less than zero)

Early stage venture capital limited partnership tax offset
D1 \$

Early stage venture capital limited partnership tax offset carried forward from previous year
D2 \$

Early stage investor tax offset
D3 \$

Early stage investor tax offset carried forward from previous year
D4 \$

Non-refundable carry forward tax offsets
D \$
(D1 plus D2 plus D3 plus D4)

SUBTOTAL 2
T3 \$
(T2 less D – cannot be less than zero)

Complying fund's franking credits tax offset
E1 \$

No-TFN tax offset
E2 \$

National rental affordability scheme tax offset
E3 \$

Exploration credit tax offset
E4 \$

Refundable tax offsets
E \$
(E1 plus E2 plus E3 plus E4)

*TAX PAYABLE **T5** \$
(T3 less E – cannot be less than zero)

Section 102AAM interest charge
G \$

Fund's tax file number (TFN)

Credit for interest on early payments – amount of interest	H1 \$ <input type="text"/>
Credit for tax withheld – foreign resident withholding (excluding capital gains)	H2 \$ <input type="text" value="0"/>
Credit for tax withheld – where ABN or TFN not quoted (non-individual)	H3 \$ <input type="text" value="0"/>
Credit for TFN amounts withheld from payments from closely held trusts	H5 \$ <input type="text"/>
Credit for interest on no-TFN tax offset	H6 \$ <input type="text"/>
Credit for foreign resident capital gains withholding amounts	H8 \$ <input type="text"/>
Eligible credits	H \$ <input type="text" value="0"/> <i>(H1 plus H2 plus H3 plus H5 plus H6 plus H8)</i>

*Tax offset refunds (Remainder of refundable tax offsets)	I \$ <input type="text" value="2676.87"/> <i>(unused amount from label E – an amount must be included even if it is zero)</i>
---	---

PAYG instalments raised

K \$

Supervisory levy

L \$

Supervisory levy adjustment for wound up funds

M \$

Supervisory levy adjustment for new funds

N \$

AMOUNT DUE OR REFUNDABLE A positive amount at S is what you owe, while a negative amount is refundable to you.	S \$ <input type="text" value="-9045.87"/> <i>(T5 plus G less H less I less K plus L less M plus N)</i>
---	---

#This is a mandatory label.

Section E: Losses

14 Losses

! If total loss is greater than \$100,000, complete and attach a *Losses schedule 2020*.

Tax losses carried forward to later income years	U \$ <input type="text" value="0"/> -00
Net capital losses carried forward to later income years	V \$ <input type="text" value="4229"/> -00

Fund's tax file number (TFN)

Section F: Member information

MEMBER 1

Title:

Family name

First given name Other given names

Member's TFN See the Privacy note in the Declaration.

Date of birth

Contributions

i Refer to instructions for completing these labels.

Employer contributions
A \$

ABN of principal employer
A1

Personal contributions
B \$

CGT small business retirement exemption
C \$

CGT small business 15-year exemption amount
D \$

Personal injury election
E \$

Spouse and child contributions
F \$

Other third party contributions
G \$

Proceeds from primary residence disposal
H \$

Receipt date Day Month Year
H1

Assessable foreign superannuation fund amount
I \$

Non-assessable foreign superannuation fund amount
J \$

Transfer from reserve: assessable amount
K \$

Transfer from reserve: non-assessable amount
L \$

Contributions from non-complying funds and previously non-complying funds
T \$

Any other contributions (including Super Co-contributions and Low Income Super Amounts)
M \$

TOTAL CONTRIBUTIONS N \$
(Sum of labels A to M)

Other transactions

Accumulation phase account balance
S1 \$

Retirement phase account balance - Non CDBIS
S2 \$

Retirement phase account balance - CDBIS
S3 \$

TRIS Count

Allocated earnings or losses
O \$

Inward rollovers and transfers
P \$

Outward rollovers and transfers
Q \$

Lump Sum payments
R1 \$

Income stream payments
R2 \$

Loss

Code

Code

CLOSING ACCOUNT BALANCE S \$
(S1 plus S2 plus S3)

Accumulation phase value **X1** \$

Retirement phase value **X2** \$

Outstanding limited recourse borrowing arrangement amount **Y** \$

Fund's tax file number (TFN) 792557646

Section H: Assets and liabilities

15 ASSETS

15a Australian managed investments

Listed trusts	A	\$	174535	-00
Unlisted trusts	B	\$	0	-00
Insurance policy	C	\$	0	-00
Other managed investments	D	\$	0	-00

15b Australian direct investments

Cash and term deposits	E	\$	67096	-00
Limited recourse borrowing arrangements				
Australian residential real property	J1	\$	0	-00
Australian non-residential real property	J2	\$	0	-00
Overseas real property	J3	\$	0	-00
Australian shares	J4	\$	0	-00
Overseas shares	J5	\$	0	-00
Other	J6	\$	0	-00
Property count	J7		0	
Debt securities	F	\$	0	-00
Loans	G	\$	0	-00
Listed shares	H	\$	437765	-00
Unlisted shares	I	\$	0	-00
Limited recourse borrowing arrangements	J	\$	0	-00
Non-residential real property	K	\$	0	-00
Residential real property	L	\$	0	-00
Collectables and personal use assets	M	\$	0	-00
Other assets	O	\$	11727	-00

15c Other investments

Crypto-Currency	N	\$	0	-00
-----------------	----------	----	---	-----

15d Overseas direct investments

Overseas shares	P	\$	0	-00
Overseas non-residential real property	Q	\$	0	-00
Overseas residential real property	R	\$	0	-00
Overseas managed investments	S	\$	0	-00
Other overseas assets	T	\$	0	-00

TOTAL AUSTRALIAN AND OVERSEAS ASSETS **U** \$ 691123 -00
(Sum of labels **A** to **T**)

15e In-house assets

Did the fund have a loan to, lease to or investment in, related parties (known as in-house assets) at the end of the income year?

A No Yes \$ 0 -00

Fund's tax file number (TFN) 792557646

15f Limited recourse borrowing arrangements

If the fund had an LRBA were the LRBA borrowings from a licensed financial institution? **A** No Yes

Did the members or related parties of the fund use personal guarantees or other security for the LRBA? **B** No Yes

16 LIABILITIES

Borrowings for limited recourse borrowing arrangements				
V1 \$ 0				
Permissible temporary borrowings				
V2 \$ 0				
Other borrowings				
V3 \$ 0	Borrowings	V \$	0	-00
Total member closing account balances (total of all CLOSING ACCOUNT BALANCES from Sections F and G)		W \$	686237	-00
		Reserve accounts	X \$ 0	-00
		Other liabilities	Y \$ 4886	-00
TOTAL LIABILITIES		Z \$	691123	-00

Section I: Taxation of financial arrangements

17 Taxation of financial arrangements (TOFA)

Total TOFA gains **H** \$ 0 **-00**

Total TOFA losses **I** \$ 0 **-00**

Section J: Other information

Family trust election status

If the trust or fund has made, or is making, a family trust election, write the four-digit **income year specified** of the election (for example, for the 2019–20 income year, write **2020**). **A** 0000

If revoking or varying a family trust election, print **R** for revoke or print **V** for variation, and complete and attach the *Family trust election, revocation or variation 2020*. **B** 0000

Interposed entity election status

If the trust or fund has an existing election, write the earliest income year specified. If the trust or fund is making one or more elections this year, write the earliest income year being specified and complete an *Interposed entity election or revocation 2020* for each election. **C** 0000

If revoking an interposed entity election, print **R**, and complete and attach the *Interposed entity election or revocation 2020*. **D** 0000

TR/11

Section K: Declarations

Penalties may be imposed for false or misleading information in addition to penalties relating to any tax shortfalls.

Important

Before making this declaration check to ensure that all income has been disclosed and the annual return, all attached schedules and any additional documents are true and correct in every detail. If you leave labels blank, you will have specified a zero amount or the label was not applicable to you. If you are in doubt about any aspect of the annual return, place all the facts before the ATO.

Privacy

The ATO is authorised by the *Taxation Administration Act 1953* to request the provision of tax file numbers (TFNs). We will use the TFN to identify the entity in our records. It is not an offence not to provide the TFN. However if you do not provide the TFN, the processing of this form may be delayed.

Taxation law authorises the ATO to collect information and disclose it to other government agencies. For information about your privacy go to ato.gov.au/privacy

TRUSTEE'S OR DIRECTOR'S DECLARATION:

I declare that, the current trustees and directors have authorised this annual return and it is documented as such in the SMSF's records. I have received a copy of the audit report and are aware of any matters raised therein. The information on this annual return, including any attached schedules and additional documentation is true and correct.

Authorised trustee's, director's or public officer's signature

Date Day Month Year

Preferred trustee or director contact details:

Title:

Family name

First given name

Other given names

Phone number

Email address

Non-individual trustee name (if applicable)

ABN of non-individual trustee

Time taken to prepare and complete this annual return Hrs

The Commissioner of Taxation, as Registrar of the Australian Business Register, may use the ABN and business details which you provide on this annual return to maintain the integrity of the register. For further information, refer to the instructions.

TAX AGENT'S DECLARATION:

I declare that the *Self-managed superannuation fund annual return 2020* has been prepared in accordance with information provided by the trustees, that the trustees have given me a declaration stating that the information provided to me is true and correct, and that the trustees have authorised me to lodge this annual return.

Tax agent's signature

Date Day / Month / Year

Tax agent's contact details

Title:

Family name

First given name

Other given names

Tax agent's practice

Tax agent's phone number

Reference number

Tax agent number



NAB Cash Manager
For further information call 1800 036 171



019/014898



THE TRUSTEES
IVAN ROSS SUPERANNUATION FUND
PO BOX 47
GUNNING NSW 2581

Account Balance Summary

Opening balance	\$7,685.11 Cr
Total credits	\$560,838.53
Total debits	\$553,528.50
Closing balance	\$14,995.14 Cr

Statement starts **29 June 2019**
Statement ends **30 September 2019**

Outlet Details

NAB Cash Manager
2802 Ub, 800 Bourke St
Docklands VIC 3008

Account Details

IVAN ROSS AND AMANDA JAYNE ROSS ATF
IVAN ROSS SUPERANNUATION FUND
NAB CASH MANAGER
BSB number 083-088
Account number 55-534-8844

Transaction Details

Date	Particulars	Debits	Credits	Balance
29 Jun 2019	Brought forward			7,685.11 Cr
1 Jul 2019	*****			
	The Following Information Concerning This Account Is Provided To Assist In Preparing Your 2018/19 Tax Return			
	Credit Interest Paid - 2018/19 Financial Year	150.22		
	Resident Withholding Tax - 2018/19 Financial Year	0.00		
	If You Have Any Queries, Please Call The Account Enquiries Number On The Top Of This Statement.			

	Castleberg Pty Rickards Whitele			
	456888		551,500.00	
2 Jul 2019	Internet Transfer nabtrade:CE6357231	100,000.00		459,185.11 Cr
	PC010719-137385291 Superchoice P/L			
	481471		535.99	
	PC010719-137385226 Superchoice P/L			
	481471		594.51	
	Internet Transfer nabtrade:CE6365776	50,000.00		
	Internet Transfer nabtrade:CE6367819	100,000.00		310,315.61 Cr
3 Jul 2019	DV201/00611058 NAB Interim Div			
	002473		332.00	
	Internet Transfer Pension			
	I Ross Super	50,000.00		260,647.61 Cr
4 Jul 2019	Internet Transfer nabtrade:CE6389194	20,000.00		
	Internet Transfer nabtrade:CE6389530	40,000.00		200,647.61 Cr
8 Jul 2019	Internet Bpay Tax Office Payments			
	741940760178760	3,336.00		197,311.61 Cr
10 Jul 2019	Internet Transfer nabtrade:CE6413791	20,000.00		177,311.61 Cr
11 Jul 2019	Internet Transfer nabtrade:CE6418063	50,000.00		127,311.61 Cr
12 Jul 2019	Please Note From Today Your Dr Interest Rate Is 11.620%			127,311.61 Cr
18 Jul 2019	Internet Transfer nabtrade:CE6459598	27,000.00		100,311.61 Cr
19 Jul 2019	Please Note Your Current Credit Interest Rate Is 0.500% pa.			100,311.61 Cr
24 Jul 2019	Internet Bpay Boardroom P/L #16			
	59502187	832.50		99,479.11 Cr
25 Jul 2019	Internet Transfer nabtrade:CE6487519	15,000.00		84,479.11 Cr
	Carried forward			84,479.11 Cr

273/72/07/A014898/5023357/1046713

Transaction Details (continued)

Date	Particulars	Debits	Credits	Balance
	Brought forward			84,479.11 Cr
31 Jul 2019	Interest.....		85.43	84,564.54 Cr
1 Aug 2019	Please Note From Today Your Dr Interest Rate Is 8.120%			84,564.54 Cr
2 Aug 2019	PC010819-140075285 Superchoice P/L 481471.....		680.96	85,245.50 Cr
6 Aug 2019	S00092672913 Aust Pharmaceut 377982.....		187.50	
	Internet Transfer nabtrade:CE6532818	60,000.00		25,433.00 Cr
7 Aug 2019	S00092672913 Metcash Limited 255730.....		133.00	25,566.00 Cr
8 Aug 2019	Internet Transfer nabtrade:CE6546447	14,500.00		11,066.00 Cr
9 Aug 2019	001230805271 Apa Payment 498528.....		107.50	11,173.50 Cr
15 Aug 2019	S00092672913 Mqg 077669.....		360.00	11,533.50 Cr
30 Aug 2019	AUG19/00837956 Stockland Ltd 207454.....		282.00	
	AUG19/00860112 Scg Distribution 458106.....		678.00	
	Interest.....		11.12	
	Super Audits L2943269694 Ivan Ross super fu.....	385.00		
	Balance accounting V8908683607 Ivan Ross super fu.....	2,475.00		9,644.62 Cr
2 Sep 2019	001231633099 Ddr Itm Div 405204.....		150.00	9,794.62 Cr
3 Sep 2019	001230929844 MLT Fnl Div 181656.....		104.00	9,898.62 Cr
12 Sep 2019	SEP19/00839980 Alumina Limited 458106.....		195.86	
	SEP19/00808007 BKL Ltd 026785.....		210.00	10,304.48 Cr
16 Sep 2019	19REC/00837410 LLC Dist 000226.....		300.00	10,604.48 Cr
20 Sep 2019	001231879992 Tabcorp Div 071224.....		330.00	
	INT19/00614208 Woodside 458106.....		532.39	
	001233334556 AGL Fnl Div 347500.....		960.00	12,426.87 Cr
25 Sep 2019	001231587698 Sun Final Div 417100.....		440.00	12,866.87 Cr
26 Sep 2019	001234436206 Reg Fnl Div 407459.....		425.04	
	001231967059 Super Retail Div 208379.....		570.00	13,861.91 Cr
27 Sep 2019	S00092672913 Origin Energy 127387.....		150.00	
	S00092672913 IOOF Dividend 489275.....		978.50	14,990.41 Cr
30 Sep 2019	Interest.....		4.73	14,995.14 Cr

Summary of Government Charges

Explanatory Notes

Government	From 1 July to date	Last year to 30 June
Withholding tax	\$0.00	\$0.00
Bank Account Debit (BAD) tax	\$0.00	\$0.00

Bank Accounts Debits (BAD) Tax or State Debits Duty has been abolished for all states & territories effective 1/7/2005. Any amount shown on this statement applies to debits processed on or before 30/06/2005.

For further information on any applicable rebates, fees or government charges, please refer to the NAB's "A Guide to Fees & Charges" booklet. Please retain this statement for taxation purposes

Please check all entries and report any apparent error or possible unauthorised transaction immediately.

We may subsequently adjust debits and credits, which may result in a change to your account balance to accurately reflect the obligations between us.

For information on resolving problems or disputes, contact us on 1800 152 015, or ask at any NAB branch.

27/3/72/07/0014898/S023357/0546714



019/010388



THE TRUSTEES
IVAN ROSS SUPERANNUATION FUND
PO BOX 47
GUNNING NSW 2581

Account Balance Summary

Opening balance	\$14,995.14	Cr
Total credits	\$26,494.31	
Total debits	\$16,657.00	
Closing balance	\$24,832.45	Cr

Statement starts 1 October 2019
Statement ends 31 December 2019

Outlet Details

NAB Cash Manager
2802 Ub, 800 Bourke St
Docklands VIC 3008

Account Details

IVAN ROSS AND AMANDA JAYNE ROSS ATF
IVAN ROSS SUPERANNUATION FUND
NAB CASH MANAGER
BSB number 083-088
Account number 55-534-8844

Transaction Details

Date	Particulars	Debits	Credits	Balance
1 Oct 2019	Brought forward			14,995.14 Cr
1 Oct 2019	OCT19/00853753 Mystate Ltd 304726.....		290.00	15,285.14 Cr
3 Oct 2019	19AUS/00806976 Ctd Dividend 458106.....		220.00	
	001234453602 Cgc Itm Div 489557.....		245.00	15,750.14 Cr
4 Oct 2019	19FPA/00857718 QBE Dividend 458106.....		100.00	15,850.14 Cr
9 Oct 2019	001232108691 CCL Div 007955.....		125.00	
	FIN19/01072755 Wesfarmers Ltd 362548.....		156.00	16,131.14 Cr
10 Oct 2019	AF006/01028151 SOUTH32 Dividend 458106.....		258.62	
	001234340331 Lnk Fnl Div 498510.....		937.50	
	PC091019-115452910 Superchoice P/L 481471.....		549.29	17,876.55 Cr
11 Oct 2019	Please Note From Today Your Dr Interest Rate Is 7.970% Please Note Your Current Credit Interest Rate Is 0.250% pa. OCT19/00807948 Rwc Dividend 458106.....		87.50	17,964.05 Cr
15 Oct 2019	VTS39/00807997 Vts Dividend 358020.....		72.52	
	Internet Bpay Tax Office Payments 741940760178760.....	16,657.00		1,379.57 Cr
16 Oct 2019	OCT19/00805972 Vgs Payment 358020.....		147.94	
	001235153673 Umax Dst Sep 513275.....		261.54	1,789.05 Cr
18 Oct 2019	S00092672913 Wam Research Ltd 464917.....		400.17	2,189.22 Cr
21 Oct 2019	001234754025 5Gn Div 2019 Carried forward			2,189.22 Cr

365172/08/A/010388/5017299/034597

Transaction Details (continued)

Date	Particulars	Debits	Credits	Balance
	Brought forward			2,189.22 Cr
	407459.....		50.00	2,239.22 Cr
23 Oct 2019	S00092672913 Naos Emerging Op			
	465872.....		455.00	2,694.22 Cr
24 Oct 2019	001235062917 Sun Cap Return			
	234619.....		390.00	3,084.22 Cr
25 Oct 2019	S00092672913 Wam Capital			
	464915.....		1,162.50	
	PC241019-113198753 Superchoice P/L			
	481471.....		529.34	4,776.06 Cr
28 Oct 2019	Cash and/or Cheques Deposit.....		135.00	4,911.06 Cr
30 Oct 2019	001234947355 Jhc Fnl Div			
	407459.....		502.50	5,413.56 Cr
31 Oct 2019	S00092672913 Rural Funds Rff			
	463135.....		677.95	
	Interest.....		3.23	6,094.74 Cr
4 Nov 2019	PC011119-116844162 Superchoice P/L			
	481471.....		751.45	6,846.19 Cr
14 Nov 2019	Internet Transfer nabtrade:CE7053633.....		14,500.00	21,346.19 Cr
29 Nov 2019	Interest.....		2.82	21,349.01 Cr
2 Dec 2019	001236073320 Ddr Itm Div			
	405204.....		50.00	21,399.01 Cr
9 Dec 2019	88002446338 SOL Dividend			
	418559.....		686.80	22,085.81 Cr
12 Dec 2019	DV202/00599922 NAB Final Div			
	002473.....		332.00	
	S00092672913 Aust Pharmaceut			
	377982.....		400.00	
	PC101219-170982057 Superchoice P/L			
	481471.....		709.56	23,527.37 Cr
18 Dec 2019	S00092672913 Mqg Dividend			
	077669.....		500.00	24,027.37 Cr
20 Dec 2019	001235886693 WBC Dividend			
	250556.....		800.00	24,827.37 Cr
31 Dec 2019	Interest.....		5.08	24,832.45 Cr

Summary of Government Charges

Government	From 1 July to date	Last year to 30 June
Withholding tax	\$0.00	\$0.00
Bank Account Debit (BAD) tax	\$0.00	\$0.00

Bank Accounts Debits (BAD) Tax or State Debits Duty has been abolished for all states & territories effective 1/7/2005. Any amount shown on this statement applies to debits processed on or before 30/06/2005.

For further information on any applicable rebates, fees or government charges, please refer to the NAB's "A Guide to Fees & Charges" booklet. Please retain this statement for taxation purposes

Explanatory Notes

Please check all entries and report any apparent error or possible unauthorised transaction immediately.

We may subsequently adjust debits and credits, which may result in a change to your account balance to accurately reflect the obligations between us.

For information on resolving problems or disputes, contact us on 1800 152 015, or ask at any NAB branch.



019/002845



THE TRUSTEES
 IVAN ROSS SUPERANNUATION FUND
 PO BOX 47
 GUNNING NSW 2581

Account Balance Summary

Opening balance	\$24,832.45	Cr
Total credits	\$7,106.52	
Total debits	\$1,657.00	
Closing balance	\$30,281.97	Cr

Statement starts 1 January 2020
 Statement ends 31 March 2020

Outlet Details

NAB Cash Manager
 2802 Ub, 800 Bourke St
 Docklands VIC 3008

Account Details

IVAN ROSS AND AMANDA JAYNE ROSS ATF
 IVAN ROSS SUPERANNUATION FUND
 NAB CASH MANAGER
 BSB number 083-088
 Account number 55-534-8844

Transaction Details

Date	Particulars	Debits	Credits	Balance
1 Jan 2020	Brought forward			24,832.45 Cr
17 Jan 2020	001236647461 Ndq DEC19			
	513275		34.85	
	JAN20/00806545 Vgs Payment			
	358020		180.34	
	001236635964 Umax DEC19			
	513275		288.86	25,336.50 Cr
20 Jan 2020	Internet Bpay Tax Office Payments			
	741940760178760	1,657.00		23,679.50 Cr
28 Jan 2020	VTS40/00808417 Vts Dividend			
	358020		89.71	23,769.21 Cr
31 Jan 2020	S00092672913 Rural Funds Rff			
	463135		406.77	
	Interest		5.19	24,181.17 Cr
3 Feb 2020	PC310120-172633224 Superchoice P/L			
	481471		1,304.73	25,485.90 Cr
10 Feb 2020	Please Note From Today Your Dr Interest Rate Is 6.970%			25,485.90 Cr
28 Feb 2020	001236987553 Dxs Dst			
	209294		607.50	
	FEB20/00857820 Scg Distribution			
	458106		565.00	
	Interest		4.86	26,663.26 Cr
10 Mar 2020	MAR20/00804109 Kogan.Com Ltd			
	458106		600.00	27,263.26 Cr
13 Mar 2020	Please Note From Today Your Dr Interest Rate Is 6.720%			
	Please Note Your Current Credit Interest Rate Is 0.050% pa.			27,263.26 Cr
16 Mar 2020	S00092672913 IOOF Dividend			
	489275		240.00	27,503.26 Cr
18 Mar 2020	001238204954 TAH Itm Div			
	071224		330.00	
	PC160320-180136138 Superchoice P/L			
	481471		604.82	28,438.08 Cr
20 Mar 2020	FIN19/00614815 Woodside			
	458106		415.66	28,853.74 Cr
	Carried forward			28,853.74 Cr

09117208/0002845/5004400/000799

Transaction Details (continued)

Date	Particulars	Debits	Credits	Balance
	Brought forward			28,853.74 Cr
27 Mar 2020	001239727889 AGL Itm Div 347500.....		235.00	29,088.74 Cr
30 Mar 2020	Please Note From Today Your Dr Interest Rate Is 6.470%			29,088.74 Cr
31 Mar 2020	001237889094 Sun Interim Div 417100.....		252.46	
	S00092672913 Naos Emerging Op 465872.....		937.50	
	Interest.....		3.27	30,281.97 Cr

Summary of Government Charges

	From 1 July to date	Last year to 30 June
Government		
Withholding tax	\$0.00	\$0.00
Bank Account Debit (BAD) tax	\$0.00	\$0.00

Bank Accounts Debits (BAD) Tax or State Debits Duty has been abolished for all states & territories effective 1/7/2005. Any amount shown on this statement applies to debits processed on or before 30/06/2005.

For further information on any applicable rebates, fees or government charges, please refer to the NAB's "A Guide to Fees & Charges" booklet. Please retain this statement for taxation purposes

Explanatory Notes

Please check all entries and report any apparent error or possible unauthorised transaction immediately.

We may subsequently adjust debits and credits, which may result in a change to your account balance to accurately reflect the obligations between us.

For information on resolving problems or disputes, contact us on 1800 152 015, or ask at any NAB branch.

09172/06/A/002845/500400/000800



019/009685



THE TRUSTEES
IVAN ROSS SUPERANNUATION FUND
PO BOX 47
GUNNING NSW 2581

Account Balance Summary

Opening balance	\$30,281.97	Cr
Total credits	\$8,797.80	
Total debits	\$2,069.50	
Closing balance	\$37,010.27	Cr

Statement starts 1 April 2020
Statement ends 30 June 2020

Outlet Details

NAB Cash Manager
2802 Ub, 800 Bourke St
Docklands VIC 3008

Account Details

IVAN ROSS AND AMANDA JAYNE ROSS ATF
IVAN ROSS SUPERANNUATION FUND
NAB CASH MANAGER
BSB number 083-088
Account number 55-534-8844

Transaction Details

Date	Particulars	Debits	Credits	Balance
1 Apr 2020	Brought forward			30,281.97 Cr
2 Apr 2020	RAU20/01021555 SOUTH32 Dividend			
	458106.....		267.78	
	MYS20/00853028 Mystate Ltd			
	304726.....		285.00	30,834.75 Cr
3 Apr 2020	Cheques Deposit.....		75.00	30,909.75 Cr
8 Apr 2020	001241070423 Cgc Fnl Div			
	489557.....		60.00	30,969.75 Cr
9 Apr 2020	001240748815 Lnk Itm Div			
	498510.....		243.75	31,213.50 Cr
16 Apr 2020	Internet Bpay Tax Office Payments			
	741940760178760.....	1,657.00		29,556.50 Cr
20 Apr 2020	APR20/00807077 Vgs Payment			
	358020.....		181.70	
	001241498911 Umax Dst Mar			
	513275.....		304.49	30,042.69 Cr
21 Apr 2020	S00092672913 Wam Research Ltd			
	464917.....		747.30	30,789.99 Cr
27 Apr 2020	Please Note From Today Your Dr Interest Rate Is 4.500%			
	VTS41/00808689 Vts Dividend			
	358020.....		67.39	
	PC240420-105134296 Superchoice P/L			
	481471.....		1,414.70	32,272.08 Cr
28 Apr 2020	S00092672913 Wam Capital			
	464915.....		1,162.50	33,434.58 Cr
29 Apr 2020	00147905 super central			
	062000Incorrect Acct.....		137.50	
	super central N0560545785			
	00147905.....		137.50	
	Internet Transfer 00147905.....	137.50		
	super central N0560545785			
	00147905.....	137.50		33,434.58 Cr
30 Apr 2020	001241401846 Jhc Itm Div			
	407459.....		286.00	
	Carried forward			33,720.58 Cr

1827208/IN/009685/S/015949/0031897

Transaction Details (continued)

Date	Particulars	Debits	Credits	Balance
	Brought forward			33,720.58 Cr
	S00092672913 Rural Funds Rff			
	463135.....		406.77	
	Interest.....		1.27	34,128.62 Cr
1 May 2020	Ivan Ross super fu K9387946421			
	00147905.....	137.50		33,991.12 Cr
14 May 2020	88002446338 SOL Dividend			
	418559.....		875.00	34,866.12 Cr
27 May 2020	Please Note From Today Your Dr Interest Rate Is 6.470%			34,866.12 Cr
29 May 2020	Interest.....		1.36	
	PC280520-146720272 Superchoice P/L			
	481471.....		584.06	35,451.54 Cr
10 Jun 2020	FT20162LJK41 Ivan Ross Supera			
	319181.....		886.30	36,337.84 Cr
12 Jun 2020	PC110620-129256552 Superchoice P/L			
	481471.....		670.84	37,008.68 Cr
30 Jun 2020	Interest.....		1.59	37,010.27 Cr

Summary of Government Charges

Government	From 1 July to date	Last year to 30 June
Withholding tax	\$0.00	\$0.00
Bank Account Debit (BAD) tax	\$0.00	\$0.00

Bank Accounts Debits (BAD) Tax or State Debits Duty has been abolished for all states & territories effective 1/7/2005. Any amount shown on this statement applies to debits processed on or before 30/06/2005.

For further information on any applicable rebates, fees or government charges, please refer to the NAB's "A Guide to Fees & Charges" booklet. Please retain this statement for taxation purposes

Explanatory Notes

Please check all entries and report any apparent error or possible unauthorised transaction immediately.

We may subsequently adjust debits and credits, which may result in a change to your account balance to accurately reflect the obligations between us.

For information on resolving problems or disputes, contact us on 1800 152 015, or ask at any NAB branch.

The Trustees
 IVAN & AMANDA ROSS ATF IVAN ROSS
 SUPERANNUATION FUND
 Rossglen
 28 Tallkarook Road
 COWRA NSW 2794

Address Rabobank Online Savings
 GPO Box 4715
 Sydney NSW 2001
Telephone 1800 445 445
Fax 1800 121 615
E-mail clientservicesAU@rabobank.com
Website www.Rabobank.com.au

Statement Period 01-07-2019 to 30-06-2020
Statement Date 13-07-2020
Account Name Ivan Ross Superannuation Fund

Account Type HISA
Account Number 142-201-3516022-00

Date	Transaction Details	Debit	Credit	Balance
01-07-2019	Opening balance			4.70
31-07-2019	Credit Interest		0.01	4.71
31-08-2019	Credit Interest		0.01	4.72
19-09-2019	Interest from Term Deposit B3C18TDKXW2LTN6N		875.01	879.73
30-09-2019	Credit Interest		0.41	880.20
31-10-2019	Credit Interest		0.88	881.08
30-11-2019	Credit Interest		0.83	881.91
31-12-2019	Credit Interest		0.86	882.77
31-01-2020	Credit Interest		0.86	883.63
29-02-2020	Credit Interest		0.81	884.44
31-03-2020	Credit Interest		0.68	885.12
30-04-2020	Credit Interest		0.58	885.70
31-05-2020	Credit Interest		0.60	886.30

Rabobank Australia Limited ABN 50 001 621 129, AFSL 234 700.

Customers are advised that they should check all entries and report any apparent errors or unauthorised transactions as soon as possible. Information about our complaints process can be found at <https://www.rabobank.com.au/contact-us/>

Information about the products you hold with us are available on request by calling us on 1800 445 445 during operating hours.

Statement Period 01-07-2019 to 30-06-2020
Statement Date 13-07-2020
Account Name Ivan Ross Superannuation Fund

Account Type HISA
Account Number 142-201-3516022-00

Date	Transaction Details	Debit	Credit	Balance
10-06-2020	Ivan Ross Superannuation Fund BSB 083088 A/C 555348844	886.30		0.00
30-06-2020	Credit Interest		0.17	0.17
30-06-2020	Closing balance			0.17

Statement

IVAN ROSS SUPER FUND
 18 REDFERN STREET
 COWRA NSW 2794

Statement period:
 01/07/2019 to 31/12/2019
Statement number:
 13

We're committed to protecting your online security

ePayments code

The ePayments code outlines where you could be liable for unauthorised electronic transactions involving your login, password or PINs. Please visit asic.gov.au and search for ePayments for more information.

Look after your password

It's important to keep your password secret at all times. A secure password is hard to guess and needs to be between 6 and 8 characters long, and consist of both letters and numbers. Your password should not contain your birth date or a recognisable part of your name.

The nabtrade service is provided by WealthHub Securities Limited ABN 83 089 718 249, AFSL No. 230704. A133409-1214



Your accounts

Your nabtrade cash products summary

IVAN ROSS SUPER FUND 083-052 301876239 (as at 31/12/2019) \$52,740.39 CR

IVAN ROSS SUPER FUND

083-052 301876239

Account details

	Billers Code : 102426 Ref : 3052301876239	Telephone & Internet Banking — BPAY® Contact your bank or financial institution to make this payment from your cheque, savings, debit or transaction account. More info: www.bpay.com.au	BSB 083-052
			Account number 301876239
			Interest rate as at 31/12/2019 0.10% P.A.

Account balance summary

Opening balance	\$816.07 CR
Total credits	\$1,157,905.08
Total debits	\$1,105,980.76
Closing balance	\$52,740.39 CR

Transaction details

Date	Details	Debits	Credits	Balance
01/07/2019	Balance brought forward			\$816.07 CR
01/07/2019	nabtrade: 6357231 FUNDS TRANSFER 083088, 555348844 Supersav I ross		\$100,000.00	\$100,816.07 CR
01/07/2019	Please note from 01/07/2019 the interest rate on your account is 0.20%p.a.			\$100,816.07 CR

IVAN ROSS SUPER FUND (continued)

Transaction details (continued)				
Date	Details	Debits	Credits	Balance
02/07/2019	nabtrade: 6365776 FUNDS TRANSFER 083088, 555348844 SV trade I ross		\$50,000.00	\$150,816.07 CR
02/07/2019	nabtrade: 6367819 FUNDS TRANSFER 083088, 555348844 Sav trade I ross		\$100,000.00	\$250,816.07 CR
02/07/2019	Please note from 02/07/2019 the interest rate on your account is 0.50%p.a.			\$250,816.07 CR
03/07/2019	BUY SCG.ASX 3000 AUD 3.89 50714199 NT1569719-002	\$11,674.95		\$239,141.12 CR
03/07/2019	BUY WES.ASX 200 AUD 36.11 50712880 NT1569719-002	\$7,241.95		\$231,899.17 CR
03/07/2019	Please note from 03/07/2019 the interest rate on your account is 0.20%p.a.			\$231,899.17 CR
04/07/2019	BUY WEB.ASX 500 AUD 13.25 50739062 NT1569719-002	\$6,644.95		\$225,254.22 CR
04/07/2019	BUY RFF.ASX 4000 AUD 2.29 50737068 NT1569719-002	\$9,177.43		\$216,076.79 CR
04/07/2019	BUY ELD.ASX 1000 AUD 6.36 50741158 NT1569719-002	\$6,379.95		\$209,696.84 CR
04/07/2019	BUY MYS.ASX 93 AUD 4.52 50769306 NT1569719-002	\$435.31		\$209,261.53 CR
04/07/2019	BUY NDQ.ASX 500 AUD 18.87 50722431 NT1569719-002	\$9,454.95		\$199,806.58 CR
04/07/2019	BUY EVT.ASX 1000 AUD 12.4 50755958 NT1569719-002	\$12,419.95		\$187,386.63 CR
04/07/2019	BUY UMAX.ASX 500 AUD 20.08 50740771 NT1569719-002	\$10,059.95		\$177,326.68 CR
04/07/2019	BUY REG.ASX 2500 AUD 2.66 50740141 NT1569719-002	\$6,669.95		\$170,656.73 CR
04/07/2019	BUY SUL.ASX 2000 AUD 8.6 50733933 NT1569719-002	\$17,219.92		\$153,436.81 CR
04/07/2019	BUY NCC.ASX 5000 AUD .915 50749964 NT1569719-002	\$4,588.31		\$148,848.50 CR
04/07/2019	BUY JHC.ASX 8000 AUD 1.12 50742728 NT1569719-002	\$8,979.95		\$139,868.55 CR
04/07/2019	nabtrade: 6389194 FUNDS TRANSFER 083088, 555348844 Savtrade I ross		\$20,000.00	\$159,868.55 CR
04/07/2019	nabtrade: 6389530 FUNDS TRANSFER 083088, 555348844 Sav trade I ross		\$40,000.00	\$199,868.55 CR
05/07/2019	BUY SOL.ASX 1000 AUD 22.2 50792858 NT1569719-002	\$22,224.42		\$177,644.13 CR
05/07/2019	BUY SGP.ASX 2000 AUD 4.35 50796510 NT1569719-002	\$8,719.95		\$168,924.18 CR
05/07/2019	BUY MYS.ASX 1907 AUD 4.51 50778183 NT1569719-002	\$8,605.58		\$160,318.60 CR
05/07/2019	BUY WPL.ASX 200 AUD 35.99 50809228 NT1569719-002	\$7,217.95		\$153,100.65 CR
08/07/2019	BUY TAH.ASX 3000 AUD 4.56 50851043 NT1569719-002	\$13,684.95		\$139,415.70 CR
08/07/2019	BUY VTS.ASX 100 AUD 217.07 50856545 NT1569719-002	\$21,730.88		\$117,684.82 CR
08/07/2019	BUY SUN.ASX 500 AUD 13.46 50862288 NT1569719-002	\$6,748.59		\$110,936.23 CR
09/07/2019	BUY WAX.ASX 8251 AUD 1.4 50932762 NT1569719-002	\$11,571.35		\$99,364.88 CR
09/07/2019	BUY CTD.ASX 500 AUD 22.42 50883788 NT1569719-002	\$11,229.95		\$88,134.93 CR
09/07/2019	BUY S32.ASX 3300 AUD 3.2 50885816 NT1569719-002	\$10,579.95		\$77,554.98 CR
09/07/2019	Please note from 09/07/2019 the interest rate on your account is 0.10%p.a.			\$77,554.98 CR
10/07/2019	BUY VGS.ASX 200 AUD 75.9 50974055 NT1569719-002	\$15,199.95		\$62,355.03 CR
10/07/2019	nabtrade: 6413791 FUNDS TRANSFER 083088, 555348844 Sav trade I ross		\$20,000.00	\$82,355.03 CR
11/07/2019	nabtrade: 6418063 FUNDS TRANSFER 083088, 555348844 Sav trade I toss		\$50,000.00	\$132,355.03 CR
11/07/2019	BUY BKL.ASX 100 AUD 91 51022615 NT1569719-002	\$9,119.95		\$123,235.08 CR
11/07/2019	BUY NCC.ASX 8000 AUD 1 51029655 NT1569719-002	\$8,019.95		\$115,215.13 CR

IVAN ROSS SUPER FUND (continued)

Transaction details (continued)				
Date	Details	Debits	Credits	Balance
11/07/2019	Please note from 11/07/2019 the interest rate on your account is 0.20%p.a.			\$115,215.13 CR
12/07/2019	BUY WAM.ASX 5000 AUD 2.2 51068633 NT1569719-002	\$11,019.18		\$104,195.95 CR
15/07/2019	BUY WAM.ASX 5000 AUD 2.2 51157697 NT1569719-002	\$11,019.95		\$93,176.00 CR
15/07/2019	BUY SCG.ASX 3000 AUD 3.97 51144907 NT1569719-002	\$11,914.95		\$81,261.05 CR
15/07/2019	Please note from 15/07/2019 the interest rate on your account is 0.10%p.a.			\$81,261.05 CR
16/07/2019	BUY BKL.ASX 100 AUD 90.3 51190362 NT1569719-002	\$9,049.95		\$72,211.10 CR
16/07/2019	BUY LEP.ASX 2000 AUD 5 51179705 NT1569719-002	\$10,019.95		\$62,191.15 CR
17/07/2019	BUY IFL.ASX 2000 AUD 5.21 51235963 NT1569719-002	\$10,439.95		\$51,751.20 CR
17/07/2019	BUY CGC.ASX 2000 AUD 4.2 51227899 NT1569719-002	\$8,419.95		\$43,331.25 CR
17/07/2019	BUY TLS.ASX 5000 AUD 3.8 51255112 NT1569719-002	\$19,019.95		\$24,311.30 CR
18/07/2019	nabtrade: 6459598 FUNDS TRANSFER 083088, 555348844 Sav trade I ross		\$27,000.00	\$51,311.30 CR
22/07/2019	BUY S32.ASX 3000 AUD 3 51391378 NT1569719-002	\$9,019.95		\$42,291.35 CR
22/07/2019	BUY WPL.ASX 520 AUD 33.91 51416979 NT1569719-002	\$17,650.55		\$24,640.80 CR
24/07/2019	BUY WEB.ASX 500 AUD 12.85 51514379 NT1569719-002	\$6,442.45		\$18,198.35 CR
24/07/2019	BUY 5GN.ASX 5000 AUD 1.47 51496924 NT1569719-002	\$7,369.95		\$10,828.40 CR
25/07/2019	BUY 5GN.ASX 5000 AUD 1.35 51572602 NT1569719-002	\$6,769.95		\$4,058.45 CR
25/07/2019	nabtrade: 6487519 FUNDS TRANSFER 083088, 555348844 Iross Sav trade		\$15,000.00	\$19,058.45 CR
26/07/2019	SELL WEB.ASX 1000 AUD 13.7 51639668 NT1569719-002		\$13,680.05	\$32,738.50 CR
26/07/2019	SELL 5GN.ASX 5000 AUD 1.391 51627598 NT1569719-002		\$6,935.05	\$39,673.55 CR
29/07/2019	BUY LNK.ASX 2200 AUD 5.02 51667942 NT1569719-002	\$11,063.95		\$28,609.60 CR
30/07/2019	BUY VGS.ASX 200 AUD 76.68 51719403 NT1569719-002	\$15,355.95		\$13,253.65 CR
31/07/2019	INTEREST		\$13.96	\$13,267.61 CR
05/08/2019	BUY DDR.ASX 2000 AUD 6.04 51967213 NT1569719-002	\$12,099.95		\$1,167.66 CR
05/08/2019	SELL DDR.ASX 2000 AUD 6.4 51984020 NT1569719-002		\$12,780.05	\$13,947.71 CR
06/08/2019	nabtrade: 6532818 FUNDS TRANSFER 083088, 555348844 I ross Sav trade		\$60,000.00	\$73,947.71 CR
06/08/2019	BUY LNK.ASX 2500 AUD 4.93 52040393 NT1569719-002	\$12,344.41		\$61,603.30 CR
07/08/2019	BUY DDR.ASX 3000 AUD 5.6 52112234 NT1569719-002	\$16,817.05		\$44,786.25 CR
07/08/2019	SELL BAL.ASX 1800 AUD 9.46 52076698 NT1569719-002		\$17,008.05	\$61,794.30 CR
08/08/2019	BUY RFF.ASX 4000 AUD 2.12 52162991 NT1569719-002	\$8,498.04		\$53,296.26 CR
08/08/2019	BUY MQG.ASX 100 AUD 119.52 52170206 NT1569719-002	\$11,971.95		\$41,324.31 CR
08/08/2019	BUY UMAX.ASX 500 AUD 19.55 52164143 NT1569719-002	\$9,794.95		\$31,529.36 CR
08/08/2019	BUY NDQ.ASX 500 AUD 18.16 52161416 NT1569719-002	\$9,099.95		\$22,429.41 CR
08/08/2019	BUY SOL.ASX 800 AUD 20.49 52158433 NT1569719-002	\$16,411.95		\$6,017.46 CR
08/08/2019	nabtrade: 6546447 FUNDS TRANSFER 083088, 555348844 I ross Sav trade		\$14,500.00	\$20,517.46 CR
09/08/2019	BUY CGC.ASX 1500 AUD 3.67 52243299 NT1569719-002	\$5,524.24		\$14,993.22 CR
12/08/2019	BUY AGL.ASX 750 AUD 19.34 52307447 NT1569719-002	\$14,523.95		\$469.27 CR
20/08/2019	SELL SUL.ASX 1000 AUD 9.59 52649304 NT1569719-002		\$9,566.57	\$10,035.84 CR

IVAN ROSS SUPER FUND (continued)

Transaction details (continued)				
Date	Details	Debits	Credits	Balance
20/08/2019	SELL SUL.ASX 1000 AUD 10 52645960 NT1569719-002		\$9,980.05	\$20,015.89 CR
22/08/2019	BUY BHP.ASX 500 AUD 35.89 52746162 NT1569719-002	\$17,964.95		\$2,050.94 CR
22/08/2019	SELL BHP.ASX 500 AUD 36.14 52769822 NT1569719-002		\$18,050.05	\$20,100.99 CR
22/08/2019	BUY SUL.ASX 2000 AUD 9.74 52779712 NT1569719-002	\$19,499.95		\$601.04 CR
27/08/2019	SELL DDR.ASX 3000 AUD 6.6 52920734 NT1569719-002		\$19,780.05	\$20,381.09 CR
27/08/2019	BUY CGC.ASX 3500 AUD 3.21 52923043 NT1569719-002	\$11,254.95		\$9,126.14 CR
30/08/2019	INTEREST		\$0.95	\$9,127.09 CR
02/09/2019	BUY CTD.ASX 500 AUD 18.06 53157623 NT1569719-002	\$9,047.45		\$79.64 CR
03/09/2019	SELL EVT.ASX 1000 AUD 12.8 53183282 NT1569719-002		\$12,780.05	\$12,859.69 CR
04/09/2019	BUY SOL.ASX 1000 AUD 20.67 53252498 NT1569719-002	\$20,692.74		-\$7,833.05 DR
04/09/2019	SELL LLC.ASX 1000 AUD 17.02 53236983 NT1569719-002		\$17,000.05	\$9,167.00 CR
04/09/2019	SELL CCL.ASX 500 AUD 10.89 53262371 NT1569719-002		\$5,425.05	\$14,592.05 CR
05/09/2019	BUY WAM.ASX 5000 AUD 2.14 53299804 NT1569719-002	\$10,714.61		\$3,877.44 CR
06/09/2019	BUY 5GN.ASX 4000 AUD .93 53334321 NT1569719-002	\$3,734.95		\$142.49 CR
12/09/2019	SELL ORG.ASX 1000 AUD 7.7 53561755 NT1569719-002		\$7,680.05	\$7,822.54 CR
16/09/2019	SELL AWC.ASX 3000 AUD 2.45 53710183 NT1569719-002		\$7,330.05	\$15,152.59 CR
16/09/2019	SELL MTS.ASX 1900 AUD 3.04 53678689 NT1569719-002		\$5,761.46	\$20,914.05 CR
17/09/2019	BUY WEB.ASX 1000 AUD 12.2 53736398 NT1569719-002	\$12,219.95		\$8,694.10 CR
19/09/2019	SELL SUL.ASX 2000 AUD 10 53840830 NT1569719-002		\$19,980.05	\$28,674.15 CR
20/09/2019	SELL 5GN.ASX 4000 AUD .86 53886690 NT1569719-002		\$3,425.05	\$32,099.20 CR
20/09/2019	SELL ELD.ASX 1150 AUD 6.8 53899571 NT1569719-002		\$7,800.05	\$39,899.25 CR
23/09/2019	BUY RFF.ASX 9000 AUD 1.7 53953814 NT1569719-002	\$15,319.95		\$24,579.30 CR
23/09/2019	BUY RFF.ASX 8000 AUD 1.8 53946628 NT1569719-002	\$14,419.95		\$10,159.35 CR
25/09/2019	SELL IFL.ASX 2150 AUD 6.3 54049324 NT1569719-002		\$13,525.05	\$23,684.40 CR
25/09/2019	BUY WEB.ASX 1000 AUD 11 54064119 NT1569719-002	\$11,019.95		\$12,664.45 CR
26/09/2019	BUY AGL.ASX 500 AUD 18.8 54115289 NT1569719-002	\$9,419.95		\$3,244.50 CR
26/09/2019	BUY S32.ASX 3700 AUD 2.66 54104527 NT1569719-002	\$9,861.95		-\$6,617.45 DR
26/09/2019	BUY SOL.ASX 220 AUD 21.58 54130851 NT1569719-002	\$4,762.55		-\$11,380.00 DR
26/09/2019	SELL WEB.ASX 1000 AUD 11.65 54107718 NT1569719-002		\$11,630.05	\$250.05 CR
30/09/2019	INTEREST		\$0.86	\$250.91 CR
03/10/2019	SELL TAH.ASX 3000 AUD 4.88 54439006 NT1569719-002		\$14,620.21	\$14,871.12 CR
03/10/2019	BUY WEB.ASX 1000 AUD 10.56 54439302 NT1569719-002	\$10,579.57		\$4,291.55 CR
07/10/2019	BUY WEB.ASX 400 AUD 10.15 54520588 NT1569719-002	\$4,074.93		\$216.62 CR
09/10/2019	SELL SOL.ASX 1000 AUD 22.2 54650733 NT1569719-002		\$22,175.58	\$22,392.20 CR
10/10/2019	BUY 5GN.ASX 5000 AUD .68 54700141 NT1569719-002	\$3,414.95		\$18,977.25 CR
11/10/2019	BUY DXS.ASX 1500 AUD 12 54746487 NT1569719-002	\$18,019.95		\$957.30 CR
15/10/2019	SELL 5GN.ASX 5000 AUD .78 54807004 NT1569719-002		\$3,885.05	\$4,842.35 CR
16/10/2019	SELL REG.ASX 3000 AUD 3.4 54852121 NT1569719-002		\$10,180.05	\$15,022.40 CR
17/10/2019	BUY SUL.ASX 1000 AUD 9.07 54936375 NT1569719-002	\$9,089.95		\$5,932.45 CR
18/10/2019	SELL WES.ASX 200 AUD 40.42 54989852 NT1569719-002		\$8,064.05	\$13,996.50 CR
18/10/2019	BUY S32.ASX 2000 AUD 2.48 54962114 NT1569719-002	\$4,974.95		\$9,021.55 CR

IVAN ROSS SUPER FUND (continued)

Transaction details (continued)				
Date	Details	Debits	Credits	Balance
18/10/2019	SELL SGP.ASX 4000 AUD 4.66 54988074 NT1569719-002		\$18,600.05	\$27,621.60 CR
21/10/2019	BUY SCG.ASX 4000 AUD 3.88 55054714 NT1569719-002	\$15,539.95		\$12,081.65 CR
22/10/2019	BUY DXS.ASX 1000 AUD 11.6 55090004 NT1569719-002	\$11,619.95		\$461.70 CR
24/10/2019	SELL WEB.ASX 1000 AUD 10.86 55189599 NT1569719-002		\$10,840.05	\$11,301.75 CR
24/10/2019	BUY SUL.ASX 1100 AUD 8.6 55189871 NT1569719-002	\$9,479.95		\$1,821.80 CR
28/10/2019	SELL AGL.ASX 1000 AUD 19.75 55257481 NT1569719-002		\$19,730.05	\$21,551.85 CR
31/10/2019	INTEREST		\$0.67	\$21,552.52 CR
07/11/2019	SELL LEP.ASX 1000 AUD 5.44 55649440 NT1569719-002		\$5,420.05	\$26,972.57 CR
07/11/2019	BUY WBC.ASX 800 AUD 26.63 55656770 NT1569719-002	\$21,327.43		\$5,645.14 CR
08/11/2019	SELL IFL.ASX 1500 AUD 7.7 55706926 NT1569719-002		\$11,530.05	\$17,175.19 CR
11/11/2019	SELL CGCR.ASX 1750 AUD .45 55461687 NT1569719-002		\$772.55	\$17,947.74 CR
11/11/2019	BUY API.ASX 5000 AUD 1.4 55758099 NT1569719-002	\$7,019.95		\$10,927.79 CR
11/11/2019	SELL SUL.ASX 1000 AUD 9.65 55758936 NT1569719-002		\$9,630.05	\$20,557.84 CR
12/11/2019	SELL RWC.ASX 1750 AUD 4.26 55826102 NT1569719-002		\$7,435.05	\$27,992.89 CR
13/11/2019	SELL SUL.ASX 1100 AUD 9.85 55860952 NT1569719-002		\$10,815.05	\$38,807.94 CR
13/11/2019	SELL IFL.ASX 1500 AUD 8.02 55861240 NT1569719-002		\$12,010.05	\$50,817.99 CR
14/11/2019	nabtrade: 7053633 FUNDS TRANSFER 083088, 555348844 Trade/sav I ross	\$14,500.00		\$36,317.99 CR
15/11/2019	BUY DDR.ASX 1000 AUD 6.61 56010941 NT1569719-002	\$6,626.41		\$29,691.58 CR
15/11/2019	BUY IFL.ASX 1500 AUD 7.7 56000295 NT1569719-002	\$11,569.95		\$18,121.63 CR
18/11/2019	BUY GEM.ASX 3000 AUD 2.1 56035381 NT1569719-002	\$6,319.95		\$11,801.68 CR
18/11/2019	BUY CLH.ASX 5000 AUD 1.2 56053586 NT1569719-002	\$6,019.95		\$5,781.73 CR
19/11/2019	BUY GEM.ASX 3000 AUD 2 56091474 NT1569719-002	\$6,019.95		-\$238.22 DR
19/11/2019	SELL LNK.ASX 3750 AUD 6.05 56081845 NT1569719-002		\$22,662.54	\$22,424.32 CR
19/11/2019	SELL DXS.ASX 1250 AUD 11.86 56088773 NT1569719-002		\$14,805.05	\$37,229.37 CR
19/11/2019	SELL SCG.ASX 5000 AUD 3.95 56074440 NT1569719-002		\$19,730.05	\$56,959.42 CR
22/11/2019	BUY RWC.ASX 2000 AUD 4 56236789 NT1569719-002	\$8,019.95		\$48,939.47 CR
22/11/2019	BUY SOL.ASX 1000 AUD 21.2 56262528 NT1569719-002	\$21,223.32		\$27,716.15 CR
25/11/2019	SELL RFF.ASX 10000 AUD 1.9 56306986 NT1569719-002		\$18,980.05	\$46,696.20 CR
26/11/2019	BUY WBC.ASX 500 AUD 24.76 56355645 NT1569719-002	\$12,399.95		\$34,296.25 CR
29/11/2019	INTEREST		\$2.26	\$34,298.51 CR
29/11/2019	SELL SOL.ASX 1000 AUD 22.3 56505864 NT1569719-002		\$22,275.47	\$56,573.98 CR
04/12/2019	BUY NCC.ASX 12000 AUD 1 56657714 NT1569719-002	\$12,019.95		\$44,554.03 CR
05/12/2019	SELL WEB.ASX 1000 AUD 12.23 56700961 NT1569719-002		\$12,210.05	\$56,764.08 CR
05/12/2019	SELL SOL.ASX 2020 AUD 22.5 56695555 NT1569719-002		\$45,400.00	\$102,164.08 CR
05/12/2019	BUY SOL.ASX 1000 AUD 22 56714809 NT1569719-002	\$22,024.20		\$80,139.88 CR
06/12/2019	BUY GEM.ASX 6000 AUD 1.85 56752075 NT1569719-002	\$11,119.95		\$69,019.93 CR
06/12/2019	BUY SOL.ASX 1000 AUD 21.35 56791983 NT1569719-002	\$21,373.49		\$47,646.44 CR
09/12/2019	BUY WHC.ASX 3000 AUD 2.75 56816383 NT1569719-002	\$8,269.95		\$39,376.49 CR
09/12/2019	BUY DDR.ASX 1000 AUD 6.12 56807481 NT1569719-002	\$6,139.95		\$33,236.54 CR
10/12/2019	BUY S32.ASX 4000 AUD 2.55 56869743 NT1569719-002	\$10,219.95		\$23,016.59 CR

IVAN ROSS SUPER FUND (continued)

Transaction details (continued)				
Date	Details	Debits	Credits	Balance
10/12/2019	BUY WHC.ASX 2000 AUD 2.6 56850517 NT1569719-002	\$5,219.95		\$17,796.64 CR
11/12/2019	BUY JHC.ASX 8500 AUD 1.05 56896409 NT1569719-002	\$8,944.95		\$8,851.69 CR
11/12/2019	BUY DDR.ASX 1500 AUD 5.78 56925645 NT1569719-002	\$8,689.95		\$161.74 CR
13/12/2019	SELL WEB.ASX 400 AUD 12.56 56982180 NT1569719-002		\$5,004.05	\$5,165.79 CR
13/12/2019	BUY 5GN.ASX 5000 AUD .695 56991679 NT1569719-002	\$3,489.95		\$1,675.84 CR
16/12/2019	SELL S32.ASX 8000 AUD 2.81 57021278 NT1569719-002		\$22,455.27	\$24,131.11 CR
17/12/2019	BUY DXS.ASX 1000 AUD 11.63 57067705 NT1569719-002	\$11,649.95		\$12,481.16 CR
18/12/2019	SELL DDR.ASX 1500 AUD 6.15 57118740 NT1569719-002		\$9,205.05	\$21,686.21 CR
18/12/2019	SELL IFL.ASX 1500 AUD 8.21 57152714 NT1569719-002		\$12,296.06	\$33,982.27 CR
18/12/2019	SELL QBE.ASX 400 AUD 13.13 57113523 NT1569719-002		\$5,232.06	\$39,214.33 CR
18/12/2019	SELL BKL.ASX 200 AUD 87 57158580 NT1569719-002		\$17,380.05	\$56,594.38 CR
19/12/2019	BUY SCG.ASX 5000 AUD 3.82 57203317 NT1569719-002	\$19,119.95		\$37,474.43 CR
19/12/2019	SELL MLT.ASX 1000 AUD 4.95 57194079 NT1569719-002		\$4,935.05	\$42,409.48 CR
23/12/2019	SELL MQG.ASX 200 AUD 140 57290834 NT1569719-002		\$27,969.20	\$70,378.68 CR
23/12/2019	SELL CGC.ASX 4000 AUD 2.36 57299787 NT1569719-002		\$9,420.05	\$79,798.73 CR
24/12/2019	BUY REG.ASX 3000 AUD 2.65 57334068 NT1569719-002	\$7,969.95		\$71,828.78 CR
24/12/2019	BUY JHC.ASX 10000 AUD .995 57332906 NT1569719-002	\$9,969.95		\$61,858.83 CR
30/12/2019	BUY REG.ASX 6000 AUD 2.45 57400360 NT1569719-002	\$14,719.95		\$47,138.88 CR
30/12/2019	SELL LEP.ASX 1000 AUD 5.62 57400464 NT1569719-002		\$5,597.77	\$52,736.65 CR
31/12/2019	INTEREST		\$3.74	\$52,740.39 CR
31/12/2019	Closing Balance			\$52,740.39 CR

Please check all entries and report apparent errors or possible unauthorised transactions immediately. NAB may subsequently adjust debits or credits, which may result in a change to your account balance to accurately reflect the obligations between us. For information on resolving problems or disputes call 13 13 80. Please retain this statement for tax purposes.

Statement

IVAN ROSS SUPER FUND
18 REDFERN STREET
COWRA NSW 2794

Statement period:
01/01/2020 to 30/06/2020
Statement number:
14

We're committed to protecting your online security

ePayments code

The ePayments code outlines where you could be liable for unauthorised electronic transactions involving your login, password or PINs. Please visit asic.gov.au and search for ePayments for more information.

Look after your password

It's important to keep your password secret at all times. A secure password is hard to guess and needs to be between 6 and 8 characters long, and consist of both letters and numbers. Your password should not contain your birth date or a recognisable part of your name.

The nabtrade service is provided by WealthHub Securities Limited ABN 83 089 718 249, AFSL No. 230704. A113406-1114



Your accounts

Your nabtrade cash products summary

IVAN ROSS SUPER FUND 083-052 301876239 (as at 30/06/2020) \$5,085.55 CR

IVAN ROSS SUPER FUND

083-052 301876239

Account details

	Billers Code : 102426	Telephone & Internet Banking — BPAY® Contact your bank or financial institution to make this payment from your cheque, savings, debit or transaction account. More info: www.bpay.com.au	BSB	083-052
	Ref : 3052301876239		Account number	301876239
			Interest rate as at 30/06/2020	0.05% P.A.

Account balance summary

Opening balance	\$52,740.39 CR
Total credits	\$269,069.41
Total debits	\$316,724.25
Closing balance	\$5,085.55 CR

Transaction details

Date	Details	Debits	Credits	Balance
01/01/2020	Balance brought forward			\$52,740.39 CR
10/01/2020	BUY IFL.ASX 1500 AUD 7.8 57748533 NT1569719-002	\$11,727.33		\$41,013.06 CR
13/01/2020	SELL RWC.ASX 2000 AUD 4.25 57798455 NT1569719-002		\$8,480.05	\$49,493.11 CR
14/01/2020	SELL WPL.ASX 500 AUD 35.93 57868846 NT1569719-002		\$17,945.68	\$67,438.79 CR
14/01/2020	SELL SCG.ASX 5000 AUD 4 57850344 NT1569719-002		\$19,980.05	\$87,418.84 CR

IVAN ROSS SUPER FUND (continued)

Transaction details (continued)				
Date	Details	Debits	Credits	Balance
14/01/2020	SELL 5GN.ASX 5000 AUD .82 57843824 NT1569719-002		\$4,085.05	\$91,503.89 CR
20/01/2020	BUY SUL.ASX 1000 AUD 9.75 58082314 NT1569719-002	\$9,769.95		\$81,733.94 CR
20/01/2020	BUY NEA.ASX 2000 AUD 2.68 58056931 NT1569719-002	\$5,379.95		\$76,353.99 CR
20/01/2020	SELL DDR.ASX 2000 AUD 7.13 58075600 NT1569719-002		\$14,240.05	\$90,594.04 CR
21/01/2020	SELL AGL.ASX 500 AUD 20.65 58107853 NT1569719-002		\$10,305.05	\$100,899.09 CR
21/01/2020	SELL CTD.ASX 500 AUD 22.23 58109566 NT1569719-002		\$11,095.05	\$111,994.14 CR
21/01/2020	SELL DXS.ASX 1000 AUD 12.52 58137695 NT1569719-002		\$12,500.05	\$124,494.19 CR
21/01/2020	Please note from 21/01/2020 the interest rate on your account is 0.20%p.a.			\$124,494.19 CR
22/01/2020	BUY SUL.ASX 2000 AUD 9.5 58179842 NT1569719-002	\$19,013.89		\$105,480.30 CR
23/01/2020	BUY KGN.ASX 2000 AUD 6.15 58236543 NT1569719-002	\$12,319.95		\$93,160.35 CR
23/01/2020	BUY KGN.ASX 2000 AUD 5.69 58277114 NT1569719-002	\$11,399.68		\$81,760.67 CR
23/01/2020	BUY CTD.ASX 500 AUD 21.1 58271654 NT1569719-002	\$10,569.95		\$71,190.72 CR
23/01/2020	BUY KGN.ASX 2000 AUD 5.85 58261217 NT1569719-002	\$11,719.95		\$59,470.77 CR
23/01/2020	Please note from 23/01/2020 the interest rate on your account is 0.10%p.a.			\$59,470.77 CR
24/01/2020	BUY BAP.ASX 2000 AUD 6.17 58317069 NT1569719-002	\$12,359.95		\$47,110.82 CR
28/01/2020	BUY KGN.ASX 564 AUD 5.4 58394886 NT1569719-002	\$3,060.55		\$44,050.27 CR
29/01/2020	BUY KGN.ASX 1436 AUD 5.4 58407264 NT1569719-002	\$7,759.41		\$36,290.86 CR
31/01/2020	INTEREST		\$5.88	\$36,296.74 CR
31/01/2020	BUY SOL.ASX 850 AUD 21.62 58542941 NT1569719-002	\$18,396.95		\$17,899.79 CR
03/02/2020	BUY NEA.ASX 2000 AUD 1.88 58598062 NT1569719-002	\$3,774.95		\$14,124.84 CR
07/02/2020	BUY SOL.ASX 650 AUD 20.9 58851146 NT1569719-002	\$13,604.95		\$519.89 CR
10/02/2020	SELL BAP.ASX 2000 AUD 6.9 58910359 NT1569719-002		\$13,770.05	\$14,289.94 CR
21/02/2020	BUY TAH.ASX 3000 AUD 4.5 59436097 NT1569719-002	\$13,519.95		\$769.99 CR
25/02/2020	BUY JHC.ASX 800 AUD .905 59590234 NT1569719-002	\$738.95		\$31.04 CR
28/02/2020	INTEREST		\$0.75	\$31.79 CR
28/02/2020	BUY SUL.ASX 1800 AUD 8.78 59852680 NT1569719-002	\$15,823.95		-\$15,792.16 DR
28/02/2020	SELL BKL.ASX 100 AUD 68.5 59813421 NT1569719-002		\$6,830.05	-\$8,962.11 DR
28/02/2020	SELL CTD.ASX 1000 AUD 14.85 59852162 NT1569719-002		\$14,830.05	\$5,867.94 CR
28/02/2020	SELL 5GN.ASX 5000 AUD .9 59816012 NT1569719-002		\$4,485.05	\$10,352.99 CR
28/02/2020	BUY WAX.ASX 7000 AUD 1.46 59834333 NT1569719-002	\$10,239.95		\$113.04 CR
10/03/2020	SELL JHC.ASX 20000 AUD .81 60516983 NT1569719-002		\$16,184.94	\$16,297.98 CR
11/03/2020	BUY WPL.ASX 700 AUD 20.89 60624158 NT1569719-002	\$14,642.95		\$1,655.03 CR
12/03/2020	BUY MLT.ASX 5000 AUD 4.06 60799107 NT1569719-002	\$20,322.33		-\$18,667.30 DR
12/03/2020	SELL SUL.ASX 2800 AUD 7.08 60784173 NT1569719-002		\$19,804.05	\$1,136.75 CR
13/03/2020	Please note from 13/03/2020 the interest rate on your account is 0.05%p.a.			\$1,136.75 CR
17/03/2020	BUY MQG.ASX 80 AUD 105.93 61260252 NT1569719-002	\$8,494.35		-\$7,357.60 DR
17/03/2020	SELL WHC.ASX 5000 AUD 1.53 61260236 NT1569719-002		\$7,630.05	\$272.45 CR
25/03/2020	SELL NEA.ASX 4000 AUD .87 61978387 NT1569719-002		\$3,465.05	\$3,737.50 CR
25/03/2020	SELL TAH.ASX 3000 AUD 2.11 61973789 NT1569719-002		\$6,310.05	\$10,047.55 CR

IVAN ROSS SUPER FUND (continued)

Transaction details (continued)				
Date	Details	Debits	Credits	Balance
26/03/2020	BUY MLT.ASX 3000 AUD 3.2 62069484 NT1569719-002	\$9,619.95		\$427.60 CR
31/03/2020	INTEREST		\$0.05	\$427.65 CR
16/04/2020	SELL KGN.ASX 4000 AUD 6.4 63728851 NT1569719-002		\$25,571.84	\$25,999.49 CR
17/04/2020	BUY AMC.ASX 1000 AUD 14.07 63752379 NT1569719-002	\$14,089.95		\$11,909.54 CR
17/04/2020	BUY WES.ASX 300 AUD 37.76 63762468 NT1569719-002	\$11,347.95		\$561.59 CR
30/04/2020	INTEREST		\$0.04	\$561.63 CR
20/05/2020	SELL AMC.ASX 500 AUD 14.58 66056029 NT1569719-002		\$7,270.05	\$7,831.68 CR
25/05/2020	BUY LLC.ASX 1000 AUD 11.57 66300068 NT1569719-002	\$11,589.95		-\$3,758.27 DR
25/05/2020	SELL KGN.ASX 2000 AUD 9.42 66313911 NT1569719-002		\$18,820.05	\$15,061.78 CR
25/05/2020	SELL KGN.ASX 2000 AUD 9 66281331 NT1569719-002		\$17,980.05	\$33,041.83 CR
26/05/2020	BUY BKW.ASX 500 AUD 13.58 66380767 NT1569719-002	\$6,809.95		\$26,231.88 CR
26/05/2020	BUY DXS.ASX 750 AUD 8.63 66393727 NT1569719-002	\$6,492.45		\$19,739.43 CR
28/05/2020	BUY CCL.ASX 1000 AUD 8.78 66609868 NT1569719-002	\$8,799.31		\$10,940.12 CR
29/05/2020	INTEREST		\$0.17	\$10,940.29 CR
02/06/2020	BUY MGR.ASX 4000 AUD 2.35 66958683 NT1569719-002	\$9,419.95		\$1,520.34 CR
23/06/2020	SELL AMC.ASX 500 AUD 15 68581588 NT1569719-002		\$7,480.05	\$9,000.39 CR
30/06/2020	INTEREST		\$0.11	\$9,000.50 CR
30/06/2020	BUY VHT.ASX 3000 AUD 1.3 69054916 NT1569719-002	\$3,914.95		\$5,085.55 CR
30/06/2020	Closing Balance			\$5,085.55 CR

The following information is provided to assist in preparing your 2019/20 tax return	
Account Number	083-052-301876239
Credit interest paid 2019/20 financial year	\$29.44
Withholding Tax	\$0.00

Please check all entries and report apparent errors or possible unauthorised transactions immediately. NAB may subsequently adjust debits or credits, which may result in a change to your account balance to accurately reflect the obligations between us. For information on resolving problems or disputes call 13 13 80. Please retain this statement for tax purposes.

Term Deposit - 60 months at 3.5%

B3C18TDKXW2LTN6N

\$25,000.00

Maturity date **19 Sep 2023**

Auto reinvest **No**

Transactions () Rates & details ()

Start date

19 Sep 2018

From account

142-201 351602200 High Interest Savings Account

Account holder

Ivan Ross Superannuation Fund

Next interest payment

21 Sep 2020

Accrued interest

\$733.52

Status

CURRENT

Interest frequency

Annually

Loyalty bonus rate

0.1%

Auto reinvest

No

 [Manage term deposit maturity](#)



Lendlease Corporation Limited ABN 32 000 226 228
and
Lendlease Responsible Entity Limited ABN 72 122 883 AFS Licence 308983
as responsible entity for Lendlease Trust ABN 39 944 184 773 ARSN 128 052 595

026293 000 LLC



MR IVAN ROSS &
MRS AMANDA JAYNE ROSS
<IVAN ROSS SUPER FUND A/C>
18 REDFERN STREET
COWRA NSW 2794

Update your information:

Online:
www.investorcentre.com/au/contact

By Mail:
Computershare Investor Services Pty Limited
GPO Box 2975 Melbourne
VIC 3001 Australia

Enquiries:

(within Australia) 1800 230 300
(international) +61 (03) 9946 4460
lendlease@computershare.com.au

Holder Number: HIN WITHHELD
Statement Date: 15 September 2020
TFN/ABN Status: Quoted

Lendlease Group Annual Tax Statement For The Year Ended 30 June 2020

This statement has been prepared to assist with the completion of the 2020 Australian Income Tax Return for Individuals. This statement should be read together with the Lendlease Group Tax Return Guide 2020, a copy of which is available on the Lendlease website. This statement should not be read as giving taxation advice. Investors should consult with their professional advisors on all tax related issues.

For Australian taxation purposes, Lendlease Trust is an attribution managed investment trust (AMIT) for the year ended 30 June 2020. This statement is an AMIT member annual statement (AMMA statement), which sets out distributions recognised on an 'attribution' basis. Lendlease Corporation Limited dividends are recognised on a 'payment' basis. As a result, the details set out in this statement include the following dividends and distributions:

- Lendlease Corporation dividend paid on 16 September 2019;
- Lendlease Corporation dividend paid on 17 March 2020;
- Lendlease Trust distribution for the six months ended 31 December 2019, paid on 17 March 2020; and
- Lendlease Trust distribution for the six months ended 30 June 2020, paid on 15 September 2020.

Lendlease Corporation Limited Dividends

	Amount	Tax Return Label
Dividend Income		
Franked dividends	\$0.00	11T
Franking credits	\$0.00	11U
Unfranked dividends ¹	\$95.04	11S
TFN amount withheld ²	\$0.00	11V
Non-resident withholding tax ³	\$0.00	

Lendlease Trust Distributions

	Amount	Tax Return Label (Supplementary Section)
Non primary production income	\$0.00	13U
Foreign source income	\$0.00	20E & 20M
Total current year capital gains	\$0.00	18H
Net capital gain ⁶	\$0.00	18A
AMIT cost base net amount - increase ⁸	\$0.00	
AMIT cost base net amount - decrease ⁹	\$0.00	
Non-assessable amounts ¹⁰	\$0.00	
Foreign income tax offset	\$0.00	20O
TFN amount withheld ²	\$0.00	13R
Non-resident interest withholding tax ⁴	\$0.00	
Non-resident MIT fund payment withholding tax ⁵	\$0.00	

Capital gains tax information – additional information for item 18

Capital gains – discount method	\$0.00	(grossed up amount)
Capital gains – indexation method	\$0.00	
Capital gains – other	\$0.00	
Total current year capital gains⁷	\$0.00	

MR IVAN ROSS &
MRS AMANDA JAYNE ROSS
<IVAN ROSS SUPER FUND A/C>
18 REDFERN STREET
COWRA NSW 2794

Rural Funds Management Ltd
ABN 65 077 492 838
AFSL 226701

Level 2, 2 King Street Deakin ACT 2600
Locked Bag 150 Kingston ACT 2604

P 02 6203 9700
F 02 6281 5077
E management@ruralfunds.com.au
W www.ruralfunds.com.au

Rural Funds Group Stapled Securities Fully Paid

Unitholder Name: MR IVAN ROSS & MRS AMANDA JAYNE ROSS

Reference Number: S00092672913

Attribution Managed Investment Trust Member Annual Statement for the year ended 30 June 2020

This statement assumes that you are an Australian resident individual unitholder. We recommend that if this is not applicable or your situation is unusual or complex that you seek professional advice.

Summary of 2020 Tax Return (supplementary section) Items

Tax Return (supplementary section)	Amount (\$) ¹	Tax Return Label
Share of non-primary production (NPP) income	1,392.88	13U
NPP income - Franked distributions from trusts ²	0.00	13C
Other deductions relating to NPP distributions	0.00	13Y
Share of franking credit from franked dividends	0.00	13Q
Share of credit for TFN amounts withheld	0.00	13R
Share of credit for non-resident withholding amounts withheld	0.00	13A
Total current year capital gains	362.28	18H
Net capital gain	181.14	18A
Assessable foreign source income	0.00	20E
Other net foreign source income	0.00	20M
Foreign income tax offsets ³	0.00	20O

S00092672913

Please see reverse for detailed components of the distribution.

Components of Distribution

	Cash Distribution (\$)	Tax Paid/Offsets (\$ (E))	Attribution Amount (\$)
Australian Income			
Dividends – Unfranked	1,128.75		1,128.75
Conduit Foreign Income	0.00		0.00
Interest	1.24		1.24
Other income	0.00		0.00
NCMI – Non primary production	262.89		262.89
Excluded from NCMI – Non primary production	0.00		0.00
Non-Primary Production Income (A)	1,392.88		1,392.88
Dividends: Franked amount (Franked Dist) (X)	0.00	0.00	0.00
Capital Gains			
Discounted capital gain (TAP)	181.14	0.00	181.14
Discounted capital gain (NTAP)	0.00	0.00	0.00
Capital gains – Other method (TAP)	0.00	0.00	0.00
Capital gains – Other method (NTAP)	0.00	0.00	0.00
NCMI capital Gains	0.00		
Excluded from NCMI capital gains	0.00		
Net Capital Gain	181.14	0.00	181.14
AMIT CGT Gross up amount			181.14
Other capital gains distribution	0.00		
Total current year capital gains (C)	181.14		362.28
Foreign Income			
Assessable foreign source income	0.00	0.00	0.00
Total foreign income (D)	0.00	0.00	
Cash Distribution Sub Total (A+X+C+D)	1,574.02		
Other Non-Assessable Amounts			
Net exempted amounts	0.00		
Non-assessable non-exempt amounts (F)	0.00		
Other non-attributable amounts	324.24		
Gross Cash Distribution (G)	1,898.26		
Attribution Managed Investment Trust (AMIT) cost base adjustments			
AMIT cost base net amount – excess (decrease)	143.10		
AMIT cost base net amount – shortfall (increase)	0.00		
Other amounts deducted from trust distributions			
Less: TFN amounts withheld	0.00		
Less: Non-resident withholding tax	0.00		
Less: Other expenses	0.00		
Net Cash Distribution	1,898.26		

Notes:

- All amounts are in Australian dollars and withholding tax has been deducted where applicable.
- Trustees may choose to show the franked distributions at label 13C rather than at label 13U.
- If your total foreign income tax offset from all sources for the year is \$1,000 or less, then you can claim this amount in full. Otherwise you will need to refer to the publication Guide To Foreign Income Tax Offset Rules (NAT 72923) to work out your entitlement.

SCENTRE GROUP


2020 TAX STATEMENT

Scentre Group Limited ABN 66 001 671 496
 Scentre Management Limited ABN 41 001 670 579 AFS Licence
 230329 as responsible entity of Scentre Group Trust 1
 ABN 55 191 750 378 ARSN 090 849 746
 RE1 Limited ABN 80 145 743 862 AFS Licence 380202 as responsible
 entity of Scentre Group Trust 2 ABN 66 744 282 872 ARSN 146 934 536
 RE2 Limited ABN 41 145 744 065 AFS Licence 380203 as responsible
 entity of Scentre Group Trust 3 ABN 11 517 229 138 ARSN 146 934 652

Update your information:

 www.computershare.com.au/easyupdate/scg
 Computershare Investor Services Pty Limited
 GPO Box 2975 Melbourne
 Victoria 3001 Australia
 Enquiries: (within Australia) 1300 730 458
 (international) +61 3 9946 4471

028291 000 SCG



MR IVAN ROSS &
 MRS AMANDA JAYNE ROSS
 <IVAN ROSS SUPER FUND A/C>
 18 REDFERN STREET
 COWRA NSW 2794

31 March 2020

SCG Holder No: HIN WITHHELD

Attribution Managed Investment Trust Member Annual Tax Statement for the 30 June 2020 Year

Part A: 2020 tax return (supplementary section) items for a resident individual

This Statement includes all distributions paid by the entities in Scentre Group (consisting of Scentre Group Limited, Scentre Group Trust 1, Scentre Group Trust 2 and Scentre Group Trust 3) in respect of the period 1 July 2019 to 30 June 2020.

	SGL	SGT1	SGT2	SGT3	Tax Return Label
Tax Return - Income Section					
Dividends - franked	Nil			Nil	11T
Franking credit	Nil			Nil	11U
TFN amounts withheld	Nil			Nil	11V
Tax Return - Supplementary Section					
Non-primary production income					
- Share of net income from trusts		\$360.43	\$544.67		13U
- Franked distributions from trusts		\$0.36	Nil		13C
Share of franking credits from franked distributions		\$0.10	Nil		13Q
TFN amounts withheld		Nil	Nil		13R
Total current year capital gains - grossed up		\$921.56	\$390.59		18H
Net capital gain		\$677.12	\$390.13		18A
Assessable foreign source income		\$1.92	Nil		20E
Other net foreign source income		\$1.92	Nil		20M
Foreign income tax offsets		\$0.58	Nil		20O

AMIT Cost Base Adjustments	SGT1	SGT2
AMIT cost base net amount - excess (reduce cost base)	Nil	Nil
AMIT cost base net amount - shortfall (increase cost base)	\$599.08	\$376.77

Use only this Tax Statement to complete your 2020 Tax Return, it includes all distributions/dividends paid by the entities in Scentre Group that should be included in your 2020 Tax Return.

Please retain this statement for income tax purposes

The information shown on this statement is also reported to the Australian Taxation Office.
 This Tax Statement should be read in conjunction with the 2020 Scentre Group Tax Return Guide, which is available on the Scentre Group website at <http://www.scentregroup.com/investors/taxation-information>

SCENTRE GROUP

2020 TAX SUMMARY

Scentre Group Limited ABN 66 001 671 496
 Scentre Management Limited ABN 41 001 670 579 AFS Licence
 230329 as responsible entity of Scentre Group Trust 1
 ABN 55 191 750 378 ARSN 090 849 746
 RE1 Limited ABN 80 145 743 862 AFS Licence 380202 as responsible
 entity of Scentre Group Trust 2 ABN 66 744 282 872 ARSN 146 934 536
 RE2 Limited ABN 41 145 744 065 AFS Licence 380203 as responsible
 entity of Scentre Group Trust 3 ABN 11 517 229 138 ARSN 146 934 652

25
 Update your information:

 www.computershare.com.au/easyupdate/scg

 Computershare Investor Services Pty Limited

GPO Box 2975 Melbourne

Victoria 3001 Australia

Enquiries: (within Australia) 1300 730 458

(international) +61 3 9946 4471

028291 000 SCG

MR IVAN ROSS &
 MRS AMANDA JAYNE ROSS
 <IVAN ROSS SUPER FUND A/C>
 18 REDFERN STREET
 COWRA NSW 2794

31 March 2020

SCG Holder No: HIN WITHHELD

Net Distribution/Dividend Amount for the 12 months to 30 June 2020	Scentre Group Limited	Scentre Group Trust 1	Scentre Group Trust 2	Scentre Group Trust 3	Total
Distribution/Dividend paid 30 August 2019	Nil	\$342.00	\$336.00	Nil	\$678.00
Distribution/Dividend paid 28 February 2020	Nil	\$342.50	\$222.50	Nil	\$565.00
Total Gross Distribution/Dividend	Nil	\$684.50	\$558.50	Nil	\$1,243.00
Taxes Withheld					
TFN amounts withheld		Nil	Nil		Nil
Fund Payment					
Withholding tax - (non-residents only)		Nil	Nil		Nil
Non-resident interest/dividend withholding tax		Nil	Nil		Nil
Net Cash Distribution/Dividend		\$684.50	\$558.50		\$1,243.00
Total Tax Attribution Amount		\$1,283.59	\$935.26		\$2,218.85

Part B: Components of Distribution/Dividend Tax Attribution Amounts

	(\$)	(\$)	(\$)	(\$)
Australian Income - Dividends				
Dividends - franked	Nil			Nil
Australian Income - Trust Distributions				
Interest		\$8.58	\$6.80	
Dividend		\$0.26	Nil	
Other income		\$351.85	\$537.87	
Total Non-primary production income		\$360.69	\$544.67	
Capital Gains - discount method (50%) (TAP)		\$244.44	\$0.46	
Capital Gains - other method (TAP)		\$432.68	\$389.67	
Total Net Capital Gains		\$677.12	\$390.13	
AMIT CGT Gross up amount		\$244.44	\$0.46	
Total Current year capital gains		\$921.56	\$390.59	
Foreign Income				
Assessable foreign source income		\$1.34	Nil	
Total Tax Attribution Amount		\$1,283.59	\$935.26	
Franking Credits		\$0.10	Nil	
Foreign income tax offsets		\$0.58	Nil	

15-38
 889.72
 244.90
 822.35
 244.90
 1.34

Please retain this statement for income tax purposes

The information shown on this statement is also reported to the Australian Taxation Office.



BetaShares

Exchange Traded Funds

Responsible Entity: BetaShares Capital Ltd
ABN 78 139 566 868 | AFSL 341181
ARSN 169 907 564

All Registry communications to:
C/- Link Market Services Limited
Locked Bag A14, Sydney South, NSW, 1235
Telephone: +61 1300 420 094
ASX Code: NDQ
Email: registrars@linkmarketservices.com.au
Website: www.linkmarketservices.com.au

20

Part A: Your details



020 032219

MR IVAN ROSS &
MRS AMANDA JAYNE ROSS
<IVAN ROSS SUPER FUND A/C>
18 REDFERN STREET
COWRA NSW 2794

Date: 20 July 2020

Reference No.: X*****5064

BetaShares NASDAQ 100 ETF (ASX Code: NDQ) Attribution Managed Investment Trust Member Annual Statement for the year ended 30 June 2020

Part B: Summary of 2020 tax return (supplementary section) items for a resident individual Non Australian residents should seek independent Australian tax advice.

Tax return (supplementary section)	Amount	Tax return label
Share of net income from trusts, less net capital gains, foreign income and franked distributions	\$0.00	13U
Franked distribution from trusts	\$0.00	13C
Other deductions relating to non-primary production income	\$0.00	13Y
Share of franking credits from franked dividends	\$0.00	13Q
Share of credit for foreign resident withholding amounts (excluding capital gains)	\$0.00	13A
Share of credit for tax amounts withheld	\$0.00	13R
Net capital gain	\$300.01	18A
Total current year capital gains	\$600.02	18H
Credit for foreign resident capital gains withholding amounts	\$0.00	18X
Assessable foreign source income	\$111.89	20E
Other net foreign source income	\$111.89	20M
Australian franking credits from a New Zealand franking company	\$0.00	20F
Foreign income tax offset *	\$28.28	20O
Early stage venture capital limited partnership: current year tax offset	\$0.00	T7K
Early stage investor: current year tax offset	\$0.00	T8L
Other refundable tax offsets: Exploration credits	\$0.00	T10 (code E)

*To work out your foreign income tax offset (FITO) entitlement, see 20 Foreign source income and foreign assets or property or the Guide to foreign tax offset rules 2020.

Part B: Capital gains tax information – Additional information for item 18

	Amount	
Capital gains - discounted method	\$600.02	(gross amount)
Capital gains - indexation method	\$0.00	
Capital gains - other method	\$0.00	
Total current year capital gains	\$600.02	

Part C: Components of attribution

27

	Cash distributions	Tax paid or Franking credit (grossed up)	Attributable amount
Australian Income			
Dividends - unfranked amount declared to be CFI	\$0.00		\$0.00
Dividends - unfranked amount not declared to be CFI	\$0.00		\$0.00
Dividends - less LIC capital gain deduction	\$0.00		\$0.00
Interest (subject to non - resident withholding tax)	\$0.00		\$0.00
Interest (not subject to non - resident withholding tax)	\$0.00		\$0.00
Other assessable Australian income	\$0.00		\$0.00
Clean Building MIT Income	\$0.00		\$0.00
Less other allowable trust deductions	\$0.00		\$0.00
NCMI – Non-primary production	\$0.00		\$0.00
Excluded from NCMI – Non-primary production	\$0.00		\$0.00
Non-primary production income	\$0.00		\$0.00
Dividends - Franked amount	\$0.00	\$0.00	\$0.00
Capital Gains			
Capital gains - discounted method - TAP	\$0.00		\$0.00
Capital gains - discounted method - TAP - NCMI	\$0.00	\$0.00	\$0.00
Capital gains - discounted method - TAP - Excluded from NCMI	\$0.00		\$0.00
Capital gains - discounted method - NTAP	\$300.01	\$0.00	\$300.01
Capital gains - discounted method - NTAP - NCMI	\$0.00		\$0.00
Capital gains - discounted method - NTAP - Excluded from NCMI	\$0.00	\$0.00	\$0.00
Capital gains - discounted method - TAP - Clean building MIT	\$0.00		\$0.00
Capital gains - indexation method - TAP	\$0.00		\$0.00
Capital gains - indexation method - NTAP	\$0.00		\$0.00
Capital gains - other method - TAP	\$0.00		\$0.00
Capital gains - other method - TAP - NCMI	\$0.00		\$0.00
Capital gains - other method - TAP - Excluded from NCMI	\$0.00		\$0.00
Capital gains - other method - NTAP	\$0.00		\$0.00
Capital gains - other method - NTAP - NCMI	\$0.00		\$0.00
Capital gains - other method - NTAP - Excluded from NCMI	\$0.00		\$0.00
Capital gains - other method - TAP - Clean building MIT	\$0.00		\$0.00
Net capital gains	\$300.01		\$300.01
AMIT CGT gross up amount			\$300.01
Other capital gains distribution	\$300.01		
Total current year capital gains	\$600.02	\$0.00	\$600.02
Foreign Income			
Other net foreign source income	\$83.61	\$28.28	\$111.89
Australian franking credit from a New Zealand franking company		\$0.00	\$0.00
CFC income	\$0.00		\$0.00
Transferor trust income	\$0.00		\$0.00
Total foreign income	\$83.61	\$28.28	\$111.89
Other Non-assessable Amounts			
Net exempt income	\$0.00		\$0.00
Non-assessable non-exempt amount	\$0.00		\$0.00
Other non-attributable amounts	\$0.00		\$0.00
Total Non-assessable amounts	\$0.00		\$0.00
Gross Cash Distribution	\$683.63		
Other deductions from Distribution			
Less: Other Withholding Tax	\$0.00		
Less: TFN/ABN Withholding Tax	\$0.00		
Net Cash Distribution	\$683.63		

Handwritten annotations: A circle around the value \$28.28 in the 'Tax paid or Franking credit' column, and a circle around the value \$683.63 in the 'Net Cash Distribution' row. A handwritten number '111.89' is written below the 'Net Cash Distribution' row, with a line pointing to the 'Total foreign income' row.

Part D : Tax offsets

Tax offsets	Amount
Franking credit tax offset	\$0.00
Foreign income tax offset	\$28.28
Australian franking credits from a New Zealand franking company	\$0.00
Total tax offsets	\$28.28

Part E: Attribution Managed Investment Trust ('AMIT') cost base adjustments

AMIT cost base net amount - excess (decrease)	\$711.91
AMIT cost base net amount - shortfall (increase)	\$711.91
AMIT cost base net amount - net increase	\$0.00
AMIT cost base net amount - net reduction	\$0.00

Part F: Payment summary information for the year ended 30 June 2020

	Attribution/Amount	Tax paid
Total fund payment	\$0.00	\$0.00
Interest Income	\$0.00	\$0.00
Unfranked dividend not declared to be CFI	\$0.00	\$0.00
Deemed payment - Dividend	\$0.00	\$0.00
Deemed payment - Interest	\$0.00	\$0.00
Deemed payment - Royalties	\$0.00	\$0.00
Deemed payment - Fund payment	\$0.00	\$0.00

Note: FITOs are not split into their components (representing the type of income/gains they have arisen on) and they have not been reduced where they arise on discounted capital gains. Investors should seek their own advice in this respect from their professional tax advisor.

Please retain this statement for income tax purposes.

The 'Total fund payment' amount in Part F is exclusive of fund payments relating to 'NCMI – non-primary production', and 'Excluded from NCMI – non-primary production'. Furthermore, the difference between the sum of the amounts in the 'Tax Paid' column in Part F and the 'Other Withholding Tax' amount in Part C, relates to MIT withholding tax paid on income relating to 'NCMI – non-primary production', and 'Excluded from NCMI – non-primary production'.

For completeness, we note that for investors who are not subject to Australian non-resident withholding tax (e.g. generally, investors that are tax residents of Australia), the figures in Part F (i.e. the amounts in both the 'Attribution/Amount' and 'Tax Paid' columns) will be displayed as nil.

The Annual Tax Guide contains general information about how to use this statement when you complete your 2020 Tax Return. To view the Guide, please visit: <http://www.betashares.com.au/TaxGuide>

This statement contains important information. Please retain it for taxation purposes as a charge may be levied for replacement.

To view or change your Unitholder details, please visit our investor website at www.linkmarketservices.com.au

2020 Annual Financial Report: The Annual Report for your BetaShares Fund for the financial year ended 30 June 2020 will be available for you to access on the BetaShares website from 30 September 2020. You will find it at the Announcements section of your Fund's product page at www.betashares.com.au.

Stay informed with the latest investment news, economic insights, and portfolio construction information.

Subscribe to BetaShares' weekly newsletter www.betashares.com.au/subscribe



BetaShares

Exchange Traded Funds

Responsible Entity: BetaShares Capital Ltd
ABN 78 139 566 868 | AFSL 341181
ARSN 169 906 530

All Registry communications to:
C/- Link Market Services Limited
Locked Bag A14, Sydney South, NSW, 1235
Telephone: +61 1300 420 094
ASX Code: UMAX
Email: registrars@linkmarketservices.com.au
Website: www.linkmarketservices.com.au

29

Part A: Your details



020 032228

MR IVAN ROSS &
MRS AMANDA JAYNE ROSS
<IVAN ROSS SUPER FUND A/C>
18 REDFERN STREET
COWRA NSW 2794

Date: 20 July 2020

Reference No.: X*****5064

BetaShares S&P 500 Yield Maximiser Fund (managed fund) (ASX Code: UMAX) Attribution Managed Investment Trust Member Annual Statement for the year ended 30 June 2020

Part B: Summary of 2020 tax return (supplementary section) items for a resident individual Non Australian residents should seek independent Australian tax advice.



Tax return (supplementary section)	Amount	Tax return label
Share of net income from trusts, less net capital gains, foreign income and franked distributions	\$0.00	13U
Franked distribution from trusts	\$0.00	13C
Other deductions relating to non-primary production income	\$0.00	13Y
Share of franking credits from franked dividends	\$0.00	13Q
Share of credit for foreign resident withholding amounts (excluding capital gains)	\$0.00	13A
Share of credit for tax amounts withheld	\$0.00	13R
Net capital gain	\$0.00	18A
Total current year capital gains	\$0.00	18H
Credit for foreign resident capital gains withholding amounts	\$0.00	18X
Assessable foreign source income	\$0.00	20E
Other net foreign source income	\$0.00	20M
Australian franking credits from a New Zealand franking company	\$0.00	20F
Foreign income tax offset *	\$0.00	20O
Early stage venture capital limited partnership: current year tax offset	\$0.00	T7K
Early stage investor: current year tax offset	\$0.00	T8L
Other refundable tax offsets: Exploration credits	\$0.00	T10 (code E)

*To work out your foreign income tax offset (FITO) entitlement, see 20 Foreign source income and foreign assets or property or the Guide to foreign tax offset rules 2020.

Part B: Capital gains tax information – Additional information for item 18

	Amount	
Capital gains - discounted method	\$0.00	(gross amount)
Capital gains - indexation method	\$0.00	
Capital gains - other method	\$0.00	
Total current year capital gains	\$0.00	

Part C: Components of attribution

30

	Cash distributions	Tax paid or Franking credit (grossed up)	Attributable amount
Australian Income			
Dividends - unfranked amount declared to be CFI	\$0.00		\$0.00
Dividends - unfranked amount not declared to be CFI	\$0.00		\$0.00
Dividends - less LIC capital gain deduction	\$0.00		\$0.00
Interest (subject to non - resident withholding tax)	\$0.00		\$0.00
Interest (not subject to non - resident withholding tax)	\$0.00		\$0.00
Other assessable Australian income	\$0.00		\$0.00
Clean Building MIT Income	\$0.00		\$0.00
Less other allowable trust deductions	\$0.00		\$0.00
NCMI – Non-primary production	\$0.00		\$0.00
Excluded from NCMI – Non-primary production	\$0.00		\$0.00
Non-primary production income	\$0.00		\$0.00
Dividends - Franked amount	\$0.00	\$0.00	\$0.00
Capital Gains			
Capital gains - discounted method - TAP	\$0.00		\$0.00
Capital gains - discounted method - TAP - NCMI	\$0.00	\$0.00	\$0.00
Capital gains - discounted method - TAP - Excluded from NCMI	\$0.00		\$0.00
Capital gains - discounted method - NTAP	\$0.00	\$0.00	\$0.00
Capital gains - discounted method - NTAP - NCMI	\$0.00		\$0.00
Capital gains - discounted method - NTAP - Excluded from NCMI	\$0.00	\$0.00	\$0.00
Capital gains - discounted method - TAP - Clean building MIT	\$0.00		\$0.00
Capital gains - indexation method - TAP	\$0.00		\$0.00
Capital gains - indexation method - NTAP	\$0.00		\$0.00
Capital gains - other method - TAP	\$0.00		\$0.00
Capital gains - other method - TAP - NCMI	\$0.00		\$0.00
Capital gains - other method - TAP - Excluded from NCMI	\$0.00		\$0.00
Capital gains - other method - NTAP	\$0.00		\$0.00
Capital gains - other method - NTAP - NCMI	\$0.00		\$0.00
Capital gains - other method - NTAP - Excluded from NCMI	\$0.00		\$0.00
Capital gains - other method - TAP - Clean building MIT	\$0.00		\$0.00
Net capital gains	\$0.00		\$0.00
AMIT CGT gross up amount			\$0.00
Other capital gains distribution	\$0.00		
Total current year capital gains	\$0.00	\$0.00	\$0.00
Foreign Income			
Other net foreign source income	\$0.00	\$0.00	\$0.00
Australian franking credit from a New Zealand franking company		\$0.00	\$0.00
CFC income	\$0.00		\$0.00
Transferor trust income	\$0.00		\$0.00
Total foreign income	\$0.00	\$0.00	\$0.00
Other Non-assessable Amounts			
Net exempt income	\$0.00		\$0.00
Non-assessable non-exempt amount	\$0.00		\$0.00
Other non-attributable amounts	\$1,241.64		\$0.00
Total Non-assessable amounts	\$1,241.64		\$0.00
Gross Cash Distribution	\$1,241.64		
Other deductions from Distribution			
Less: Other Withholding Tax	\$0.00		
Less: TFN/ABN Withholding Tax	\$0.00		
Net Cash Distribution	\$1,241.64		

Part D : Tax offsets

Tax offsets	Amount
Franking credit tax offset	\$0.00
Foreign income tax offset	\$0.00
Australian franking credits from a New Zealand franking company	\$0.00
Total tax offsets	\$0.00

Part E: Attribution Managed Investment Trust ('AMIT') cost base adjustments

AMIT cost base net amount - excess (decrease)	\$1,241.64
AMIT cost base net amount - shortfall (increase)	\$0.00
AMIT cost base net amount - net increase	\$0.00
AMIT cost base net amount - net reduction	\$1,241.64

Part F: Payment summary information for the year ended 30 June 2020

	Attribution/Amount	Tax paid
Total fund payment	\$0.00	\$0.00
Interest Income	\$0.00	\$0.00
Unfranked dividend not declared to be CFI	\$0.00	\$0.00
Deemed payment - Dividend	\$0.00	\$0.00
Deemed payment - Interest	\$0.00	\$0.00
Deemed payment - Royalties	\$0.00	\$0.00
Deemed payment - Fund payment	\$0.00	\$0.00

Note: FITOs are not split into their components (representing the type of income/gains they have arisen on) and they have not been reduced where they arise on discounted capital gains. Investors should seek their own advice in this respect from their professional tax advisor.

Please retain this statement for income tax purposes.

The 'Total fund payment' amount in Part F is exclusive of fund payments relating to 'NCMI – non-primary production', and 'Excluded from NCMI – non-primary production'. Furthermore, the difference between the sum of the amounts in the 'Tax Paid' column in Part F and the 'Other Withholding Tax' amount in Part C, relates to MIT withholding tax paid on income relating to 'NCMI – non-primary production', and 'Excluded from NCMI – non-primary production'.

For completeness, we note that for investors who are not subject to Australian non-resident withholding tax (e.g. generally, investors that are tax residents of Australia), the figures in Part F (i.e. the amounts in both the 'Attribution/Amount' and 'Tax Paid' columns) will be displayed as nil.

The Annual Tax Guide contains general information about how to use this statement when you complete your 2020 Tax Return. To view the Guide, please visit: <http://www.betashares.com.au/TaxGuide>

This statement contains important information. Please retain it for taxation purposes as a charge may be levied for replacement.

To view or change your Unitholder details, please visit our investor website at www.linkmarketservices.com.au

2020 Annual Financial Report: The Annual Report for your BetaShares Fund for the financial year ended 30 June 2020 will be available for you to access on the BetaShares website from 30 September 2020. You will find it at the Announcements section of your Fund's product page at www.betashares.com.au.

Stay informed with the latest investment news, economic insights, and portfolio construction information.

Subscribe to BetaShares' weekly newsletter www.betashares.com.au/subscribe



ABN 72 072 881 086. AFS License 227263.

Vanguard® MSCI Index International Shares ETF

010896 000 VGS



MR IVAN ROSS &
MRS AMANDA JAYNE ROSS
<IVAN ROSS SUPER FUND A/C>
18 REDFERN STREET
COWRA NSW 2794

Contact Us:

Online:
www-au.computershare.com/Investor/Contact

By Mail:
Computershare Investor Services Pty Limited
GPO Box 2975 Melbourne
Victoria 3001 Australia

Enquiries:

(within Australia) 1300 757 905
(international) +61 3 9415 4813

Holder Identification Number (HIN)

HIN WITHHELD

ATTRIBUTION MANAGED INVESTMENT TRUST MEMBER ANNUAL TAX STATEMENT FOR YEAR ENDED 30 JUNE 2020

The following tax return items are valid for Australian resident individual unitholders only.

PART A – SUMMARY OF 2020 TAX RETURN (SUPPLEMENTARY SECTION) ITEMS		
Item	Tax Return Label	Amount
Share of net income from trusts, less net capital gains, foreign income and franked distributions	13U	\$3.78
Other deductions relating to non-primary production income	13Y	\$0.00
Franked distributions from trusts	13C	\$0.00
Share of franking credits from franked dividends	13Q	\$0.00
Share of credit for TFN amounts withheld	13R	\$0.00
Share of credit for foreign resident withholding amounts	13A	\$0.00
Share of credit for tax paid by trustee	13S	\$0.00
Net capital gain	18A	\$102.72
Total current year capital gains	18H	\$205.44
Assessable foreign source income	20E	\$642.78
Australian franking credits from a New Zealand company	20F	\$0.00
Other net foreign source income	20M	\$642.78
Foreign income tax offset	20O	\$82.55

PART B – COMPONENTS OF ATTRIBUTION			
Item	Cash Distribution	Tax Paid/Offsets	Attribution
Australian Income			
Unfranked distributions	\$0.00		\$0.00
Unfranked CFI distributions	\$0.00		\$0.00
Interest - subject to non resident WHT	\$0.21		\$0.21
Interest - not subject to non resident WHT	\$0.00		\$0.00
Other income	\$7.97		\$3.57
Non primary production income	\$8.18		\$3.78
Franked distributions	\$0.00	\$0.00	\$0.00
Capital Gains			
Discounted capital gains TAP	\$0.00		\$0.00
Discounted capital gains NTAP	\$103.24		\$102.72
Capital gains – other method TAP	\$0.00		\$0.00
Capital gains – other method NTAP	\$0.00		\$0.00
Net capital gain	\$103.24		\$102.72
AMIT CGT gross up amount			\$102.72
Other capital gains distribution	\$103.25		
Total current year capital gains	\$206.49		\$205.44
Foreign Income			
Assessable foreign source income	\$549.53	\$82.55	\$642.78
Other Non-assessable Amounts			
Non-assessable non-exempt amount	\$0.00		\$0.00
Net exempt income	\$0.00		
Other non-attributable amounts	\$0.00		
Gross Amount	\$764.20		\$852.00
AMIT cost base net amount - excess (Reduce cost base)			\$0.00
AMIT cost base net amount - shortfall (Increase cost base)			\$5.25
Less TFN amounts withheld	\$0.00		
Less non-resident withholding tax			
- Interest / dividend amounts withheld	\$0.00		
- Fund payment amounts withheld	\$0.00		
Less other expenses	\$0.00		
Net Cash Distribution	\$764.20		

If you are a complying Superannuation Fund, your net capital gain is \$136.96
If you are a company or a non complying Superannuation Fund, your net capital gain is \$205.44

PLEASE RETAIN THIS STATEMENT FOR INCOME TAX PURPOSES



Lendlease Corporation Limited ABN 32 000 226 228
and
Lendlease Trust ARSN 128 052 595

007399 000 LLC



MR IVAN ROSS &
MRS AMANDA JAYNE ROSS
<IVAN ROSS SUPER FUND A/C>
18 REDFERN STREET
COWRA NSW 2794

Update your information:

33



Online:
www.investorcentre.com/au/contact



By Mail:
Computershare Investor Services Pty Limited
GPO Box 2975 Melbourne
VIC 3001 Australia

Enquiries:

(within Australia) 1800 230 300
(international) +61 (03) 9946 4460
lendlease@computershare.com.au

Holder Identification Number (HIN)

HIN WITHHELD

ASX Code	LLC
TFN/ABN Status*	Quoted
Record Date	26 August 2019
Payment Date	16 September 2019
Direct Credit Reference No.	837410

2019 Final Distribution

This distribution statement details your final distribution for the period ended 30 June 2019. This distribution is payable on the securities that were registered in your name as at the Record Date. If you are in any doubt as to your tax position you should seek professional advice.

Class Description	Amount per Security	Number of Securities	Franked Amount	Unfranked Amount	Gross Payment
Lendlease Corporation Limited shares	9.504143 cents	1,000	\$0.00	\$95.04	\$95.04
Lendlease Trust units	20.495857 cents	1,000	\$0.00	\$204.96	\$204.96
Total - Stapled Securities	30.000000 cents	1,000	\$0.00	\$300.00	\$300.00
				Less resident withholding tax *	\$0.00
				Less non-resident withholding tax ^	\$0.00
				Net Payment	\$300.00
				Franking Credit	\$0.00

The final distribution of \$0.30 per Stapled Security is comprised of an unfranked dividend of 9.504143 cents per share paid by Lendlease Corporation Limited, and a trust distribution of 20.495857 cents per unit paid by Lendlease Trust. The whole of the unfranked amount of the dividend has been declared to be conduit foreign income. The conduit foreign income amount of the dividend is not subject to non-resident withholding tax. For future dividends, the conduit foreign income amount is likely to be less than the whole amount of the unfranked dividend.

Important Information is also contained on the back of this page

Your Payment Instruction

NATIONAL AUSTRALIA BANK LTD
BSB: 083-088 Account number: XXXXXXXX44

Amount Deposited

AUD\$300.00

34

Rural Funds Group | ASX: RFF



Rural Funds Management Ltd
ABN 65 077 492 838
AFSL 226701

Level 2, 2 King Street Deakin ACT 2600
Locked Bag 150 Kingston ACT 2604

P 1800 026 665
F 1800 625 518
E investorservices@ruralfunds.com.au
W www.ruralfunds.com.au

MR IVAN ROSS &
MRS AMANDA JAYNE ROSS
<IVAN ROSS SUPER FUND A/C>
18 REDFERN STREET
COWRA NSW 2794

Reference Number: S00092672913
TFN/ABN Status: Quoted
Record Date: 30/06/2020
Payment Date: 31/07/2020

Distribution Statement

Payment Description: June 2020 Quarterly Distribution

ASX Code: RFF


Fund: Rural Funds Group Stapled Securities Fully Paid

Number of units held at Record Date	Distribution Rate per unit	Gross Distribution ¹	Withholding Tax ²	Net Distribution
15,000	2.7118 cents	\$406.77	Nil	\$406.77

- All distributions are in Australian dollars.
- Withholding tax is deducted if your TFN or ABN has not been recorded or if non-resident withholding tax applies.


Please see reverse for Direct Credit Instructions

S00092672913



Managing good assets with good people.

Scan to read an article on Rural Funds Group's contribution to the global food system >



How to scan a QR code

- Open the Camera app on your device.
- Hold your device so that the QR code appears in the viewfinder and your device recognises the QR code and shows a notification. If this does not work, download a QR app from your app store.
- Tap the notification to open the link.

All correspondence to:



Boardroom Pty Limited
GPO Box 3993
Sydney NSW 2001

Tel: 1300 737 760 (within Australia)
Tel: +61 2 9290 9600 (outside Australia)
Fax: +61 2 9279 0664

ABN 14 003 209 836
enquiries@boardroomlimited.com.au
www.boardroomlimited.com.au