
Workpapers - 2023 Financial Year

R&B McDougall Superannuation Fund

Preparer: Rhonda Wilkinson

Reviewer: John Curley

Printed: 30 January 2024

Lead Schedule

2023 Financial Year

Code	Workpaper	CY Balance	LY Balance	Change	Status
23800	Distributions Received	(\$9,321.48)	(\$7,545.07)	23.54%	Completed
23900	Dividends Received	(\$37,535.23)	(\$34,561.59)	8.6%	Completed
24200	Contributions	(\$27,735.00)		100%	Completed
24700	Changes in Market Values of Investments	(\$142,164.06)	\$57,814.15	(345.9)%	Completed
25000	Interest Received	(\$1,280.10)	(\$889.97)	43.84%	Completed
30100	Accountancy Fees	\$2,321.16	\$2,431.14	(4.52)%	Completed
30150	Administration Fees	\$1,767.31	\$1,418.59	24.58%	Completed
30200	Actuarial Certificate	\$110.00		100%	Completed
30400	ATO Supervisory Levy	\$259.00	\$518.00	(50)%	Completed
30700	Auditor's Remuneration	\$385.00	\$385.00	0%	Completed
30800	ASIC Fees	\$59.00		100%	Completed
30900	Advisor Fees	\$14,435.18	\$15,049.24	(4.08)%	Completed
37500	Investment Expenses		\$1,023.84	100%	Completed
41600	Pensions Paid	\$16,950.00	\$14,640.00	15.78%	Completed
48500	Income Tax Expense	\$3,117.29	(\$12,834.22)	(124.29)%	Completed
49000	Profit/Loss Allocation Account	\$178,631.93	(\$37,449.11)	(577)%	Completed
50000	Members	(\$1,823,227.13)	(\$1,644,595.20)	10.86%	Completed
60400	Bank Accounts	\$62,654.80	\$74,512.28	(15.91)%	Completed

Code	Workpaper	CY Balance	LY Balance	Change	Status
61800	Distributions Receivable	\$2,173.76	\$3,276.72	(33.66)%	Completed
72300	Derivatives (Options, Hybrids, Future Contracts)	\$3,536.25	\$602.05	487.37%	Completed
72450	Fixed Interest Securities (Australian) - Unitised	\$0.00	\$12,838.00	100%	N/A - Not Applicable
74700	Managed Investments (Australian)	\$87,665.98	\$88,159.83	(0.56)%	Completed
77600	Shares in Listed Companies (Australian)	\$795,640.60	\$681,467.14	16.75%	Completed
77700	Shares in Listed Companies (Overseas)	\$392,289.04	\$318,975.12	22.98%	Completed
77800	Shares in Unlisted Private Companies (Australian)	\$300,000.00	\$275,000.00	9.09%	Completed
78000	Stapled Securities	\$19,551.00	\$19,729.36	(0.9)%	Completed
78200	Units in Listed Unit Trusts (Australian)	\$163,744.07	\$161,574.91	1.34%	Completed
85000	Income Tax Payable /Refundable	\$5,729.62	\$9,370.87	(38.86)%	Completed
89000	Deferred Tax Liability /Asset	(\$9,757.99)	(\$911.08)	971.04%	Completed
A	Financial Statements				Completed
B	Permanent Documents				Completed
C	Other Documents				N/A - Not Applicable
D	Pension Documentation				N/A - Not Applicable
E	Estate Planning				N/A - Not Applicable

23800 - Distributions Received

2023 Financial Year

Preparer Rhonda Wilkinson

Reviewer John Curley

Status Completed

Account Code	Description	CY Balance	LY Balance	Change
ETL0019AU1	PIMCO Global Credit Fd -Wsale CI	(\$930.79)	(\$348.74)	166.9%
HOW3590AU	Lennox Australian Small Comp Fd	(\$1,141.49)	(\$923.92)	23.55%
PLUS.AX1	Vaneck Australian Corporate Bond PLUS Etf	(\$1,077.82)	(\$862.26)	25%
SUBD.AX	Vaneck Australian Subordinated Debt Etf	(\$1,608.26)	(\$707.93)	127.18%
TCL.AX4	Transurban Group	(\$809.48)	(\$547.43)	47.87%
VAP.AX1	Vanguard Australian Property Securities Index Etf	(\$3,753.64)	(\$4,154.79)	(9.66)%
TOTAL		CY Balance	LY Balance	
		(\$9,321.48)	(\$7,545.07)	

Supporting Documents

- Distribution Reconciliation Report [Report](#)
- 2023 Distributions Netwealth Portfolio.pdf

External URLs

No External URLs

Standard Checklist

- Attach a copy of all Tax Statements
- Attach a copy of Distribution Reconciliation Report
- Ensure all Distributions have been reviewed on [Distribution Tax Automation](#)

R&B McDougall Superannuation Fund

Distribution Reconciliation Report

For The Period 01 July 2022 - 30 June 2023

Date	Non Primary Production Income (A) * ₁					Distributed Capital Gains (B) * ₂					Foreign Income * ₃		Non-Assessable			Taxable Income
	Payment Received	Franked	Unfranked	Interest/ Other	Franking Credits	Discounted (After Discount)	Rate * ₅	CGT Concession	Indexed	Other	Foreign Income	Foreign Credits	Tax Exempt	Tax Free	Tax Deferred / AMIT * ₆	
28/06/2023	418.46						S								0.00	
30/06/2023	0.00	29.08	0.00	357.74	12.47	1.11	I	1.11	0.00	0.00	0.00	0.00	0.00	0.00	420.44	400.40
	809.48	29.08	0.00	357.74	12.47	1.11		1.11	0.00	0.00	0.00	0.00	0.00	0.00	420.44	400.40
<i>Net Cash Distribution:</i>		809.48														
	809.48	29.08	0.00	357.74	12.47	1.11		1.11	0.00	0.00	0.00	0.00	0.00	0.00	420.44	400.40

Units in Listed Unit Trusts (Australian)

PLUS.AX Vaneck Australian Corporate Bond PLUS Etf

18/10/2022	246.36						S								0.00	
16/11/2022	92.39						S								0.00	
16/12/2022	92.39						S								0.00	
23/01/2023	92.39						S								0.00	
16/02/2023	92.38						S								0.00	
16/03/2023	92.38						S								0.00	
20/04/2023	92.38						S								0.00	
16/05/2023	92.39						S								0.00	
19/06/2023	92.38						S								0.00	
30/06/2023	92.38			451.18			S				55.18				571.46	506.36
	1,077.82			451.18							55.18				571.46	506.36

R&B McDougall Superannuation Fund
Distribution Reconciliation Report

For The Period 01 July 2022 - 30 June 2023

Date	Non Primary Production Income (A) * ₁					Distributed Capital Gains (B) * ₂					Foreign Income * ₃		Non-Assessable			Taxable Income
	Payment Received	Franked	Unfranked	Interest/ Other	Franking Credits	Discounted (After Discount)	Rate * ₅	CGT Concession	Indexed	Other	Foreign Income	Foreign Credits	Tax Exempt	Tax Free	Tax Deferred / AMIT * ₆	
20/04/2023	962.25						S								0.00	
30/06/2023	994.02	309.33		1,423.96	145.01	1,071.94	I	1,071.94			55.24			(178.77)	3,005.48	
	3,753.64	309.33		1,423.96	145.01	1,071.94		1,071.94			55.24			(178.77)	3,005.48	
<i>Net Cash Distribution:</i>		3,753.64														
	6,439.72	309.33		3,253.42	145.01	1,071.94		1,071.94			133.09			600.00	4,912.79	

R&B McDougall Superannuation Fund

Distribution Reconciliation Report

For The Period 01 July 2022 - 30 June 2023

Date	Non Primary Production Income (A) * ₁			Distributed Capital Gains (B) * ₂				Foreign Income * ₃		Non-Assessable				Taxable Income		
	Payment Received	Franked	Unfranked	Interest/ Other	Franking Credits	Discounted (After Discount)	Rate * ₅	CGT Concession	Indexed	Other	Foreign Income	Foreign Credits	Tax Exempt		Tax Free	Tax Deferred / AMIT * ₆
TOTAL	9,321.48	569.82	70.80	3,647.68	312.96	1,445.75		1,445.73	0.00	0.00	190.47	14.93	0.00	0.00	1,951.23	6,252.41

Total Distributed Gains

Discount Rate	Discounted	Gross
Superfund 1/3	0.00	0.00
Individual 50%(I)	1,445.75	2,891.50
Total	1,445.75	2,891.50

*₁ Summary of Non Primary Production Income (A)

Tax Label	Franked	Unfranked	Interest/Other	Less Other Deduction	Income Before Credits * ₇	Franking Credits	Total Including Credits
11M Gross trust distributions	569.82	70.80	3,647.68	0.00	4,288.30	312.96	4,601.26

*₂ Forms part of the Net Capital Gains calculation for Tax Label 11A.

*₃ Forms part of the Foreign Credits calculation for Tax Label 11D, D1, 13C1.

*₄ Taxable Income is designed to match Tax Statement provided by Fund Manager.

Taxable Income in the SMSF Annual Return will be different due to application of Capital Losses in Net Capital Gain calculation and application of different discount method.

*₅ This is the discount rate selected for the transaction. "S" being Super Funds at 1/3 and "I" being Individual at 50%.

*₆ AMIT cost base net increase is reflected as negative amount i.e. negative tax deferred and AMIT cost base net decrease is reflected as positive amount i.e. positive tax deferred.

*₇ Sum of Income Before Credits reconciles with Taxable Trust Distributions in Statement of Taxable Income.

^ Variance between Payment Received and Net Cash Distribution.

Wrap Tax Statement

Financial Year ended 30/06/2023



Schedule 2 - Distributions and dividends

Asset code	Record date	Receipt date	Franked \$	Unfranked / other \$	Non assessable \$	Cost base reductions \$	Capital gains \$	Foreign income \$	Total \$	Franking credits \$	AMIT cost base decrease/ (increase) \$	Tax Offsets and Credits \$	No TFN withholding tax \$	Non-resident withholding tax \$
Section 1 - Managed Fund and Trust Distributions														
Lennox Australian Small Companies Fund														
HOW3590AU	31/12/2022	10/01/2023	0.00	221.03	0.00	0.00	0.00	0.00	221.03	0.00	0.00	0.00	0.00	0.00
HOW3590AU	22/06/2023	29/06/2023	0.00	670.81	0.00	0.00	0.00	0.00	670.81	0.00	0.00	0.00	0.00	0.00
HOW3590AU	30/06/2023	13/07/2023	0.00	249.65	0.00	0.00	0.00	0.00	249.65	0.00	0.00	0.00	0.00	0.00
HOW3590AU	30/06/2023	30/06/2023	231.41	(1,034.16)	0.00	0.00	745.37	57.38	0.00	155.48	0.00	0.00	0.00	0.00
Subtotal			231.41	107.33	0.00	0.00	745.37	57.38	1,141.49	155.48	0.00	0.00	0.00	0.00
PIMCO Global Credit Fund - Wholesale Class														
ETL0019AU	30/09/2022	05/10/2022	0.00	223.97	0.00	0.00	0.00	0.00	223.97	0.00	0.00	0.00	0.00	0.00
ETL0019AU	31/12/2022	05/01/2023	0.00	226.59	0.00	0.00	0.00	0.00	226.59	0.00	0.00	0.00	0.00	0.00
ETL0019AU	31/03/2023	05/04/2023	0.00	230.27	0.00	0.00	0.00	0.00	230.27	0.00	0.00	0.00	0.00	0.00
ETL0019AU	30/06/2023	12/07/2023	0.00	249.96	0.00	0.00	0.00	0.00	249.96	0.00	0.00	0.00	0.00	0.00
ETL0019AU	30/06/2023	30/06/2023	0.00	(930.79)	930.79	0.00	0.00	0.00	0.00	0.00	930.79	0.00	0.00	0.00
Subtotal			0.00	0.00	930.79	0.00	0.00	0.00	930.79	0.00	930.79	0.00	0.00	0.00
Transurban Group														
TCL	01/07/2022	23/08/2022	27.44	0.00	0.00	0.00	0.00	0.00	27.44	11.76	0.00	0.00	0.00	0.00
TCL	28/12/2022	13/02/2023	0.00	363.58	0.00	0.00	0.00	0.00	363.58	0.00	0.00	0.00	0.00	0.00
TCL	28/06/2023	21/08/2023	0.00	418.46	0.00	0.00	0.00	0.00	418.46	0.00	0.00	0.00	0.00	0.00
TCL	30/06/2023	30/06/2023	0.00	(182.06)	182.06	0.00	0.00	0.00	0.00	0.00	182.06	0.00	0.00	0.00
TCL	30/06/2023	30/06/2023	1.64	(242.24)	238.38	0.00	2.22	0.00	0.00	0.71	238.38	0.00	0.00	0.00
Subtotal			29.08	357.74	420.44	0.00	2.22	0.00	809.48	12.47	420.44	0.00	0.00	0.00
VanEck Australian Corporate Bond Plus ETF														
PLUS	02/10/2022	18/10/2022	0.00	246.36	0.00	0.00	0.00	0.00	246.36	0.00	0.00	0.00	0.00	0.00
PLUS	01/11/2022	16/11/2022	0.00	92.39	0.00	0.00	0.00	0.00	92.39	0.00	0.00	0.00	0.00	0.00
PLUS	01/12/2022	16/12/2022	0.00	92.39	0.00	0.00	0.00	0.00	92.39	0.00	0.00	0.00	0.00	0.00
PLUS	04/01/2023	23/01/2023	0.00	92.39	0.00	0.00	0.00	0.00	92.39	0.00	0.00	0.00	0.00	0.00

Wrap Tax Statement

Financial Year ended 30/06/2023



Schedule 2 - Distributions and dividends

Asset code	Record date	Receipt date	Franked \$	Unfranked / other \$	Non assessable \$	Cost base reductions \$	Capital gains \$	Foreign income \$	Total \$	Franking credits \$	AMIT cost base decrease/ (increase) \$	Tax Offsets and Credits \$	No TFN withholding tax \$	Non-resident withholding tax \$
PLUS	31/01/2023	16/02/2023	0.00	92.38	0.00	0.00	0.00	0.00	92.38	0.00	0.00	0.00	0.00	0.00
PLUS	28/02/2023	16/03/2023	0.00	92.38	0.00	0.00	0.00	0.00	92.38	0.00	0.00	0.00	0.00	0.00
PLUS	03/04/2023	20/04/2023	0.00	92.38	0.00	0.00	0.00	0.00	92.38	0.00	0.00	0.00	0.00	0.00
PLUS	28/04/2023	16/05/2023	0.00	92.39	0.00	0.00	0.00	0.00	92.39	0.00	0.00	0.00	0.00	0.00
PLUS	31/05/2023	19/06/2023	0.00	92.38	0.00	0.00	0.00	0.00	92.38	0.00	0.00	0.00	0.00	0.00
PLUS	30/06/2023	25/07/2023	0.00	92.38	0.00	0.00	0.00	0.00	92.38	0.00	0.00	0.00	0.00	0.00
PLUS	30/06/2023	30/06/2023	0.00	(626.64)	571.46	0.00	0.00	55.18	0.00	0.00	571.46	0.00	0.00	0.00
Subtotal			0.00	451.18	571.46	0.00	0.00	55.18	1,077.82	0.00	571.46	0.00	0.00	0.00

VanEck Australian Subordinated Debt ETF

SUBD	01/08/2022	16/08/2022	0.00	92.34	0.00	0.00	0.00	0.00	92.34	0.00	0.00	0.00	0.00	0.00
SUBD	31/08/2022	16/09/2022	0.00	92.34	0.00	0.00	0.00	0.00	92.34	0.00	0.00	0.00	0.00	0.00
SUBD	03/10/2022	18/10/2022	0.00	100.04	0.00	0.00	0.00	0.00	100.04	0.00	0.00	0.00	0.00	0.00
SUBD	01/11/2022	16/11/2022	0.00	107.73	0.00	0.00	0.00	0.00	107.73	0.00	0.00	0.00	0.00	0.00
SUBD	30/11/2022	16/12/2022	0.00	130.81	0.00	0.00	0.00	0.00	130.81	0.00	0.00	0.00	0.00	0.00
SUBD	05/01/2023	23/01/2023	0.00	146.20	0.00	0.00	0.00	0.00	146.20	0.00	0.00	0.00	0.00	0.00
SUBD	31/01/2023	16/02/2023	0.00	146.21	0.00	0.00	0.00	0.00	146.21	0.00	0.00	0.00	0.00	0.00
SUBD	28/02/2023	16/03/2023	0.00	153.90	0.00	0.00	0.00	0.00	153.90	0.00	0.00	0.00	0.00	0.00
SUBD	31/03/2023	20/04/2023	0.00	153.90	0.00	0.00	0.00	0.00	153.90	0.00	0.00	0.00	0.00	0.00
SUBD	30/04/2023	16/05/2023	0.00	153.90	0.00	0.00	0.00	0.00	153.90	0.00	0.00	0.00	0.00	0.00
SUBD	31/05/2023	19/06/2023	0.00	161.60	0.00	0.00	0.00	0.00	161.60	0.00	0.00	0.00	0.00	0.00
SUBD	30/06/2023	25/07/2023	0.00	169.29	0.00	0.00	0.00	0.00	169.29	0.00	0.00	0.00	0.00	0.00
SUBD	30/06/2023	30/06/2023	0.00	(229.98)	207.31	0.00	0.00	22.67	0.00	0.00	207.31	0.00	0.00	0.00
Subtotal			0.00	1,378.28	207.31	0.00	0.00	22.67	1,608.26	0.00	207.31	0.00	0.00	0.00

Vanguard Australian Property Securities Index ETF

VAP	30/09/2022	18/10/2022	0.00	693.07	0.00	0.00	0.00	0.00	693.07	0.00	0.00	0.00	0.00	0.00
VAP	03/01/2023	18/01/2023	0.00	1,104.30	0.00	0.00	0.00	0.00	1,104.30	0.00	0.00	0.00	0.00	0.00
VAP	03/04/2023	20/04/2023	0.00	962.25	0.00	0.00	0.00	0.00	962.25	0.00	0.00	0.00	0.00	0.00
VAP	30/06/2023	18/07/2023	0.00	994.02	0.00	0.00	0.00	0.00	994.02	0.00	0.00	0.00	0.00	0.00

Wrap Tax Statement

Financial Year ended 30/06/2023

Schedule 2 - Distributions and dividends

Asset code	Record date	Receipt date	Franked \$	Unfranked / other \$	Non assessable \$	Cost base reductions \$	Capital gains \$	Foreign income \$	Total \$	Franking credits \$	AMIT cost base decrease/ (increase) \$	Tax Offsets and Credits \$	No TFN withholding tax \$	Non-resident withholding tax \$
VAP	30/06/2023	30/06/2023	309.33	(2,329.68)	0.00	0.00	2,143.88	55.24	178.77	145.01	(178.77)	0.00	0.00	0.00
Subtotal			309.33	1,423.96	0.00	0.00	2,143.88	55.24	3,932.41	145.01	(178.77)	0.00	0.00	0.00

Total managed fund and trust distributions			569.82	3,718.49	2,130.00	0.00	2,891.47	190.47	9,500.25	312.96	1,951.23	0.00	0.00	0.00
---	--	--	---------------	-----------------	-----------------	-------------	-----------------	---------------	-----------------	---------------	-----------------	-------------	-------------	-------------

Section 2 - Dividends

Amcors PLC CDI

AMC	06/09/2022	28/09/2022	0.00	0.00	0.00	0.00	0.00	187.96	187.96	0.00	0.00	0.00	0.00	0.00
AMC	21/11/2022	13/12/2022	0.00	0.00	0.00	0.00	0.00	211.71	211.71	0.00	0.00	0.00	0.00	0.00
AMC	27/02/2023	21/03/2023	0.00	0.00	0.00	0.00	0.00	188.40	188.40	0.00	0.00	0.00	0.00	0.00
AMC	22/05/2023	20/06/2023	0.00	0.00	0.00	0.00	0.00	200.70	200.70	0.00	0.00	0.00	0.00	0.00
Subtotal			0.00	0.00	0.00	0.00	0.00	788.77	788.77	0.00	0.00	0.00	0.00	0.00

American Express Company

AXP.NY	01/07/2022	10/08/2022	0.00	0.00	0.00	0.00	0.00	24.38	24.38	0.00	0.00	0.00	0.00	0.00
AXP.NY	01/07/2022	10/08/2022	0.00	0.00	0.00	0.00	0.00	23.63	23.63	0.00	0.00	0.00	0.00	0.00
AXP.NY	12/10/2022	10/11/2022	0.00	0.00	0.00	0.00	0.00	51.12	51.12	0.00	0.00	0.00	0.00	0.00
AXP.NY	04/01/2023	10/02/2023	0.00	0.00	0.00	0.00	0.00	49.15	49.15	0.00	0.00	0.00	0.00	0.00
AXP.NY	07/04/2023	10/05/2023	0.00	0.00	0.00	0.00	0.00	58.95	58.95	0.00	0.00	0.00	0.00	0.00
Subtotal			0.00	0.00	0.00	0.00	0.00	207.23	207.23	0.00	0.00	0.00	0.00	0.00

ANZ Convertible Perpetual Cap Notes 6 20/09/2030

ANZPI	06/09/2022	20/09/2022	215.03	0.00	0.00	0.00	0.00	0.00	215.03	92.15	0.00	0.00	0.00	0.00
ANZPI	06/12/2022	20/12/2022	258.30	0.00	0.00	0.00	0.00	0.00	258.30	110.70	0.00	0.00	0.00	0.00
AN3PI	06/03/2023	20/03/2023	269.99	0.00	0.00	0.00	0.00	0.00	269.99	115.71	0.00	0.00	0.00	0.00
AN3PI	06/06/2023	20/06/2023	297.39	0.00	0.00	0.00	0.00	0.00	297.39	127.45	0.00	0.00	0.00	0.00
Subtotal			1,040.71	0.00	0.00	0.00	0.00	0.00	1,040.71	446.01	0.00	0.00	0.00	0.00

ANZ Convertible Perpetual Cap Notes 8 20/09/2032

23900 - Dividends Received

2023 Financial Year

Preparer Rhonda Wilkinson

Reviewer John Curley

Status Completed

Account Code	Description	CY Balance	LY Balance	Change
AAPL.NDQ	Apple Inc.	(\$141.20)	(\$128.48)	9.9%
AMC.AX	Amcors Plc	(\$788.77)	(\$712.98)	10.63%
AN3PI	AN3PI	(\$567.38)		100%
AN3PK.AX1	Australia And New Zealand Banking Group Limited. (Netwealth Portfolio)	(\$326.58)		100%
ANZ.AX	ANZ Group Holdings Limited	(\$1,133.46)	(\$1,066.42)	6.29%
ANZPD.AX	Australia And New Zealand Banking Group Limited		(\$130.31)	100%
ANZPE.AX	Australia And New Zealand Banking Group Limited		(\$339.37)	100%
ANZPI.AX	Australia And New Zealand Banking Group Limited	(\$473.33)	(\$515.35)	(8.15)%
APX.AX	Appen Limited		(\$31.04)	100%
AXP.NYE	American Express Co.	(\$207.23)	(\$166.41)	24.53%
BHP.AX	BHP Group Limited	(\$2,325.79)	(\$7,081.14)	(67.16)%
BIN.AX	Bingo Industries Limited		(\$332.51)	100%
BXB.AX	Brambles Limited	(\$450.12)	(\$377.66)	19.19%
CBA.AX	Commonwealth Bank of Australia	(\$789.60)	(\$5,615.24)	(85.94)%
CBAPD.AX1	Commonwealth Bank Of Australia.	(\$427.60)	(\$593.24)	(27.92)%
CBAPF.AX	Commonwealth Bank Of Australia.		(\$233.60)	100%
CBAPI.AX	Commonwealth Bank Of Australia.		(\$152.07)	100%
CBAPK.AX	Commonwealth Bank Of Australia.	(\$1,126.70)	(\$125.60)	797.05%

Account Code	Description	CY Balance	LY Balance	Change
CBAPL.AX	Commonwealth Bank Of Australia.	(\$741.69)		100%
COH.AX	Cochlear Limited	(\$201.00)	(\$197.65)	1.69%
COL.AX	Coles Group Limited.	(\$596.64)	(\$551.44)	8.2%
COST.NDQ	Costco Wholesale Corp		(\$21.07)	100%
CSL.AX	CSL Limited	(\$422.47)	(\$376.57)	12.19%
GILD.NDQ	Gilead Sciences Inc.	(\$467.50)	(\$420.21)	11.25%
HD.NYE	Home Depot, Inc.	(\$265.39)	(\$220.97)	20.1%
IAGPD.AX	Insurance Australia Group Limited	(\$808.37)	(\$1,381.34)	(41.48)%
IAGPE.AX	Insurance Australia Group Limited	(\$855.71)		100%
JNJ.NYE	Johnson & Johnson	(\$259.18)	(\$224.61)	15.39%
JPM.NYE	JPMorgan Chase & Co.	(\$418.00)	(\$379.00)	10.29%
MA.NYE	Mastercard Incorporated - Ordinary Shares - Class A	(\$65.07)	(\$54.44)	19.53%
MBLPC.AX	Macquarie Bank Limited (Netwealth Portfolio)	(\$1,734.90)	(\$1,087.78)	59.49%
MBLPD.AX	Macquarie Bank Limited	(\$1,418.91)	(\$590.96)	140.1%
MFG.AX	Magellan Financial Group Limited	(\$245.50)	(\$475.30)	(48.35)%
MMM.NYE	3M Co.		(\$76.38)	100%
MQG.AX	Macquarie Group Limited	(\$1,950.00)	(\$952.99)	104.62%
MQGPD.AX	Macquarie Group Limited	(\$1,641.84)	(\$995.79)	64.88%
MQGPF.AX	Macquarie Group Limited	(\$1,040.00)		100%
MRK.NYE	Merck & Co Inc	(\$294.26)	(\$252.35)	16.61%
MSFT.NDQ	Microsoft Corporation	(\$253.60)	(\$215.87)	17.48%

Account Code	Description	CY Balance	LY Balance	Change
NABPF.AX	National Australia Bank Limited	(\$1,311.69)	(\$771.25)	70.07%
NCM.AX	Newcrest Mining Limited	(\$477.32)	(\$385.29)	23.89%
OGN.NYE	Organon & Co.	(\$10.48)	(\$9.74)	7.6%
ORG.AX	Origin Energy Limited	(\$882.10)	(\$534.59)	65%
PFE.NYE	Pfizer Inc.	(\$358.28)	(\$331.19)	8.18%
RHCPA.AX	Ramsay Health Care Limited	(\$1,416.87)	(\$983.46)	44.07%
RMD.AX	Resmed Inc	(\$103.23)	(\$94.09)	9.71%
SUNPF.AX	Suncorp Group Limited		(\$210.72)	100%
SUNPI.AX	Suncorp Group Limited	(\$3,049.43)	(\$1,145.86)	166.13%
TSM.NYE	Taiwan Semiconductor Manufacturing - ADR	(\$158.87)	(\$153.21)	3.69%
WBC.AX	Westpac Banking Corporation	(\$984.90)	(\$889.35)	10.74%
WBCPI.AX	Westpac Banking Corporation (Netwealth Portfolio)	(\$1,277.83)	(\$731.33)	74.73%
WBCPL.AX	Westpac Banking Corporation	(\$836.94)		100%
WDS.AX	Woodside Energy Group Ltd	(\$3,446.11)		100%
WES.AX	Wesfarmers Limited	(\$366.60)	(\$331.50)	10.59%
WOW.AX	Woolworths Group Limited	(\$416.79)	(\$395.74)	5.32%
WPL.AX	Woodside Petroleum Ltd		(\$1,518.13)	100%
TOTAL		CY Balance	LY Balance	
		(\$37,535.23)	(\$34,561.59)	

Supporting Documents

- [Investment Income Comparison Report](#) Report

- Dividend Reconciliation Report [Report](#)
- 2023 Dividends Netwealth Portfolio.pdf

External URLs

No External URLs

Standard Checklist

- Attach copies of all dividend statements
- Attach copy of Dividend Reconciliation Report
- Attach copy of Investment Income Comparison Report

R&B McDougall Superannuation Fund

Dividend Reconciliation Report

For The Period 01 July 2022 - 30 June 2023

Date	Net Payment Received	Australian Income			Foreign Income			Withheld		
		Unfranked	Franked	Franking Credits	Foreign Income	Foreign Credits	NZ Credits	TFN Withheld	Non-Resident	LIC Deduction
Shares in Listed Companies (Australian)										
AMC.AX Amcor Plc										
28/09/2022	187.96				187.96	0.00				
13/12/2022	211.71				211.71	0.00				
21/03/2023	188.40				188.40	0.00				
20/06/2023	200.70				200.70	0.00				
	788.77				788.77	0.00				
AN3PI AN3PI										
20/03/2023	269.99		269.99	115.71	0.00	0.00				
20/06/2023	297.39		297.39	127.45	0.00	0.00				
	567.38		567.38	243.16	0.00	0.00				
AN3PK.AX Australia And New Zealand Banking Group Limited. (Netwealth Portfolio)										
20/06/2023	326.58		326.58	139.96	0.00	0.00				
	326.58		326.58	139.96	0.00	0.00				
ANZ.AX ANZ Group Holdings Limited										
01/07/2022	540.72		540.72	231.73	0.00	0.00				
15/12/2022	592.74		592.74	254.03	0.00	0.00				

R&B McDougall Superannuation Fund

Dividend Reconciliation Report

For The Period 01 July 2022 - 30 June 2023

Date	Net Payment Received	Australian Income			Foreign Income			Withheld		
		Unfranked	Franked	Franking Credits	Foreign Income	Foreign Credits	NZ Credits	TFN Withheld	Non-Resident	LIC Deduction
	1,133.46		1,133.46	485.76	0.00	0.00				
ANZPI.AX Australia And New Zealand Banking Group Limited										
20/09/2022	215.03		215.03	92.15	0.00	0.00				
20/12/2022	258.30		258.30	110.70	0.00	0.00				
	473.33		473.33	202.85	0.00	0.00				
BHP.AX BHP Group Limited										
22/09/2022	1,515.79		1,515.79	649.63	0.00	0.00				
30/03/2023	810.00		810.00	347.14	0.00	0.00				
	2,325.79		2,325.79	996.77	0.00	0.00				
BXB.AX Brambles Limited										
13/10/2022	222.35	144.53	77.82	33.35	0.00	0.00				
13/04/2023	227.77	148.05	79.72	34.17	0.00	0.00				
	450.12	292.58	157.54	67.52	0.00	0.00				
CBA.AX Commonwealth Bank of Australia										
29/09/2022	394.80		394.80	169.20	0.00	0.00				
30/03/2023	394.80		394.80	169.20	0.00	0.00				
	789.60		789.60	338.40	0.00	0.00				

R&B McDougall Superannuation Fund

Dividend Reconciliation Report

For The Period 01 July 2022 - 30 June 2023

Date	Net Payment Received	Australian Income			Foreign Income			Withheld		
		Unfranked	Franked	Franking Credits	Foreign Income	Foreign Credits	NZ Credits	TFN Withheld	Non-Resident	LIC Deduction
CBAPD.AX Commonwealth Bank Of Australia.										
15/09/2022	235.29		235.29	100.84	0.00	0.00				
15/11/2022	192.31		192.31	82.41	0.00	0.00				
	427.60		427.60	183.25	0.00	0.00				
CBAPK.AX Commonwealth Bank Of Australia.										
15/09/2022	227.19		227.19	97.37	0.00	0.00				
15/12/2022	277.58		277.58	118.96	0.00	0.00				
15/03/2023	295.15		295.15	126.50	0.00	0.00				
15/06/2023	326.78		326.78	140.04	0.00	0.00				
	1,126.70		1,126.70	482.87	0.00	0.00				
CBAPL.AX Commonwealth Bank Of Australia.										
15/03/2023	401.79	0.00	401.79	172.20						
15/06/2023	339.90	0.00	339.90	145.67						
	741.69	0.00	741.69	317.87						
COH.AX Cochlear Limited										
17/10/2022	97.15	58.29	38.86	16.66	0.00	0.00				
14/04/2023	103.85	67.50	36.35	15.58	0.00	0.00				

R&B McDougall Superannuation Fund

Dividend Reconciliation Report

For The Period 01 July 2022 - 30 June 2023

Date	Net Payment Received	Australian Income			Foreign Income			Withheld		
		Unfranked	Franked	Franking Credits	Foreign Income	Foreign Credits	NZ Credits	TFN Withheld	Non-Resident	LIC Deduction
	201.00	125.79	75.21	32.24	0.00	0.00				
COL.AX Coles Group Limited.										
28/09/2022	271.20		271.20	116.23	0.00	0.00				
30/03/2023	325.44		325.44	139.47	0.00	0.00				
	596.64		596.64	255.70	0.00	0.00				
CSL.AX CSL Limited										
05/10/2022	219.79	197.81	21.98	9.42	0.00	0.00				
05/04/2023	202.68	202.68		0.00	0.00	0.00				
	422.47	400.49	21.98	9.42	0.00	0.00				
IAGPD.AX Insurance Australia Group Limited										
15/09/2022	360.16	108.06	252.10	108.04	0.00	0.00				
15/12/2022	414.56	124.37	290.19	124.37	0.00	0.00				
22/12/2022	33.65	10.10	23.55	10.09	0.00	0.00				
	808.37	242.53	565.84	242.50	0.00	0.00				
IAGPE.AX Insurance Australia Group Limited										
15/03/2023	392.09	274.46	117.63	50.41						
15/06/2023	463.62	324.53	139.09	59.61						

R&B McDougall Superannuation Fund

Dividend Reconciliation Report

For The Period 01 July 2022 - 30 June 2023

Date	Net Payment Received	Australian Income			Foreign Income			Withheld		
		Unfranked	Franked	Franking Credits	Foreign Income	Foreign Credits	NZ Credits	TFN Withheld	Non-Resident	LIC Deduction
	855.71	598.99	256.72	110.02						
MBLPC.AX Macquarie Bank Limited (Netwealth Portfolio)										
21/09/2022	378.37	227.02	151.35	64.86	0.00	0.00				
21/12/2022	430.79	258.47	172.32	73.85	0.00	0.00				
21/03/2023	444.67	266.80	177.87	76.23	0.00	0.00				
21/06/2023	481.07	288.64	192.43	82.47	0.00	0.00				
	1,734.90	1,040.93	693.97	297.41	0.00	0.00				
MBLPD.AX Macquarie Bank Limited										
07/09/2022	266.94	160.16	106.78	45.76	0.00	0.00				
07/12/2022	350.25	210.15	140.10	60.04	0.00	0.00				
07/03/2023	380.04	228.02	152.02	65.15	0.00	0.00				
07/06/2023	421.68	253.00	168.68	72.28	0.00	0.00				
	1,418.91	851.33	567.58	243.23	0.00	0.00				
MFG.AX Magellan Financial Group Limited										
06/09/2022	146.07	29.21	116.86	50.08	0.00	0.00				
08/03/2023	99.43	14.92	84.51	36.22	0.00	0.00				
	245.50	44.13	201.37	86.30	0.00	0.00				

R&B McDougall Superannuation Fund

Dividend Reconciliation Report

For The Period 01 July 2022 - 30 June 2023

Date	Net Payment Received	Australian Income			Foreign Income			Withheld		
		Unfranked	Franked	Franking Credits	Foreign Income	Foreign Credits	NZ Credits	TFN Withheld	Non-Resident	LIC Deduction
MQG.AX Macquarie Group Limited										
04/07/2022	1,050.00	630.00	420.00	180.00	0.00	0.00				
13/12/2022	900.00	540.00	360.00	154.29	0.00	0.00				
	1,950.00	1,170.00	780.00	334.29	0.00	0.00				
MQGPD.AX Macquarie Group Limited										
12/09/2022	344.45	206.67	137.78	59.05	0.00	0.00				
12/12/2022	402.23	241.34	160.89	68.96	0.00	0.00				
10/03/2023	415.72	249.43	166.29	71.27	0.00	0.00				
13/06/2023	479.44	287.66	191.78	82.18	0.00	0.00				
	1,641.84	985.10	656.74	281.46	0.00	0.00				
MQGPF.AX Macquarie Group Limited										
12/09/2022	161.44	96.86	64.58	27.68						
12/12/2022	271.25	162.75	108.50	46.50						
13/03/2023	291.24	174.74	116.50	49.93						
13/06/2023	316.07	189.64	126.43	54.18						
	1,040.00	623.99	416.01	178.29						
NABPF.AX National Australia Bank Limited										

R&B McDougall Superannuation Fund
Dividend Reconciliation Report

For The Period 01 July 2022 - 30 June 2023

Date	Net Payment Received	Australian Income			Foreign Income			Withheld		
		Unfranked	Franked	Franking Credits	Foreign Income	Foreign Credits	NZ Credits	TFN Withheld	Non-Resident	LIC Deduction
19/09/2022	283.31		283.31	121.41	0.00	0.00				
19/12/2022	323.54		323.54	138.66	0.00	0.00				
17/03/2023	329.37		329.37	141.16	0.00	0.00				
19/06/2023	375.47		375.47	160.92	0.00	0.00				
	1,311.69		1,311.69	562.15	0.00	0.00				
NCM.AX Newcrest Mining Limited										
29/09/2022	171.18		171.18	73.36	0.00	0.00				
30/03/2023	306.14		306.14	131.21	0.00	0.00				
	477.32		477.32	204.57	0.00	0.00				
ORG.AX Origin Energy Limited										
30/09/2022	441.05	110.26	330.79	141.76	0.00	0.00				
24/03/2023	441.05		441.05	189.02	0.00	0.00				
	882.10	110.26	771.84	330.78	0.00	0.00				
RHCPA.AX Ramsay Health Care Limited										
20/10/2022	583.70		583.70	250.16	0.00	0.00				
20/04/2023	833.17		833.17	357.07	0.00	0.00				
	1,416.87		1,416.87	607.23	0.00	0.00				

R&B McDougall Superannuation Fund

Dividend Reconciliation Report

For The Period 01 July 2022 - 30 June 2023

Date	Net Payment Received	Australian Income			Foreign Income			Withheld		
		Unfranked	Franked	Franking Credits	Foreign Income	Foreign Credits	NZ Credits	TFN Withheld	Non-Resident	LIC Deduction
RMD.AX Resmed Inc										
22/09/2022	25.34				25.34	10.86				
15/12/2022	26.48				26.48	11.34				
16/03/2023	25.26				25.26	10.83				
15/06/2023	26.15				26.15	11.21				
	103.23				103.23	44.24				
SUNPI.AX Suncorp Group Limited										
19/09/2022	635.32		635.32	272.28	0.00	0.00				
19/12/2022	751.43		751.43	322.04	0.00	0.00				
17/03/2023	772.28		772.28	330.98	0.00	0.00				
19/06/2023	890.40		890.40	381.60	0.00	0.00				
	3,049.43		3,049.43	1,306.90	0.00	0.00				
WBC.AX Westpac Banking Corporation										
20/12/2022	470.40		470.40	201.60	0.00	0.00				
27/06/2023	514.50		514.50	220.50	0.00	0.00				
	984.90		984.90	422.10	0.00	0.00				
WBCPI.AX Westpac Banking Corporation (Netwealth Portfolio)										

R&B McDougall Superannuation Fund

Dividend Reconciliation Report

For The Period 01 July 2022 - 30 June 2023

Date	Net Payment Received	Australian Income			Foreign Income			Withheld		
		Unfranked	Franked	Franking Credits	Foreign Income	Foreign Credits	NZ Credits	TFN Withheld	Non-Resident	LIC Deduction
19/09/2022	270.57		270.57	115.96	0.00	0.00				
19/12/2022	316.20		316.20	135.52	0.00	0.00				
20/03/2023	329.96		329.96	141.42	0.00	0.00				
19/06/2023	361.10		361.10	154.75	0.00	0.00				
	1,277.83		1,277.83	547.65	0.00	0.00				
WBCPL.AX Westpac Banking Corporation										
23/09/2022	137.88		137.88	59.09	0.00	0.00				
22/12/2022	220.08		220.08	94.32	0.00	0.00				
22/03/2023	228.58		228.58	97.96	0.00	0.00				
22/06/2023	250.40		250.40	107.32	0.00	0.00				
	836.94		836.94	358.69	0.00	0.00				
WDS.AX Woodside Energy Group Ltd										
06/10/2022	1,468.37		1,468.37	629.31	0.00	0.00				
05/04/2023	1,977.74		1,977.74	847.60	0.00	0.00				
	3,446.11		3,446.11	1,476.91	0.00	0.00				
WES.AX Wesfarmers Limited										
06/10/2022	195.00		195.00	83.57	0.00	0.00				

R&B McDougall Superannuation Fund

Dividend Reconciliation Report

For The Period 01 July 2022 - 30 June 2023

Date	Net Payment Received	Australian Income			Foreign Income			Withheld		
		Unfranked	Franked	Franking Credits	Foreign Income	Foreign Credits	NZ Credits	TFN Withheld	Non-Resident	LIC Deduction
28/03/2023	171.60		171.60	73.54	0.00	0.00				
	366.60		366.60	157.11	0.00	0.00				
WOW.AX Woolworths Group Limited										
27/09/2022	223.13		223.13	95.63	0.00	0.00				
13/04/2023	193.66		193.66	83.00	0.00	0.00				
	416.79		416.79	178.63	0.00	0.00				
	34,636.17	6,486.12	27,258.05	11,681.99	892.00	44.24				

Shares in Listed Companies (Overseas)

AAPL.NDQ Apple Inc.

11/08/2022	16.49				16.49	7.07				
11/08/2022	17.13				17.13	7.35				
10/11/2022	35.60				35.60	15.26				
16/02/2023	34.55				34.55	14.80				
18/05/2023	37.43				37.43	16.04				
	141.20				141.20	60.52				

AXP.NYE American Express Co.

10/08/2022	24.38				24.38	10.45				
------------	-------	--	--	--	-------	-------	--	--	--	--

R&B McDougall Superannuation Fund
Dividend Reconciliation Report

For The Period 01 July 2022 - 30 June 2023

Date	Net Payment Received	Australian Income			Foreign Income			Withheld		
		Unfranked	Franked	Franking Credits	Foreign Income	Foreign Credits	NZ Credits	TFN Withheld	Non-Resident	LIC Deduction
10/08/2022	23.63				23.63	10.13				
10/11/2022	51.12				51.12	21.90				
10/02/2023	49.15				49.15	21.07				
10/05/2023	58.95				58.95	25.26				
	207.23				207.23	88.81				
GILD.NDQ Gilead Sciences Inc.										
29/09/2022	117.95				117.95	50.55				
29/12/2022	113.08				113.08	48.47				
30/03/2023	117.41				117.41	50.32				
29/06/2023	119.06				119.06	51.03				
	467.50				467.50	200.37				
HD.NYE Home Depot, Inc.										
15/09/2022	63.44				63.44	27.19				
15/12/2022	63.32				63.32	27.14				
23/03/2023	70.37				70.37	30.16				
15/06/2023	68.26				68.26	29.25				
	265.39				265.39	113.74				

R&B McDougall Superannuation Fund

Dividend Reconciliation Report

For The Period 01 July 2022 - 30 June 2023

Date	Net Payment Received	Australian Income			Foreign Income			Withheld		
		Unfranked	Franked	Franking Credits	Foreign Income	Foreign Credits	NZ Credits	TFN Withheld	Non-Resident	LIC Deduction
JNJ.NYE Johnson & Johnson										
06/09/2022	63.42				63.42	27.18				
06/12/2022	63.54				63.54	27.24				
07/03/2023	64.79				64.79	27.76				
06/06/2023	67.43				67.43	28.90				
	259.18				259.18	111.08				
JPM.NYE JPMorgan Chase & Co.										
01/08/2022	102.17				102.17	43.79				
31/10/2022	110.96				110.96	47.55				
31/01/2023	98.92				98.92	42.40				
01/05/2023	105.95				105.95	45.40				
	418.00				418.00	179.14				
MA.NYE Mastercard Incorporated - Ordinary Shares - Class A										
09/08/2022	11.37				11.37	4.87				
09/08/2022	3.16				3.16	1.36				
09/11/2022	15.57				15.57	6.67				
09/02/2023	17.32				17.32	7.42				

R&B McDougall Superannuation Fund

Dividend Reconciliation Report

For The Period 01 July 2022 - 30 June 2023

Date	Net Payment Received	Australian Income			Foreign Income			Withheld		
		Unfranked	Franked	Franking Credits	Foreign Income	Foreign Credits	NZ Credits	TFN Withheld	Non-Resident	LIC Deduction
09/05/2023	17.65				17.65	7.57				
	65.07				65.07	27.89				
MRK.NYE Merck & Co Inc										
08/07/2022	69.74				69.74	29.89				
07/10/2022	75.09				75.09	32.18				
09/01/2023	73.20				73.20	31.38				
10/04/2023	76.23				76.23	32.67				
	294.26				294.26	126.12				
MSFT.NDQ Microsoft Corporation										
08/09/2022	58.40				58.40	25.03				
08/12/2022	64.66				64.66	27.71				
09/03/2023	65.64				65.64	28.14				
08/06/2023	64.90				64.90	27.82				
	253.60				253.60	108.70				
OGN.NYE Organon & Co.										
15/09/2022	2.63				2.63	1.12				
15/12/2022	2.64				2.64	1.13				

R&B McDougall Superannuation Fund

Dividend Reconciliation Report

For The Period 01 July 2022 - 30 June 2023

Date	Net Payment Received	Australian Income			Foreign Income			Withheld		
		Unfranked	Franked	Franking Credits	Foreign Income	Foreign Credits	NZ Credits	TFN Withheld	Non-Resident	LIC Deduction
16/03/2023	2.65				2.65	1.14				
15/06/2023	2.56				2.56	1.10				
	10.48				10.48	4.49				
PFE.NYE Pfizer Inc.										
06/09/2022	88.55				88.55	37.95				
05/12/2022	89.07				89.07	38.17				
03/03/2023	90.33				90.33	38.71				
09/06/2023	90.33				90.33	38.71				
	358.28				358.28	153.54				
TSM.NYE Taiwan Semiconductor Manufacturing - ADR										
14/07/2022	40.53				40.53	10.78				
13/10/2022	40.91				40.91	10.87				
12/01/2023	38.01				38.01	10.10				
13/04/2023	39.42				39.42	10.48				
	158.87				158.87	42.23				
	2,899.06				2,899.06	1,216.63				

R&B McDougall Superannuation Fund
Dividend Reconciliation Report

For The Period 01 July 2022 - 30 June 2023

Date	Net Payment Received	Australian Income			Foreign Income			Withheld		
		Unfranked	Franked	Franking Credits	Foreign Income	Foreign Credits	NZ Credits	TFN Withheld	Non-Resident	LIC Deduction
TOTAL	37,535.23	6,486.12	27,258.05	11,681.99	3,791.06	1,260.87				

Tax Return Reconciliation

	Totals	Tax Return Label
Unfranked	6,486.12	J
Franked Dividends	27,258.05	K
Franking Credits	11,681.99	L

R&B McDougall Superannuation Fund

Investment Income Comparison Report

As at 30 June 2023

Investment	Ledger Data			ASX & UUT Data							
	Transaction Date	Income Amount	Franking Credit	Date Payable	Ex Div/Dist Date	Units On Hand	45 Day Qualified	Amount per share/unit	Estimated Income	Estimated Franking*	
Reconciled											
Managed Investments (Australian)											
ETL0019AU	PIMCO Global Credit Fd -Wsale CI	05/10/2022	223.97		30/09/2022	30/09/2022	80,785.33	80,785.33	0.0028	223.94	
ETL0019AU	PIMCO Global Credit Fd -Wsale CI				30/12/2022	30/12/2022	80,785.33	80,785.33	0.0028	226.60	
ETL0019AU	PIMCO Global Credit Fd -Wsale CI	05/01/2023	226.59								
ETL0019AU	PIMCO Global Credit Fd -Wsale CI	05/04/2023	230.27		31/03/2023	31/03/2023	80,785.33	80,785.33	0.0028	230.24	
ETL0019AU	PIMCO Global Credit Fd -Wsale CI	30/06/2023	249.96		30/06/2023	30/06/2023	80,785.33	80,785.33	0.0031	249.95	
			930.79						0.0115	930.73	
Shares in Listed Companies (Australian)											
AMC.AX	Amcor Plc	28/09/2022	187.96		28/09/2022	07/09/2022	1,089.00	1,089.00	0.1726	187.96	0.00
AMC.AX	Amcor Plc	13/12/2022	211.71		13/12/2022	22/11/2022	1,089.00	1,089.00	0.1944	211.70	0.00
AMC.AX	Amcor Plc	21/03/2023	188.40		21/03/2023	28/02/2023	1,089.00	1,089.00	0.1730	188.40	0.00
AMC.AX	Amcor Plc	20/06/2023	200.70		20/06/2023	23/05/2023	1,089.00	1,089.00	0.1843	200.70	0.00
AN3PK.AX	Australia And New Zealand Banking Group Limited. (Netwealth Portfolio)	20/06/2023	326.58	139.96	20/06/2023	07/06/2023	300.00	300.00	1.0886	326.58	139.96
ANZ.AX	ANZ Group Holdings Limited	01/07/2022	540.72	231.73	01/07/2022	09/05/2022	751.00	751.00	0.7200	540.72	231.74
ANZ.AX	ANZ Group Holdings Limited	15/12/2022	592.74	254.03	15/12/2022	07/11/2022	801.00	801.00	0.7400	592.74	254.03
ANZPI.AX	Australia And New Zealand Banking Group Limited	20/09/2022	215.03	92.15	20/09/2022	07/09/2022	252.00	252.00	0.8533	215.03	92.16
ANZPI.AX	Australia And New Zealand Banking Group Limited	20/12/2022	258.30	110.70	20/12/2022	07/12/2022	252.00	252.00	1.0250	258.30	110.70
BHP.AX	BHP Group Limited	22/09/2022	1,515.79	649.63	22/09/2022	01/09/2022	594.00	594.00	2.5518	1,515.79	649.62
BHP.AX	BHP Group Limited	30/03/2023	810.00	347.14	30/03/2023	09/03/2023	594.00	594.00	1.3636	810.00	347.14
BXB.AX	Brambles Limited	13/10/2022	222.35	33.35	13/10/2022	07/09/2022	1,289.00	1,289.00	0.1725	222.35	33.35

R&B McDougall Superannuation Fund

Investment Income Comparison Report

As at 30 June 2023

Investment	Ledger Data			ASX & UUT Data							
	Transaction Date	Income Amount	Franking Credit	Date Payable	Ex Div/Dist Date	Units On Hand	45 Day Qualified	Amount per share/unit	Estimated Income	Estimated Franking*	
BXB.AX	Brambles Limited	13/04/2023	227.77	34.17	13/04/2023	08/03/2023	1,289.00	1,289.00	0.1767	227.77	34.16
CBA.AX	Commonwealth Bank Of Australia.	29/09/2022	394.80	169.20	29/09/2022	17/08/2022	188.00	188.00	2.1000	394.80	169.20
CBA.AX	Commonwealth Bank Of Australia.	30/03/2023	394.80	169.20	30/03/2023	22/02/2023	188.00	188.00	2.1000	394.80	169.20
CBAPD.AX	Commonwealth Bank Of Australia.	15/09/2022	235.29	100.84	15/09/2022	06/09/2022	296.00	296.00	0.7949	235.29	100.84
CBAPD.AX	Commonwealth Bank Of Australia.	15/11/2022	192.31	82.41	15/11/2022	04/11/2022	296.00	296.00	0.6497	192.31	82.42
CBAPK.AX	Commonwealth Bank Of Australia.	15/09/2022	227.19	97.37	15/09/2022	06/09/2022	289.00	289.00	0.7861	227.18	97.36
CBAPK.AX	Commonwealth Bank Of Australia.	15/12/2022	277.58	118.96	15/12/2022	06/12/2022	289.00	289.00	0.9605	277.58	118.96
CBAPK.AX	Commonwealth Bank Of Australia.	15/03/2023	295.15	126.50	15/03/2023	06/03/2023	289.00	289.00	1.0213	295.16	126.50
CBAPK.AX	Commonwealth Bank Of Australia.	15/06/2023	326.78	140.04	15/06/2023	06/06/2023	289.00	289.00	1.1307	326.77	140.05
CBAPL.AX	Commonwealth Bank Of Australia.	15/03/2023	401.79	172.20	15/03/2023	06/03/2023	296.00	296.00	1.3574	401.79	172.20
CBAPL.AX	Commonwealth Bank Of Australia.	15/06/2023	339.90	145.67	15/06/2023	06/06/2023	296.00	296.00	1.1483	339.90	145.67
COH.AX	Cochlear Limited	17/10/2022	97.15	16.66	17/10/2022	22/09/2022	67.00	67.00	1.4500	97.15	16.65
COH.AX	Cochlear Limited	14/04/2023	103.85	15.58	14/04/2023	21/03/2023	67.00	67.00	1.5500	103.85	15.58
COL.AX	Coles Group Limited.	28/09/2022	271.20	116.23	28/09/2022	02/09/2022	904.00	904.00	0.3000	271.20	116.23
COL.AX	Coles Group Limited.	30/03/2023	325.44	139.47	30/03/2023	02/03/2023	904.00	904.00	0.3600	325.44	139.47
CSL.AX	CSL Limited	05/10/2022	219.79	9.42	05/10/2022	06/09/2022	125.00	125.00	1.7583	219.79	9.42
CSL.AX	CSL Limited	05/04/2023	202.68	0.00	05/04/2023	09/03/2023	125.00	125.00	1.6215	202.68	0.00
IAGPD.AX	Insurance Australia Group Limited	15/09/2022	360.16	108.04	15/09/2022	06/09/2022	290.00	290.00	1.2419	360.15	108.05
IAGPD.AX	Insurance Australia Group Limited	15/12/2022	414.56	124.37	15/12/2022	06/12/2022	290.00	290.00	1.4295	414.56	124.37
IAGPD.AX	Insurance Australia Group Limited	22/12/2022	33.65	10.09	22/12/2022	15/12/2022	290.00	290.00	0.1160	33.64	10.09
IAGPE.AX	Insurance Australia Group Limited	15/03/2023	392.09	50.41	15/03/2023	02/03/2023	290.00	290.00	1.3520	392.08	50.41

R&B McDougall Superannuation Fund

Investment Income Comparison Report

As at 30 June 2023

Investment		Ledger Data			ASX & UUT Data						
		Transaction Date	Income Amount	Franking Credit	Date Payable	Ex Div/Dist Date	Units On Hand	45 Day Qualified	Amount per share/unit	Estimated Income	Estimated Franking*
IAGPE.AX	Insurance Australia Group Limited	15/06/2023	463.62	59.61	15/06/2023	01/06/2023	290.00	290.00	1.5987	463.62	59.61
MBLPC.AX	Macquarie Bank Limited (Netwealth Portfolio)	21/09/2022	378.37	64.86	21/09/2022	05/09/2022	267.00	267.00	1.4171	378.37	64.86
MBLPC.AX	Macquarie Bank Limited (Netwealth Portfolio)	21/12/2022	430.79	73.85	21/12/2022	05/12/2022	267.00	267.00	1.6134	430.78	73.85
MBLPC.AX	Macquarie Bank Limited (Netwealth Portfolio)	21/03/2023	444.67	76.23	21/03/2023	03/03/2023	267.00	267.00	1.6654	444.66	76.23
MBLPC.AX	Macquarie Bank Limited (Netwealth Portfolio)	21/06/2023	481.07	82.47	21/06/2023	02/06/2023	267.00	267.00	1.8017	481.05	82.47
MBLPD.AX	Macquarie Bank Limited	07/09/2022	266.94	45.76	07/09/2022	22/08/2022	300.00	300.00	0.8898	266.94	45.76
MBLPD.AX	Macquarie Bank Limited	07/12/2022	350.25	60.04	07/12/2022	21/11/2022	300.00	300.00	1.1675	350.25	60.04
MBLPD.AX	Macquarie Bank Limited	07/03/2023	380.04	65.15	07/03/2023	17/02/2023	300.00	300.00	1.2668	380.04	65.15
MBLPD.AX	Macquarie Bank Limited	07/06/2023	421.68	72.28	07/06/2023	22/05/2023	300.00	300.00	1.4056	421.68	72.29
MFG.AX	Magellan Financial Group Limited	06/09/2022	146.07	50.08	06/09/2022	22/08/2022	212.00	212.00	0.6890	146.07	50.08
MFG.AX	Magellan Financial Group Limited	08/03/2023	99.43	36.22	08/03/2023	21/02/2023	212.00	212.00	0.4690	99.43	36.22
MQG.AX	Macquarie Group Limited	04/07/2022	1,050.00	180.00	04/07/2022	16/05/2022	300.00	300.00	3.5000	1,050.00	180.00
MQG.AX	Macquarie Group Limited	13/12/2022	900.00	154.29	13/12/2022	07/11/2022	300.00	300.00	3.0000	900.00	154.29
MQGPD.AX	Macquarie Group Limited	12/09/2022	344.45	59.05	12/09/2022	01/09/2022	277.00	277.00	1.2435	344.45	59.05
MQGPD.AX	Macquarie Group Limited	12/12/2022	402.23	68.96	12/12/2022	01/12/2022	277.00	277.00	1.4521	402.23	68.95
MQGPD.AX	Macquarie Group Limited	10/03/2023	415.72	71.27	10/03/2023	01/03/2023	277.00	277.00	1.5008	415.72	71.27
MQGPD.AX	Macquarie Group Limited	13/06/2023	479.44	82.18	13/06/2023	01/06/2023	277.00	277.00	1.7308	479.43	82.19
MQGPF.AX	Macquarie Group Limited	12/09/2022	161.44	27.68	12/09/2022	25/08/2022	200.00	200.00	0.8072	161.44	27.68
MQGPF.AX	Macquarie Group Limited	12/12/2022	271.25	46.50	12/12/2022	24/11/2022	200.00	200.00	1.3563	271.26	46.50
MQGPF.AX	Macquarie Group Limited	13/03/2023	291.24	49.93	13/03/2023	23/02/2023	200.00	200.00	1.4562	291.24	49.93
MQGPF.AX	Macquarie Group Limited	13/06/2023	316.07	54.18	13/06/2023	25/05/2023	200.00	200.00	1.5803	316.06	54.18
NABPF.AX	National Australia Bank Limited	19/09/2022	283.31	121.41	19/09/2022	06/09/2022	271.00	271.00	1.0454	283.30	121.42

R&B McDougall Superannuation Fund

Investment Income Comparison Report

As at 30 June 2023

Investment		Ledger Data			ASX & UUT Data						
		Transaction Date	Income Amount	Franking Credit	Date Payable	Ex Div/Dist Date	Units On Hand	45 Day Qualified	Amount per share/unit	Estimated Income	Estimated Franking*
NABPF.AX	National Australia Bank Limited	19/12/2022	323.54	138.66	19/12/2022	06/12/2022	271.00	271.00	1.1939	323.55	138.66
NABPF.AX	National Australia Bank Limited	17/03/2023	329.37	141.16	17/03/2023	02/03/2023	271.00	271.00	1.2154	329.37	141.16
NABPF.AX	National Australia Bank Limited	19/06/2023	375.47	160.92	19/06/2023	06/06/2023	271.00	271.00	1.3855	375.47	160.92
NCM.AX	Newcrest Mining Limited	29/09/2022	171.18	73.36	29/09/2022	26/08/2022	587.00	587.00	0.2916	171.19	73.37
NCM.AX	Newcrest Mining Limited	30/03/2023	306.14	131.21	30/03/2023	24/02/2023	587.00	587.00	0.5215	306.14	131.20
ORG.AX	Origin Energy Limited	30/09/2022	441.05	141.76	30/09/2022	06/09/2022	2,673.00	2,673.00	0.1650	441.04	141.76
ORG.AX	Origin Energy Limited	24/03/2023	441.05	189.02	24/03/2023	28/02/2023	2,673.00	2,673.00	0.1650	441.04	189.02
RHCPA.AX	Ramsay Health Care Limited	20/10/2022	583.70	250.16	20/10/2022	27/09/2022	284.00	284.00	2.0553	583.71	250.16
RHCPA.AX	Ramsay Health Care Limited	20/04/2023	833.17	357.07	20/04/2023	29/03/2023	284.00	284.00	2.9337	833.17	357.07
RMD.AX	Resmed Inc	22/09/2022	25.34		22/09/2022	17/08/2022	569.00	569.00	0.0445	25.33	0.00
RMD.AX	Resmed Inc	15/12/2022	26.48		15/12/2022	09/11/2022	569.00	569.00	0.0466	26.49	0.00
RMD.AX	Resmed Inc	16/03/2023	25.26		16/03/2023	08/02/2023	569.00	569.00	0.0444	25.25	0.00
RMD.AX	Resmed Inc	15/06/2023	26.15		15/06/2023	10/05/2023	569.00	569.00	0.0460	26.17	0.00
SUNPI.AX	Suncorp Group Limited	19/09/2022	635.32	272.28	19/09/2022	02/09/2022	750.00	750.00	0.8471	635.32	272.28
SUNPI.AX	Suncorp Group Limited	19/12/2022	751.43	322.04	19/12/2022	02/12/2022	750.00	750.00	1.0019	751.42	322.04
SUNPI.AX	Suncorp Group Limited	17/03/2023	772.28	330.98	17/03/2023	02/03/2023	750.00	750.00	1.0297	772.28	330.97
SUNPI.AX	Suncorp Group Limited	19/06/2023	890.40	381.60	19/06/2023	01/06/2023	750.00	750.00	1.1872	890.40	381.60
WBC.AX	Westpac Banking Corporation	20/12/2022	470.40	201.60	20/12/2022	17/11/2022	735.00	735.00	0.6400	470.40	201.60
WBC.AX	Westpac Banking Corporation	27/06/2023	514.50	220.50	27/06/2023	11/05/2023	735.00	735.00	0.7000	514.50	220.50
WBCPI.AX	Westpac Banking Corporation (Netwealth Portfolio)	19/09/2022	270.57	115.96	19/09/2022	08/09/2022	277.00	277.00	0.9768	270.57	115.96
WBCPI.AX	Westpac Banking Corporation (Netwealth Portfolio)	19/12/2022	316.20	135.52	19/12/2022	08/12/2022	277.00	277.00	1.1415	316.20	135.51
WBCPI.AX	Westpac Banking Corporation (Netwealth Portfolio)	20/03/2023	329.96	141.42	20/03/2023	09/03/2023	277.00	277.00	1.1912	329.96	141.41

R&B McDougall Superannuation Fund

Investment Income Comparison Report

As at 30 June 2023

Investment		Ledger Data			ASX & UUT Data						
		Transaction Date	Income Amount	Franking Credit	Date Payable	Ex Div/Dist Date	Units On Hand	45 Day Qualified	Amount per share/unit	Estimated Income	Estimated Franking*
WBCPI.AX	Westpac Banking Corporation (Netwealth Portfolio)	19/06/2023	361.10	154.75	19/06/2023	08/06/2023	277.00	277.00	1.3036	361.10	154.76
WBCPL.AX	Westpac Banking Corporation	23/09/2022	137.88	59.09	23/09/2022	13/09/2022	200.00	200.00	0.6894	137.88	59.09
WBCPL.AX	Westpac Banking Corporation	22/12/2022	220.08	94.32	22/12/2022	13/12/2022	200.00	200.00	1.1004	220.08	94.32
WBCPL.AX	Westpac Banking Corporation	22/03/2023	228.58	97.96	22/03/2023	13/03/2023	200.00	200.00	1.1429	228.58	97.96
WBCPL.AX	Westpac Banking Corporation	22/06/2023	250.40	107.32	22/06/2023	13/06/2023	200.00	200.00	1.2520	250.40	107.31
WDS.AX	Woodside Energy Group Ltd	06/10/2022	1,468.37	629.31	06/10/2022	08/09/2022	918.00	918.00	1.5995	1,468.37	629.30
WDS.AX	Woodside Energy Group Ltd	05/04/2023	1,977.74	847.60	05/04/2023	08/03/2023	918.00	918.00	2.1544	1,977.74	847.60
WES.AX	Wesfarmers Limited	06/10/2022	195.00	83.57	06/10/2022	31/08/2022	195.00	195.00	1.0000	195.00	83.57
WES.AX	Wesfarmers Limited	28/03/2023	171.60	73.54	28/03/2023	20/02/2023	195.00	195.00	0.8800	171.60	73.54
WOW.AX	Woolworths Group Limited	27/09/2022	223.13	95.63	27/09/2022	31/08/2022	421.00	421.00	0.5300	223.13	95.63
WOW.AX	Woolworths Group Limited	13/04/2023	193.66	83.00	13/04/2023	02/03/2023	421.00	421.00	0.4600	193.66	83.00
			34,068.79	11,438.83					96.2366	34,068.70	11,438.82
Units in Listed Unit Trusts (Australian)											
PLUS.AX	Vaneck Australian Corporate Bond PLUS Etf	18/10/2022	246.36		18/10/2022	03/10/2022	2,053.00	2,053.00	0.1200	246.36	0.00
PLUS.AX	Vaneck Australian Corporate Bond PLUS Etf	16/11/2022	92.39		16/11/2022	01/11/2022	2,053.00	2,053.00	0.0450	92.38	0.00
PLUS.AX	Vaneck Australian Corporate Bond PLUS Etf	16/12/2022	92.39		16/12/2022	01/12/2022	2,053.00	2,053.00	0.0450	92.38	0.00
PLUS.AX	Vaneck Australian Corporate Bond PLUS Etf	23/01/2023	92.39		23/01/2023	06/01/2023	2,053.00	2,053.00	0.0450	92.38	0.00
PLUS.AX	Vaneck Australian Corporate Bond PLUS Etf	16/02/2023	92.38		16/02/2023	01/02/2023	2,053.00	2,053.00	0.0450	92.38	0.00
PLUS.AX	Vaneck Australian Corporate Bond PLUS Etf	16/03/2023	92.38		16/03/2023	01/03/2023	2,053.00	2,053.00	0.0450	92.38	0.00
PLUS.AX	Vaneck Australian Corporate Bond PLUS Etf	20/04/2023	92.38		20/04/2023	03/04/2023	2,053.00	2,053.00	0.0450	92.38	0.00
PLUS.AX	Vaneck Australian Corporate Bond PLUS Etf	16/05/2023	92.39		16/05/2023	01/05/2023	2,053.00	2,053.00	0.0450	92.38	0.00

R&B McDougall Superannuation Fund

Investment Income Comparison Report

As at 30 June 2023

Investment		Ledger Data			ASX & UUT Data						
		Transaction Date	Income Amount	Franking Credit	Date Payable	Ex Div/Dist Date	Units On Hand	45 Day Qualified	Amount per share/unit	Estimated Income	Estimated Franking*
PLUS.AX	Vaneck Australian Corporate Bond PLUS Etf	19/06/2023	92.38		19/06/2023	01/06/2023	2,053.00	2,053.00	0.0450	92.38	0.00
PLUS.AX	Vaneck Australian Corporate Bond PLUS Etf	30/06/2023	92.38								
PLUS.AX	Vaneck Australian Corporate Bond PLUS Etf				25/07/2023	03/07/2023	2,053.00	2,053.00	0.0450	92.38	0.00
SUBD.AX	Vaneck Australian Subordinated Debt Etf	16/08/2022	92.34		16/08/2022	01/08/2022	1,539.00	1,539.00	0.0600	92.34	0.00
SUBD.AX	Vaneck Australian Subordinated Debt Etf	16/09/2022	92.34		16/09/2022	01/09/2022	1,539.00	1,539.00	0.0600	92.34	0.00
SUBD.AX	Vaneck Australian Subordinated Debt Etf	18/10/2022	100.04		18/10/2022	03/10/2022	1,539.00	1,539.00	0.0650	100.04	0.00
SUBD.AX	Vaneck Australian Subordinated Debt Etf	16/11/2022	107.73		16/11/2022	01/11/2022	1,539.00	1,539.00	0.0700	107.73	0.00
SUBD.AX	Vaneck Australian Subordinated Debt Etf	16/12/2022	130.81		16/12/2022	01/12/2022	1,539.00	1,539.00	0.0850	130.82	0.00
SUBD.AX	Vaneck Australian Subordinated Debt Etf	23/01/2023	146.20		23/01/2023	06/01/2023	1,539.00	1,539.00	0.0950	146.20	0.00
SUBD.AX	Vaneck Australian Subordinated Debt Etf	16/02/2023	146.21		16/02/2023	01/02/2023	1,539.00	1,539.00	0.0950	146.20	0.00
SUBD.AX	Vaneck Australian Subordinated Debt Etf	16/03/2023	153.90		16/03/2023	01/03/2023	1,539.00	1,539.00	0.1000	153.90	0.00
SUBD.AX	Vaneck Australian Subordinated Debt Etf	20/04/2023	153.90		20/04/2023	03/04/2023	1,539.00	1,539.00	0.1000	153.90	0.00
SUBD.AX	Vaneck Australian Subordinated Debt Etf	16/05/2023	153.90		16/05/2023	01/05/2023	1,539.00	1,539.00	0.1000	153.90	0.00
SUBD.AX	Vaneck Australian Subordinated Debt Etf	19/06/2023	161.60		19/06/2023	01/06/2023	1,539.00	1,539.00	0.1050	161.60	0.00
SUBD.AX	Vaneck Australian Subordinated Debt Etf	30/06/2023	169.29								
SUBD.AX	Vaneck Australian Subordinated Debt Etf				25/07/2023	03/07/2023	1,539.00	1,539.00	0.1100	169.29	0.00
VAP.AX	Vanguard Australian Property Securities Index Etf	18/10/2022	693.07		18/10/2022	03/10/2022	1,199.00	1,199.00	0.5780	693.07	17.94
VAP.AX	Vanguard Australian Property Securities Index Etf	18/01/2023	1,104.30		18/01/2023	03/01/2023	1,199.00	1,199.00	0.9210	1,104.30	55.99
VAP.AX	Vanguard Australian Property Securities Index Etf	20/04/2023	962.25		20/04/2023	03/04/2023	1,199.00	1,199.00	0.8025	962.26	65.45
VAP.AX	Vanguard Australian Property Securities Index Etf	30/06/2023	994.02	145.01							

R&B McDougall Superannuation Fund

Investment Income Comparison Report

As at 30 June 2023

Investment		Ledger Data			ASX & UUT Data						
		Transaction Date	Income Amount	Franking Credit	Date Payable	Ex Div/Dist Date	Units On Hand	45 Day Qualified	Amount per share/unit	Estimated Income	Estimated Franking*
VAP.AX	Vanguard Australian Property Securities Index Etf				18/07/2023	03/07/2023	1,199.00	1,199.00	0.8290	994.02	0.00
			6,439.72	145.01					4.7007	6,439.74	139.38
Unreconciled											
Managed Investments (Australian)											
HOW3590AU	Lennox Australian Small Comp Fd				30/12/2022	30/12/2022	14,397.12	14,397.12	0.0154	221.72	
HOW3590AU	Lennox Australian Small Comp Fd	10/01/2023	221.03	30.11							
HOW3590AU	Lennox Australian Small Comp Fd	29/06/2023	670.81	91.37	30/06/2023	30/06/2023	14,397.12	14,397.12	0.0173	249.07	
HOW3590AU	Lennox Australian Small Comp Fd	30/06/2023	249.65	34.00	30/06/2023	30/06/2023	14,397.12	14,397.12	0.0173	249.07	
			1,141.49	155.48					0.0500	719.86	
Shares in Listed Companies (Australian)											
AN3PI	AN3PI	20/03/2023	269.99	115.71							
AN3PI	AN3PI	20/06/2023	297.39	127.45							
AN3PI.AX	Australia And New Zealand Banking Group Limited.				20/03/2023	07/03/2023	252.00	252.00	1.0714	269.99	115.71
AN3PI.AX	Australia And New Zealand Banking Group Limited.				20/06/2023	07/06/2023	252.00	252.00	1.1801	297.39	127.45
			567.38	243.16					2.2515	567.38	243.16
Shares in Listed Companies (Overseas)											
AAPL.NDQ	Apple Inc.	11/08/2022	33.62	0.00							
AAPL.NDQ	Apple Inc.	10/11/2022	35.60								
AAPL.NDQ	Apple Inc.	16/02/2023	34.55								
AAPL.NDQ	Apple Inc.	18/05/2023	37.43								
AXP.NYE	American Express Co.	10/08/2022	48.01	0.00							

R&B McDougall Superannuation Fund

Investment Income Comparison Report

As at 30 June 2023

Investment	Ledger Data			ASX & UUT Data						
	Transaction Date	Income Amount	Franking Credit	Date Payable	Ex Div/Dist Date	Units On Hand	45 Day Qualified	Amount per share/unit	Estimated Income	Estimated Franking*
AXP.NYE	American Express Co.	10/11/2022	51.12							
AXP.NYE	American Express Co.	10/02/2023	49.15							
AXP.NYE	American Express Co.	10/05/2023	58.95							
GILD.NDQ	Gilead Sciences Inc.	29/09/2022	117.95							
GILD.NDQ	Gilead Sciences Inc.	29/12/2022	113.08							
GILD.NDQ	Gilead Sciences Inc.	30/03/2023	117.41							
GILD.NDQ	Gilead Sciences Inc.	29/06/2023	119.06							
HD.NYE	Home Depot, Inc.	15/09/2022	63.44							
HD.NYE	Home Depot, Inc.	15/12/2022	63.32							
HD.NYE	Home Depot, Inc.	23/03/2023	70.37							
HD.NYE	Home Depot, Inc.	15/06/2023	68.26							
JNJ.NYE	Johnson & Johnson	06/09/2022	63.42							
JNJ.NYE	Johnson & Johnson	06/12/2022	63.54							
JNJ.NYE	Johnson & Johnson	07/03/2023	64.79							
JNJ.NYE	Johnson & Johnson	06/06/2023	67.43							
JPM.NYE	JPMorgan Chase & Co.	01/08/2022	102.17							
JPM.NYE	JPMorgan Chase & Co.	31/10/2022	110.96							
JPM.NYE	JPMorgan Chase & Co.	31/01/2023	98.92							
JPM.NYE	JPMorgan Chase & Co.	01/05/2023	105.95							
MA.NYE	Mastercard Incorporated - Ordinary Shares - Class A	09/08/2022	14.53	0.00						
MA.NYE	Mastercard Incorporated - Ordinary Shares - Class A	09/11/2022	15.57							
MA.NYE	Mastercard Incorporated - Ordinary Shares - Class A	09/02/2023	17.32							

R&B McDougall Superannuation Fund

Investment Income Comparison Report

As at 30 June 2023

Investment	Ledger Data			ASX & UUT Data						
	Transaction Date	Income Amount	Franking Credit	Date Payable	Ex Div/Dist Date	Units On Hand	45 Day Qualified	Amount per share/unit	Estimated Income	Estimated Franking*
		2,899.06	0.00							
Stapled Securities										
TCL.AX**	Transurban Group	27.44		23/08/2022	29/06/2022	1,372.00	1,372.00	0.2600	356.72	12.77
TCL.AX**	Transurban Group	363.58		13/02/2023	29/12/2022	1,372.00	1,372.00	0.2650	363.58	0.00
TCL.AX**	Transurban Group	418.46		28/06/2023						
TCL.AX**	Transurban Group	0.00	12.47	30/06/2023						
		809.48	12.47					0.5250	720.30	12.77
		46,856.71	11,994.95					103.7752	43,446.70	11,834.13

*Franking credit is estimated using 45 day qualified units. The estimation might not be accurate for preference shares and hedging arrangements.

**For stapled securities, income may be unreconciled due to ASX data including dividend and distribution components that are recognised in different financial years.

Wrap Tax Statement

Financial Year ended 30/06/2023

Schedule 2 - Distributions and dividends

Asset code	Record date	Receipt date	Franked \$	Unfranked / other \$	Non assessable \$	Cost base reductions \$	Capital gains \$	Foreign income \$	Total \$	Franking credits \$	AMIT cost base decrease/ (increase) \$	Tax Offsets and Credits \$	No TFN withholding tax \$	Non-resident withholding tax \$
VAP	30/06/2023	30/06/2023	309.33	(2,329.68)	0.00	0.00	2,143.88	55.24	178.77	145.01	(178.77)	0.00	0.00	0.00
Subtotal			309.33	1,423.96	0.00	0.00	2,143.88	55.24	3,932.41	145.01	(178.77)	0.00	0.00	0.00

Total managed fund and trust distributions			569.82	3,718.49	2,130.00	0.00	2,891.47	190.47	9,500.25	312.96	1,951.23	0.00	0.00	0.00
---	--	--	---------------	-----------------	-----------------	-------------	-----------------	---------------	-----------------	---------------	-----------------	-------------	-------------	-------------

Section 2 - Dividends

Amcour PLC CDI

AMC	06/09/2022	28/09/2022	0.00	0.00	0.00	0.00	0.00	187.96	187.96	0.00	0.00	0.00	0.00	0.00
AMC	21/11/2022	13/12/2022	0.00	0.00	0.00	0.00	0.00	211.71	211.71	0.00	0.00	0.00	0.00	0.00
AMC	27/02/2023	21/03/2023	0.00	0.00	0.00	0.00	0.00	188.40	188.40	0.00	0.00	0.00	0.00	0.00
AMC	22/05/2023	20/06/2023	0.00	0.00	0.00	0.00	0.00	200.70	200.70	0.00	0.00	0.00	0.00	0.00
Subtotal			0.00	0.00	0.00	0.00	0.00	788.77	788.77	0.00	0.00	0.00	0.00	0.00

American Express Company

AXP.NY	01/07/2022	10/08/2022	0.00	0.00	0.00	0.00	0.00	24.38	24.38	0.00	0.00	0.00	0.00	0.00
AXP.NY	01/07/2022	10/08/2022	0.00	0.00	0.00	0.00	0.00	23.63	23.63	0.00	0.00	0.00	0.00	0.00
AXP.NY	12/10/2022	10/11/2022	0.00	0.00	0.00	0.00	0.00	51.12	51.12	0.00	0.00	0.00	0.00	0.00
AXP.NY	04/01/2023	10/02/2023	0.00	0.00	0.00	0.00	0.00	49.15	49.15	0.00	0.00	0.00	0.00	0.00
AXP.NY	07/04/2023	10/05/2023	0.00	0.00	0.00	0.00	0.00	58.95	58.95	0.00	0.00	0.00	0.00	0.00
Subtotal			0.00	0.00	0.00	0.00	0.00	207.23	207.23	0.00	0.00	0.00	0.00	0.00

ANZ Convertible Perpetual Cap Notes 6 20/09/2030

ANZPI	06/09/2022	20/09/2022	215.03	0.00	0.00	0.00	0.00	0.00	215.03	92.15	0.00	0.00	0.00	0.00
ANZPI	06/12/2022	20/12/2022	258.30	0.00	0.00	0.00	0.00	0.00	258.30	110.70	0.00	0.00	0.00	0.00
AN3PI	06/03/2023	20/03/2023	269.99	0.00	0.00	0.00	0.00	0.00	269.99	115.71	0.00	0.00	0.00	0.00
AN3PI	06/06/2023	20/06/2023	297.39	0.00	0.00	0.00	0.00	0.00	297.39	127.45	0.00	0.00	0.00	0.00
Subtotal			1,040.71	0.00	0.00	0.00	0.00	0.00	1,040.71	446.01	0.00	0.00	0.00	0.00

ANZ Convertible Perpetual Cap Notes 8 20/09/2032

Wrap Tax Statement

Financial Year ended 30/06/2023



Schedule 2 - Distributions and dividends

Asset code	Record date	Receipt date	Franked \$	Unfranked / other \$	Non assessable \$	Cost base reductions \$	Capital gains \$	Foreign income \$	Total \$	Franking credits \$	AMIT cost base decrease/ (increase) \$	Tax Offsets and Credits \$	No TFN withholding tax \$	Non-resident withholding tax \$
AN3PK	06/06/2023	20/06/2023	326.58	0.00	0.00	0.00	0.00	0.00	326.58	139.96	0.00	0.00	0.00	0.00
Subtotal			326.58	0.00	0.00	0.00	0.00	0.00	326.58	139.96	0.00	0.00	0.00	0.00
ANZ Group Holdings Limited														
ANZ	06/05/2022	01/07/2022	540.72	0.00	0.00	0.00	0.00	0.00	540.72	231.73	0.00	0.00	0.00	0.00
ANZ	04/11/2022	15/12/2022	592.74	0.00	0.00	0.00	0.00	0.00	592.74	254.03	0.00	0.00	0.00	0.00
Subtotal			1,133.46	0.00	0.00	0.00	0.00	0.00	1,133.46	485.76	0.00	0.00	0.00	0.00
Apple Inc														
AAPL.ND	04/08/2022	11/08/2022	0.00	0.00	0.00	0.00	0.00	16.49	16.49	0.00	0.00	0.00	0.00	0.00
AAPL.ND	04/08/2022	11/08/2022	0.00	0.00	0.00	0.00	0.00	17.13	17.13	0.00	0.00	0.00	0.00	0.00
AAPL.ND	03/11/2022	10/11/2022	0.00	0.00	0.00	0.00	0.00	35.60	35.60	0.00	0.00	0.00	0.00	0.00
AAPL.ND	09/02/2023	16/02/2023	0.00	0.00	0.00	0.00	0.00	34.55	34.55	0.00	0.00	0.00	0.00	0.00
AAPL.ND	11/05/2023	18/05/2023	0.00	0.00	0.00	0.00	0.00	37.43	37.43	0.00	0.00	0.00	0.00	0.00
Subtotal			0.00	0.00	0.00	0.00	0.00	141.20	141.20	0.00	0.00	0.00	0.00	0.00
BHP Group Limited														
BHP	31/08/2022	22/09/2022	1,515.79	0.00	0.00	0.00	0.00	0.00	1,515.79	649.63	0.00	0.00	0.00	0.00
BHP	08/03/2023	30/03/2023	810.00	0.00	0.00	0.00	0.00	0.00	810.00	347.14	0.00	0.00	0.00	0.00
Subtotal			2,325.79	0.00	0.00	0.00	0.00	0.00	2,325.79	996.77	0.00	0.00	0.00	0.00
Brambles Ltd														
BXB	06/09/2022	13/10/2022	77.82	144.53	0.00	0.00	0.00	0.00	222.35	33.35	0.00	0.00	0.00	0.00
BXB	07/03/2023	13/04/2023	79.72	148.05	0.00	0.00	0.00	0.00	227.77	34.17	0.00	0.00	0.00	0.00
Subtotal			157.54	292.58	0.00	0.00	0.00	0.00	450.12	67.52	0.00	0.00	0.00	0.00
CBA PERLS VII Capital Notes 15/12/2024														
CBAPD	06/09/2022	15/09/2022	235.29	0.00	0.00	0.00	0.00	0.00	235.29	100.84	0.00	0.00	0.00	0.00
CBAPD	03/11/2022	15/11/2022	192.31	0.00	0.00	0.00	0.00	0.00	192.31	82.41	0.00	0.00	0.00	0.00
Subtotal			427.60	0.00	0.00	0.00	0.00	0.00	427.60	183.25	0.00	0.00	0.00	0.00
CBA PERLS XIV Capital Notes 17/06/2032														

Wrap Tax Statement

Financial Year ended 30/06/2023



Schedule 2 - Distributions and dividends

Asset code	Record date	Receipt date	Franked \$	Unfranked / other \$	Non assessable \$	Cost base reductions \$	Capital gains \$	Foreign income \$	Total \$	Franking credits \$	AMIT cost base decrease/ (increase) \$	Tax Offsets and Credits \$	No TFN withholding tax \$	Non-resident withholding tax \$
CBAPK	05/09/2022	15/09/2022	227.19	0.00	0.00	0.00	0.00	0.00	227.19	97.37	0.00	0.00	0.00	0.00
CBAPK	05/12/2022	15/12/2022	277.58	0.00	0.00	0.00	0.00	0.00	277.58	118.96	0.00	0.00	0.00	0.00
CBAPK	06/03/2023	15/03/2023	295.15	0.00	0.00	0.00	0.00	0.00	295.15	126.50	0.00	0.00	0.00	0.00
CBAPK	05/06/2023	15/06/2023	326.78	0.00	0.00	0.00	0.00	0.00	326.78	140.04	0.00	0.00	0.00	0.00
Subtotal			1,126.70	0.00	0.00	0.00	0.00	0.00	1,126.70	482.87	0.00	0.00	0.00	0.00

CBA PERLS XV Capital Notes 16/06/2031

CBAPL	03/03/2023	15/03/2023	401.79	0.00	0.00	0.00	0.00	0.00	401.79	172.19	0.00	0.00	0.00	0.00
CBAPL	05/06/2023	15/06/2023	339.90	0.00	0.00	0.00	0.00	0.00	339.90	145.67	0.00	0.00	0.00	0.00
Subtotal			741.69	0.00	0.00	0.00	0.00	0.00	741.69	317.86	0.00	0.00	0.00	0.00

Cochlear Ltd

COH	20/09/2022	17/10/2022	38.86	58.29	0.00	0.00	0.00	0.00	97.15	16.66	0.00	0.00	0.00	0.00
COH	20/03/2023	14/04/2023	36.35	67.50	0.00	0.00	0.00	0.00	103.85	15.58	0.00	0.00	0.00	0.00
Subtotal			75.21	125.79	0.00	0.00	0.00	0.00	201.00	32.24	0.00	0.00	0.00	0.00

Coles Group Limited

COL	01/09/2022	28/09/2022	271.20	0.00	0.00	0.00	0.00	0.00	271.20	116.23	0.00	0.00	0.00	0.00
COL	01/03/2023	30/03/2023	325.44	0.00	0.00	0.00	0.00	0.00	325.44	139.47	0.00	0.00	0.00	0.00
Subtotal			596.64	0.00	0.00	0.00	0.00	0.00	596.64	255.70	0.00	0.00	0.00	0.00

Commonwealth Bank of Australia

CBA	16/08/2022	29/09/2022	394.80	0.00	0.00	0.00	0.00	0.00	394.80	169.20	0.00	0.00	0.00	0.00
CBA	21/02/2023	30/03/2023	394.80	0.00	0.00	0.00	0.00	0.00	394.80	169.20	0.00	0.00	0.00	0.00
Subtotal			789.60	0.00	0.00	0.00	0.00	0.00	789.60	338.40	0.00	0.00	0.00	0.00

CSL Limited

CSL	05/09/2022	05/10/2022	21.98	197.81	0.00	0.00	0.00	0.00	219.79	9.42	0.00	0.00	0.00	0.00
CSL	08/03/2023	05/04/2023	0.00	202.68	0.00	0.00	0.00	0.00	202.68	0.00	0.00	0.00	0.00	0.00
Subtotal			21.98	400.49	0.00	0.00	0.00	0.00	422.47	9.42	0.00	0.00	0.00	0.00

Gilead Sciences Inc

Wrap Tax Statement

Financial Year ended 30/06/2023



Schedule 2 - Distributions and dividends

Asset code	Record date	Receipt date	Franked \$	Unfranked / other \$	Non assessable \$	Cost base reductions \$	Capital gains \$	Foreign income \$	Total \$	Franking credits \$	AMIT cost base decrease/ (increase) \$	Tax Offsets and Credits \$	No TFN withholding tax \$	Non-resident withholding tax \$
GILD.ND	15/09/2022	29/09/2022	0.00	0.00	0.00	0.00	0.00	117.95	117.95	0.00	0.00	0.00	0.00	0.00
GILD.ND	15/12/2022	29/12/2022	0.00	0.00	0.00	0.00	0.00	113.08	113.08	0.00	0.00	0.00	0.00	0.00
GILD.ND	15/03/2023	30/03/2023	0.00	0.00	0.00	0.00	0.00	117.41	117.41	0.00	0.00	0.00	0.00	0.00
GILD.ND	15/06/2023	29/06/2023	0.00	0.00	0.00	0.00	0.00	119.06	119.06	0.00	0.00	0.00	0.00	0.00
Subtotal			0.00	0.00	0.00	0.00	0.00	467.50	467.50	0.00	0.00	0.00	0.00	0.00
Home Depot Inc														
HD.NY	30/08/2022	15/09/2022	0.00	0.00	0.00	0.00	0.00	63.44	63.44	0.00	0.00	0.00	0.00	0.00
HD.NY	01/12/2022	15/12/2022	0.00	0.00	0.00	0.00	0.00	63.32	63.32	0.00	0.00	0.00	0.00	0.00
HD.NY	09/03/2023	23/03/2023	0.00	0.00	0.00	0.00	0.00	70.37	70.37	0.00	0.00	0.00	0.00	0.00
HD.NY	31/05/2023	15/06/2023	0.00	0.00	0.00	0.00	0.00	68.26	68.26	0.00	0.00	0.00	0.00	0.00
Subtotal			0.00	0.00	0.00	0.00	0.00	265.39	265.39	0.00	0.00	0.00	0.00	0.00
IAG Capital Notes 16/06/2025														
IAGPD	07/09/2022	15/09/2022	252.10	108.06	0.00	0.00	0.00	0.00	360.16	108.04	0.00	0.00	0.00	0.00
IAGPD	06/12/2022	15/12/2022	290.19	124.37	0.00	0.00	0.00	0.00	414.56	124.37	0.00	0.00	0.00	0.00
IAGPD	14/12/2022	22/12/2022	23.55	10.10	0.00	0.00	0.00	0.00	33.65	10.09	0.00	0.00	0.00	0.00
Subtotal			565.84	242.53	0.00	0.00	0.00	0.00	808.37	242.50	0.00	0.00	0.00	0.00
IAG Capital Notes 2 15/03/2032														
IAGPE	01/03/2023	15/03/2023	117.63	274.46	0.00	0.00	0.00	0.00	392.09	50.41	0.00	0.00	0.00	0.00
IAGPE	31/05/2023	15/06/2023	139.08	324.54	0.00	0.00	0.00	0.00	463.62	59.60	0.00	0.00	0.00	0.00
Subtotal			256.71	599.00	0.00	0.00	0.00	0.00	855.71	110.01	0.00	0.00	0.00	0.00
Johnson & Johnson														
JNJ.NY	23/08/2022	06/09/2022	0.00	0.00	0.00	0.00	0.00	63.42	63.42	0.00	0.00	0.00	0.00	0.00
JNJ.NY	18/11/2022	06/12/2022	0.00	0.00	0.00	0.00	0.00	63.54	63.54	0.00	0.00	0.00	0.00	0.00
JNJ.NY	16/02/2023	07/03/2023	0.00	0.00	0.00	0.00	0.00	64.79	64.79	0.00	0.00	0.00	0.00	0.00
JNJ.NY	21/05/2023	06/06/2023	0.00	0.00	0.00	0.00	0.00	67.43	67.43	0.00	0.00	0.00	0.00	0.00
Subtotal			0.00	0.00	0.00	0.00	0.00	259.18	259.18	0.00	0.00	0.00	0.00	0.00

Wrap Tax Statement

Financial Year ended 30/06/2023



Schedule 2 - Distributions and dividends

Asset code	Record date	Receipt date	Franked \$	Unfranked / other \$	Non assessable \$	Cost base reductions \$	Capital gains \$	Foreign income \$	Total \$	Franking credits \$	AMIT cost base decrease/ (increase) \$	Tax Offsets and Credits \$	No TFN withholding tax \$	Non-resident withholding tax \$
JPMorgan Chase & Co														
JPM.NY	06/07/2022	01/08/2022	0.00	0.00	0.00	0.00	0.00	102.17	102.17	0.00	0.00	0.00	0.00	0.00
JPM.NY	04/10/2022	31/10/2022	0.00	0.00	0.00	0.00	0.00	110.96	110.96	0.00	0.00	0.00	0.00	0.00
JPM.NY	04/01/2023	31/01/2023	0.00	0.00	0.00	0.00	0.00	98.92	98.92	0.00	0.00	0.00	0.00	0.00
JPM.NY	04/04/2023	01/05/2023	0.00	0.00	0.00	0.00	0.00	105.95	105.95	0.00	0.00	0.00	0.00	0.00
Subtotal			0.00	0.00	0.00	0.00	0.00	418.00	418.00	0.00	0.00	0.00	0.00	0.00
Macquarie Bank Capital Notes 2 21/12/2028														
MBLPC	04/09/2022	21/09/2022	151.35	227.02	0.00	0.00	0.00	0.00	378.37	64.86	0.00	0.00	0.00	0.00
MBLPC	02/12/2022	21/12/2022	172.32	258.47	0.00	0.00	0.00	0.00	430.79	73.85	0.00	0.00	0.00	0.00
MBLPC	02/03/2023	21/03/2023	177.87	266.80	0.00	0.00	0.00	0.00	444.67	76.23	0.00	0.00	0.00	0.00
MBLPC	02/06/2023	21/06/2023	192.43	288.64	0.00	0.00	0.00	0.00	481.07	82.47	0.00	0.00	0.00	0.00
MBLPC	02/06/2023	21/06/2023	0.00	0.00	0.00	0.00	0.00	0.00	0.00	0.00	0.00	0.00	0.00	0.00
Subtotal			693.97	1,040.93	0.00	0.00	0.00	0.00	1,734.90	297.41	0.00	0.00	0.00	0.00
Macquarie Bank Capital Notes 3 08/09/2031														
MBLPD	23/08/2022	07/09/2022	106.78	160.16	0.00	0.00	0.00	0.00	266.94	45.76	0.00	0.00	0.00	0.00
MBLPD	22/11/2022	07/12/2022	140.10	210.15	0.00	0.00	0.00	0.00	350.25	60.04	0.00	0.00	0.00	0.00
MBLPD	16/02/2023	07/03/2023	152.02	228.02	0.00	0.00	0.00	0.00	380.04	65.15	0.00	0.00	0.00	0.00
MBLPD	22/05/2023	07/06/2023	168.68	253.00	0.00	0.00	0.00	0.00	421.68	72.28	0.00	0.00	0.00	0.00
Subtotal			567.58	851.33	0.00	0.00	0.00	0.00	1,418.91	243.23	0.00	0.00	0.00	0.00
Macquarie Group Capital Notes 4 10/09/2029														
MQGPD	02/09/2022	12/09/2022	137.78	206.67	0.00	0.00	0.00	0.00	344.45	59.05	0.00	0.00	0.00	0.00
MQGPD	30/11/2022	12/12/2022	160.89	241.34	0.00	0.00	0.00	0.00	402.23	68.96	0.00	0.00	0.00	0.00
MQGPD	28/02/2023	10/03/2023	166.29	249.43	0.00	0.00	0.00	0.00	415.72	71.27	0.00	0.00	0.00	0.00
MQGPD	31/05/2023	13/06/2023	191.78	287.66	0.00	0.00	0.00	0.00	479.44	82.18	0.00	0.00	0.00	0.00
MQGPD	31/05/2023	13/06/2023	0.00	0.00	0.00	0.00	0.00	0.00	0.00	0.00	0.00	0.00	0.00	0.00
Subtotal			656.74	985.10	0.00	0.00	0.00	0.00	1,641.84	281.46	0.00	0.00	0.00	0.00

Wrap Tax Statement

Financial Year ended 30/06/2023



Schedule 2 - Distributions and dividends

Asset code	Record date	Receipt date	Franked \$	Unfranked / other \$	Non assessable \$	Cost base reductions \$	Capital gains \$	Foreign income \$	Total \$	Franking credits \$	AMIT cost base decrease/ (increase) \$	Tax Offsets and Credits \$	No TFN withholding tax \$	Non-resident withholding tax \$
Macquarie Group Capital Notes 6 12/09/2032														
MQGPF	24/08/2022	12/09/2022	64.58	96.86	0.00	0.00	0.00	0.00	161.44	27.67	0.00	0.00	0.00	0.00
MQGPF	23/11/2022	12/12/2022	108.50	162.75	0.00	0.00	0.00	0.00	271.25	46.50	0.00	0.00	0.00	0.00
MQGPF	22/02/2023	13/03/2023	116.50	174.74	0.00	0.00	0.00	0.00	291.24	49.93	0.00	0.00	0.00	0.00
MQGPF	24/05/2023	13/06/2023	126.43	189.64	0.00	0.00	0.00	0.00	316.07	54.18	0.00	0.00	0.00	0.00
Subtotal			416.01	623.99	0.00	0.00	0.00	0.00	1,040.00	178.28	0.00	0.00	0.00	0.00
Macquarie Group Ltd														
MQG	15/05/2022	04/07/2022	420.00	630.00	0.00	0.00	0.00	0.00	1,050.00	180.00	0.00	0.00	0.00	0.00
MQG	04/11/2022	13/12/2022	360.00	540.00	0.00	0.00	0.00	0.00	900.00	154.29	0.00	0.00	0.00	0.00
Subtotal			780.00	1,170.00	0.00	0.00	0.00	0.00	1,950.00	334.29	0.00	0.00	0.00	0.00
Magellan Financial Group Ltd														
MFG	21/08/2022	06/09/2022	116.86	29.21	0.00	0.00	0.00	0.00	146.07	50.08	0.00	0.00	0.00	0.00
MFG	21/02/2023	08/03/2023	84.51	14.92	0.00	0.00	0.00	0.00	99.43	36.22	0.00	0.00	0.00	0.00
Subtotal			201.37	44.13	0.00	0.00	0.00	0.00	245.50	86.30	0.00	0.00	0.00	0.00
Mastercard Inc														
MA.NY	06/07/2022	09/08/2022	0.00	0.00	0.00	0.00	0.00	11.37	11.37	0.00	0.00	0.00	0.00	0.00
MA.NY	06/07/2022	09/08/2022	0.00	0.00	0.00	0.00	0.00	3.16	3.16	0.00	0.00	0.00	0.00	0.00
MA.NY	06/10/2022	09/11/2022	0.00	0.00	0.00	0.00	0.00	15.57	15.57	0.00	0.00	0.00	0.00	0.00
MA.NY	05/01/2023	09/02/2023	0.00	0.00	0.00	0.00	0.00	17.32	17.32	0.00	0.00	0.00	0.00	0.00
MA.NY	04/04/2023	09/05/2023	0.00	0.00	0.00	0.00	0.00	17.65	17.65	0.00	0.00	0.00	0.00	0.00
Subtotal			0.00	0.00	0.00	0.00	0.00	65.07	65.07	0.00	0.00	0.00	0.00	0.00
Merck & Co Inc														
MRK.NY	01/07/2022	08/07/2022	0.00	0.00	0.00	0.00	0.00	69.74	69.74	0.00	0.00	0.00	0.00	0.00
MRK.NY	14/09/2022	07/10/2022	0.00	0.00	0.00	0.00	0.00	75.09	75.09	0.00	0.00	0.00	0.00	0.00
MRK.NY	15/12/2022	09/01/2023	0.00	0.00	0.00	0.00	0.00	73.20	73.20	0.00	0.00	0.00	0.00	0.00
MRK.NY	15/03/2023	10/04/2023	0.00	0.00	0.00	0.00	0.00	76.23	76.23	0.00	0.00	0.00	0.00	0.00

Wrap Tax Statement

Financial Year ended 30/06/2023



Schedule 2 - Distributions and dividends

Asset code	Record date	Receipt date	Franked \$	Unfranked / other \$	Non assessable \$	Cost base reductions \$	Capital gains \$	Foreign income \$	Total \$	Franking credits \$	AMIT cost base decrease/ (increase) \$	Tax Offsets and Credits \$	No TFN withholding tax \$	Non-resident withholding tax \$
Subtotal			0.00	0.00	0.00	0.00	0.00	294.26	294.26	0.00	0.00	0.00	0.00	0.00
Microsoft Corporation														
MSFT.ND	16/08/2022	08/09/2022	0.00	0.00	0.00	0.00	0.00	58.40	58.40	0.00	0.00	0.00	0.00	0.00
MSFT.ND	15/11/2022	08/12/2022	0.00	0.00	0.00	0.00	0.00	64.66	64.66	0.00	0.00	0.00	0.00	0.00
MSFT.ND	14/02/2023	09/03/2023	0.00	0.00	0.00	0.00	0.00	65.64	65.64	0.00	0.00	0.00	0.00	0.00
MSFT.ND	16/05/2023	08/06/2023	0.00	0.00	0.00	0.00	0.00	64.90	64.90	0.00	0.00	0.00	0.00	0.00
Subtotal			0.00	0.00	0.00	0.00	0.00	253.60	253.60	0.00	0.00	0.00	0.00	0.00
NAB Capital Notes 3 19/06/2028														
NABPF	05/09/2022	19/09/2022	283.31	0.00	0.00	0.00	0.00	0.00	283.31	121.41	0.00	0.00	0.00	0.00
NABPF	05/12/2022	19/12/2022	323.54	0.00	0.00	0.00	0.00	0.00	323.54	138.66	0.00	0.00	0.00	0.00
NABPF	01/03/2023	17/03/2023	329.37	0.00	0.00	0.00	0.00	0.00	329.37	141.16	0.00	0.00	0.00	0.00
NABPF	05/06/2023	19/06/2023	375.47	0.00	0.00	0.00	0.00	0.00	375.47	160.92	0.00	0.00	0.00	0.00
Subtotal			1,311.69	0.00	0.00	0.00	0.00	0.00	1,311.69	562.15	0.00	0.00	0.00	0.00
Newcrest Mining Ltd														
NCM	25/08/2022	29/09/2022	171.18	0.00	0.00	0.00	0.00	0.00	171.18	73.36	0.00	0.00	0.00	0.00
NCM	23/02/2023	30/03/2023	306.14	0.00	0.00	0.00	0.00	0.00	306.14	131.21	0.00	0.00	0.00	0.00
Subtotal			477.32	0.00	0.00	0.00	0.00	0.00	477.32	204.57	0.00	0.00	0.00	0.00
Organon & Co														
OGN.NY	11/08/2022	15/09/2022	0.00	0.00	0.00	0.00	0.00	2.63	2.63	0.00	0.00	0.00	0.00	0.00
OGN.NY	14/11/2022	15/12/2022	0.00	0.00	0.00	0.00	0.00	2.64	2.64	0.00	0.00	0.00	0.00	0.00
OGN.NY	27/02/2023	16/03/2023	0.00	0.00	0.00	0.00	0.00	2.65	2.65	0.00	0.00	0.00	0.00	0.00
OGN.NY	15/05/2023	15/06/2023	0.00	0.00	0.00	0.00	0.00	2.56	2.56	0.00	0.00	0.00	0.00	0.00
Subtotal			0.00	0.00	0.00	0.00	0.00	10.48	10.48	0.00	0.00	0.00	0.00	0.00
Origin Energy Ltd														
ORG	05/09/2022	30/09/2022	330.79	110.26	0.00	0.00	0.00	0.00	441.05	141.76	0.00	0.00	0.00	0.00
ORG	27/02/2023	24/03/2023	441.05	0.00	0.00	0.00	0.00	0.00	441.05	189.02	0.00	0.00	0.00	0.00

Wrap Tax Statement

Financial Year ended 30/06/2023



Schedule 2 - Distributions and dividends

Asset code	Record date	Receipt date	Franked \$	Unfranked / other \$	Non assessable \$	Cost base reductions \$	Capital gains \$	Foreign income \$	Total \$	Franking credits \$	AMIT cost base decrease/ (increase) \$	Tax Offsets and Credits \$	No TFN withholding tax \$	Non-resident withholding tax \$
Subtotal			771.84	110.26	0.00	0.00	0.00	0.00	882.10	330.78	0.00	0.00	0.00	0.00
Pfizer Inc														
PFE.NY	29/07/2022	06/09/2022	0.00	0.00	0.00	0.00	0.00	88.55	88.55	0.00	0.00	0.00	0.00	0.00
PFE.NY	04/11/2022	05/12/2022	0.00	0.00	0.00	0.00	0.00	89.07	89.07	0.00	0.00	0.00	0.00	0.00
PFE.NY	27/01/2023	03/03/2023	0.00	0.00	0.00	0.00	0.00	90.33	90.33	0.00	0.00	0.00	0.00	0.00
PFE.NY	10/05/2023	09/06/2023	0.00	0.00	0.00	0.00	0.00	90.33	90.33	0.00	0.00	0.00	0.00	0.00
Subtotal			0.00	0.00	0.00	0.00	0.00	358.28	358.28	0.00	0.00	0.00	0.00	0.00
Ramsay Health Care Limited CARES														
RHCPA	28/09/2022	20/10/2022	583.70	0.00	0.00	0.00	0.00	0.00	583.70	250.16	0.00	0.00	0.00	0.00
RHCPA	30/03/2023	20/04/2023	833.17	0.00	0.00	0.00	0.00	0.00	833.17	357.07	0.00	0.00	0.00	0.00
Subtotal			1,416.87	0.00	0.00	0.00	0.00	0.00	1,416.87	607.23	0.00	0.00	0.00	0.00
ResMed Inc CDI														
RMD	16/08/2022	22/09/2022	0.00	0.00	0.00	0.00	0.00	25.34	25.34	0.00	0.00	0.00	0.00	0.00
RMD	08/11/2022	15/12/2022	0.00	0.00	0.00	0.00	0.00	26.48	26.48	0.00	0.00	0.00	0.00	0.00
RMD	07/02/2023	16/03/2023	0.00	0.00	0.00	0.00	0.00	25.26	25.26	0.00	0.00	0.00	0.00	0.00
RMD	09/05/2023	15/06/2023	0.00	0.00	0.00	0.00	0.00	26.15	26.15	0.00	0.00	0.00	0.00	0.00
Subtotal			0.00	0.00	0.00	0.00	0.00	103.23	103.23	0.00	0.00	0.00	0.00	0.00
Suncorp Group Limited Capital Notes 4 17/12/2030														
SUNPI	05/09/2022	19/09/2022	635.32	0.00	0.00	0.00	0.00	0.00	635.32	272.28	0.00	0.00	0.00	0.00
SUNPI	05/12/2022	19/12/2022	751.43	0.00	0.00	0.00	0.00	0.00	751.43	322.04	0.00	0.00	0.00	0.00
SUNPI	02/03/2023	17/03/2023	772.28	0.00	0.00	0.00	0.00	0.00	772.28	330.98	0.00	0.00	0.00	0.00
SUNPI	31/05/2023	19/06/2023	890.40	0.00	0.00	0.00	0.00	0.00	890.40	381.60	0.00	0.00	0.00	0.00
Subtotal			3,049.43	0.00	0.00	0.00	0.00	0.00	3,049.43	1,306.90	0.00	0.00	0.00	0.00
Taiwan Semiconductor Manufacturing Company Ltd														
TSM.NY	01/07/2022	14/07/2022	0.00	0.00	0.00	0.00	0.00	40.53	40.53	0.00	0.00	0.00	0.00	0.00
TSM.NY	14/09/2022	13/10/2022	0.00	0.00	0.00	0.00	0.00	40.91	40.91	0.00	0.00	0.00	0.00	0.00

Wrap Tax Statement

Financial Year ended 30/06/2023



Schedule 2 - Distributions and dividends

Asset code	Record date	Receipt date	Franked \$	Unfranked / other \$	Non assessable \$	Cost base reductions \$	Capital gains \$	Foreign income \$	Total \$	Franking credits \$	AMIT cost base decrease/ (increase) \$	Tax Offsets and Credits \$	No TFN withholding tax \$	Non-resident withholding tax \$
TSM.NY	14/12/2022	12/01/2023	0.00	0.00	0.00	0.00	0.00	38.01	38.01	0.00	0.00	0.00	0.00	0.00
TSM.NY	16/03/2023	13/04/2023	0.00	0.00	0.00	0.00	0.00	39.42	39.42	0.00	0.00	0.00	0.00	0.00
Subtotal			0.00	0.00	0.00	0.00	0.00	158.87	158.87	0.00	0.00	0.00	0.00	0.00
Wesfarmers Limited														
WES	30/08/2022	06/10/2022	195.00	0.00	0.00	0.00	0.00	0.00	195.00	83.57	0.00	0.00	0.00	0.00
WES	19/02/2023	28/03/2023	171.60	0.00	0.00	0.00	0.00	0.00	171.60	73.54	0.00	0.00	0.00	0.00
Subtotal			366.60	0.00	0.00	0.00	0.00	0.00	366.60	157.11	0.00	0.00	0.00	0.00
Westpac Banking Corporation														
WBC	16/11/2022	20/12/2022	470.40	0.00	0.00	0.00	0.00	0.00	470.40	201.60	0.00	0.00	0.00	0.00
WBC	10/05/2023	27/06/2023	514.50	0.00	0.00	0.00	0.00	0.00	514.50	220.50	0.00	0.00	0.00	0.00
Subtotal			984.90	0.00	0.00	0.00	0.00	0.00	984.90	422.10	0.00	0.00	0.00	0.00
Westpac Capital Notes 6 31/07/2026														
WBCPI	07/09/2022	19/09/2022	270.57	0.00	0.00	0.00	0.00	0.00	270.57	115.96	0.00	0.00	0.00	0.00
WBCPI	09/12/2022	19/12/2022	316.20	0.00	0.00	0.00	0.00	0.00	316.20	135.52	0.00	0.00	0.00	0.00
WBCPI	10/03/2023	20/03/2023	329.96	0.00	0.00	0.00	0.00	0.00	329.96	141.42	0.00	0.00	0.00	0.00
WBCPI	07/06/2023	19/06/2023	361.10	0.00	0.00	0.00	0.00	0.00	361.10	154.75	0.00	0.00	0.00	0.00
Subtotal			1,277.83	0.00	0.00	0.00	0.00	0.00	1,277.83	547.65	0.00	0.00	0.00	0.00
Westpac Capital Notes 9 22/06/2031														
WBCPL	13/09/2022	23/09/2022	137.88	0.00	0.00	0.00	0.00	0.00	137.88	59.09	0.00	0.00	0.00	0.00
WBCPL	14/12/2022	22/12/2022	220.08	0.00	0.00	0.00	0.00	0.00	220.08	94.32	0.00	0.00	0.00	0.00
WBCPL	13/03/2023	22/03/2023	228.58	0.00	0.00	0.00	0.00	0.00	228.58	97.96	0.00	0.00	0.00	0.00
WBCPL	13/06/2023	22/06/2023	250.40	0.00	0.00	0.00	0.00	0.00	250.40	107.32	0.00	0.00	0.00	0.00
Subtotal			836.94	0.00	0.00	0.00	0.00	0.00	836.94	358.69	0.00	0.00	0.00	0.00
Woodside Energy Group Ltd														
WDS	07/09/2022	06/10/2022	1,468.37	0.00	0.00	0.00	0.00	0.00	1,468.37	629.31	0.00	0.00	0.00	0.00
WDS	07/03/2023	05/04/2023	1,977.74	0.00	0.00	0.00	0.00	0.00	1,977.74	847.60	0.00	0.00	0.00	0.00

Wrap Tax Statement

Financial Year ended 30/06/2023



Schedule 2 - Distributions and dividends

Asset code	Record date	Receipt date	Franked \$	Unfranked / other \$	Non assessable \$	Cost base reductions \$	Capital gains \$	Foreign income \$	Total \$	Franking credits \$	AMIT cost base decrease/ (increase) \$	Tax Offsets and Credits \$	No TFN withholding tax \$	Non-resident withholding tax \$
Subtotal			3,446.11	0.00	0.00	0.00	0.00	0.00	3,446.11	1,476.91	0.00	0.00	0.00	0.00
Woolworths Group Limited														
WOW	30/08/2022	27/09/2022	223.13	0.00	0.00	0.00	0.00	0.00	223.13	95.63	0.00	0.00	0.00	0.00
WOW	01/03/2023	13/04/2023	193.66	0.00	0.00	0.00	0.00	0.00	193.66	83.00	0.00	0.00	0.00	0.00
Subtotal			416.79	0.00	0.00	0.00	0.00	0.00	416.79	178.63	0.00	0.00	0.00	0.00
Total dividends			27,258.04	6,486.13	0.00	0.00	0.00	3,791.06	37,535.23	11,681.96	0.00	0.00	0.00	0.00

Section 3 - Investment Related Income

No transactions are recorded during this financial year period.

24200 - Contributions

2023 Financial Year

Preparer Rhonda Wilkinson

Reviewer John Curley

Status Completed

Account Code	Description	CY Balance	LY Balance	Change
MCDOUGRHON01	(Contributions) McDougall, Rhondda - Accumulation (Accumulation)	(\$27,735.00)		100%
TOTAL		CY Balance	LY Balance	
		(\$27,735.00)		

Supporting Documents

- Contributions Breakdown Report [Report](#)
- 2023 Deduction Notice signed - Rhondda McDougall.pdf

External URLs

No External URLs

Standard Checklist

- Attach copies of S290-170 notices (if necessary)
- Attach copy of Contributions Breakdown Report
- ~~Attach SuperStream Contribution Data Report~~
- Check Fund is registered for SuperStream (if necessary)
- Ensure all Contributions have been allocated from Bank Accounts
- Ensure Work Test is satisfied if members are over 67

R&B McDougall Superannuation Fund

Contributions Breakdown Report

For The Period 01 July 2022 - 30 June 2023

Summary

Member	D.O.B	Age (at 30/06/2022)	Total Super Balance (at 30/06/2022) *1	Concessional	Non-Concessional	Other	Reserves	Total
McDougall, Bruce	Provided	69	0.00	0.00	0.00	0.00	0.00	0.00
McDougall, Rhondda	Provided	65	1,644,595.20	27,500.00	235.00	0.00	0.00	27,735.00
All Members				27,500.00	235.00	0.00	0.00	27,735.00

*1 TSB can include information external to current fund's transaction records. The amount is per individual across all funds.

Contribution Caps

Member	Contribution Type	Contributions	Cap	Current Position
McDougall, Bruce	Concessional	0.00	130,000.00	130,000.00 Below Cap
	(5 year carry forward cap available)			
	Non-Concessional	0.00	110,000.00	110,000.00 Below Cap
McDougall, Rhondda	Concessional	27,500.00	27,500.00	At Limit
	Non-Concessional	235.00	110,000.00	109,765.00 Below Cap

Carry Forward Unused Concessional Contribution Cap

Member	2018	2019	2020	2021	2022	2023	Current Position
McDougall, Bruce							
Concessional Contribution Cap	25,000.00	25,000.00	25,000.00	25,000.00	27,500.00	27,500.00	
Concessional Contribution	0.00	0.00	0.00	0.00	0.00	0.00	
Unused Concessional Contribution	0.00	25,000.00	25,000.00	25,000.00	27,500.00	27,500.00	
Cumulative Carry Forward Unused	N/A	0.00	25,000.00	50,000.00	75,000.00	102,500.00	
Maximum Cap Available	25,000.00	25,000.00	50,000.00	75,000.00	102,500.00	130,000.00	130,000.00 Below Cap
Total Super Balance	0.00	0.00	0.00	0.00	0.00	0.00	
McDougall, Rhondda							
Concessional Contribution Cap	25,000.00	25,000.00	25,000.00	25,000.00	27,500.00	27,500.00	
Concessional Contribution	0.00	0.00	0.00	0.00	0.00	27,500.00	
Unused Concessional Contribution	0.00	25,000.00	25,000.00	25,000.00	27,500.00	0.00	
Cumulative Carry Forward Unused	N/A	0.00	0.00	0.00	0.00	0.00	
Maximum Cap Available	25,000.00	25,000.00	25,000.00	25,000.00	27,500.00	27,500.00	At Limit
Total Super Balance	1,432,684.71	1,618,140.04	1,673,873.17	1,708,336.10	1,682,044.31	1,644,595.20	

NCC Bring Forward Caps

Member	Bring Forward Cap	2020	2021	2022	2023	Total	Current Position
McDougall, Bruce	N/A	0.00	0.00	0.00	0.00	N/A	Bring Forward Not Triggered
McDougall, Rhondda	N/A	0.00	0.00	0.00	235.00	N/A	Bring Forward Not Triggered

McDougall, Rhondda

Date	Transaction Description	Ledger Data				SuperStream Data					
		Contribution Type	Concessional	Non-Concession	Other	Reserves	Contribution	Employer	Concessional	Non-Concess	Other
03/11/2022		Personal - Non-Concessional		235.00							
16/06/2023	RHONDDA MCDUGALL Concessional contribut 50	Personal - Concessional	20,000.00								
19/06/2023	RHONDDA MCDUGALL Concessional Contr 50	Personal - Concessional	7,500.00								
Total - McDougall, Rhondda			27,500.00	235.00	0.00	0.00			0.00	0.00	0.00

Total for All Members		27,500.00	235.00	0.00	0.00						
------------------------------	--	------------------	---------------	-------------	-------------	--	--	--	--	--	--

Notice of intent to claim or vary a deduction for personal super contributions

Section A: Your details

1 Tax file number (TFN)

PROVIDED

i The ATO does not collect this information provided on this form. This form is to assist you in providing details to your super fund. Your super fund is authorised to request your personal details, including your TFN, under the *Superannuation Industry (Supervision) Act 1993*, the *Income Tax Assessment Act 1997* and the *Taxation Administration Act 1953*. It is not an offence not to provide your TFN. However, if you do not provide your TFN, and your super fund doesn't already hold your TFN, they will not be permitted to accept the contribution(s) covered by this notice. For more information about your privacy please contact the entity you are providing this form to.

2 Name

Title: MS

Family name

MCDOUGALL

First given name

RHONDDA

Other given names

3 Date of birth PROVIDED

4 Current postal address

62 LAYCOCK ROAD

Suburb/town/locality

PENSHURST

State/territory

NSW

(Australia only)

Postcode

2222

(Australia only)

Country if outside of Australia

5 Daytime phone number (include area code)

Section B: Super fund's details

6 Fund name

R&B MCDOUGALL SUPERANNUATION FUND

7 Fund Australian business number (ABN) 70215942791

8 Member account number MCDOUGRHON01

9 Unique Superannuation Identifier (USI) (if known)

Section C: Contribution details

10 Personal contribution details

Is this notice varying an earlier notice? No Yes

If you answered 'No' complete the **Original Notice to Claim a Tax Deduction** section below.
If you answered 'Yes' complete the **Variation of previous valid notice of intent** section below.

ORIGINAL NOTICE TO CLAIM A TAX DEDUCTION

11 Financial year ended 30 June 20

12 My personal contributions to this fund in the above financial year \$

13 The amount of these personal contributions I will be claiming as a tax deduction \$

Section D: Declaration

This form has a declaration where you say the information in it is correct and complete. Please review the information before you sign the declaration. If you provide false or misleading information, or fail to take reasonable care, you may be liable to administrative penalties imposed by taxation law.

INTENTION TO CLAIM A TAX DEDUCTION

! Complete this declaration if you have **not** previously lodged a valid notice with your super fund for these contributions.

I declare that at the time of lodging this notice:

- I intend to claim the personal contributions stated as a tax deduction
- I am a current member of the identified super fund
- the identified super fund currently holds these contributions and has not begun to pay a superannuation income stream based in whole or part on these contributions
- I have not included any of the contributions in an earlier valid notice.


I declare that I am lodging this notice at the earlier of either:

- before the end of the day that I lodged my income tax return for the income year in which the personal contributions were made, **or**
- before the end of the income year following the year in which the contribution was made.

I declare that the information given on this notice is correct and complete.

Name (Print in BLOCK LETTERS)

Signature



Date

➔ Send your completed notice to your super fund. **Do not send it to us.** The information on this notice is for you and your super fund. We don't collect this information; we only provide a format for you to provide the information to your super fund.

VARIATION OF PREVIOUS VALID NOTICE OF INTENT

14 Financial year ended 30 June 20

15 My personal contributions to this fund in the above financial year \$

16 The amount of these personal contributions claimed in my original notice of intent \$

17 The amount of these personal contributions I will now be claiming as a tax deduction \$

24700 - Changes in Market Values of Investments

2023 Financial Year

Preparer Rhonda Wilkinson

Reviewer John Curley

Status Completed

Account Code	Description	CY Balance	LY Balance	Change
24700	Changes in Market Values of Investments	(\$142,164.06)	\$57,814.15	(345.9)%
TOTAL		CY Balance	LY Balance	
		(\$142,164.06)	\$57,814.15	

Supporting Documents

- Net Capital Gains Reconciliation [Report](#)
- Market Movement [Report](#)
- Realised Capital Gain Report [Report](#)

External URLs

No External URLs

Standard Checklist

- Attach copies of Source Documentation (Contract Notes, Broker Statements, Chess Statements, Contracts of Sale, Managed Fund Statements etc)
- Attach copy of Market Movement report
- Attach copy of Net Capital Gains Reconciliation
- Attach copy of Realised Capital Gain Report
- Ensure all Asset Disposals have been entered
- Ensure all Market Values have been entered for June 30
- Ensure all Tax Deferred Distributions have been entered

R&B McDougall Superannuation Fund

Market Movement Report

As at 30 June 2023

Investment	Date	Description	Unrealised				Realised			Total
			Units	Accounting Cost Movement	Market Movement	Depreciation	Balance	Consideration	Accounting Cost Base	
AAPL.NDQ - Apple Inc.										
	01/07/2022	Opening Balance	148.00	0.00	0.00	0.00	29,321.19	0.00	0.00	0.00
	31/07/2022	Revaluation	0.00	0.00	3,281.03	0.00	32,602.22	0.00	0.00	0.00
	31/08/2022	Revaluation	0.00	0.00	501.90	0.00	33,104.12	0.00	0.00	0.00
	31/10/2022	Revaluation	0.00	0.00	803.90	0.00	33,908.02	0.00	0.00	0.00
	30/11/2022	Revaluation	0.00	0.00	(3,739.85)	0.00	30,168.17	0.00	0.00	0.00
	31/01/2023	Revaluation	0.00	0.00	(1,501.63)	0.00	28,666.54	0.00	0.00	0.00
	28/02/2023	Revaluation	0.00	0.00	1,476.14	0.00	30,142.68	0.00	0.00	0.00
	30/04/2023	Revaluation	0.00	0.00	7,849.22	0.00	37,991.90	0.00	0.00	0.00
	31/05/2023	Revaluation	0.00	0.00	1,860.19	0.00	39,852.09	0.00	0.00	0.00
	30/06/2023	Revaluation	0.00	0.00	3,213.56	0.00	43,065.65	0.00	0.00	0.00
	30/06/2023		148.00	0.00	13,744.46	0.00	43,065.65	0.00	0.00	0.00
AMC.AX - Amcor Plc										
	01/07/2022	Opening Balance	1,089.00	0.00	0.00	0.00	19,645.56	0.00	0.00	0.00
	31/07/2022	Revaluation	0.00	0.00	(54.45)	0.00	19,591.11	0.00	0.00	0.00
	31/08/2022	Revaluation	0.00	0.00	(740.52)	0.00	18,850.59	0.00	0.00	0.00
	31/10/2022	Revaluation	0.00	0.00	(21.78)	0.00	18,828.81	0.00	0.00	0.00
	30/11/2022	Revaluation	0.00	0.00	206.91	0.00	19,035.72	0.00	0.00	0.00
	31/01/2023	Revaluation	0.00	0.00	(1,306.80)	0.00	17,728.92	0.00	0.00	0.00
	28/02/2023	Revaluation	0.00	0.00	152.46	0.00	17,881.38	0.00	0.00	0.00
	30/04/2023	Revaluation	0.00	0.00	(21.78)	0.00	17,859.60	0.00	0.00	0.00
	31/05/2023	Revaluation	0.00	0.00	(1,372.14)	0.00	16,487.46	0.00	0.00	0.00
	30/06/2023	Revaluation	0.00	0.00	(304.92)	0.00	16,182.54	0.00	0.00	0.00
	30/06/2023		1,089.00	0.00	(3,463.02)	0.00	16,182.54	0.00	0.00	0.00
AMZN.NDQ - Amazon.com Inc.										
	01/07/2022	Opening Balance	120.00	0.00	0.00	0.00	18,468.62	0.00	0.00	0.00
	31/07/2022	Revaluation	0.00	0.00	3,431.86	0.00	21,900.48	0.00	0.00	0.00
	31/08/2022	Revaluation	0.00	0.00	(400.76)	0.00	21,499.72	0.00	0.00	0.00
	31/10/2022	Revaluation	0.00	0.00	(3,527.85)	0.00	17,971.87	0.00	0.00	0.00
	30/11/2022	Revaluation	0.00	0.00	(2,338.10)	0.00	15,633.77	0.00	0.00	0.00
	31/01/2023	Revaluation	0.00	0.00	418.52	0.00	16,052.29	0.00	0.00	0.00
	28/02/2023	Revaluation	0.00	0.00	(796.88)	0.00	15,255.41	0.00	0.00	0.00
	30/04/2023	Revaluation	0.00	0.00	3,888.31	0.00	19,143.72	0.00	0.00	0.00
	31/05/2023	Revaluation	0.00	0.00	2,979.38	0.00	22,123.10	0.00	0.00	0.00
	30/06/2023	Revaluation	0.00	0.00	1,344.05	0.00	23,467.15	0.00	0.00	0.00

R&B McDougall Superannuation Fund

Market Movement Report

As at 30 June 2023

Investment	Date	Description	Unrealised				Realised			Total
			Units	Accounting Cost Movement	Market Movement	Depreciation	Balance	Consideration	Accounting Cost Base	
	30/06/2023		120.00	0.00	4,998.53	0.00	23,467.15	0.00	0.00	0.00
AN3PI.AX - Australia And New Zealand Banking Group Limited.										
	04/01/2023	Code/Class Change	252.00	25,200.00	0.00	0.00	25,200.00	0.00	0.00	0.00
	30/06/2023	Revaluation	0.00	0.00	269.64	0.00	25,469.64	0.00	0.00	0.00
	30/06/2023		252.00	25,200.00	269.64	0.00	25,469.64	0.00	0.00	0.00
AN3PK.AX1 - Australia And New Zealand Banking Group Limited. (Netwealth Portfolio)										
	13/03/2023	Purchase	300.00	30,020.00	0.00	0.00	30,020.00	0.00	0.00	0.00
	30/06/2023	Revaluation	0.00	0.00	(335.00)	0.00	29,685.00	0.00	0.00	0.00
	30/06/2023		300.00	30,020.00	(335.00)	0.00	29,685.00	0.00	0.00	0.00
ANZ.AX - ANZ Group Holdings Limited										
	01/07/2022	Opening Balance	751.00	0.00	0.00	0.00	16,544.53	0.00	0.00	0.00
	31/07/2022	Revaluation	0.00	0.00	(2,155.37)	0.00	14,389.16	0.00	0.00	0.00
	24/08/2022	Purchase	50.00	945.00	0.00	0.00	15,334.16	0.00	0.00	0.00
	31/08/2022	Revaluation	0.00	0.00	(64.33)	0.00	15,269.83	0.00	0.00	0.00
	31/10/2022	Revaluation	0.00	0.00	2,114.64	0.00	17,384.47	0.00	0.00	0.00
	30/11/2022	Revaluation	0.00	0.00	(240.30)	0.00	17,144.17	0.00	0.00	0.00
	31/01/2023	Revaluation	0.00	0.00	96.12	0.00	17,240.29	0.00	0.00	0.00
	28/02/2023	Revaluation	0.00	0.00	(160.20)	0.00	17,080.09	0.00	0.00	0.00
	30/04/2023	Revaluation	0.00	0.00	2,424.26	0.00	19,504.35	0.00	0.00	0.00
	31/05/2023	Revaluation	0.00	0.00	(752.94)	0.00	18,751.41	0.00	0.00	0.00
	30/06/2023	Revaluation	0.00	0.00	240.30	0.00	18,991.71	0.00	0.00	0.00
	30/06/2023		801.00	945.00	1,502.18	0.00	18,991.71	0.00	0.00	0.00
ANZPI.AX - Australia And New Zealand Banking Group Limited										
	01/07/2022	Opening Balance	252.00	0.00	0.00	0.00	24,887.52	0.00	0.00	0.00
	31/07/2022	Revaluation	0.00	0.00	(302.40)	0.00	24,585.12	0.00	0.00	0.00
	31/08/2022	Revaluation	0.00	0.00	315.00	0.00	24,900.12	0.00	0.00	0.00
	31/10/2022	Revaluation	0.00	0.00	(148.68)	0.00	24,751.44	0.00	0.00	0.00
	30/11/2022	Revaluation	0.00	0.00	332.64	0.00	25,084.08	0.00	0.00	0.00
	04/01/2023	Code/Class Change	(252.00)	0.00	0.00	0.00	25,084.08	0.00	0.00	0.00
	04/01/2023	Code/Class Change	0.00	(25,200.00)	0.00	0.00	(115.92)	25,200.00	25,200.00	0.00
	30/06/2023	Revaluation	0.00	0.00	115.92	0.00	0.00	0.00	0.00	0.00
	30/06/2023		0.00	(25,200.00)	312.48	0.00	0.00	25,200.00	25,200.00	0.00

R&B McDougall Superannuation Fund

Market Movement Report

As at 30 June 2023

Investment	Date	Description	Unrealised				Realised			Total
			Units	Accounting Cost Movement	Market Movement	Depreciation	Balance	Consideration	Accounting Cost Base	
APT.V.NYE - Aptiv PLC										
	01/07/2022	Opening Balance	89.00	0.00	0.00	0.00	11,482.44	0.00	0.00	0.00
	31/07/2022	Revaluation	0.00	0.00	304.54	0.00	11,786.98	0.00	0.00	0.00
	31/08/2022	Revaluation	0.00	0.00	(1,042.04)	0.00	10,744.94	0.00	0.00	0.00
	31/10/2022	Revaluation	0.00	0.00	175.77	0.00	10,920.71	0.00	0.00	0.00
	30/11/2022	Revaluation	0.00	0.00	1,109.66	0.00	12,030.37	0.00	0.00	0.00
	31/01/2023	Revaluation	0.00	0.00	282.95	0.00	12,313.32	0.00	0.00	0.00
	28/02/2023	Revaluation	0.00	0.00	1,163.68	0.00	13,477.00	0.00	0.00	0.00
	30/04/2023	Revaluation	0.00	0.00	372.53	0.00	13,849.53	0.00	0.00	0.00
	31/05/2023	Revaluation	0.00	0.00	(1,263.85)	0.00	12,585.68	0.00	0.00	0.00
	30/06/2023	Revaluation	0.00	0.00	1,044.70	0.00	13,630.38	0.00	0.00	0.00
	30/06/2023		89.00	0.00	2,147.94	0.00	13,630.38	0.00	0.00	0.00
AXP.NYE - American Express Co.										
	01/07/2022	Opening Balance	94.00	0.00	0.00	0.00	18,914.61	0.00	0.00	0.00
	31/07/2022	Revaluation	0.00	0.00	(1,685.04)	0.00	17,229.57	0.00	0.00	0.00
	31/08/2022	Revaluation	0.00	0.00	520.18	0.00	17,749.75	0.00	0.00	0.00
	31/10/2022	Revaluation	0.00	0.00	677.99	0.00	18,427.74	0.00	0.00	0.00
	30/11/2022	Revaluation	0.00	0.00	(671.23)	0.00	17,756.51	0.00	0.00	0.00
	31/01/2023	Revaluation	0.00	0.00	1,601.43	0.00	19,357.94	0.00	0.00	0.00
	28/02/2023	Revaluation	0.00	0.00	1,247.61	0.00	20,605.55	0.00	0.00	0.00
	30/04/2023	Revaluation	0.00	0.00	2,338.41	0.00	22,943.96	0.00	0.00	0.00
	31/05/2023	Revaluation	0.00	0.00	(256.99)	0.00	22,686.97	0.00	0.00	0.00
	30/06/2023	Revaluation	0.00	0.00	1,877.69	0.00	24,564.66	0.00	0.00	0.00
	30/06/2023		94.00	0.00	5,650.05	0.00	24,564.66	0.00	0.00	0.00
BABA.NYE - Alibaba Group Holding Ltd - ADR										
	01/07/2022	Opening Balance	51.00	0.00	0.00	0.00	8,401.22	0.00	0.00	0.00
	31/07/2022	Revaluation	0.00	0.00	(173.02)	0.00	8,228.20	0.00	0.00	0.00
	31/08/2022	Revaluation	0.00	0.00	678.99	0.00	8,907.19	0.00	0.00	0.00
	31/10/2022	Revaluation	0.00	0.00	(2,158.62)	0.00	6,748.57	0.00	0.00	0.00
	30/11/2022	Revaluation	0.00	0.00	756.87	0.00	7,505.44	0.00	0.00	0.00
	31/01/2023	Revaluation	0.00	0.00	2,713.00	0.00	10,218.44	0.00	0.00	0.00
	28/02/2023	Revaluation	0.00	0.00	(1,833.70)	0.00	8,384.74	0.00	0.00	0.00
	30/04/2023	Revaluation	0.00	0.00	(1,850.41)	0.00	6,534.33	0.00	0.00	0.00
	31/05/2023	Revaluation	0.00	0.00	(195.93)	0.00	6,338.40	0.00	0.00	0.00
	30/06/2023	Revaluation	0.00	0.00	38.51	0.00	6,376.91	0.00	0.00	0.00

R&B McDougall Superannuation Fund

Market Movement Report

As at 30 June 2023

Investment	Date	Description	Unrealised				Realised			Total
			Units	Accounting Cost Movement	Market Movement	Depreciation	Balance	Consideration	Accounting Cost Base	
	30/06/2023		51.00	0.00	(2,024.31)	0.00	6,376.91	0.00	0.00	0.00
BHP.AX - BHP Group Limited										
	01/07/2022	Opening Balance	594.00	0.00	0.00	0.00	24,502.50	0.00	0.00	0.00
	31/07/2022	Revaluation	0.00	0.00	(3,700.62)	0.00	20,801.88	0.00	0.00	0.00
	31/08/2022	Revaluation	0.00	0.00	1,823.58	0.00	22,625.46	0.00	0.00	0.00
	31/10/2022	Revaluation	0.00	0.00	(2,536.38)	0.00	20,089.08	0.00	0.00	0.00
	30/11/2022	Revaluation	0.00	0.00	4,359.96	0.00	24,449.04	0.00	0.00	0.00
	31/01/2023	Revaluation	0.00	0.00	2,619.54	0.00	27,068.58	0.00	0.00	0.00
	28/02/2023	Revaluation	0.00	0.00	(2,779.92)	0.00	24,288.66	0.00	0.00	0.00
	30/04/2023	Revaluation	0.00	0.00	2,084.94	0.00	26,373.60	0.00	0.00	0.00
	31/05/2023	Revaluation	0.00	0.00	(540.54)	0.00	25,833.06	0.00	0.00	0.00
	30/06/2023	Revaluation	0.00	0.00	891.00	0.00	26,724.06	0.00	0.00	0.00
	30/06/2023		594.00	0.00	2,221.56	0.00	26,724.06	0.00	0.00	0.00
BRKB.NYE - BRKB.NYE										
	01/07/2022	Opening Balance	67.00	0.00	0.00	0.00	26,506.76	0.00	0.00	0.00
	30/06/2023	Revaluation	0.00	0.00	7,767.17	0.00	34,273.93	0.00	0.00	0.00
	30/06/2023		67.00	0.00	7,767.17	0.00	34,273.93	0.00	0.00	0.00
BXB.AX - Brambles Limited										
	01/07/2022	Opening Balance	1,289.00	0.00	0.00	0.00	13,805.19	0.00	0.00	0.00
	31/07/2022	Revaluation	0.00	0.00	528.49	0.00	14,333.68	0.00	0.00	0.00
	31/08/2022	Revaluation	0.00	0.00	1,366.34	0.00	15,700.02	0.00	0.00	0.00
	31/10/2022	Revaluation	0.00	0.00	(1,456.57)	0.00	14,243.45	0.00	0.00	0.00
	30/11/2022	Revaluation	0.00	0.00	824.96	0.00	15,068.41	0.00	0.00	0.00
	28/02/2023	Revaluation	0.00	0.00	1,082.76	0.00	16,151.17	0.00	0.00	0.00
	30/04/2023	Revaluation	0.00	0.00	2,217.08	0.00	18,368.25	0.00	0.00	0.00
	31/05/2023	Revaluation	0.00	0.00	(335.14)	0.00	18,033.11	0.00	0.00	0.00
	30/06/2023	Revaluation	0.00	0.00	541.38	0.00	18,574.49	0.00	0.00	0.00
	30/06/2023		1,289.00	0.00	4,769.30	0.00	18,574.49	0.00	0.00	0.00
CBA.AX - Commonwealth Bank Of Australia.										
	01/07/2022	Opening Balance	188.00	0.00	0.00	0.00	16,991.44	0.00	0.00	0.00
	31/07/2022	Revaluation	0.00	0.00	(1,088.52)	0.00	15,902.92	0.00	0.00	0.00
	31/08/2022	Revaluation	0.00	0.00	(793.36)	0.00	15,109.56	0.00	0.00	0.00

R&B McDougall Superannuation Fund

Market Movement Report

As at 30 June 2023

Investment	Date	Description	Unrealised				Realised			Total
			Units	Accounting Cost Movement	Market Movement	Depreciation	Balance	Consideration	Accounting Cost Base	
	31/10/2022	Revaluation	0.00	0.00	1,253.96	0.00	16,363.52	0.00	0.00	0.00
	30/11/2022	Revaluation	0.00	0.00	915.56	0.00	17,279.08	0.00	0.00	0.00
	31/01/2023	Revaluation	0.00	0.00	313.96	0.00	17,593.04	0.00	0.00	0.00
	28/02/2023	Revaluation	0.00	0.00	(1,573.56)	0.00	16,019.48	0.00	0.00	0.00
	30/04/2023	Revaluation	0.00	0.00	2,660.20	0.00	18,679.68	0.00	0.00	0.00
	31/05/2023	Revaluation	0.00	0.00	(33.84)	0.00	18,645.84	0.00	0.00	0.00
	30/06/2023	Revaluation	0.00	0.00	204.92	0.00	18,850.76	0.00	0.00	0.00
	30/06/2023		188.00	0.00	1,859.32	0.00	18,850.76	0.00	0.00	0.00
CBAPD.AX1 - Commonwealth Bank Of Australia.										
	01/07/2022	Opening Balance	296.00	0.00	0.00	0.00	29,588.16	0.00	0.00	0.00
	31/07/2022	Revaluation	0.00	0.00	(189.44)	0.00	29,398.72	0.00	0.00	0.00
	31/08/2022	Revaluation	0.00	0.00	287.12	0.00	29,685.84	0.00	0.00	0.00
	31/10/2022	Revaluation	0.00	0.00	(322.64)	0.00	29,363.20	0.00	0.00	0.00
	15/11/2022	Disposal	(296.00)	(29,855.08)	0.00	0.00	(491.88)	29,600.00	29,855.08	(255.08)
	15/11/2022	Writeback	0.00	0.00	151.48	0.00	(340.40)	0.00	0.00	0.00
	30/04/2023	Revaluation	0.00	0.00	340.40	0.00	0.00	0.00	0.00	0.00
	30/06/2023		0.00	(29,855.08)	266.92	0.00	0.00	29,600.00	29,855.08	(255.08)
CBAPK.AX - Commonwealth Bank Of Australia.										
	01/07/2022	Opening Balance	289.00	0.00	0.00	0.00	27,744.00	0.00	0.00	0.00
	28/02/2023	Revaluation	0.00	0.00	(1,156.00)	0.00	26,588.00	0.00	0.00	0.00
	30/04/2023	Revaluation	0.00	0.00	2,658.80	0.00	29,246.80	0.00	0.00	0.00
	31/05/2023	Revaluation	0.00	0.00	(520.20)	0.00	28,726.60	0.00	0.00	0.00
	30/06/2023	Revaluation	0.00	0.00	(60.69)	0.00	28,665.91	0.00	0.00	0.00
	30/06/2023		289.00	0.00	921.91	0.00	28,665.91	0.00	0.00	0.00
CBAPL.AX - Commonwealth Bank Of Australia.										
	15/11/2022	Purchase	296.00	29,600.00	0.00	0.00	29,600.00	0.00	0.00	0.00
	30/06/2023	Revaluation	0.00	0.00	145.04	0.00	29,745.04	0.00	0.00	0.00
	30/06/2023		296.00	29,600.00	145.04	0.00	29,745.04	0.00	0.00	0.00
COH.AX - Cochlear Limited										
	01/07/2022	Opening Balance	67.00	0.00	0.00	0.00	13,312.90	0.00	0.00	0.00
	31/07/2022	Revaluation	0.00	0.00	(706.18)	0.00	12,606.72	0.00	0.00	0.00
	31/08/2022	Revaluation	0.00	0.00	(164.15)	0.00	12,442.57	0.00	0.00	0.00
	31/10/2022	Revaluation	0.00	0.00	(984.90)	0.00	11,457.67	0.00	0.00	0.00
	30/11/2022	Revaluation	0.00	0.00	960.78	0.00	12,418.45	0.00	0.00	0.00

R&B McDougall Superannuation Fund

Market Movement Report

As at 30 June 2023

Investment	Date	Description	Unrealised				Realised			Total
			Units	Accounting Cost Movement	Market Movement	Depreciation	Balance	Consideration	Accounting Cost Base	
	31/01/2023	Revaluation	0.00	0.00	(177.55)	0.00	12,240.90	0.00	0.00	0.00
	28/02/2023	Revaluation	0.00	0.00	1,206.67	0.00	13,447.57	0.00	0.00	0.00
	30/04/2023	Revaluation	0.00	0.00	3,077.31	0.00	16,524.88	0.00	0.00	0.00
	31/05/2023	Revaluation	0.00	0.00	(113.23)	0.00	16,411.65	0.00	0.00	0.00
	30/06/2023	Revaluation	0.00	0.00	(1,063.96)	0.00	15,347.69	0.00	0.00	0.00
	30/06/2023		67.00	0.00	2,034.79	0.00	15,347.69	0.00	0.00	0.00
COL.AX - Coles Group Limited.										
	01/07/2022	Opening Balance	904.00	0.00	0.00	0.00	16,100.24	0.00	0.00	0.00
	31/07/2022	Revaluation	0.00	0.00	1,030.56	0.00	17,130.80	0.00	0.00	0.00
	31/08/2022	Revaluation	0.00	0.00	(1,220.40)	0.00	15,910.40	0.00	0.00	0.00
	31/10/2022	Revaluation	0.00	0.00	(1,021.52)	0.00	14,888.88	0.00	0.00	0.00
	30/11/2022	Revaluation	0.00	0.00	714.16	0.00	15,603.04	0.00	0.00	0.00
	31/01/2023	Revaluation	0.00	0.00	262.16	0.00	15,865.20	0.00	0.00	0.00
	28/02/2023	Revaluation	0.00	0.00	632.80	0.00	16,498.00	0.00	0.00	0.00
	30/04/2023	Revaluation	0.00	0.00	(45.20)	0.00	16,452.80	0.00	0.00	0.00
	31/05/2023	Revaluation	0.00	0.00	9.04	0.00	16,461.84	0.00	0.00	0.00
	30/06/2023	Revaluation	0.00	0.00	189.84	0.00	16,651.68	0.00	0.00	0.00
	30/06/2023		904.00	0.00	551.44	0.00	16,651.68	0.00	0.00	0.00
CSL.AX - CSL Limited										
	01/07/2022	Opening Balance	125.00	0.00	0.00	0.00	33,632.50	0.00	0.00	0.00
	31/07/2022	Revaluation	0.00	0.00	1,980.00	0.00	35,612.50	0.00	0.00	0.00
	31/08/2022	Revaluation	0.00	0.00	507.50	0.00	36,120.00	0.00	0.00	0.00
	31/10/2022	Revaluation	0.00	0.00	(2,456.25)	0.00	33,663.75	0.00	0.00	0.00
	30/11/2022	Revaluation	0.00	0.00	3,541.25	0.00	37,205.00	0.00	0.00	0.00
	31/01/2023	Revaluation	0.00	0.00	(1,197.50)	0.00	36,007.50	0.00	0.00	0.00
	28/02/2023	Revaluation	0.00	0.00	598.75	0.00	36,606.25	0.00	0.00	0.00
	30/04/2023	Revaluation	0.00	0.00	966.25	0.00	37,572.50	0.00	0.00	0.00
	31/05/2023	Revaluation	0.00	0.00	957.50	0.00	38,530.00	0.00	0.00	0.00
	30/06/2023	Revaluation	0.00	0.00	(3,857.50)	0.00	34,672.50	0.00	0.00	0.00
	30/06/2023		125.00	0.00	1,040.00	0.00	34,672.50	0.00	0.00	0.00
ETL0019AU1 - PIMCO Global Credit Fd -Wsale CI										
	01/07/2022	Opening Balance	80,785.33	0.00	0.00	0.00	70,412.50	0.00	0.00	0.00
	31/07/2022	Revaluation	0.00	0.00	(565.50)	0.00	69,847.00	0.00	0.00	0.00
	31/08/2022	Revaluation	0.00	0.00	(1,551.08)	0.00	68,295.92	0.00	0.00	0.00

R&B McDougall Superannuation Fund

Market Movement Report

As at 30 June 2023

Investment	Date	Description	Unrealised				Realised			Total
			Units	Accounting Cost Movement	Market Movement	Depreciation	Balance	Consideration	Accounting Cost Base	
	31/10/2022	Revaluation	0.00	0.00	(3,942.32)	0.00	64,353.60	0.00	0.00	0.00
	30/11/2022	Revaluation	0.00	0.00	1,809.59	0.00	66,163.19	0.00	0.00	0.00
	31/01/2023	Revaluation	0.00	0.00	1,518.77	0.00	67,681.96	0.00	0.00	0.00
	28/02/2023	Revaluation	0.00	0.00	(1,429.90)	0.00	66,252.06	0.00	0.00	0.00
	30/04/2023	Revaluation	0.00	0.00	3,077.91	0.00	69,329.97	0.00	0.00	0.00
	31/05/2023	Revaluation	0.00	0.00	(718.99)	0.00	68,610.98	0.00	0.00	0.00
	30/06/2023	Revaluation	0.00	0.00	347.38	0.00	68,958.36	0.00	0.00	0.00
	30/06/2023		80,785.33	0.00	(1,454.14)	0.00	68,958.36	0.00	0.00	0.00
FXUSD - FXUSD										
	01/07/2022	Opening Balance	402.29	0.00	0.00	0.00	582.94	0.00	0.00	0.00
	08/07/2022	Purchase	47.82	69.74	0.00	0.00	652.68	0.00	0.00	0.00
	14/07/2022	Purchase	27.35	40.53	0.00	0.00	693.21	0.00	0.00	0.00
	01/08/2022	Purchase	70.70	102.17	0.00	0.00	795.38	0.00	0.00	0.00
	09/08/2022	Purchase	10.29	14.54	0.00	0.00	809.92	0.00	0.00	0.00
	10/08/2022	Purchase	34.22	48.01	0.00	0.00	857.93	0.00	0.00	0.00
	11/08/2022	Purchase	23.83	33.62	0.00	0.00	891.55	0.00	0.00	0.00
	06/09/2022	Purchase	59.64	88.55	0.00	0.00	980.10	0.00	0.00	0.00
	06/09/2022	Purchase	42.71	63.42	0.00	0.00	1,043.52	0.00	0.00	0.00
	08/09/2022	Purchase	39.93	58.40	0.00	0.00	1,101.92	0.00	0.00	0.00
	15/09/2022	Purchase	42.56	63.44	0.00	0.00	1,165.36	0.00	0.00	0.00
	15/09/2022	Purchase	1.76	2.63	0.00	0.00	1,167.99	0.00	0.00	0.00
	29/09/2022	Purchase	76.65	117.95	0.00	0.00	1,285.94	0.00	0.00	0.00
	07/10/2022	Purchase	47.82	75.09	0.00	0.00	1,361.03	0.00	0.00	0.00
	13/10/2022	Purchase	25.77	40.91	0.00	0.00	1,401.94	0.00	0.00	0.00
	31/10/2022	Purchase	70.70	110.96	0.00	0.00	1,512.90	0.00	0.00	0.00
	09/11/2022	Purchase	10.29	15.57	0.00	0.00	1,528.47	0.00	0.00	0.00
	10/11/2022	Purchase	58.05	86.72	0.00	0.00	1,615.19	0.00	0.00	0.00
	05/12/2022	Purchase	59.64	89.07	0.00	0.00	1,704.26	0.00	0.00	0.00
	06/12/2022	Purchase	42.71	63.54	0.00	0.00	1,767.80	0.00	0.00	0.00
	08/12/2022	Purchase	43.79	64.66	0.00	0.00	1,832.46	0.00	0.00	0.00
	15/12/2022	Purchase	1.76	2.64	0.00	0.00	1,835.10	0.00	0.00	0.00
	15/12/2022	Purchase	42.56	63.32	0.00	0.00	1,898.42	0.00	0.00	0.00
	29/12/2022	Purchase	76.65	113.08	0.00	0.00	2,011.50	0.00	0.00	0.00
	09/01/2023	Purchase	50.59	73.20	0.00	0.00	2,084.70	0.00	0.00	0.00
	12/01/2023	Purchase	26.50	38.01	0.00	0.00	2,122.71	0.00	0.00	0.00

R&B McDougall Superannuation Fund
Market Movement Report

As at 30 June 2023

Investment	Date	Description	Unrealised				Realised			Total
			Units	Accounting Cost Movement	Market Movement	Depreciation	Balance	Consideration	Accounting Cost Base	
	31/01/2023	Revaluation	0.00	0.00	(27.67)	0.00	2,095.04	0.00	0.00	0.00
	31/01/2023	Purchase	70.70	98.92	0.00	0.00	2,193.96	0.00	0.00	0.00
	09/02/2023	Purchase	11.97	17.32	0.00	0.00	2,211.28	0.00	0.00	0.00
	10/02/2023	Purchase	34.22	49.15	0.00	0.00	2,260.43	0.00	0.00	0.00
	16/02/2023	Purchase	23.83	34.55	0.00	0.00	2,294.98	0.00	0.00	0.00
	28/02/2023	Revaluation	0.00	0.00	3.98	0.00	2,298.96	0.00	0.00	0.00
	03/03/2023	Purchase	61.13	90.33	0.00	0.00	2,389.29	0.00	0.00	0.00
	07/03/2023	Purchase	42.71	64.79	0.00	0.00	2,454.08	0.00	0.00	0.00
	09/03/2023	Purchase	43.79	65.64	0.00	0.00	2,519.72	0.00	0.00	0.00
	16/03/2023	Purchase	1.76	2.65	0.00	0.00	2,522.37	0.00	0.00	0.00
	23/03/2023	Purchase	46.82	70.37	0.00	0.00	2,592.74	0.00	0.00	0.00
	30/03/2023	Purchase	78.75	117.41	0.00	0.00	2,710.15	0.00	0.00	0.00
	10/04/2023	Purchase	50.59	76.23	0.00	0.00	2,786.38	0.00	0.00	0.00
	13/04/2023	Purchase	26.73	39.42	0.00	0.00	2,825.80	0.00	0.00	0.00
	01/05/2023	Purchase	70.70	105.95	0.00	0.00	2,931.75	0.00	0.00	0.00
	09/05/2023	Purchase	11.97	17.65	0.00	0.00	2,949.40	0.00	0.00	0.00
	10/05/2023	Purchase	39.48	58.95	0.00	0.00	3,008.35	0.00	0.00	0.00
	18/05/2023	Purchase	24.86	37.43	0.00	0.00	3,045.78	0.00	0.00	0.00
	06/06/2023	Purchase	44.98	67.43	0.00	0.00	3,113.21	0.00	0.00	0.00
	08/06/2023	Purchase	43.79	64.90	0.00	0.00	3,178.11	0.00	0.00	0.00
	09/06/2023	Purchase	61.13	90.33	0.00	0.00	3,268.44	0.00	0.00	0.00
	15/06/2023	Purchase	46.82	68.26	0.00	0.00	3,336.70	0.00	0.00	0.00
	15/06/2023	Purchase	1.76	2.56	0.00	0.00	3,339.26	0.00	0.00	0.00
	29/06/2023	Purchase	78.75	119.06	0.00	0.00	3,458.32	0.00	0.00	0.00
	30/06/2023	Revaluation	0.00	0.00	72.73	0.00	3,531.05	0.00	0.00	0.00
	30/06/2023		2,353.82	2,899.07	49.04	0.00	3,531.05	0.00	0.00	0.00
GILD.NDQ - Gilead Sciences Inc.										
	01/07/2022	Opening Balance	150.00	0.00	0.00	0.00	13,458.41	0.00	0.00	0.00
	31/07/2022	Revaluation	0.00	0.00	(834.10)	0.00	12,624.31	0.00	0.00	0.00
	31/08/2022	Revaluation	0.00	0.00	868.44	0.00	13,492.75	0.00	0.00	0.00
	31/10/2022	Revaluation	0.00	0.00	4,721.52	0.00	18,214.27	0.00	0.00	0.00
	30/11/2022	Revaluation	0.00	0.00	716.07	0.00	18,930.34	0.00	0.00	0.00
	31/01/2023	Revaluation	0.00	0.00	(1,424.81)	0.00	17,505.53	0.00	0.00	0.00
	28/02/2023	Revaluation	0.00	0.00	84.08	0.00	17,589.61	0.00	0.00	0.00
	30/04/2023	Revaluation	0.00	0.00	1,066.22	0.00	18,655.83	0.00	0.00	0.00

R&B McDougall Superannuation Fund

Market Movement Report

As at 30 June 2023

Investment	Date	Description	Unrealised				Realised			Total
			Units	Accounting Cost Movement	Market Movement	Depreciation	Balance	Consideration	Accounting Cost Base	
	31/05/2023	Revaluation	0.00	0.00	(906.79)	0.00	17,749.04	0.00	0.00	0.00
	30/06/2023	Revaluation	0.00	0.00	(406.56)	0.00	17,342.48	0.00	0.00	0.00
	30/06/2023		150.00	0.00	3,884.07	0.00	17,342.48	0.00	0.00	0.00
GOOGL.NDQ - Alphabet Inc - Ordinary Shares - Class A										
	01/07/2022	Opening Balance	10.00	0.00	0.00	0.00	31,578.89	0.00	0.00	0.00
	15/07/2022	Purchase	200.00	24,577.66	0.00	0.00	56,156.55	0.00	0.00	0.00
	15/07/2022	Disposal	(10.00)	(24,577.66)	0.00	0.00	31,578.89	24,577.66	24,577.66	0.00
	15/07/2022	Writeback	0.00	0.00	(329.05)	0.00	31,249.84	0.00	0.00	0.00
	31/07/2022	Revaluation	0.00	0.00	2,042.46	0.00	33,292.30	0.00	0.00	0.00
	31/08/2022	Revaluation	0.00	0.00	(1,290.90)	0.00	32,001.40	0.00	0.00	0.00
	31/10/2022	Revaluation	0.00	0.00	(2,140.50)	0.00	29,860.90	0.00	0.00	0.00
	30/11/2022	Revaluation	0.00	0.00	(1,068.06)	0.00	28,792.84	0.00	0.00	0.00
	31/01/2023	Revaluation	0.00	0.00	(737.64)	0.00	28,055.20	0.00	0.00	0.00
	28/02/2023	Revaluation	0.00	0.00	(1,803.14)	0.00	26,252.06	0.00	0.00	0.00
	30/04/2023	Revaluation	0.00	0.00	6,226.00	0.00	32,478.06	0.00	0.00	0.00
	31/05/2023	Revaluation	0.00	0.00	5,775.20	0.00	38,253.26	0.00	0.00	0.00
	30/06/2023	Revaluation	0.00	0.00	(2,339.67)	0.00	35,913.59	0.00	0.00	0.00
	30/06/2023		200.00	0.00	4,334.70	0.00	35,913.59	24,577.66	24,577.66	0.00
Greatcell3 - Greatcell Energy Pty Ltd										
	01/07/2022	Opening Balance	300,000.00	0.00	0.00	0.00	75,000.00	0.00	0.00	0.00
	30/06/2023		300,000.00	0.00	0.00	0.00	75,000.00	0.00	0.00	0.00
HD.NYE - Home Depot, Inc.										
	01/07/2022	Opening Balance	32.00	0.00	0.00	0.00	12,712.80	0.00	0.00	0.00
	31/07/2022	Revaluation	0.00	0.00	(92.66)	0.00	12,620.14	0.00	0.00	0.00
	31/08/2022	Revaluation	0.00	0.00	83.03	0.00	12,703.17	0.00	0.00	0.00
	31/10/2022	Revaluation	0.00	0.00	946.69	0.00	13,649.86	0.00	0.00	0.00
	30/11/2022	Revaluation	0.00	0.00	474.70	0.00	14,124.56	0.00	0.00	0.00
	31/01/2023	Revaluation	0.00	0.00	(988.64)	0.00	13,135.92	0.00	0.00	0.00
	28/02/2023	Revaluation	0.00	0.00	(327.50)	0.00	12,808.42	0.00	0.00	0.00
	30/04/2023	Revaluation	0.00	0.00	1,741.17	0.00	14,549.59	0.00	0.00	0.00
	31/05/2023	Revaluation	0.00	0.00	(166.53)	0.00	14,383.06	0.00	0.00	0.00
	30/06/2023	Revaluation	0.00	0.00	529.15	0.00	14,912.21	0.00	0.00	0.00
	30/06/2023		32.00	0.00	2,199.41	0.00	14,912.21	0.00	0.00	0.00

R&B McDougall Superannuation Fund

Market Movement Report

As at 30 June 2023

Investment	Date	Description	Unrealised				Realised			Total
			Units	Accounting Cost Movement	Market Movement	Depreciation	Balance	Consideration	Accounting Cost Base	
HOW3590AU - Lennox Australian Small Comp Fd										
	01/07/2022	Opening Balance	14,397.12	0.00	0.00	0.00	17,747.33	0.00	0.00	0.00
	31/07/2022	Revaluation	0.00	0.00	(1,580.81)	0.00	16,166.52	0.00	0.00	0.00
	31/08/2022	Revaluation	0.00	0.00	(434.79)	0.00	15,731.73	0.00	0.00	0.00
	31/10/2022	Revaluation	0.00	0.00	(237.55)	0.00	15,494.18	0.00	0.00	0.00
	30/11/2022	Revaluation	0.00	0.00	668.03	0.00	16,162.21	0.00	0.00	0.00
	31/01/2023	Revaluation	0.00	0.00	757.28	0.00	16,919.49	0.00	0.00	0.00
	28/02/2023	Revaluation	0.00	0.00	(207.31)	0.00	16,712.18	0.00	0.00	0.00
	30/04/2023	Revaluation	0.00	0.00	3,105.46	0.00	19,817.64	0.00	0.00	0.00
	31/05/2023	Revaluation	0.00	0.00	(390.17)	0.00	19,427.47	0.00	0.00	0.00
	30/06/2023	Revaluation	0.00	0.00	(719.85)	0.00	18,707.62	0.00	0.00	0.00
	30/06/2023		14,397.12	0.00	960.29	0.00	18,707.62	0.00	0.00	0.00
IAGPD.AX - Insurance Australia Group Limited										
	01/07/2022	Opening Balance	290.00	0.00	0.00	0.00	29,580.00	0.00	0.00	0.00
	31/07/2022	Revaluation	0.00	0.00	(423.40)	0.00	29,156.60	0.00	0.00	0.00
	31/08/2022	Revaluation	0.00	0.00	101.50	0.00	29,258.10	0.00	0.00	0.00
	31/10/2022	Revaluation	0.00	0.00	49.30	0.00	29,307.40	0.00	0.00	0.00
	30/11/2022	Revaluation	0.00	0.00	(63.80)	0.00	29,243.60	0.00	0.00	0.00
	22/12/2022	Disposal	(290.00)	(30,409.20)	0.00	0.00	(1,165.60)	29,000.00	30,409.20	(1,409.20)
	22/12/2022	Writeback	0.00	0.00	669.70	0.00	(495.90)	0.00	0.00	0.00
	30/04/2023	Revaluation	0.00	0.00	495.90	0.00	0.00	0.00	0.00	0.00
	30/06/2023		0.00	(30,409.20)	829.20	0.00	0.00	29,000.00	30,409.20	(1,409.20)
IAGPE.AX - Insurance Australia Group Limited										
	22/12/2022	Purchase	290.00	29,000.00	0.00	0.00	29,000.00	0.00	0.00	0.00
	30/06/2023	Revaluation	0.00	0.00	348.00	0.00	29,348.00	0.00	0.00	0.00
	30/06/2023		290.00	29,000.00	348.00	0.00	29,348.00	0.00	0.00	0.00
JNJ.NYE - Johnson & Johnson										
	01/07/2022	Opening Balance	54.00	0.00	0.00	0.00	13,914.27	0.00	0.00	0.00
	31/07/2022	Revaluation	0.00	0.00	(257.88)	0.00	13,656.39	0.00	0.00	0.00
	31/08/2022	Revaluation	0.00	0.00	(614.88)	0.00	13,041.51	0.00	0.00	0.00
	31/10/2022	Revaluation	0.00	0.00	1,762.64	0.00	14,804.15	0.00	0.00	0.00
	30/11/2022	Revaluation	0.00	0.00	(290.06)	0.00	14,514.09	0.00	0.00	0.00
	31/01/2023	Revaluation	0.00	0.00	(1,524.86)	0.00	12,989.23	0.00	0.00	0.00
	28/02/2023	Revaluation	0.00	0.00	(421.95)	0.00	12,567.28	0.00	0.00	0.00

R&B McDougall Superannuation Fund

Market Movement Report

As at 30 June 2023

Investment	Date	Description	Unrealised				Realised			Total
			Units	Accounting Cost Movement	Market Movement	Depreciation	Balance	Consideration	Accounting Cost Base	
	30/04/2023	Revaluation	0.00	0.00	806.10	0.00	13,373.38	0.00	0.00	0.00
	31/05/2023	Revaluation	0.00	0.00	(579.98)	0.00	12,793.40	0.00	0.00	0.00
	30/06/2023	Revaluation	0.00	0.00	615.06	0.00	13,408.46	0.00	0.00	0.00
	30/06/2023		54.00	0.00	(505.81)	0.00	13,408.46	0.00	0.00	0.00
JPM.NYE - JPMorgan Chase & Co.										
	01/07/2022	Opening Balance	101.00	0.00	0.00	0.00	16,481.10	0.00	0.00	0.00
	31/07/2022	Revaluation	0.00	0.00	(1,956.45)	0.00	14,524.65	0.00	0.00	0.00
	31/08/2022	Revaluation	0.00	0.00	218.41	0.00	14,743.06	0.00	0.00	0.00
	31/10/2022	Revaluation	0.00	0.00	2,838.18	0.00	17,581.24	0.00	0.00	0.00
	30/11/2022	Revaluation	0.00	0.00	589.17	0.00	18,170.41	0.00	0.00	0.00
	31/01/2023	Revaluation	0.00	0.00	(332.59)	0.00	17,837.82	0.00	0.00	0.00
	28/02/2023	Revaluation	0.00	0.00	947.89	0.00	18,785.71	0.00	0.00	0.00
	30/04/2023	Revaluation	0.00	0.00	2,337.20	0.00	21,122.91	0.00	0.00	0.00
	31/05/2023	Revaluation	0.00	0.00	106.47	0.00	21,229.38	0.00	0.00	0.00
	30/06/2023	Revaluation	0.00	0.00	806.98	0.00	22,036.36	0.00	0.00	0.00
	30/06/2023		101.00	0.00	5,555.26	0.00	22,036.36	0.00	0.00	0.00
LavaBlue1 - Lava Blue Ltd ACN 605 427 478										
	01/07/2022	Opening Balance	1,000,000.00	0.00	0.00	0.00	200,000.00	0.00	0.00	0.00
	28/02/2023	Revaluation	0.00	0.00	75,000.00	0.00	275,000.00	0.00	0.00	0.00
	30/06/2023	Revaluation	0.00	0.00	(50,000.00)	0.00	225,000.00	0.00	0.00	0.00
	30/06/2023		1,000,000.00	0.00	25,000.00	0.00	225,000.00	0.00	0.00	0.00
MA.NYE - Mastercard Incorporated - Ordinary Shares - Class A										
	01/07/2022	Opening Balance	30.00	0.00	0.00	0.00	13,738.43	0.00	0.00	0.00
	31/07/2022	Revaluation	0.00	0.00	101.86	0.00	13,840.29	0.00	0.00	0.00
	31/08/2022	Revaluation	0.00	0.00	(740.02)	0.00	13,100.27	0.00	0.00	0.00
	31/10/2022	Revaluation	0.00	0.00	871.92	0.00	13,972.19	0.00	0.00	0.00
	30/11/2022	Revaluation	0.00	0.00	166.36	0.00	14,138.55	0.00	0.00	0.00
	31/01/2023	Revaluation	0.00	0.00	342.98	0.00	14,481.53	0.00	0.00	0.00
	28/02/2023	Revaluation	0.00	0.00	(241.70)	0.00	14,239.83	0.00	0.00	0.00
	30/04/2023	Revaluation	0.00	0.00	3,008.13	0.00	17,247.96	0.00	0.00	0.00
	31/05/2023	Revaluation	0.00	0.00	(9.13)	0.00	17,238.83	0.00	0.00	0.00
	30/06/2023	Revaluation	0.00	0.00	461.44	0.00	17,700.27	0.00	0.00	0.00
	30/06/2023		30.00	0.00	3,961.84	0.00	17,700.27	0.00	0.00	0.00

R&B McDougall Superannuation Fund

Market Movement Report

As at 30 June 2023

Investment	Date	Description	Unrealised				Realised			Total
			Units	Accounting Cost Movement	Market Movement	Depreciation	Balance	Consideration	Accounting Cost Base	
MBLPC.AX - Macquarie Bank Limited (Netwealth Portfolio)										
	01/07/2022	Opening Balance	267.00	0.00	0.00	0.00	27,832.08	0.00	0.00	0.00
	31/07/2022	Revaluation	0.00	0.00	157.53	0.00	27,989.61	0.00	0.00	0.00
	31/08/2022	Revaluation	0.00	0.00	34.44	0.00	28,024.05	0.00	0.00	0.00
	31/10/2022	Revaluation	0.00	0.00	(258.72)	0.00	27,765.33	0.00	0.00	0.00
	30/11/2022	Revaluation	0.00	0.00	293.70	0.00	28,059.03	0.00	0.00	0.00
	31/01/2023	Revaluation	0.00	0.00	(34.71)	0.00	28,024.32	0.00	0.00	0.00
	28/02/2023	Revaluation	0.00	0.00	(34.71)	0.00	27,989.61	0.00	0.00	0.00
	30/04/2023	Revaluation	0.00	0.00	232.29	0.00	28,221.90	0.00	0.00	0.00
	31/05/2023	Revaluation	0.00	0.00	(16.02)	0.00	28,205.88	0.00	0.00	0.00
	30/06/2023	Revaluation	0.00	0.00	(34.71)	0.00	28,171.17	0.00	0.00	0.00
	30/06/2023		267.00	0.00	339.09	0.00	28,171.17	0.00	0.00	0.00
MBLPD.AX - Macquarie Bank Limited										
	01/07/2022	Opening Balance	300.00	0.00	0.00	0.00	29,145.00	0.00	0.00	0.00
	31/07/2022	Revaluation	0.00	0.00	(315.00)	0.00	28,830.00	0.00	0.00	0.00
	31/08/2022	Revaluation	0.00	0.00	69.00	0.00	28,899.00	0.00	0.00	0.00
	31/10/2022	Revaluation	0.00	0.00	126.00	0.00	29,025.00	0.00	0.00	0.00
	31/01/2023	Revaluation	0.00	0.00	927.30	0.00	29,952.30	0.00	0.00	0.00
	28/02/2023	Revaluation	0.00	0.00	(495.30)	0.00	29,457.00	0.00	0.00	0.00
	30/04/2023	Revaluation	0.00	0.00	1,143.00	0.00	30,600.00	0.00	0.00	0.00
	31/05/2023	Revaluation	0.00	0.00	(840.00)	0.00	29,760.00	0.00	0.00	0.00
	30/06/2023	Revaluation	0.00	0.00	180.00	0.00	29,940.00	0.00	0.00	0.00
	30/06/2023		300.00	0.00	795.00	0.00	29,940.00	0.00	0.00	0.00
MFG.AX - Magellan Financial Group Limited										
	01/07/2022	Opening Balance	212.00	0.00	0.00	0.00	2,739.04	0.00	0.00	0.00
	31/07/2022	Revaluation	0.00	0.00	(330.72)	0.00	2,408.32	0.00	0.00	0.00
	31/08/2022	Revaluation	0.00	0.00	(430.36)	0.00	1,977.96	0.00	0.00	0.00
	31/10/2022	Revaluation	0.00	0.00	(616.92)	0.00	1,361.04	0.00	0.00	0.00
	30/11/2022	Revaluation	0.00	0.00	6.36	0.00	1,367.40	0.00	0.00	0.00
	31/01/2023	Revaluation	0.00	0.00	(97.52)	0.00	1,269.88	0.00	0.00	0.00
	28/02/2023	Revaluation	0.00	0.00	(139.92)	0.00	1,129.96	0.00	0.00	0.00
	30/04/2023	Revaluation	0.00	0.00	591.48	0.00	1,721.44	0.00	0.00	0.00
	31/05/2023	Revaluation	0.00	0.00	(25.44)	0.00	1,696.00	0.00	0.00	0.00
	30/06/2023	Revaluation	0.00	0.00	315.88	0.00	2,011.88	0.00	0.00	0.00

R&B McDougall Superannuation Fund

Market Movement Report

As at 30 June 2023

Investment	Date	Description	Unrealised				Realised			Total
			Units	Accounting Cost Movement	Market Movement	Depreciation	Balance	Consideration	Accounting Cost Base	
	30/06/2023		212.00	0.00	(727.16)	0.00	2,011.88	0.00	0.00	0.00
MFGO.AX - Magellan Financial Group Limited										
	01/07/2022	Opening Balance	26.00	0.00	0.00	0.00	19.11	0.00	0.00	0.00
	31/07/2022	Revaluation	0.00	0.00	(10.92)	0.00	8.19	0.00	0.00	0.00
	31/08/2022	Revaluation	0.00	0.00	(4.03)	0.00	4.16	0.00	0.00	0.00
	31/10/2022	Revaluation	0.00	0.00	(9.36)	0.00	(5.20)	0.00	0.00	0.00
	30/11/2022	Revaluation	0.00	0.00	(2.86)	0.00	(8.06)	0.00	0.00	0.00
	31/01/2023	Revaluation	0.00	0.00	1.43	0.00	(6.63)	0.00	0.00	0.00
	28/02/2023	Revaluation	0.00	0.00	(1.56)	0.00	(8.19)	0.00	0.00	0.00
	30/04/2023	Revaluation	0.00	0.00	13.52	0.00	5.33	0.00	0.00	0.00
	31/05/2023	Revaluation	0.00	0.00	(0.52)	0.00	4.81	0.00	0.00	0.00
	30/06/2023	Revaluation	0.00	0.00	0.39	0.00	5.20	0.00	0.00	0.00
	30/06/2023		26.00	0.00	(13.91)	0.00	5.20	0.00	0.00	0.00
MQG.AX - Macquarie Group Limited										
	01/07/2022	Opening Balance	300.00	0.00	0.00	0.00	49,353.00	0.00	0.00	0.00
	31/07/2022	Revaluation	0.00	0.00	(2,097.00)	0.00	47,256.00	0.00	0.00	0.00
	31/08/2022	Revaluation	0.00	0.00	(1,788.00)	0.00	45,468.00	0.00	0.00	0.00
	31/10/2022	Revaluation	0.00	0.00	(2,601.00)	0.00	42,867.00	0.00	0.00	0.00
	30/11/2022	Revaluation	0.00	0.00	3,450.00	0.00	46,317.00	0.00	0.00	0.00
	31/01/2023	Revaluation	0.00	0.00	2,691.00	0.00	49,008.00	0.00	0.00	0.00
	28/02/2023	Revaluation	0.00	0.00	444.00	0.00	49,452.00	0.00	0.00	0.00
	30/04/2023	Revaluation	0.00	0.00	5,328.00	0.00	54,780.00	0.00	0.00	0.00
	31/05/2023	Revaluation	0.00	0.00	(2,250.00)	0.00	52,530.00	0.00	0.00	0.00
	30/06/2023	Revaluation	0.00	0.00	756.00	0.00	53,286.00	0.00	0.00	0.00
	30/06/2023		300.00	0.00	3,933.00	0.00	53,286.00	0.00	0.00	0.00
MQGPD.AX - Macquarie Group Limited										
	01/07/2022	Opening Balance	277.00	0.00	0.00	0.00	28,569.78	0.00	0.00	0.00
	31/07/2022	Revaluation	0.00	0.00	392.51	0.00	28,962.29	0.00	0.00	0.00
	31/08/2022	Revaluation	0.00	0.00	(508.85)	0.00	28,453.44	0.00	0.00	0.00
	31/10/2022	Revaluation	0.00	0.00	(279.77)	0.00	28,173.67	0.00	0.00	0.00
	30/11/2022	Revaluation	0.00	0.00	969.50	0.00	29,143.17	0.00	0.00	0.00
	31/01/2023	Revaluation	0.00	0.00	(207.75)	0.00	28,935.42	0.00	0.00	0.00
	28/02/2023	Revaluation	0.00	0.00	63.71	0.00	28,999.13	0.00	0.00	0.00

R&B McDougall Superannuation Fund

Market Movement Report

As at 30 June 2023

Investment	Date	Description	Unrealised				Realised			Total
			Units	Accounting Cost Movement	Market Movement	Depreciation	Balance	Consideration	Accounting Cost Base	
	30/04/2023	Revaluation	0.00	0.00	(52.63)	0.00	28,946.50	0.00	0.00	0.00
	31/05/2023	Revaluation	0.00	0.00	138.50	0.00	29,085.00	0.00	0.00	0.00
	30/06/2023	Revaluation	0.00	0.00	(13.85)	0.00	29,071.15	0.00	0.00	0.00
	30/06/2023		277.00	0.00	501.37	0.00	29,071.15	0.00	0.00	0.00
MQGPF.AX - Macquarie Group Limited										
	12/07/2022	Purchase	200.00	20,020.00	0.00	0.00	20,020.00	0.00	0.00	0.00
	30/06/2023	Revaluation	0.00	0.00	748.00	0.00	20,768.00	0.00	0.00	0.00
	30/06/2023		200.00	20,020.00	748.00	0.00	20,768.00	0.00	0.00	0.00
MRK.NYE - Merck & Co Inc										
	01/07/2022	Opening Balance	99.00	0.00	0.00	0.00	13,073.74	0.00	0.00	0.00
	31/07/2022	Revaluation	0.00	0.00	(294.30)	0.00	12,779.44	0.00	0.00	0.00
	31/08/2022	Revaluation	0.00	0.00	21.62	0.00	12,801.06	0.00	0.00	0.00
	31/10/2022	Revaluation	0.00	0.00	2,777.37	0.00	15,578.43	0.00	0.00	0.00
	30/11/2022	Revaluation	0.00	0.00	619.87	0.00	16,198.30	0.00	0.00	0.00
	31/01/2023	Revaluation	0.00	0.00	(1,362.12)	0.00	14,836.18	0.00	0.00	0.00
	28/02/2023	Revaluation	0.00	0.00	1,286.47	0.00	16,122.65	0.00	0.00	0.00
	30/04/2023	Revaluation	0.00	0.00	1,171.65	0.00	17,294.30	0.00	0.00	0.00
	31/05/2023	Revaluation	0.00	0.00	(416.43)	0.00	16,877.87	0.00	0.00	0.00
	30/06/2023	Revaluation	0.00	0.00	259.26	0.00	17,137.13	0.00	0.00	0.00
	30/06/2023		99.00	0.00	4,063.39	0.00	17,137.13	0.00	0.00	0.00
MSFT.NDQ - Microsoft Corporation										
	01/07/2022	Opening Balance	92.00	0.00	0.00	0.00	34,225.21	0.00	0.00	0.00
	31/07/2022	Revaluation	0.00	0.00	1,623.40	0.00	35,848.61	0.00	0.00	0.00
	31/08/2022	Revaluation	0.00	0.00	(1,279.82)	0.00	34,568.79	0.00	0.00	0.00
	31/10/2022	Revaluation	0.00	0.00	(2,035.92)	0.00	32,532.87	0.00	0.00	0.00
	30/11/2022	Revaluation	0.00	0.00	(313.05)	0.00	32,219.82	0.00	0.00	0.00
	31/01/2023	Revaluation	0.00	0.00	(1,107.34)	0.00	31,112.48	0.00	0.00	0.00
	28/02/2023	Revaluation	0.00	0.00	1,524.45	0.00	32,636.93	0.00	0.00	0.00
	30/04/2023	Revaluation	0.00	0.00	10,128.45	0.00	42,765.38	0.00	0.00	0.00
	31/05/2023	Revaluation	0.00	0.00	4,242.88	0.00	47,008.26	0.00	0.00	0.00
	30/06/2023	Revaluation	0.00	0.00	(9.04)	0.00	46,999.22	0.00	0.00	0.00
	30/06/2023		92.00	0.00	12,774.01	0.00	46,999.22	0.00	0.00	0.00

R&B McDougall Superannuation Fund

Market Movement Report

As at 30 June 2023

Investment	Date	Description	Unrealised				Realised			Total
			Units	Accounting Cost Movement	Market Movement	Depreciation	Balance	Consideration	Accounting Cost Base	
NABPF.AX - National Australia Bank Limited										
	01/07/2022	Opening Balance	271.00	0.00	0.00	0.00	28,024.11	0.00	0.00	0.00
	31/07/2022	Revaluation	0.00	0.00	(325.20)	0.00	27,698.91	0.00	0.00	0.00
	31/08/2022	Revaluation	0.00	0.00	124.66	0.00	27,823.57	0.00	0.00	0.00
	31/10/2022	Revaluation	0.00	0.00	(341.46)	0.00	27,482.11	0.00	0.00	0.00
	30/11/2022	Revaluation	0.00	0.00	406.23	0.00	27,888.34	0.00	0.00	0.00
	31/01/2023	Revaluation	0.00	0.00	284.82	0.00	28,173.16	0.00	0.00	0.00
	28/02/2023	Revaluation	0.00	0.00	(149.05)	0.00	28,024.11	0.00	0.00	0.00
	30/04/2023	Revaluation	0.00	0.00	558.26	0.00	28,582.37	0.00	0.00	0.00
	31/05/2023	Revaluation	0.00	0.00	(373.98)	0.00	28,208.39	0.00	0.00	0.00
	30/06/2023	Revaluation	0.00	0.00	(38.48)	0.00	28,169.91	0.00	0.00	0.00
	30/06/2023		271.00	0.00	145.80	0.00	28,169.91	0.00	0.00	0.00
NCM.AX - Newcrest Mining Limited										
	01/07/2022	Opening Balance	587.00	0.00	0.00	0.00	12,262.43	0.00	0.00	0.00
	31/07/2022	Revaluation	0.00	0.00	(3,351.77)	0.00	8,910.66	0.00	0.00	0.00
	31/08/2022	Revaluation	0.00	0.00	(974.42)	0.00	7,936.24	0.00	0.00	0.00
	31/10/2022	Revaluation	0.00	0.00	99.79	0.00	8,036.03	0.00	0.00	0.00
	30/11/2022	Revaluation	0.00	0.00	1,068.34	0.00	9,104.37	0.00	0.00	0.00
	31/01/2023	Revaluation	0.00	0.00	1,725.78	0.00	10,830.15	0.00	0.00	0.00
	30/04/2023	Revaluation	0.00	0.00	6,145.89	0.00	16,976.04	0.00	0.00	0.00
	31/05/2023	Revaluation	0.00	0.00	(1,896.01)	0.00	15,080.03	0.00	0.00	0.00
	30/06/2023	Revaluation	0.00	0.00	428.51	0.00	15,508.54	0.00	0.00	0.00
	30/06/2023		587.00	0.00	3,246.11	0.00	15,508.54	0.00	0.00	0.00
NXT.AX - Nextdc Limited										
	01/07/2022	Opening Balance	821.00	0.00	0.00	0.00	8,735.44	0.00	0.00	0.00
	31/07/2022	Revaluation	0.00	0.00	443.34	0.00	9,178.78	0.00	0.00	0.00
	31/08/2022	Revaluation	0.00	0.00	(1,256.13)	0.00	7,922.65	0.00	0.00	0.00
	31/10/2022	Revaluation	0.00	0.00	(1,215.08)	0.00	6,707.57	0.00	0.00	0.00
	30/11/2022	Revaluation	0.00	0.00	927.73	0.00	7,635.30	0.00	0.00	0.00
	31/01/2023	Revaluation	0.00	0.00	41.05	0.00	7,676.35	0.00	0.00	0.00
	28/02/2023	Revaluation	0.00	0.00	65.68	0.00	7,742.03	0.00	0.00	0.00
	30/04/2023	Revaluation	0.00	0.00	1,683.05	0.00	9,425.08	0.00	0.00	0.00
	31/05/2023	Revaluation	0.00	0.00	1,116.56	0.00	10,541.64	0.00	0.00	0.00
	07/06/2023	Purchase	103.00	1,112.40	0.00	0.00	11,654.04	0.00	0.00	0.00
	30/06/2023	Revaluation	0.00	0.00	(30.12)	0.00	11,623.92	0.00	0.00	0.00

R&B McDougall Superannuation Fund

Market Movement Report

As at 30 June 2023

Investment	Date	Description	Unrealised				Realised			Total
			Units	Accounting Cost Movement	Market Movement	Depreciation	Balance	Consideration	Accounting Cost Base	
	30/06/2023		924.00	1,112.40	1,776.08	0.00	11,623.92	0.00	0.00	0.00
OGN.NYE - Organon & Co.										
	01/07/2022	Opening Balance	9.00	0.00	0.00	0.00	440.92	0.00	0.00	0.00
	31/07/2022	Revaluation	0.00	0.00	(83.33)	0.00	357.59	0.00	0.00	0.00
	31/08/2022	Revaluation	0.00	0.00	(22.25)	0.00	335.34	0.00	0.00	0.00
	31/10/2022	Revaluation	0.00	0.00	(20.94)	0.00	314.40	0.00	0.00	0.00
	30/11/2022	Revaluation	0.00	0.00	(32.63)	0.00	281.77	0.00	0.00	0.00
	31/01/2023	Revaluation	0.00	0.00	47.55	0.00	329.32	0.00	0.00	0.00
	28/02/2023	Revaluation	0.00	0.00	(41.15)	0.00	288.17	0.00	0.00	0.00
	30/04/2023	Revaluation	0.00	0.00	47.19	0.00	335.36	0.00	0.00	0.00
	31/05/2023	Revaluation	0.00	0.00	(65.43)	0.00	269.93	0.00	0.00	0.00
	30/06/2023	Revaluation	0.00	0.00	11.03	0.00	280.96	0.00	0.00	0.00
	30/06/2023		9.00	0.00	(159.96)	0.00	280.96	0.00	0.00	0.00
ORG.AX - Origin Energy Limited										
	01/07/2022	Opening Balance	2,673.00	0.00	0.00	0.00	15,316.29	0.00	0.00	0.00
	31/07/2022	Revaluation	0.00	0.00	(2,352.24)	0.00	12,964.05	0.00	0.00	0.00
	31/08/2022	Revaluation	0.00	0.00	1,202.85	0.00	14,166.90	0.00	0.00	0.00
	31/10/2022	Revaluation	0.00	0.00	(2,619.54)	0.00	11,547.36	0.00	0.00	0.00
	30/11/2022	Revaluation	0.00	0.00	6,842.88	0.00	18,390.24	0.00	0.00	0.00
	31/01/2023	Revaluation	0.00	0.00	(1,363.23)	0.00	17,027.01	0.00	0.00	0.00
	28/02/2023	Revaluation	0.00	0.00	1,844.37	0.00	18,871.38	0.00	0.00	0.00
	30/04/2023	Revaluation	0.00	0.00	3,421.44	0.00	22,292.82	0.00	0.00	0.00
	31/05/2023	Revaluation	0.00	0.00	80.19	0.00	22,373.01	0.00	0.00	0.00
	30/06/2023	Revaluation	0.00	0.00	106.92	0.00	22,479.93	0.00	0.00	0.00
	30/06/2023		2,673.00	0.00	7,163.64	0.00	22,479.93	0.00	0.00	0.00
PFE.NYE - Pfizer Inc.										
	01/07/2022	Opening Balance	213.00	0.00	0.00	0.00	16,210.75	0.00	0.00	0.00
	31/07/2022	Revaluation	0.00	0.00	(741.79)	0.00	15,468.96	0.00	0.00	0.00
	31/08/2022	Revaluation	0.00	0.00	(995.74)	0.00	14,473.22	0.00	0.00	0.00
	31/10/2022	Revaluation	0.00	0.00	1,258.54	0.00	15,731.76	0.00	0.00	0.00
	30/11/2022	Revaluation	0.00	0.00	158.38	0.00	15,890.14	0.00	0.00	0.00
	31/01/2023	Revaluation	0.00	0.00	(2,651.25)	0.00	13,238.89	0.00	0.00	0.00
	28/02/2023	Revaluation	0.00	0.00	(73.36)	0.00	13,165.53	0.00	0.00	0.00

R&B McDougall Superannuation Fund

Market Movement Report

As at 30 June 2023

Investment	Date	Description	Unrealised				Realised			Total
			Units	Accounting Cost Movement	Market Movement	Depreciation	Balance	Consideration	Accounting Cost Base	
	30/04/2023	Revaluation	0.00	0.00	(633.65)	0.00	12,531.88	0.00	0.00	0.00
	31/05/2023	Revaluation	0.00	0.00	(239.01)	0.00	12,292.87	0.00	0.00	0.00
	30/06/2023	Revaluation	0.00	0.00	(572.44)	0.00	11,720.43	0.00	0.00	0.00
	30/06/2023		213.00	0.00	(4,490.32)	0.00	11,720.43	0.00	0.00	0.00
PLUS.AX1 - Vaneck Australian Corporate Bond PLUS Etf										
	01/07/2022	Opening Balance	2,053.00	0.00	0.00	0.00	32,868.53	0.00	0.00	0.00
	31/07/2022	Revaluation	0.00	0.00	(20.53)	0.00	32,848.00	0.00	0.00	0.00
	31/08/2022	Revaluation	0.00	0.00	(656.96)	0.00	32,191.04	0.00	0.00	0.00
	31/10/2022	Revaluation	0.00	0.00	(574.84)	0.00	31,616.20	0.00	0.00	0.00
	30/11/2022	Revaluation	0.00	0.00	266.89	0.00	31,883.09	0.00	0.00	0.00
	31/01/2023	Revaluation	0.00	0.00	574.84	0.00	32,457.93	0.00	0.00	0.00
	28/02/2023	Revaluation	0.00	0.00	(307.95)	0.00	32,149.98	0.00	0.00	0.00
	30/04/2023	Revaluation	0.00	0.00	1,560.28	0.00	33,710.26	0.00	0.00	0.00
	31/05/2023	Revaluation	0.00	0.00	(369.54)	0.00	33,340.72	0.00	0.00	0.00
	30/06/2023	Revaluation	0.00	0.00	(492.72)	0.00	32,848.00	0.00	0.00	0.00
	30/06/2023		2,053.00	0.00	(20.53)	0.00	32,848.00	0.00	0.00	0.00
PPCHB.AX - Peet Limited										
	01/07/2022	Opening Balance	131.00	0.00	0.00	0.00	12,838.00	0.00	0.00	0.00
	31/07/2022	Revaluation	0.00	0.00	(26.07)	0.00	12,811.93	0.00	0.00	0.00
	31/08/2022	Revaluation	0.00	0.00	137.42	0.00	12,949.35	0.00	0.00	0.00
	05/10/2022	Disposal	(131.00)	(13,053.00)	0.00	0.00	(103.65)	13,100.00	13,053.00	47.00
	05/10/2022	Writeback	0.00	0.00	(145.25)	0.00	(248.90)	0.00	0.00	0.00
	30/04/2023	Revaluation	0.00	0.00	248.90	0.00	0.00	0.00	0.00	0.00
	30/06/2023		0.00	(13,053.00)	215.00	0.00	0.00	13,100.00	13,053.00	47.00
PYPL.NDQ - PayPal Holdings Inc										
	01/07/2022	Opening Balance	52.00	0.00	0.00	0.00	5,262.54	0.00	0.00	0.00
	31/07/2022	Revaluation	0.00	0.00	210.53	0.00	5,473.07	0.00	0.00	0.00
	31/08/2022	Revaluation	0.00	0.00	604.32	0.00	6,077.39	0.00	0.00	0.00
	31/10/2022	Revaluation	0.00	0.00	(92.77)	0.00	5,984.62	0.00	0.00	0.00
	30/11/2022	Revaluation	0.00	0.00	(723.06)	0.00	5,261.56	0.00	0.00	0.00
	31/01/2023	Revaluation	0.00	0.00	(222.73)	0.00	5,038.83	0.00	0.00	0.00
	28/02/2023	Revaluation	0.00	0.00	(374.43)	0.00	4,664.40	0.00	0.00	0.00
	30/04/2023	Revaluation	0.00	0.00	1,314.42	0.00	5,978.82	0.00	0.00	0.00
	31/05/2023	Revaluation	0.00	0.00	(1,172.31)	0.00	4,806.51	0.00	0.00	0.00

R&B McDougall Superannuation Fund

Market Movement Report

As at 30 June 2023

Investment	Date	Description	Unrealised				Realised			Total
			Units	Accounting Cost Movement	Market Movement	Depreciation	Balance	Consideration	Accounting Cost Base	
	30/06/2023	Revaluation	0.00	0.00	398.95	0.00	5,205.46	0.00	0.00	0.00
	30/06/2023		52.00	0.00	(57.08)	0.00	5,205.46	0.00	0.00	0.00
RHCPA.AX - Ramsay Health Care Limited										
	01/07/2022	Opening Balance	284.00	0.00	0.00	0.00	28,300.60	0.00	0.00	0.00
	31/07/2022	Revaluation	0.00	0.00	525.40	0.00	28,826.00	0.00	0.00	0.00
	31/08/2022	Revaluation	0.00	0.00	156.20	0.00	28,982.20	0.00	0.00	0.00
	31/10/2022	Revaluation	0.00	0.00	99.40	0.00	29,081.60	0.00	0.00	0.00
	30/11/2022	Revaluation	0.00	0.00	198.80	0.00	29,280.40	0.00	0.00	0.00
	31/01/2023	Revaluation	0.00	0.00	355.00	0.00	29,635.40	0.00	0.00	0.00
	28/02/2023	Revaluation	0.00	0.00	73.84	0.00	29,709.24	0.00	0.00	0.00
	30/04/2023	Revaluation	0.00	0.00	(264.12)	0.00	29,445.12	0.00	0.00	0.00
	31/05/2023	Revaluation	0.00	0.00	(22.72)	0.00	29,422.40	0.00	0.00	0.00
	30/06/2023	Revaluation	0.00	0.00	110.76	0.00	29,533.16	0.00	0.00	0.00
	30/06/2023		284.00	0.00	1,232.56	0.00	29,533.16	0.00	0.00	0.00
RMD.AX - Resmed Inc										
	01/07/2022	Opening Balance	569.00	0.00	0.00	0.00	17,462.61	0.00	0.00	0.00
	31/07/2022	Revaluation	0.00	0.00	2,839.31	0.00	20,301.92	0.00	0.00	0.00
	31/08/2022	Revaluation	0.00	0.00	(1,138.00)	0.00	19,163.92	0.00	0.00	0.00
	31/10/2022	Revaluation	0.00	0.00	967.30	0.00	20,131.22	0.00	0.00	0.00
	30/11/2022	Revaluation	0.00	0.00	(204.84)	0.00	19,926.38	0.00	0.00	0.00
	31/01/2023	Revaluation	0.00	0.00	(1,246.11)	0.00	18,680.27	0.00	0.00	0.00
	28/02/2023	Revaluation	0.00	0.00	91.04	0.00	18,771.31	0.00	0.00	0.00
	30/04/2023	Revaluation	0.00	0.00	409.68	0.00	19,180.99	0.00	0.00	0.00
	31/05/2023	Revaluation	0.00	0.00	(278.81)	0.00	18,902.18	0.00	0.00	0.00
	30/06/2023	Revaluation	0.00	0.00	(233.29)	0.00	18,668.89	0.00	0.00	0.00
	30/06/2023		569.00	0.00	1,206.28	0.00	18,668.89	0.00	0.00	0.00
SUBD.AX - Vaneck Australian Subordinated Debt Etf										
	01/07/2022	Opening Balance	1,539.00	0.00	0.00	0.00	37,582.38	0.00	0.00	0.00
	31/07/2022	Revaluation	0.00	0.00	(307.80)	0.00	37,274.58	0.00	0.00	0.00
	31/08/2022	Revaluation	0.00	0.00	261.63	0.00	37,536.21	0.00	0.00	0.00
	31/10/2022	Revaluation	0.00	0.00	15.39	0.00	37,551.60	0.00	0.00	0.00
	30/11/2022	Revaluation	0.00	0.00	(92.34)	0.00	37,459.26	0.00	0.00	0.00
	31/01/2023	Revaluation	0.00	0.00	307.80	0.00	37,767.06	0.00	0.00	0.00
	28/02/2023	Revaluation	0.00	0.00	107.73	0.00	37,874.79	0.00	0.00	0.00

R&B McDougall Superannuation Fund

Market Movement Report

As at 30 June 2023

Investment	Date	Description	Unrealised				Realised			Total
			Units	Accounting Cost Movement	Market Movement	Depreciation	Balance	Consideration	Accounting Cost Base	
	30/04/2023	Revaluation	0.00	0.00	246.24	0.00	38,121.03	0.00	0.00	0.00
	31/05/2023	Revaluation	0.00	0.00	(15.39)	0.00	38,105.64	0.00	0.00	0.00
	30/06/2023	Revaluation	0.00	0.00	107.73	0.00	38,213.37	0.00	0.00	0.00
	30/06/2023		1,539.00	0.00	630.99	0.00	38,213.37	0.00	0.00	0.00
SUNPI.AX - Suncorp Group Limited										
	01/07/2022	Opening Balance	750.00	0.00	0.00	0.00	72,375.00	0.00	0.00	0.00
	31/07/2022	Revaluation	0.00	0.00	(345.00)	0.00	72,030.00	0.00	0.00	0.00
	31/08/2022	Revaluation	0.00	0.00	90.00	0.00	72,120.00	0.00	0.00	0.00
	31/10/2022	Revaluation	0.00	0.00	(825.00)	0.00	71,295.00	0.00	0.00	0.00
	30/11/2022	Revaluation	0.00	0.00	600.00	0.00	71,895.00	0.00	0.00	0.00
	31/01/2023	Revaluation	0.00	0.00	2,587.50	0.00	74,482.50	0.00	0.00	0.00
	28/02/2023	Revaluation	0.00	0.00	(1,252.50)	0.00	73,230.00	0.00	0.00	0.00
	30/04/2023	Revaluation	0.00	0.00	2,010.00	0.00	75,240.00	0.00	0.00	0.00
	31/05/2023	Revaluation	0.00	0.00	(232.50)	0.00	75,007.50	0.00	0.00	0.00
	30/06/2023	Revaluation	0.00	0.00	(67.50)	0.00	74,940.00	0.00	0.00	0.00
	30/06/2023		750.00	0.00	2,565.00	0.00	74,940.00	0.00	0.00	0.00
TCL.AX4 - Transurban Group										
	01/07/2022	Opening Balance	1,372.00	0.00	0.00	0.00	19,729.36	0.00	0.00	0.00
	31/07/2022	Revaluation	0.00	0.00	(13.72)	0.00	19,715.64	0.00	0.00	0.00
	31/08/2022	Revaluation	0.00	0.00	(740.88)	0.00	18,974.76	0.00	0.00	0.00
	31/10/2022	Revaluation	0.00	0.00	(960.40)	0.00	18,014.36	0.00	0.00	0.00
	30/11/2022	Revaluation	0.00	0.00	1,262.24	0.00	19,276.60	0.00	0.00	0.00
	31/01/2023	Revaluation	0.00	0.00	(589.96)	0.00	18,686.64	0.00	0.00	0.00
	28/02/2023	Revaluation	0.00	0.00	493.92	0.00	19,180.56	0.00	0.00	0.00
	30/04/2023	Revaluation	0.00	0.00	1,385.72	0.00	20,566.28	0.00	0.00	0.00
	31/05/2023	Revaluation	0.00	0.00	(384.16)	0.00	20,182.12	0.00	0.00	0.00
	30/06/2023	Revaluation	0.00	0.00	(631.12)	0.00	19,551.00	0.00	0.00	0.00
	30/06/2023		1,372.00	0.00	(178.36)	0.00	19,551.00	0.00	0.00	0.00
TME.NYE - Tencent Music Entertainment Group - ADR										
	01/07/2022	Opening Balance	737.00	0.00	0.00	0.00	5,370.52	0.00	0.00	0.00
	31/07/2022	Revaluation	0.00	0.00	202.83	0.00	5,573.35	0.00	0.00	0.00
	31/08/2022	Revaluation	0.00	0.00	869.95	0.00	6,443.30	0.00	0.00	0.00
	31/10/2022	Revaluation	0.00	0.00	(1,116.92)	0.00	5,326.38	0.00	0.00	0.00
	30/11/2022	Revaluation	0.00	0.00	2,668.01	0.00	7,994.39	0.00	0.00	0.00

R&B McDougall Superannuation Fund

Market Movement Report

As at 30 June 2023

Investment	Date	Description	Unrealised				Realised			Total
			Units	Accounting Cost Movement	Market Movement	Depreciation	Balance	Consideration	Accounting Cost Base	
	31/01/2023	Revaluation	0.00	0.00	2,141.65	0.00	10,136.04	0.00	0.00	0.00
	28/02/2023	Revaluation	0.00	0.00	(781.51)	0.00	9,354.53	0.00	0.00	0.00
	30/04/2023	Revaluation	0.00	0.00	(1,092.54)	0.00	8,261.99	0.00	0.00	0.00
	31/05/2023	Revaluation	0.00	0.00	109.15	0.00	8,371.14	0.00	0.00	0.00
	30/06/2023	Revaluation	0.00	0.00	(211.73)	0.00	8,159.41	0.00	0.00	0.00
	30/06/2023		737.00	0.00	2,788.89	0.00	8,159.41	0.00	0.00	0.00
TSLA.NDQ - Tesla Inc										
	01/07/2022	Opening Balance	21.00	0.00	0.00	0.00	20,528.12	0.00	0.00	0.00
	31/07/2022	Revaluation	0.00	0.00	4,355.93	0.00	24,884.05	0.00	0.00	0.00
	24/08/2022	Purchase	63.00	16,755.52	0.00	0.00	41,639.57	0.00	0.00	0.00
	24/08/2022	Disposal	(21.00)	(16,755.52)	0.00	0.00	24,884.05	16,755.52	16,755.52	0.00
	24/08/2022	Writeback	0.00	0.00	(2,490.31)	0.00	22,393.74	0.00	0.00	0.00
	31/08/2022	Revaluation	0.00	0.00	1,938.10	0.00	24,331.84	0.00	0.00	0.00
	31/10/2022	Revaluation	0.00	0.00	(3,909.57)	0.00	20,422.27	0.00	0.00	0.00
	30/11/2022	Revaluation	0.00	0.00	(5,037.07)	0.00	15,385.20	0.00	0.00	0.00
	31/01/2023	Revaluation	0.00	0.00	(1,447.98)	0.00	13,937.22	0.00	0.00	0.00
	28/02/2023	Revaluation	0.00	0.00	2,432.92	0.00	16,370.14	0.00	0.00	0.00
	30/04/2023	Revaluation	0.00	0.00	(709.73)	0.00	15,660.41	0.00	0.00	0.00
	31/05/2023	Revaluation	0.00	0.00	3,019.12	0.00	18,679.53	0.00	0.00	0.00
	30/06/2023	Revaluation	0.00	0.00	6,060.21	0.00	24,739.74	0.00	0.00	0.00
	30/06/2023		63.00	0.00	4,211.62	0.00	24,739.74	16,755.52	16,755.52	0.00
TSM.NYE - Taiwan Semiconductor Manufacturing - ADR										
	01/07/2022	Opening Balance	75.00	0.00	0.00	0.00	8,884.58	0.00	0.00	0.00
	31/07/2022	Revaluation	0.00	0.00	(387.55)	0.00	8,497.03	0.00	0.00	0.00
	31/08/2022	Revaluation	0.00	0.00	(409.94)	0.00	8,087.09	0.00	0.00	0.00
	31/10/2022	Revaluation	0.00	0.00	(1,871.30)	0.00	6,215.79	0.00	0.00	0.00
	30/11/2022	Revaluation	0.00	0.00	1,687.90	0.00	7,903.69	0.00	0.00	0.00
	31/01/2023	Revaluation	0.00	0.00	968.74	0.00	8,872.43	0.00	0.00	0.00
	28/02/2023	Revaluation	0.00	0.00	(147.88)	0.00	8,724.55	0.00	0.00	0.00
	30/04/2023	Revaluation	0.00	0.00	840.50	0.00	9,565.05	0.00	0.00	0.00
	31/05/2023	Revaluation	0.00	0.00	2,316.38	0.00	11,881.43	0.00	0.00	0.00
	30/06/2023	Revaluation	0.00	0.00	(526.79)	0.00	11,354.64	0.00	0.00	0.00
	30/06/2023		75.00	0.00	2,470.06	0.00	11,354.64	0.00	0.00	0.00

R&B McDougall Superannuation Fund

Market Movement Report

As at 30 June 2023

Investment	Date	Description	Unrealised				Realised			Total
			Units	Accounting Cost Movement	Market Movement	Depreciation	Balance	Consideration	Accounting Cost Base	
VAP.AX1 - Vanguard Australian Property Securities Index Etf										
	01/07/2022	Opening Balance	1,199.00	0.00	0.00	0.00	91,124.00	0.00	0.00	0.00
	31/07/2022	Revaluation	0.00	0.00	(1,426.81)	0.00	89,697.19	0.00	0.00	0.00
	31/08/2022	Revaluation	0.00	0.00	(3,321.23)	0.00	86,375.96	0.00	0.00	0.00
	31/10/2022	Revaluation	0.00	0.00	(7,517.73)	0.00	78,858.23	0.00	0.00	0.00
	30/11/2022	Revaluation	0.00	0.00	5,455.45	0.00	84,313.68	0.00	0.00	0.00
	31/01/2023	Revaluation	0.00	0.00	4,963.86	0.00	89,277.54	0.00	0.00	0.00
	28/02/2023	Revaluation	0.00	0.00	(2,757.70)	0.00	86,519.84	0.00	0.00	0.00
	30/04/2023	Revaluation	0.00	0.00	7,853.45	0.00	94,373.29	0.00	0.00	0.00
	31/05/2023	Revaluation	0.00	0.00	(635.47)	0.00	93,737.82	0.00	0.00	0.00
	30/06/2023	Revaluation	0.00	0.00	(1,055.12)	0.00	92,682.70	0.00	0.00	0.00
	30/06/2023		1,199.00	0.00	1,558.70	0.00	92,682.70	0.00	0.00	0.00
WBC.AX - Westpac Banking Corporation										
	01/07/2022	Opening Balance	735.00	0.00	0.00	0.00	14,332.50	0.00	0.00	0.00
	31/07/2022	Revaluation	0.00	0.00	(1,991.85)	0.00	12,340.65	0.00	0.00	0.00
	31/08/2022	Revaluation	0.00	0.00	(169.05)	0.00	12,171.60	0.00	0.00	0.00
	31/10/2022	Revaluation	0.00	0.00	1,991.85	0.00	14,163.45	0.00	0.00	0.00
	30/11/2022	Revaluation	0.00	0.00	(117.60)	0.00	14,045.85	0.00	0.00	0.00
	31/01/2023	Revaluation	0.00	0.00	(58.80)	0.00	13,987.05	0.00	0.00	0.00
	28/02/2023	Revaluation	0.00	0.00	(749.70)	0.00	13,237.35	0.00	0.00	0.00
	30/04/2023	Revaluation	0.00	0.00	3,278.10	0.00	16,515.45	0.00	0.00	0.00
	31/05/2023	Revaluation	0.00	0.00	(999.60)	0.00	15,515.85	0.00	0.00	0.00
	30/06/2023	Revaluation	0.00	0.00	169.05	0.00	15,684.90	0.00	0.00	0.00
	30/06/2023		735.00	0.00	1,352.40	0.00	15,684.90	0.00	0.00	0.00
WBCPI.AX - Westpac Banking Corporation (Netwealth Portfolio)										
	01/07/2022	Opening Balance	277.00	0.00	0.00	0.00	28,295.55	0.00	0.00	0.00
	31/07/2022	Revaluation	0.00	0.00	(119.39)	0.00	28,176.16	0.00	0.00	0.00
	31/08/2022	Revaluation	0.00	0.00	230.19	0.00	28,406.35	0.00	0.00	0.00
	31/10/2022	Revaluation	0.00	0.00	(260.38)	0.00	28,145.97	0.00	0.00	0.00
	30/11/2022	Revaluation	0.00	0.00	263.15	0.00	28,409.12	0.00	0.00	0.00
	31/01/2023	Revaluation	0.00	0.00	72.02	0.00	28,481.14	0.00	0.00	0.00
	28/02/2023	Revaluation	0.00	0.00	(77.84)	0.00	28,403.30	0.00	0.00	0.00
	30/04/2023	Revaluation	0.00	0.00	72.30	0.00	28,475.60	0.00	0.00	0.00
	31/05/2023	Revaluation	0.00	0.00	55.40	0.00	28,531.00	0.00	0.00	0.00
	30/06/2023	Revaluation	0.00	0.00	(227.42)	0.00	28,303.58	0.00	0.00	0.00

R&B McDougall Superannuation Fund

Market Movement Report

As at 30 June 2023

Investment	Date	Description	Unrealised				Realised			Total
			Units	Accounting Cost Movement	Market Movement	Depreciation	Balance	Consideration	Accounting Cost Base	
	30/06/2023		277.00	0.00	8.03	0.00	28,303.58	0.00	0.00	0.00
WBCPL.AX - Westpac Banking Corporation										
	13/07/2022	Purchase	200.00	20,020.00	0.00	0.00	20,020.00	0.00	0.00	0.00
	31/07/2022	Revaluation	0.00	0.00	286.00	0.00	20,306.00	0.00	0.00	0.00
	31/08/2022	Revaluation	0.00	0.00	214.00	0.00	20,520.00	0.00	0.00	0.00
	31/10/2022	Revaluation	0.00	0.00	(60.00)	0.00	20,460.00	0.00	0.00	0.00
	30/11/2022	Revaluation	0.00	0.00	300.00	0.00	20,760.00	0.00	0.00	0.00
	31/01/2023	Revaluation	0.00	0.00	220.00	0.00	20,980.00	0.00	0.00	0.00
	28/02/2023	Revaluation	0.00	0.00	(8.00)	0.00	20,972.00	0.00	0.00	0.00
	30/04/2023	Revaluation	0.00	0.00	(276.00)	0.00	20,696.00	0.00	0.00	0.00
	31/05/2023	Revaluation	0.00	0.00	(218.00)	0.00	20,478.00	0.00	0.00	0.00
	30/06/2023	Revaluation	0.00	0.00	(70.00)	0.00	20,408.00	0.00	0.00	0.00
	30/06/2023		200.00	20,020.00	388.00	0.00	20,408.00	0.00	0.00	0.00
WDS.AX - Woodside Energy Group Ltd										
	01/07/2022	Opening Balance	918.00	0.00	0.00	0.00	29,229.12	0.00	0.00	0.00
	31/07/2022	Revaluation	0.00	0.00	7,495.02	0.00	36,724.14	0.00	0.00	0.00
	31/08/2022	Revaluation	0.00	0.00	3,571.02	0.00	40,295.16	0.00	0.00	0.00
	31/10/2022	Revaluation	0.00	0.00	119.34	0.00	40,414.50	0.00	0.00	0.00
	30/11/2022	Revaluation	0.00	0.00	761.94	0.00	41,176.44	0.00	0.00	0.00
	31/01/2023	Revaluation	0.00	0.00	(486.54)	0.00	40,689.90	0.00	0.00	0.00
	28/02/2023	Revaluation	0.00	0.00	(1,074.06)	0.00	39,615.84	0.00	0.00	0.00
	30/04/2023	Revaluation	0.00	0.00	(8,697.60)	0.00	30,918.24	0.00	0.00	0.00
	31/05/2023	Revaluation	0.00	0.00	1,303.56	0.00	32,221.80	0.00	0.00	0.00
	30/06/2023	Revaluation	0.00	0.00	(605.88)	0.00	31,615.92	0.00	0.00	0.00
	30/06/2023		918.00	0.00	2,386.80	0.00	31,615.92	0.00	0.00	0.00
WES.AX - Wesfarmers Limited										
	01/07/2022	Opening Balance	195.00	0.00	0.00	0.00	8,172.45	0.00	0.00	0.00
	31/07/2022	Revaluation	0.00	0.00	(198.90)	0.00	7,973.55	0.00	0.00	0.00
	31/08/2022	Revaluation	0.00	0.00	208.65	0.00	8,182.20	0.00	0.00	0.00
	31/10/2022	Revaluation	0.00	0.00	(713.70)	0.00	7,468.50	0.00	0.00	0.00
	30/11/2022	Revaluation	0.00	0.00	842.40	0.00	8,310.90	0.00	0.00	0.00
	31/01/2023	Revaluation	0.00	0.00	216.45	0.00	8,527.35	0.00	0.00	0.00
	28/02/2023	Revaluation	0.00	0.00	(181.35)	0.00	8,346.00	0.00	0.00	0.00

R&B McDougall Superannuation Fund
Market Movement Report

As at 30 June 2023

Investment	Date	Description	Unrealised				Realised			Total
			Units	Accounting Cost Movement	Market Movement	Depreciation	Balance	Consideration	Accounting Cost Base	
	30/04/2023	Revaluation	0.00	0.00	1,788.15	0.00	10,134.15	0.00	0.00	0.00
	31/05/2023	Revaluation	0.00	0.00	(520.65)	0.00	9,613.50	0.00	0.00	0.00
	30/06/2023	Revaluation	0.00	0.00	7.80	0.00	9,621.30	0.00	0.00	0.00
	30/06/2023		195.00	0.00	1,448.85	0.00	9,621.30	0.00	0.00	0.00
WOW.AX - Woolworths Group Limited										
	01/07/2022	Opening Balance	421.00	0.00	0.00	0.00	14,987.60	0.00	0.00	0.00
	31/07/2022	Revaluation	0.00	0.00	1,090.39	0.00	16,077.99	0.00	0.00	0.00
	31/08/2022	Revaluation	0.00	0.00	(374.69)	0.00	15,703.30	0.00	0.00	0.00
	31/10/2022	Revaluation	0.00	0.00	(1,620.85)	0.00	14,082.45	0.00	0.00	0.00
	30/11/2022	Revaluation	0.00	0.00	930.41	0.00	15,012.86	0.00	0.00	0.00
	31/01/2023	Revaluation	0.00	0.00	(92.62)	0.00	14,920.24	0.00	0.00	0.00
	28/02/2023	Revaluation	0.00	0.00	926.20	0.00	15,846.44	0.00	0.00	0.00
	30/04/2023	Revaluation	0.00	0.00	500.99	0.00	16,347.43	0.00	0.00	0.00
	31/05/2023	Revaluation	0.00	0.00	(239.97)	0.00	16,107.46	0.00	0.00	0.00
	30/06/2023	Revaluation	0.00	0.00	618.87	0.00	16,726.33	0.00	0.00	0.00
	30/06/2023		421.00	0.00	1,738.73	0.00	16,726.33	0.00	0.00	0.00
Total Market Movement					143,582.34				(1,617.28)	141,965.06

R&B McDougall Superannuation Fund

Capital Gains Reconciliation Report

For The Period 01 July 2022 - 30 June 2023

	Total	Discounted	Indexed	Other	Notional
Losses available to offset					
Carried forward from prior losses	2,985.82				
Carried forward from prior losses - Collectables	0.00				
Current year capital losses	1,719.35				
Current year capital losses - Collectables	0.00				
Total Losses Available	4,705.17				
Total Losses Available - Collectables	0.00				
Capital Gains					
Capital gains from disposal of assets	102.07	102.07	0.00	0.00	0.00
Capital gains from disposal of assets - Collectables	0.00	0.00	0.00	0.00	0.00
Capital gains from trust distributions	2,891.50	2,891.50	0.00	0.00	0.00
Capital Gains Before Losses applied	2,993.57	2,993.57	0.00	0.00	0.00
Losses and discount applied					
Losses applied	2,993.57	2,993.57	0.00	0.00	0.00
Losses applied - Collectables	0.00	0.00	0.00	0.00	0.00
Capital gains after losses applied	0.00	0.00	0.00	0.00	0.00
Capital gains after losses applied - Collectables	0.00	0.00	0.00	0.00	0.00
CGT Discount applied	0.00				
CGT Discount applied - Collectables	0.00				

R&B McDougall Superannuation Fund
Capital Gains Reconciliation Report

For The Period 01 July 2022 - 30 June 2023

	Total	Discounted	Indexed	Other	Notional
Net Capital Gain					
Net capital gain	0.00				
Net capital gain - Collectables	0.00				
Total Net Capital Gain (11A)	0.00				
Net Capital Losses Carried Forward to later income					
Net Capital Losses Carried Forward to later income years	1,711.60				
Net Capital Losses Carried Forward to later income years - Collectables	0.00				
Total Net Capital Losses Carried Forward to later income years (14V)	1,711.60				

Note

Refer to Realised Gains Report for details of Disposals at a Security level

Refer to Distribution Reconciliation Report for Trust Distribution details at a Security level

R&B McDougall Superannuation Fund

Realised Capital Gains Report

For The Period 01 July 2022 - 30 June 2023

Investment		Accounting Treatment				Tax Treatment						
Purchase Contract Date	Disposal Contract Date	Units	Cost	Proceeds	Accounting Profit/(Loss)	Adjusted Cost Base	Reduced Cost Base	Indexed Cost Base	Indexed Gains	Discounted Gains (Gross)	Other Gains	Capital Loss
Fixed Interest Securities (Australian) - Unitised												
PPCHB.AX - Peet Limited												
04/12/2020	05/10/2022	131.00	13,053.00	13,100.00	47.00	13,053.00	13,053.00	0.00	0.00	47.00	0.00	0.00
		131.00	13,053.00	13,100.00	47.00	13,053.00	13,053.00	0.00	0.00	47.00	0.00	0.00
		131.00	13,053.00	13,100.00	47.00	13,053.00	13,053.00	0.00	0.00	47.00	0.00	0.00
Managed Investments (Australian)												
HOW3590AU - Lennox Australian Small Comp Fd												
		0.00	0.00	0.00	0.00	0.00	0.00	0.00	0.00	144.34	0.00	0.00
		0.00	0.00	0.00	0.00	0.00	0.00	0.00	0.00	438.04	0.00	0.00
		0.00	0.00	0.00	0.00	0.00	0.00	0.00	0.00	163.02	0.00	0.00
		0.00	0.00	0.00	0.00	0.00	0.00	0.00	0.00	745.40	0.00	0.00
		0.00	0.00	0.00	0.00	0.00	0.00	0.00	0.00	745.40	0.00	0.00
Shares in Listed Companies (Australian)												
CBAPD.AX1 - Commonwealth Bank Of Australia.												
24/08/2021	15/11/2022	167.00	17,010.15	16,700.00	(310.15)	17,010.15	17,010.15	0.00	0.00	0.00	0.00	(310.15)
04/12/2020	15/11/2022	129.00	12,844.93	12,900.00	55.07	12,844.93	12,844.93	0.00	0.00	55.07	0.00	0.00
		296.00	29,855.08	29,600.00	(255.08)	29,855.08	29,855.08	0.00	0.00	55.07	0.00	(310.15)
IAGPD.AX - Insurance Australia Group Limited												
24/08/2021	22/12/2022	142.00	14,984.09	14,200.00	(784.09)	14,984.09	14,984.09	0.00	0.00	0.00	0.00	(784.09)
04/12/2020	22/12/2022	148.00	15,425.11	14,800.00	(625.11)	15,425.11	15,425.11	0.00	0.00	0.00	0.00	(625.11)
		290.00	30,409.20	29,000.00	(1,409.20)	30,409.20	30,409.20	0.00	0.00	0.00	0.00	(1,409.20)

R&B McDougall Superannuation Fund

Realised Capital Gains Report

For The Period 01 July 2022 - 30 June 2023

Investment		Accounting Treatment				Tax Treatment						
Purchase Contract Date	Disposal Contract Date	Units	Cost	Proceeds	Accounting Profit/(Loss)	Adjusted Cost Base	Reduced Cost Base	Indexed Cost Base	Indexed Gains	Discounted Gains (Gross)	Other Gains	Capital Loss
Shares in Listed Companies (Australian)												
		586.00	60,264.28	58,600.00	(1,664.28)	60,264.28	60,264.28	0.00	0.00	55.07	0.00	(1,719.35)
Shares in Listed Companies (Overseas)												
GOOGL.NDQ - Alphabet Inc - Ordinary Shares - Class A												
04/12/2020	15/07/2022	10.00	24,577.66	24,577.66	0.00	24,577.66	24,577.66	0.00	0.00	0.00	0.00	0.00
		10.00	24,577.66	24,577.66	0.00	24,577.66	24,577.66	0.00	0.00	0.00	0.00	0.00
TSLA.NDQ - Tesla Inc												
04/12/2020	24/08/2022	21.00	16,755.52	16,755.52	0.00	16,755.52	16,755.52	0.00	0.00	0.00	0.00	0.00
		21.00	16,755.52	16,755.52	0.00	16,755.52	16,755.52	0.00	0.00	0.00	0.00	0.00
		31.00	41,333.18	41,333.18	0.00	41,333.18	41,333.18	0.00	0.00	0.00	0.00	0.00
Stapled Securities												
TCL.AX4 - Transurban Group												
		0.00	0.00	0.00	0.00	0.00	0.00	0.00	0.00	2.22	0.00	0.00
		0.00	0.00	0.00	0.00	0.00	0.00	0.00	0.00	2.22	0.00	0.00
		0.00	0.00	0.00	0.00	0.00	0.00	0.00	0.00	2.22	0.00	0.00
Units in Listed Unit Trusts (Australian)												
VAP.AX1 - Vanguard Australian Property Securities Index Etf												
		0.00	0.00	0.00	0.00	0.00	0.00	0.00	0.00	2,143.88	0.00	0.00
		0.00	0.00	0.00	0.00	0.00	0.00	0.00	0.00	2,143.88	0.00	0.00
		0.00	0.00	0.00	0.00	0.00	0.00	0.00	0.00	2,143.88	0.00	0.00

748.00	114,650.46	113,033.18	(1,617.28)	114,650.46	114,650.46	0.00	0.00	2,993.57	0.00	(1,719.35)
--------	------------	------------	------------	------------	------------	------	------	----------	------	------------

25000 - Interest Received

2023 Financial Year

Preparer Rhonda Wilkinson

Reviewer John Curley

Status Completed

Account Code	Description	CY Balance	LY Balance	Change
MCMA3154	Macquarie Cash Management 3154	(\$372.20)	(\$30.95)	1102.58%
NetwealthWrap060270	Netwealth Cash Account 060270	(\$533.15)	(\$5.79)	9108.12%
PPCHB.AX	Peet Limited	(\$374.75)	(\$612.20)	(38.79)%
QUBHA.AX	Qube Holdings Limited		(\$241.03)	100%
TOTAL		CY Balance	LY Balance	
		(\$1,280.10)	(\$889.97)	

Supporting Documents

- Interest Reconciliation Report [Report](#)
- 2023 Interest Netwealth Portfolio.pdf
- Audit Report MCMA.pdf

External URLs

No External URLs

Standard Checklist

- Attach Interest Reconciliation Report
- Ensure all interest has been recorded from Bank Statements
- Review Statements to ensure all TFN withheld has been input

R&B McDougall Superannuation Fund

Interest Reconciliation Report

For The Period 01 July 2022 - 30 June 2023

Date	Payment Amount	Gross Interest	TFN Withheld	Foreign Income	Foreign Credits
Bank Accounts					
MCMA3154 Macquarie Cash Management 3154					
29/07/2022	8.39	8.39			
31/08/2022	17.24	17.24			
30/09/2022	21.42	21.42			
31/10/2022	26.98	26.98			
30/11/2022	28.61	28.61			
30/12/2022	30.78	30.78			
31/01/2023	32.49	32.49			
28/02/2023	26.81	26.81			
31/03/2023	28.63	28.63			
28/04/2023	33.68	33.68			
31/05/2023	46.60	46.60			
30/06/2023	70.57	70.57			
	372.20	372.20			
NetwealthWrap060270 Netwealth Cash Account 060270					
31/07/2022	15.72	15.72		0.00	0.00
31/08/2022	9.98	9.98		0.00	0.00
30/09/2022	14.11	14.11		0.00	0.00
31/10/2022	45.41	45.41		0.00	0.00
30/11/2022	54.15	54.15		0.00	0.00

R&B McDougall Superannuation Fund
Interest Reconciliation Report

For The Period 01 July 2022 - 30 June 2023

Date	Payment Amount	Gross Interest	TFN Withheld	Foreign Income	Foreign Credits
31/12/2022	65.39	65.39		0.00	0.00
31/01/2023	73.45	73.45		0.00	0.00
28/02/2023	71.25	71.25		0.00	0.00
31/03/2023	69.50	69.50		0.00	0.00
30/04/2023	33.48	33.48		0.00	0.00
31/05/2023	38.60	38.60		0.00	0.00
30/06/2023	42.11	42.11		0.00	0.00
	533.15	533.15		0.00	0.00
	905.35	905.35		0.00	0.00
Fixed Interest Securities (Australian) - Unitised					
PPCHB.AX Peet Limited					
05/07/2022	159.66	159.66			
05/10/2022	215.09	215.09			
	374.75	374.75			
	374.75	374.75			
TOTAL	1,280.10	1,280.10		0.00	0.00

Tax Return Reconciliation

	Totals	Tax Return Label
Gross Interest	1,280.10	11C

Wrap Tax Statement

Financial Year ended 30/06/2023



Schedule 1 - Interest

Asset	Effective date	Interest \$	No TFN withholding tax \$	Non-resident withholding tax \$	Net amount received \$
Netwealth Cash Account					
Cash Account	31/07/2022	15.72	0.00	0.00	15.72
Cash Account	31/08/2022	9.98	0.00	0.00	9.98
Cash Account	30/09/2022	14.11	0.00	0.00	14.11
Cash Account	31/10/2022	45.41	0.00	0.00	45.41
Cash Account	30/11/2022	54.15	0.00	0.00	54.15
Cash Account	31/12/2022	65.39	0.00	0.00	65.39
Cash Account	31/01/2023	73.45	0.00	0.00	73.45
Cash Account	28/02/2023	71.25	0.00	0.00	71.25
Cash Account	31/03/2023	69.50	0.00	0.00	69.50
Cash Account	30/04/2023	33.48	0.00	0.00	33.48
Cash Account	31/05/2023	38.60	0.00	0.00	38.60
Cash Account	30/06/2023	42.11	0.00	0.00	42.11
Subtotal		533.15	0.00	0.00	533.15
Peet Bonds - Series 2 Tranche 1 05/10/2022					
PPCHB	05/07/2022	159.66	0.00	0.00	159.66
PPCHB	05/10/2022	215.09	0.00	0.00	215.09
Subtotal		374.75	0.00	0.00	374.75
Total interest		907.90	0.00	0.00	907.90

Macquarie Bank Limited

ABN 46 008 583 542 | AFS Licence Number 237502

Macquarie Banking and Financial Services Group, a Member of the Macquarie Group

Office address

1 Shelley Street, Sydney NSW 2000

Client service

1800 806 310
transact@macquarie.com

Postal address

GPO Box 2520, Sydney NSW 2001

Financial services professionals

1800 808 508
adviser@macquarie.com

Offices also in Melbourne, Brisbane, Perth and Adelaide.

Fax 1800 550 140

Visit us online at macquarie.com.au

R&B MCDOUGALL SUPER PTY LTD ATF
62, LAYCOCK STREET, PENSHURST, NSW 2222



21 August 2023

BSB: 182-512

Account Number: 000968403154

Account Name:

R&B MCDOUGALL SUPER PTY LTD ATF
R&B MCDOUGALL SUPERANNUATION FUND

Account open date: 24 September 2020

The following balances and interest details are provided for the above account for the 2022 - 2023 financial year:

Account balance as at 30/06/2023	\$44,854.86
Gross income paid during 2022 - 2023 financial year	\$372.20

If you would like any further information regarding the above, please contact your financial services professional or Macquarie on **1800 806 310**.

This information has been prepared by Macquarie Bank Limited ABN 46 008 583 542 for general information purposes only, without taking into account any potential investors' personal objectives financial situations or needs. Before acting on this general information, you must consider its appropriateness having regard to your own objectives, financial situations and needs. All potential investors should obtain financial, legal and taxation information before making any decision regarding a particular financial product.

30100 - Accountancy Fees

2023 Financial Year

Preparer Rhonda Wilkinson

Reviewer John Curley

Status Completed

Account Code	Description	CY Balance	LY Balance	Change
30100	Accountancy Fees	\$2,321.16	\$2,431.14	(4.52)%
TOTAL		CY Balance	LY Balance	
		\$2,321.16	\$2,431.14	

Supporting Documents

- General Ledger [Report](#)
- Invoice INV-6901.pdf
- Invoice INV-8698.pdf
- Invoice INV-6762.pdf
- Invoice INV-7453.pdf
- Invoice INV-6646.pdf
- Invoice INV-7637.pdf
- Invoice INV-7090.pdf
- Invoice INV-7838.pdf
- Invoice INV-7306.pdf
- Invoice INV-8502.pdf
- Invoice INV-8052.pdf
- Invoice INV-8280.pdf

External URLs

No External URLs

Standard Checklist

- Attach all source documentation
- Ensure all Transactions have been entered

R&B McDougall Superannuation Fund

General Ledger

As at 30 June 2023

Transaction Date	Description	Units	Debit	Credit	Balance \$
Accountancy Fees (30100)					
<i>Accountancy Fees (30100)</i>					
15/07/2022	PEACOCKEACCOUNT PEACOCKEA_M3an5dNG 13		234.68		234.68 DR
15/08/2022	PEACOCKEACCOUNT PEACOCKEA_MFCnkkmt 13		234.68		469.36 DR
15/09/2022	PEACOCKEACCOUNT PEACOCKEA_MQooyZxK 13		234.68		704.04 DR
17/10/2022	PEACOCKEACCOUNT PEACOCKEA_Mc2YvRGi 13		234.68		938.72 DR
15/11/2022	PEACOCKEACCOUNT PEACOCKEA_MneXwV6h 13		234.68		1,173.40 DR
15/12/2022	PEACOCKEACCOUNT PEACOCKEA_MytJFRjf 13		234.68		1,408.08 DR
16/01/2023	PEACOCKEACCOUNT PEACOCKEA_NAVK9Ufd 13		234.68		1,642.76 DR
15/02/2023	PEACOCKEACCOUNT PEACOCKEA_NM7Kx4fM 13		234.68		1,877.44 DR
15/03/2023	PEACOCKEACCOUNT PEACOCKEA_NWbgvV6z 13		234.68		2,112.12 DR
17/04/2023	PEACOCKEACCOUNT PEACOCKEA_NiEeFPuj 13		234.68		2,346.80 DR
15/05/2023	PEACOCKEACCOUNT PEACOCKEA_NtTPZ7q2 13		234.68		2,581.48 DR
15/06/2023	PEACOCKEACCOUNT PEACOCKEA_P55QXLwJ 13		234.68		2,816.16 DR
30/06/2023				495.00	2,321.16 DR
			2,816.16	495.00	2,321.16 DR

Total Debits: 2,816.16

Total Credits: 495.00



PEACOCKE
ACCOUNTANTS

TAX INVOICE

R&B McDougall Superannuation Fund

Invoice Date
15 Jul 2022

Invoice Number
INV-6646

Reference
J013370

ABN
87 120 172 965

Peacocke Accountants Pty
Ltd
PO Box 424
DUBBO NSW 2830.
P 02 6885 5594
F 02 6867 9722

Description	Quantity	Unit Price	GST	Amount AUD
Accounting services - SMSF - Annual accounts and Tax Return	1.00	175.00	10%	175.00
Actuarial Fee	1.00	9.17	10%	9.17
Auditing services - SMSF Audit Services	1.00	29.17	10%	29.17
			Subtotal	213.34
			TOTAL GST 10%	21.34
			TOTAL AUD	234.68
			Less Amount Paid	234.68
			AMOUNT DUE AUD	0.00

Due Date: 29 Jul 2022

PLEASE NOTE YOU HAVE ARRANGED TO PAY BY DIRECT DEBIT
SO PLEASE DO NOT PAY THIS ACCOUNT AS NO FURTHER ACTION REQUIRED

PAYMENT ADVICE

To: Peacocke Accountants Pty Ltd
PO Box 424
DUBBO NSW 2830.
P 02 6885 5594
F 02 6867 9722

Customer R&B McDougall Superannuation Fund
Invoice Number INV-6646
Amount Due 0.00
Due Date 29 Jul 2022
Amount Enclosed _____

Enter the amount you are paying above



PEACOCKE
ACCOUNTANTS

TAX INVOICE

R&B McDougall Superannuation Fund

Invoice Date
15 Aug 2022

Invoice Number
INV-6762

Reference
J013370

ABN
87 120 172 965

Peacocke Accountants Pty
Ltd

PO Box 424
DUBBO NSW 2830.

P 02 6885 5594
F 02 6867 9722

Description	Quantity	Unit Price	GST	Amount AUD
Accounting services - SMSF - Annual accounts and Tax Return	1.00	175.00	10%	175.00
Actuarial Fee	1.00	9.17	10%	9.17
Auditing services - SMSF Audit Services	1.00	29.17	10%	29.17
			Subtotal	213.34
			TOTAL GST 10%	21.34
			TOTAL AUD	234.68
			Less Amount Paid	234.68
			AMOUNT DUE AUD	0.00

Due Date: 29 Aug 2022

PLEASE NOTE YOU HAVE ARRANGED TO PAY BY DIRECT DEBIT
SO PLEASE DO NOT PAY THIS ACCOUNT AS NO FURTHER ACTION REQUIRED

PAYMENT ADVICE

To: Peacocke Accountants Pty Ltd
PO Box 424
DUBBO NSW 2830.
P 02 6885 5594
F 02 6867 9722

Customer R&B McDougall Superannuation Fund

Invoice Number INV-6762

Amount Due 0.00

Due Date 29 Aug 2022

Amount Enclosed

Enter the amount you are paying above



PEACOCKE
ACCOUNTANTS

TAX INVOICE

R&B McDougall Superannuation Fund

Invoice Date
15 Sep 2022

Invoice Number
INV-6901

Reference
J013370

ABN
87 120 172 965

Peacocke Accountants Pty
Ltd

PO Box 424
DUBBO NSW 2830.

P 02 6885 5594
F 02 6867 9722

Description	Quantity	Unit Price	GST	Amount AUD
Accounting services - SMSF - Annual accounts and Tax Return	1.00	175.00	10%	175.00
Actuarial Fee	1.00	9.17	10%	9.17
Auditing services - SMSF Audit Services	1.00	29.17	10%	29.17
			Subtotal	213.34
			TOTAL GST 10%	21.34
			TOTAL AUD	234.68
			Less Amount Paid	234.68
			AMOUNT DUE AUD	0.00

Due Date: 29 Sep 2022

PLEASE NOTE YOU HAVE ARRANGED TO PAY BY DIRECT DEBIT
SO PLEASE DO NOT PAY THIS ACCOUNT AS NO FURTHER ACTION REQUIRED

PAYMENT ADVICE

To: Peacocke Accountants Pty Ltd
PO Box 424
DUBBO NSW 2830.
P 02 6885 5594
F 02 6867 9722

Customer R&B McDougall Superannuation Fund

Invoice Number INV-6901

Amount Due 0.00

Due Date 29 Sep 2022

Amount Enclosed

Enter the amount you are paying above



PEACOCKE
ACCOUNTANTS

TAX INVOICE

R&B McDougall Superannuation Fund

Invoice Date
15 Oct 2022

Invoice Number
INV-7090

Reference
J013370

ABN
87 120 172 965

Peacocke Accountants Pty
Ltd
PO Box 424
DUBBO NSW 2830.
P 02 6885 5594
F 02 6867 9722

Description	Quantity	Unit Price	GST	Amount AUD
Accounting services - SMSF - Annual accounts and Tax Return	1.00	175.00	10%	175.00
Actuarial Fee	1.00	9.17	10%	9.17
Auditing services - SMSF Audit Services	1.00	29.17	10%	29.17
			Subtotal	213.34
			TOTAL GST 10%	21.34
			TOTAL AUD	234.68
			Less Amount Paid	234.68
			AMOUNT DUE AUD	0.00

Due Date: 29 Oct 2022

PLEASE NOTE YOU HAVE ARRANGED TO PAY BY DIRECT DEBIT
SO PLEASE DO NOT PAY THIS ACCOUNT AS NO FURTHER ACTION REQUIRED

PAYMENT ADVICE

To: Peacocke Accountants Pty Ltd
PO Box 424
DUBBO NSW 2830.
P 02 6885 5594
F 02 6867 9722

Customer R&B McDougall Superannuation Fund
Invoice Number INV-7090
Amount Due 0.00
Due Date 29 Oct 2022

Amount Enclosed

Enter the amount you are paying above



PEACOCKE
ACCOUNTANTS

TAX INVOICE

R&B McDougall Superannuation Fund

Invoice Date
15 Nov 2022

Invoice Number
INV-7306

Reference
J013370

ABN
87 120 172 965

Peacocke Accountants Pty
Ltd
PO Box 424
DUBBO NSW 2830.
P 02 6885 5594
F 02 6867 9722

Description	Quantity	Unit Price	GST	Amount AUD
Accounting services - SMSF - Annual accounts and Tax Return	1.00	175.00	10%	175.00
Actuarial Fee	1.00	9.17	10%	9.17
Auditing services - SMSF Audit Services	1.00	29.17	10%	29.17
			Subtotal	213.34
			TOTAL GST 10%	21.34
			TOTAL AUD	234.68
			Less Amount Paid	234.68
			AMOUNT DUE AUD	0.00

Due Date: 29 Nov 2022

PLEASE NOTE YOU HAVE ARRANGED TO PAY BY DIRECT DEBIT
SO PLEASE DO NOT PAY THIS ACCOUNT AS NO FURTHER ACTION REQUIRED

PAYMENT ADVICE

To: Peacocke Accountants Pty Ltd
PO Box 424
DUBBO NSW 2830.
P 02 6885 5594
F 02 6867 9722

Customer R&B McDougall Superannuation Fund
Invoice Number INV-7306
Amount Due 0.00
Due Date 29 Nov 2022
Amount Enclosed _____

Enter the amount you are paying above



PEACOCKE
ACCOUNTANTS

TAX INVOICE

R&B McDougall Superannuation Fund

Invoice Date
15 Dec 2022

Invoice Number
INV-7453

Reference
J013370

ABN
87 120 172 965

Peacocke Accountants Pty
Ltd
PO Box 424
DUBBO NSW 2830.
P 02 6885 5594
F 02 6867 9722

Description	Quantity	Unit Price	GST	Amount AUD
Accounting services - SMSF - Annual accounts and Tax Return	1.00	175.00	10%	175.00
Actuarial Fee	1.00	9.17	10%	9.17
Auditing services - SMSF Audit Services	1.00	29.17	10%	29.17
			Subtotal	213.34
			TOTAL GST 10%	21.34
			TOTAL AUD	234.68
			Less Amount Paid	234.68
			AMOUNT DUE AUD	0.00

Due Date: 29 Dec 2022

PLEASE NOTE YOU HAVE ARRANGED TO PAY BY DIRECT DEBIT
SO PLEASE DO NOT PAY THIS ACCOUNT AS NO FURTHER ACTION REQUIRED

PAYMENT ADVICE

To: Peacocke Accountants Pty Ltd
PO Box 424
DUBBO NSW 2830.
P 02 6885 5594
F 02 6867 9722

Customer R&B McDougall Superannuation Fund
Invoice Number INV-7453
Amount Due 0.00
Due Date 29 Dec 2022

Amount Enclosed

Enter the amount you are paying above



PEACOCKE
ACCOUNTANTS

TAX INVOICE

R&B McDougall Superannuation Fund

Invoice Date
15 Jan 2023

Invoice Number
INV-7637

Reference
J013370

ABN
87 120 172 965

Peacocke Accountants Pty
Ltd
PO Box 424
DUBBO NSW 2830.
P 02 6885 5594
F 02 6867 9722

Description	Quantity	Unit Price	GST	Amount AUD
Accounting services - SMSF - Annual accounts and Tax Return	1.00	175.00	10%	175.00
Actuarial Fee	1.00	9.17	10%	9.17
Auditing services - SMSF Audit Services	1.00	29.17	10%	29.17
			Subtotal	213.34
			TOTAL GST 10%	21.34
			TOTAL AUD	234.68
			Less Amount Paid	234.68
			AMOUNT DUE AUD	0.00

Due Date: 29 Jan 2023

PLEASE NOTE YOU HAVE ARRANGED TO PAY BY DIRECT DEBIT
SO PLEASE DO NOT PAY THIS ACCOUNT AS NO FURTHER ACTION REQUIRED

PAYMENT ADVICE

To: Peacocke Accountants Pty Ltd
PO Box 424
DUBBO NSW 2830.
P 02 6885 5594
F 02 6867 9722

Customer R&B McDougall Superannuation Fund
Invoice Number INV-7637
Amount Due 0.00
Due Date 29 Jan 2023

Amount Enclosed

Enter the amount you are paying above



PEACOCKE
ACCOUNTANTS

TAX INVOICE

R&B McDougall Superannuation Fund

Invoice Date
15 Feb 2023

Invoice Number
INV-7838

Reference
J013370

ABN
87 120 172 965

Peacocke Accountants Pty
Ltd

PO Box 424
DUBBO NSW 2830.

P 02 6885 5594
F 02 6867 9722

Description	Quantity	Unit Price	GST	Amount AUD
Accounting services - SMSF - Annual accounts and Tax Return	1.00	175.00	10%	175.00
Actuarial Fee	1.00	9.17	10%	9.17
Auditing services - SMSF Audit Services	1.00	29.17	10%	29.17
			Subtotal	213.34
			TOTAL GST 10%	21.34
			TOTAL AUD	234.68
			Less Amount Paid	234.68
			AMOUNT DUE AUD	0.00

Due Date: 1 Mar 2023

PLEASE NOTE YOU HAVE ARRANGED TO PAY BY DIRECT DEBIT
SO PLEASE DO NOT PAY THIS ACCOUNT AS NO FURTHER ACTION REQUIRED

PAYMENT ADVICE

To: Peacocke Accountants Pty Ltd
PO Box 424
DUBBO NSW 2830.
P 02 6885 5594
F 02 6867 9722

Customer R&B McDougall Superannuation Fund
Invoice Number INV-7838
Amount Due 0.00
Due Date 1 Mar 2023
Amount Enclosed _____

Enter the amount you are paying above



PEACOCKE
ACCOUNTANTS

TAX INVOICE

R&B McDougall Superannuation Fund

Invoice Date
15 Mar 2023

Invoice Number
INV-8052

Reference
J013370

ABN
87 120 172 965

Peacocke Accountants Pty
Ltd

PO Box 424
DUBBO NSW 2830.

P 02 6885 5594
F 02 6867 9722

Description	Quantity	Unit Price	GST	Amount AUD
Actuarial Fee	1.00	9.17	10%	9.17
Accounting services - SMSF - Annual accounts and Tax Return	1.00	175.00	10%	175.00
Auditing services - SMSF Audit Services	1.00	29.17	10%	29.17
			Subtotal	213.34
			TOTAL GST 10%	21.34
			TOTAL AUD	234.68
			Less Amount Paid	234.68
			AMOUNT DUE AUD	0.00

Due Date: 29 Mar 2023

PLEASE NOTE YOU HAVE ARRANGED TO PAY BY DIRECT DEBIT
SO PLEASE DO NOT PAY THIS ACCOUNT AS NO FURTHER ACTION REQUIRED

PAYMENT ADVICE

To: Peacocke Accountants Pty Ltd
PO Box 424
DUBBO NSW 2830.
P 02 6885 5594
F 02 6867 9722

Customer R&B McDougall Superannuation Fund

Invoice Number INV-8052

Amount Due 0.00

Due Date 29 Mar 2023

Amount Enclosed

Enter the amount you are paying above



PEACOCKE
ACCOUNTANTS

TAX INVOICE

R&B McDougall Superannuation Fund

Invoice Date
15 Apr 2023

Invoice Number
INV-8280

Reference
J013370

ABN
87 120 172 965

Peacocke Accountants Pty
Ltd

PO Box 424
DUBBO NSW 2830.

P 02 6885 5594
F 02 6867 9722

Description	Quantity	Unit Price	GST	Amount AUD
Actuarial Fee	1.00	9.17	10%	9.17
Accounting services - SMSF - Annual accounts and Tax Return	1.00	175.00	10%	175.00
Auditing services - SMSF Audit Services	1.00	29.17	10%	29.17
			Subtotal	213.34
			TOTAL GST 10%	21.34
			TOTAL AUD	234.68
			Less Amount Paid	234.68
			AMOUNT DUE AUD	0.00

Due Date: 29 Apr 2023

PLEASE NOTE YOU HAVE ARRANGED TO PAY BY DIRECT DEBIT
SO PLEASE DO NOT PAY THIS ACCOUNT AS NO FURTHER ACTION REQUIRED

PAYMENT ADVICE

To: Peacocke Accountants Pty Ltd
PO Box 424
DUBBO NSW 2830.
P 02 6885 5594
F 02 6867 9722

Customer R&B McDougall Superannuation Fund

Invoice Number INV-8280

Amount Due 0.00

Due Date 29 Apr 2023

Amount Enclosed

Enter the amount you are paying above



PEACOCKE
ACCOUNTANTS

TAX INVOICE

R&B McDougall Superannuation Fund

Invoice Date
15 May 2023

Invoice Number
INV-8502

Reference
J013370

ABN
87 120 172 965

Peacocke Accountants Pty
Ltd

PO Box 424
DUBBO NSW 2830.

P 02 6885 5594
F 02 6867 9722

Description	Quantity	Unit Price	GST	Amount AUD
Actuarial Fee	1.00	9.17	10%	9.17
Accounting services - SMSF - Annual accounts and Tax Return	1.00	175.00	10%	175.00
Auditing services - SMSF Audit Services	1.00	29.17	10%	29.17
			Subtotal	213.34
			TOTAL GST 10%	21.34
			TOTAL AUD	234.68
			Less Amount Paid	234.68
			AMOUNT DUE AUD	0.00

Due Date: 29 May 2023

PLEASE NOTE YOU HAVE ARRANGED TO PAY BY DIRECT DEBIT
SO PLEASE DO NOT PAY THIS ACCOUNT AS NO FURTHER ACTION REQUIRED

PAYMENT ADVICE

To: Peacocke Accountants Pty Ltd
PO Box 424
DUBBO NSW 2830.
P 02 6885 5594
F 02 6867 9722

Customer R&B McDougall Superannuation
Fund

Invoice Number INV-8502

Amount Due 0.00

Due Date 29 May 2023

Amount Enclosed

Enter the amount you are paying above



PEACOCKE
ACCOUNTANTS

TAX INVOICE

R&B McDougall Superannuation Fund

Invoice Date
15 Jun 2023

Invoice Number
INV-8698

Reference
J013370

ABN
87 120 172 965

Peacocke Accountants Pty
Ltd

PO Box 424
DUBBO NSW 2830.

P 02 6885 5594
F 02 6867 9722

Description	Quantity	Unit Price	GST	Amount AUD
Actuarial Fee	1.00	9.17	10%	9.17
Accounting services - SMSF - Annual accounts and Tax Return	1.00	175.00	10%	175.00
Auditing services - SMSF Audit Services	1.00	29.17	10%	29.17
			Subtotal	213.34
			TOTAL GST 10%	21.34
			TOTAL AUD	234.68
			Less Amount Paid	234.68
			AMOUNT DUE AUD	0.00

Due Date: 29 Jun 2023

PLEASE NOTE YOU HAVE ARRANGED TO PAY BY DIRECT DEBIT
SO PLEASE DO NOT PAY THIS ACCOUNT AS NO FURTHER ACTION REQUIRED

PAYMENT ADVICE

To: Peacocke Accountants Pty Ltd
PO Box 424
DUBBO NSW 2830.
P 02 6885 5594
F 02 6867 9722

Customer R&B McDougall Superannuation Fund

Invoice Number INV-8698

Amount Due 0.00

Due Date 29 Jun 2023

Amount Enclosed

Enter the amount you are paying above

30150 - Administration Fees

2023 Financial Year

Preparer Rhonda Wilkinson

Reviewer John Curley

Status Completed

Account Code	Description	CY Balance	LY Balance	Change
30150	Administration Fees	\$1,767.31	\$1,418.59	24.58%
TOTAL		CY Balance	LY Balance	
		\$1,767.31	\$1,418.59	

Supporting Documents

- General Ledger [Report](#)
- Invoice I004052 admin & Asic.pdf
- 2023 Netwealth Expenses.pdf

External URLs

No External URLs

Standard Checklist

- Attach all source documentation
- Ensure all Transactions have been entered

R&B McDougall Superannuation Fund

General Ledger

As at 30 June 2023

Transaction Date	Description	Units	Debit	Credit	Balance \$
Administration Fees (30150)					
<i>Administration Fees (30150)</i>					
31/07/2022	Administration Costs		227.01		227.01 DR
31/07/2022	Family Fee Rebate - Administration Costs			93.80	133.21 DR
31/08/2022	Administration Costs		230.61		363.82 DR
31/08/2022	Family Fee Rebate - Administration Costs			95.03	268.79 DR
30/09/2022	Administration Fees		220.20		488.99 DR
30/09/2022	Family Fee Rebate - Administration Fees			90.97	398.02 DR
31/10/2022	Administration Fees		227.23		625.25 DR
31/10/2022	Family Fee Rebate - Administration Fees			93.81	531.44 DR
03/11/2022			176.00		707.44 DR
30/11/2022	Administration Fees		221.17		928.61 DR
30/11/2022	Family Fee Rebate - Administration Fees			91.64	836.97 DR
31/12/2022	Administration Fees		228.12		1,065.09 DR
31/12/2022	Family Fee Rebate - Administration Fees			94.98	970.11 DR
31/01/2023	Administration Fees		227.51		1,197.62 DR
31/01/2023	Family Fee Rebate - Administration Fees			95.21	1,102.41 DR
28/02/2023	Administration Fees		208.81		1,311.22 DR
28/02/2023	Family Fee Rebate - Administration Fees			86.81	1,224.41 DR
31/03/2023	Administration Fees		230.59		1,455.00 DR
31/03/2023	Family Fee Rebate - Administration Fees			95.55	1,359.45 DR
30/04/2023	Administration Fees		225.97		1,585.42 DR
30/04/2023	Family Fee Rebate - Administration Fees			93.38	1,492.04 DR
31/05/2023	Administration Fees		234.67		1,726.71 DR
31/05/2023	Family Fee Rebate - Administration Fees			96.11	1,630.60 DR
30/06/2023	Administration Fees		229.65		1,860.25 DR
30/06/2023	Family Fee Rebate - Administration Fees			92.94	1,767.31 DR
			2,887.54	1,120.23	1,767.31 DR

Total Debits: 2,887.54

Total Credits: 1,120.23

Wrap Tax Statement

Financial Year ended 30/06/2023



Schedule 5 - Deductions and expenses

Expense	Effective date	Deductible \$	Non-deductible \$	Total \$
Administration Fees				
Administration Fees	30/09/2022	220.20	0.00	220.20
Administration Fees	31/08/2022	230.61	0.00	230.61
Administration Fees	31/07/2022	227.01	0.00	227.01
Administration Fees	31/12/2022	228.12	0.00	228.12
Administration Fees	31/01/2023	227.51	0.00	227.51
Administration Fees	30/04/2023	225.97	0.00	225.97
Administration Fees	31/10/2022	227.23	0.00	227.23
Administration Fees	31/03/2023	230.59	0.00	230.59
Administration Fees	30/06/2023	229.65	0.00	229.65
Administration Fees	30/11/2022	221.17	0.00	221.17
Administration Fees	28/02/2023	208.81	0.00	208.81
Administration Fees	31/05/2023	234.67	0.00	234.67
Subtotal		2,711.54	0.00	2,711.54
Family Fee Rebate - Administration Fees				
Family Fee Rebate	31/08/2022	(95.03)	0.00	(95.03)
Family Fee Rebate	31/07/2022	(93.80)	0.00	(93.80)
Family Fee Rebate	30/09/2022	(90.97)	0.00	(90.97)
Family Fee Rebate	30/11/2022	(91.64)	0.00	(91.64)
Family Fee Rebate	31/10/2022	(93.81)	0.00	(93.81)
Family Fee Rebate	31/12/2022	(94.98)	0.00	(94.98)
Family Fee Rebate	31/01/2023	(95.21)	0.00	(95.21)
Family Fee Rebate	31/03/2023	(95.55)	0.00	(95.55)
Family Fee Rebate	30/04/2023	(93.38)	0.00	(93.38)
Family Fee Rebate	30/06/2023	(92.94)	0.00	(92.94)
Family Fee Rebate	31/05/2023	(96.11)	0.00	(96.11)
Family Fee Rebate	28/02/2023	(86.81)	0.00	(86.81)
Subtotal		(1,120.23)	0.00	(1,120.23)
Ongoing Advice Fee				
Ongoing Advice Fee	31/07/2022	1,187.54	0.00	1,187.54

Wrap Tax Statement

Financial Year ended 30/06/2023



Schedule 5 - Deductions and expenses				
Expense	Effective date	Deductible \$	Non-deductible \$	Total \$
Ongoing Advice Fee	31/08/2022	1,221.92	0.00	1,221.92
Ongoing Advice Fee	31/10/2022	1,184.57	0.00	1,184.57
Ongoing Advice Fee	31/01/2023	1,220.92	0.00	1,220.92
Ongoing Advice Fee	30/09/2022	1,152.05	0.00	1,152.05
Ongoing Advice Fee	30/11/2022	1,172.59	0.00	1,172.59
Ongoing Advice Fee	31/03/2023	1,233.18	0.00	1,233.18
Ongoing Advice Fee	31/12/2022	1,216.46	0.00	1,216.46
Ongoing Advice Fee	31/05/2023	1,266.30	0.00	1,266.30
Ongoing Advice Fee	30/06/2023	1,232.01	0.00	1,232.01
Ongoing Advice Fee	28/02/2023	1,127.56	0.00	1,127.56
Ongoing Advice Fee	30/04/2023	1,220.08	0.00	1,220.08
Subtotal		14,435.18	0.00	14,435.18
Total deductions and expenses		16,026.49	0.00	16,026.49

The Netwealth Wrap Service is registered as a GST entity with the ATO. Accordingly, where fees are charged to your account (e.g. advice fee, administration fees, etc) Netwealth as operator of the Netwealth Wrap Service will claim a GST reduced input tax credit (RITC). This will effectively reduce the fee charged to your account by the amount of the RITC. Because of this you cannot claim any GST input tax credits or RITCs in respect of advice, administration or any other fees charged to your account in the Wrap service. This is irrespective of whether you are registered for GST in your own right.



PEACOCKE
ACCOUNTANTS

TAX INVOICE

R&B McDougall Super Pty Ltd
62 Laycock Road
PENSHURST NSW 2222

Invoice Date
3 Nov 2022

Invoice Number
I004052

ABN
87 120 172 965

Peacocke Accountants Pty
Ltd
PO Box 424
DUBBO NSW 2830.
P 02 6885 5594
F 02 6867 9722

Description	Quantity	Unit Price	GST	Amount AUD
Client Order No: Job No: J012911 Name: ASIC 2022 Review of your ASIC annual statement for the year				
Corporate Secretarial ASIC Processing fee for ASIC company statement	1.00	160.00	10%	160.00
ASIC Super Company - Payment made on your behalf to ASIC We have already paid ASIC on your behalf, to avoid any potential late fees.	1.00	59.00	No GST	59.00
Subtotal				219.00
TOTAL GST 10%				16.00
TOTAL AUD				235.00
Less Amount Paid				235.00
AMOUNT DUE AUD				0.00

Due Date: 17 Nov 2022

Bank to Peacocke Accountants Pty Ltd
ANZ Dubbo
BSB 012-615
Ac No 4943-45606



PAYMENT ADVICE

To: Peacocke Accountants Pty Ltd
PO Box 424
DUBBO NSW 2830.
P 02 6885 5594
F 02 6867 9722

Customer	R&B McDougall Super Pty Ltd
Invoice Number	I004052
Amount Due	0.00
Due Date	17 Nov 2022

Amount Enclosed

Enter the amount you are paying above

30200 - Actuarial Certificate

2023 Financial Year

Preparer Rhonda Wilkinson

Reviewer John Curley

Status Completed

Account Code	Description	CY Balance	LY Balance	Change
30200	Actuarial Certificate	\$110.00		100%
TOTAL		CY Balance	LY Balance	
		\$110.00		

Supporting Documents

◦ General Ledger [Report](#)

External URLs

No External URLs

Standard Checklist

- Attach all source documentation
- Ensure all Transactions have been entered

Notes

Rhonda Wilkinson

Note Refer to invoices under 30100 accountancy.	30/01/2024 16:53
---	------------------

R&B McDougall Superannuation Fund

General Ledger

As at 30 June 2023

Transaction Date	Description	Units	Debit	Credit	Balance \$
Actuarial Certificate (30200)					
	Actuarial Certificate (30200)				
30/06/2023			110.00		110.00 DR
			110.00		110.00 DR

Total Debits: 110.00

Total Credits: 0.00

30400 - ATO Supervisory Levy

2023 Financial Year

Preparer Rhonda Wilkinson

Reviewer John Curley

Status Completed

Account Code	Description	CY Balance	LY Balance	Change
30400	ATO Supervisory Levy	\$259.00	\$518.00	(50)%
TOTAL		CY Balance	LY Balance	
		\$259.00	\$518.00	

Supporting Documents

- General Ledger [Report](#)

External URLs

No External URLs

Standard Checklist

- Attach all source documentation
- Ensure all Transactions have been entered

R&B McDougall Superannuation Fund

General Ledger

As at 30 June 2023

Transaction Date	Description	Units	Debit	Credit	Balance \$
ATO Supervisory Levy (30400)					
<i>ATO Supervisory Levy (30400)</i>					
13/04/2023	ATO ATO001000018214977 50		259.00		259.00 DR
			259.00		259.00 DR

Total Debits: 259.00

Total Credits: 0.00

30700 - Auditor's Remuneration

2023 Financial Year

Preparer Rhonda Wilkinson

Reviewer John Curley

Status Completed

Account Code	Description	CY Balance	LY Balance	Change
30700	Auditor's Remuneration	\$385.00	\$385.00	0%
TOTAL		CY Balance	LY Balance	
		\$385.00	\$385.00	

Supporting Documents

◦ General Ledger [Report](#)

External URLs

No External URLs

Standard Checklist

- Attach all source documentation
- Ensure all Transactions have been entered

Notes

Rhonda Wilkinson

Note Refer to invoices under 30100 accountancy.	30/01/2024 16:53
---	------------------

R&B McDougall Superannuation Fund

General Ledger

As at 30 June 2023

Transaction Date	Description	Units	Debit	Credit	Balance \$
Auditor's Remuneration (30700)					
	Auditor's Remuneration (30700)				
30/06/2023			385.00		385.00 DR
			385.00		385.00 DR

Total Debits: 385.00

Total Credits: 0.00

30800 - ASIC Fees

2023 Financial Year

Preparer Rhonda Wilkinson

Reviewer John Curley

Status Completed

Account Code	Description	CY Balance	LY Balance	Change
30800	ASIC Fees	\$59.00		100%
TOTAL		CY Balance	LY Balance	
		\$59.00		

Supporting Documents

- Invoice I004052 admin & Asic.pdf

External URLs

No External URLs

Standard Checklist

- Attach all source documentation
- Ensure all Transactions have been entered



PEACOCKE
ACCOUNTANTS

TAX INVOICE

R&B McDougall Super Pty Ltd
62 Laycock Road
PENSHURST NSW 2222

Invoice Date
3 Nov 2022

Invoice Number
I004052

ABN
87 120 172 965

Peacocke Accountants Pty
Ltd
PO Box 424
DUBBO NSW 2830.
P 02 6885 5594
F 02 6867 9722

Description	Quantity	Unit Price	GST	Amount AUD
Client Order No: Job No: J012911 Name: ASIC 2022 Review of your ASIC annual statement for the year				
Corporate Secretarial ASIC Processing fee for ASIC company statement	1.00	160.00	10%	160.00
ASIC Super Company - Payment made on your behalf to ASIC We have already paid ASIC on your behalf, to avoid any potential late fees.	1.00	59.00	No GST	59.00
Subtotal				219.00
TOTAL GST 10%				16.00
TOTAL AUD				235.00
Less Amount Paid				235.00
AMOUNT DUE AUD				0.00

Due Date: 17 Nov 2022

Bank to Peacocke Accountants Pty Ltd
ANZ Dubbo
BSB 012-615
Ac No 4943-45606



PAYMENT ADVICE

To: Peacocke Accountants Pty Ltd
PO Box 424
DUBBO NSW 2830.
P 02 6885 5594
F 02 6867 9722

Customer	R&B McDougall Super Pty Ltd
Invoice Number	I004052
Amount Due	0.00
Due Date	17 Nov 2022

Amount Enclosed

Enter the amount you are paying above

30900 - Advisor Fees

2023 Financial Year

Preparer Rhonda Wilkinson

Reviewer John Curley

Status Completed

Account Code	Description	CY Balance	LY Balance	Change
30900	Advisor Fees	\$14,435.18	\$15,049.24	(4.08)%
TOTAL		CY Balance	LY Balance	
		\$14,435.18	\$15,049.24	

Supporting Documents

- General Ledger [Report](#)
- 2023 Netwealth Expenses.pdf

External URLs

No External URLs

Standard Checklist

- Attach all source documentation
- Ensure all Transactions have been entered

R&B McDougall Superannuation Fund

General Ledger

As at 30 June 2023

Transaction Date	Description	Units	Debit	Credit	Balance \$
Advisor Fees (30900)					
<i>Advisor Fees (30900)</i>					
31/07/2022	Ongoing Advice Fee		1,187.54		1,187.54 DR
31/08/2022	Ongoing Advice Fee		1,221.92		2,409.46 DR
30/09/2022	Ongoing Advice Fee		1,152.05		3,561.51 DR
31/10/2022	Ongoing Advice Fee		1,184.57		4,746.08 DR
30/11/2022	Ongoing Advice Fee		1,172.59		5,918.67 DR
31/12/2022	Ongoing Advice Fee		1,216.46		7,135.13 DR
31/01/2023	Ongoing Advice Fee		1,220.92		8,356.05 DR
28/02/2023	Ongoing Advice Fee		1,127.56		9,483.61 DR
31/03/2023	Ongoing Advice Fee		1,233.18		10,716.79 DR
30/04/2023	Ongoing Advice Fee		1,220.08		11,936.87 DR
31/05/2023	Ongoing Advice Fee		1,266.30		13,203.17 DR
30/06/2023	Ongoing Advice Fee		1,232.01		14,435.18 DR
			14,435.18		14,435.18 DR

Total Debits: 14,435.18

Total Credits: 0.00

Wrap Tax Statement

Financial Year ended 30/06/2023



Schedule 5 - Deductions and expenses

Expense	Effective date	Deductible \$	Non-deductible \$	Total \$
Administration Fees				
Administration Fees	30/09/2022	220.20	0.00	220.20
Administration Fees	31/08/2022	230.61	0.00	230.61
Administration Fees	31/07/2022	227.01	0.00	227.01
Administration Fees	31/12/2022	228.12	0.00	228.12
Administration Fees	31/01/2023	227.51	0.00	227.51
Administration Fees	30/04/2023	225.97	0.00	225.97
Administration Fees	31/10/2022	227.23	0.00	227.23
Administration Fees	31/03/2023	230.59	0.00	230.59
Administration Fees	30/06/2023	229.65	0.00	229.65
Administration Fees	30/11/2022	221.17	0.00	221.17
Administration Fees	28/02/2023	208.81	0.00	208.81
Administration Fees	31/05/2023	234.67	0.00	234.67
Subtotal		2,711.54	0.00	2,711.54
Family Fee Rebate - Administration Fees				
Family Fee Rebate	31/08/2022	(95.03)	0.00	(95.03)
Family Fee Rebate	31/07/2022	(93.80)	0.00	(93.80)
Family Fee Rebate	30/09/2022	(90.97)	0.00	(90.97)
Family Fee Rebate	30/11/2022	(91.64)	0.00	(91.64)
Family Fee Rebate	31/10/2022	(93.81)	0.00	(93.81)
Family Fee Rebate	31/12/2022	(94.98)	0.00	(94.98)
Family Fee Rebate	31/01/2023	(95.21)	0.00	(95.21)
Family Fee Rebate	31/03/2023	(95.55)	0.00	(95.55)
Family Fee Rebate	30/04/2023	(93.38)	0.00	(93.38)
Family Fee Rebate	30/06/2023	(92.94)	0.00	(92.94)
Family Fee Rebate	31/05/2023	(96.11)	0.00	(96.11)
Family Fee Rebate	28/02/2023	(86.81)	0.00	(86.81)
Subtotal		(1,120.23)	0.00	(1,120.23)
Ongoing Advice Fee				
Ongoing Advice Fee	31/07/2022	1,187.54	0.00	1,187.54

Wrap Tax Statement

Financial Year ended 30/06/2023



Schedule 5 - Deductions and expenses				
Expense	Effective date	Deductible \$	Non-deductible \$	Total \$
Ongoing Advice Fee	31/08/2022	1,221.92	0.00	1,221.92
Ongoing Advice Fee	31/10/2022	1,184.57	0.00	1,184.57
Ongoing Advice Fee	31/01/2023	1,220.92	0.00	1,220.92
Ongoing Advice Fee	30/09/2022	1,152.05	0.00	1,152.05
Ongoing Advice Fee	30/11/2022	1,172.59	0.00	1,172.59
Ongoing Advice Fee	31/03/2023	1,233.18	0.00	1,233.18
Ongoing Advice Fee	31/12/2022	1,216.46	0.00	1,216.46
Ongoing Advice Fee	31/05/2023	1,266.30	0.00	1,266.30
Ongoing Advice Fee	30/06/2023	1,232.01	0.00	1,232.01
Ongoing Advice Fee	28/02/2023	1,127.56	0.00	1,127.56
Ongoing Advice Fee	30/04/2023	1,220.08	0.00	1,220.08
Subtotal		14,435.18	0.00	14,435.18
Total deductions and expenses		16,026.49	0.00	16,026.49

The Netwealth Wrap Service is registered as a GST entity with the ATO. Accordingly, where fees are charged to your account (e.g. advice fee, administration fees, etc) Netwealth as operator of the Netwealth Wrap Service will claim a GST reduced input tax credit (RITC). This will effectively reduce the fee charged to your account by the amount of the RITC. Because of this you cannot claim any GST input tax credits or RITCs in respect of advice, administration or any other fees charged to your account in the Wrap service. This is irrespective of whether you are registered for GST in your own right.

37500 - Investment Expenses

2023 Financial Year

Preparer Rhonda Wilkinson

Reviewer John Curley

Status Completed

Account Code	Description	CY Balance	LY Balance	Change
ANZ.AX	ANZ Group Holdings Limited		\$20.00	100%
ANZPE.AX	Australia And New Zealand Banking Group Limited		\$138.85	100%
ANZPI.AX	Australia And New Zealand Banking Group Limited		\$102.50	100%
APX.AX	Appen Limited		\$51.25	100%
BHP.AX	BHP Group Limited		\$51.25	100%
CBA.AX	Commonwealth Bank of Australia		\$51.25	100%
CBAPD.AX1	Commonwealth Bank Of Australia.		\$51.25	100%
CBAPF.AX	Commonwealth Bank Of Australia.		\$87.72	100%
CBAPI.AX	Commonwealth Bank Of Australia.		\$102.50	100%
COST.NDQ	Costco Wholesale Corp		(\$80.77)	100%
FB.NDQ	Facebook Inc - Ordinary Shares - Class A		(\$2.06)	100%
IAGPD.AX	Insurance Australia Group Limited		\$51.25	100%
MBLPC.AX	Macquarie Bank Limited (Netwealth Portfolio)		\$51.25	100%
MMM.NYE	3M Co.		(\$51.15)	100%
MQG.AX	Macquarie Group Limited		\$20.00	100%
MQGPD.AX	Macquarie Group Limited		\$51.25	100%
NABPF.AX	National Australia Bank Limited		\$51.25	100%
QUBHA.AX	Qube Holdings Limited		\$51.25	100%
RHCPA.AX	Ramsay Health Care Limited		\$51.25	100%

Account Code	Description	CY Balance	LY Balance	Change
SUNPF.AX	Suncorp Group Limited		\$102.50	100%
SUNPL.AX	Suncorp Group Limited		\$20.00	100%
WBCPI.AX	Westpac Banking Corporation (Netwealth Portfolio)		\$51.25	100%
TOTAL		CY Balance	LY Balance	
			\$1,023.84	

Supporting Documents

○ General Ledger [Report](#)

External URLs

No External URLs

Standard Checklist

- Attach all source documentation
- Ensure all Transactions have been entered

R&B McDougall Superannuation Fund

General Ledger

As at 30 June 2023

Transaction Date	Description	Units	Debit	Credit	Balance \$
					0.00 DR

Total Debits: 0.00

Total Credits: 0.00

41600 - Pensions Paid

2023 Financial Year

Preparer Rhonda Wilkinson

Reviewer John Curley

Status Completed

Account Code	Description	CY Balance	LY Balance	Change
MCDRHO00008P	(Pensions Paid) McDougall, Rhondda - Pension (Account Based Pension)	\$16,950.00	\$14,640.00	15.78%
TOTAL		CY Balance	LY Balance	
		\$16,950.00	\$14,640.00	

Supporting Documents

- Pension Summary Report [Report](#)

External URLs

No External URLs

Standard Checklist

- Attach copy of Pension Summary Report
- Ensure Member(s) have been advised of pension for coming year
- Ensure Minimum Pension has been paid for each account

R&B McDougall Superannuation Fund

Pension Summary

As at 30 June 2023

Member Name : McDougall, Rhondda

Member Age : 65* (Date of Birth : Provided)

Member Code	Pension Type	Pension Start Date	Tax Free	Min / PF	Minimum	Maximum	Gross Pension Payments	PAYG	Net Pension Payment	Amount to reach Minimum
MCDRHO 00008P	Account Based Pension	05/11/2020	30.07%	2.50%	\$16,930.00*	N/A	\$16,950.00	\$0.00	\$16,950.00	NIL

*COVID-19 50% reduction has been applied to the minimum pension amount.

					\$16,930.00	\$0.00	\$16,950.00	\$0.00	\$16,950.00	\$0.00
--	--	--	--	--	--------------------	---------------	--------------------	---------------	--------------------	---------------

Total :

					\$16,930.00	\$0.00	\$16,950.00	\$0.00	\$16,950.00	\$0.00
--	--	--	--	--	--------------------	---------------	--------------------	---------------	--------------------	---------------

*Age as at 01/07/2022 or pension start date for new pensions.

48500 - Income Tax Expense

2023 Financial Year

Preparer Rhonda Wilkinson

Reviewer John Curley

Status Completed

Account Code	Description	CY Balance	LY Balance	Change
48500	Income Tax Expense	\$3,117.29	(\$12,834.22)	(124.29)%
TOTAL		CY Balance	LY Balance	
		\$3,117.29	(\$12,834.22)	

Supporting Documents

No supporting documents

External URLs

No External URLs

49000 - Profit/Loss Allocation Account

2023 Financial Year

Preparer Rhonda Wilkinson

Reviewer John Curley

Status Completed

Account Code	Description	CY Balance	LY Balance	Change
49000	Profit/Loss Allocation Account	\$178,631.93	(\$37,449.11)	(577)%
TOTAL		CY Balance	LY Balance	
		\$178,631.93	(\$37,449.11)	

Supporting Documents

No supporting documents

External URLs

No External URLs

50000 - Members

2023 Financial Year

Preparer Rhonda Wilkinson

Reviewer John Curley

Status Completed

Account Code	Description	Opening Balance	Contribution Income	Earnings	Member Payments	Tax & Fees	Closing Balance	Change
MCDOUGRHON01	McDougall, Rhondda - Accumulation (Accumulation)	(\$967,494.27)	(\$27,735.00)	(\$108,899.89)		\$15,864.96	(\$1,088,264.20)	12.48%
MCDRHO00008P	McDougall, Rhondda - Pension (Account Based Pension)	(\$677,100.93)		(\$74,812.00)	\$16,950.00		(\$734,962.93)	8.55%
TOTAL		Opening Balance	Contribution Income	Earnings	Member Payments	Tax & Fees	Closing Balance	
		(\$1,644,595.20)	(\$27,735.00)	(\$183,711.89)	\$16,950.00	\$15,864.96	(\$1,823,227.13)	

Supporting Documents

- Members Summary [Report](#)
- Members Statements [Report](#)

External URLs

No External URLs

Standard Checklist

- Attach copies of Members Statements

R&B McDougall Superannuation Fund

Members Statement

Bruce McDougall
 62 Laycock Road
 Penshurst, New South Wales, 2222, Australia

Your Details

Date of Birth :	Provided	Nominated Beneficiaries:	N/A
Age:	70	Nomination Type:	N/A
Tax File Number:	Provided	Vested Benefits:	
Date Joined Fund:	20/09/2020	Total Death Benefit:	
Service Period Start Date:	20/09/2020		
Date Left Fund:			
Member Code:	MCDOUGBRU01		
Account Start Date:	20/09/2020		
Account Phase:	Accumulation Phase		
Account Description:	Accumulation		

Your Balance

Total Benefits

Preservation Components

Preserved
 Unrestricted Non Preserved
 Restricted Non Preserved

Tax Components

Tax Free
 Taxable

Your Detailed Account Summary

	This Year	Last Year
Opening balance at 01/07/2022		
<u>Increases to Member account during the period</u>		
Employer Contributions		
Personal Contributions (Concessional)		
Personal Contributions (Non Concessional)		
Government Co-Contributions		
Other Contributions		
Proceeds of Insurance Policies		
Transfers In		
Net Earnings		
Internal Transfer In		
<u>Decreases to Member account during the period</u>		
Pensions Paid		
Contributions Tax		
Income Tax		
No TFN Excess Contributions Tax		
Excess Contributions Tax		
Refund Excess Contributions		
Division 293 Tax		
Insurance Policy Premiums Paid		
Management Fees		
Member Expenses		
Benefits Paid/Transfers Out		
Superannuation Surcharge Tax		
Internal Transfer Out		
Closing balance at 30/06/2023	0.00	0.00

R&B McDougall Superannuation Fund

Members Statement

Rhondda McDougall
 62 Laycock Road
 Penshurst, New South Wales, 2222, Australia

Your Details

Date of Birth :	Provided	Nominated Beneficiaries:	N/A
Age:	66	Nomination Type:	N/A
Tax File Number:	Provided	Vested Benefits:	1,088,264.20
Date Joined Fund:	20/09/2020	Total Death Benefit:	1,088,264.20
Service Period Start Date:	15/07/2002		
Date Left Fund:			
Member Code:	MCDOUGRHON01		
Account Start Date:	20/09/2020		
Account Phase:	Accumulation Phase		
Account Description:	Accumulation		

Your Balance

Total Benefits	1,088,264.20
<u>Preservation Components</u>	
Preserved	
Unrestricted Non Preserved	1,088,264.20
Restricted Non Preserved	
<u>Tax Components</u>	
Tax Free	280,043.17
Taxable	808,221.03

Your Detailed Account Summary

	This Year	Last Year
Opening balance at 01/07/2022	967,494.27	980,288.44
<u>Increases to Member account during the period</u>		
Employer Contributions		
Personal Contributions (Concessional)	27,500.00	
Personal Contributions (Non Concessional)	235.00	
Government Co-Contributions		
Other Contributions		
Proceeds of Insurance Policies		
Transfers In		
Net Earnings	108,899.89	(13,575.07)
Internal Transfer In		
<u>Decreases to Member account during the period</u>		
Pensions Paid		
Contributions Tax	4,125.00	
Income Tax	11,739.96	(780.90)
No TFN Excess Contributions Tax		
Excess Contributions Tax		
Refund Excess Contributions		
Division 293 Tax		
Insurance Policy Premiums Paid		
Management Fees		
Member Expenses		
Benefits Paid/Transfers Out		
Superannuation Surcharge Tax		
Internal Transfer Out		
Closing balance at 30/06/2023	1,088,264.20	967,494.27

R&B McDougall Superannuation Fund

Members Statement

Rhondda McDougall
 62 Laycock Road
 Penshurst, New South Wales, 2222, Australia

Your Details

		Nominated Beneficiaries:	Bruce McDougall
Date of Birth :	Provided	Nomination Type:	N/A
Age:	66	Vested Benefits:	734,962.93
Tax File Number:	Provided	Total Death Benefit:	734,962.93
Date Joined Fund:	20/09/2020		
Service Period Start Date:	15/07/2002		
Date Left Fund:			
Member Code:	MCDRHO00008P		
Account Start Date:	05/11/2020		
Account Phase:	Retirement Phase		
Account Description:	Account Based Pension		

Your Balance

Total Benefits	734,962.93
<u>Preservation Components</u>	
Preserved	
Unrestricted Non Preserved	734,962.93
Restricted Non Preserved	
<u>Tax Components</u>	
Tax Free (30.07%)	220,977.76
Taxable	513,985.17

Your Detailed Account Summary

	This Year	Last Year
Opening balance at 01/07/2022	677,100.93	701,755.87
<u>Increases to Member account during the period</u>		
Employer Contributions		
Personal Contributions (Concessional)		
Personal Contributions (Non Concessional)		
Government Co-Contributions		
Other Contributions		
Proceeds of Insurance Policies		
Transfers In		
Net Earnings	74,812.00	(10,014.94)
Internal Transfer In		
<u>Decreases to Member account during the period</u>		
Pensions Paid	16,950.00	14,640.00
Contributions Tax		
Income Tax		
No TFN Excess Contributions Tax		
Excess Contributions Tax		
Refund Excess Contributions		
Division 293 Tax		
Insurance Policy Premiums Paid		
Management Fees		
Member Expenses		
Benefits Paid/Transfers Out		
Superannuation Surcharge Tax		
Internal Transfer Out		
Closing balance at 30/06/2023	734,962.93	677,100.93

R&B McDougall Superannuation Fund

Members Summary

As at 30 June 2023

Opening Balances	Increases				Decreases					Closing Balance	
	Contributions	Transfers In	Net Earnings	Insurance Proceeds	Pensions Paid	Contributions Tax	Taxes Paid	Benefits Paid/ Transfers Out	Insurance Premiums		Member Expenses
Bruce McDougall (Age: 70)											
MCDOUGBRU01 - Accumulation											
967,494.27	27,735.00		108,899.89			4,125.00	11,739.96				1,088,264.20
MCDRHO00008P - Account Based Pension - Tax Free: 30.07%											
677,100.93			74,812.00		16,950.00						734,962.93
1,644,595.20	27,735.00		183,711.89		16,950.00	4,125.00	11,739.96				1,823,227.13
1,644,595.20	27,735.00		183,711.89		16,950.00	4,125.00	11,739.96				1,823,227.13

60400 - Bank Accounts

2023 Financial Year

Preparer Rhonda Wilkinson

Reviewer John Curley

Status Completed

Account Code	Description	CY Balance	LY Balance	Change
MCMA3154	Macquarie Cash Management 3154	\$44,854.86	\$27,636.95	62.3%
NetwealthWrap060270	Netwealth Cash Account 060270	\$17,799.94	\$46,875.33	(62.03)%
TOTAL		CY Balance	LY Balance	
		\$62,654.80	\$74,512.28	

Supporting Documents

- Bank Statement Report [Report](#)
- MCMA Statements 2023.pdf
- Netwealth Annual Report FY23 - R&B McDougall Superannuation Fund.pdf

External URLs

No External URLs

Standard Checklist

- Attach Copies of Bank Statements
- Attach copy of Bank Statement Report
- Ensure all Balances match Statement Balances at June 30
- Ensure all Transactions have been entered

R&B McDougall Superannuation Fund

Bank Statement Report

For The Period 01 July 2022 to 30 June 2023

Chart Code: 60400 / MCMA3154

Account Name: Macquarie Cash Management 3154

BSB and Account Number: 182512 968403154

Opening Balance - **Total Debits** + **Total Credits** = **Closing Balance**
 \$ 27,636.95 \$ 19,766.16 \$ 36,984.07 \$ 44,854.86

Data Feed Used

Macquarie Adviser

Date	Description	Debit \$	Credit \$	Ledger Balance \$	Statement Balance \$	Variance \$
01/07/2022	Opening Balance			27,636.95	27,636.95	
15/07/2022	PEACOCKEACCOUNT PEACOCKEA_M3an5dNG 13	234.68		27,402.27	27,636.95	(234.68)
22/07/2022	PP TO RHONDDA MCDOUGALL 46	1,220.00		26,182.27	26,182.27	
29/07/2022	MACQUARIE CMA INTEREST PAID INTR 73		8.39	26,190.66	26,190.66	
15/08/2022	PEACOCKEACCOUNT PEACOCKEA_MFCnkkmt 13	234.68		25,955.98	25,955.98	
23/08/2022	PP TO RHONDDA MCDOUGALL 46	1,220.00		24,735.98	24,735.98	
31/08/2022	MACQUARIE CMA INTEREST PAID INTR 73		17.24	24,753.22	24,753.22	
15/09/2022	PEACOCKEACCOUNT PEACOCKEA_MQooyZxK 13	234.68		24,518.54	24,518.54	
23/09/2022	PP TO RHONDDA MCDOUGALL 46	1,220.00		23,298.54	23,298.54	
30/09/2022	MACQUARIE CMA INTEREST PAID INTR 73		21.42	23,319.96	23,319.96	
17/10/2022	PEACOCKEACCOUNT PEACOCKEA_Mc2YvRGi 13	234.68		23,085.28	23,085.28	
21/10/2022	PP TO RHONDDA MCDOUGALL 46	1,220.00		21,865.28	21,865.28	
31/10/2022	MACQUARIE CMA INTEREST PAID INTR 73		26.98	21,892.26	21,892.26	
15/11/2022	PEACOCKEACCOUNT PEACOCKEA_MneXwV6h 13	234.68		21,657.58	21,657.58	
23/11/2022	PP TO RHONDDA MCDOUGALL 46	1,220.00		20,437.58	20,437.58	
30/11/2022	MACQUARIE CMA INTEREST PAID INTR 73		28.61	20,466.19	20,466.19	
15/12/2022	PEACOCKEACCOUNT PEACOCKEA_MytJFRjf 13	234.68		20,231.51	20,231.51	

R&B McDougall Superannuation Fund
Bank Statement Report

For The Period 01 July 2022 to 30 June 2023

Date	Description	Debit \$	Credit \$	Ledger Balance \$	Statement Balance \$	Variance \$
23/12/2022	PP TO RHONDDA MCDOUGALL 46	1,220.00		19,011.51	19,011.51	
30/12/2022	MACQUARIE CMA INTEREST PAID INTR 73		30.78	19,042.29	19,042.29	
16/01/2023	PEACOCKEACCOUNT PEACOCKEA_NAVK9Ufd 13	234.68		18,807.61	18,807.61	
23/01/2023	PP TO RHONDDA MCDOUGALL 46	1,220.00		17,587.61	17,587.61	
31/01/2023	MACQUARIE CMA INTEREST PAID INTR 73		32.49	17,620.10	17,620.10	
15/02/2023	PEACOCKEACCOUNT PEACOCKEA_NM7Kx4fM 13	234.68		17,385.42	17,385.42	
23/02/2023	PP TO RHONDDA MCDOUGALL 46	1,220.00		16,165.42	16,165.42	
28/02/2023	MACQUARIE CMA INTEREST PAID INTR 73		26.81	16,192.23	16,192.23	
15/03/2023	PEACOCKEACCOUNT PEACOCKEA_NWbgvV6z 13	234.68		15,957.55		
23/03/2023	PP TO RHONDDA MCDOUGALL 46	1,220.00		14,737.55	14,737.55	
31/03/2023	MACQUARIE CMA INTEREST PAID INTR 73		28.63	14,766.18	14,766.18	
13/04/2023	ATO ATO001000018214977 50		9,111.87	23,878.05		
17/04/2023	PEACOCKEACCOUNT PEACOCKEA_NiEeFPuj 13	234.68		23,643.37	23,643.37	
21/04/2023	PP TO RHONDDA MCDOUGALL 46	1,220.00		22,423.37	22,423.37	
28/04/2023	MACQUARIE CMA INTEREST PAID INTR 73		33.68	22,457.05	22,457.05	
15/05/2023	PEACOCKEACCOUNT PEACOCKEA_NtTPZ7q2 13	234.68		22,222.37		
23/05/2023	PP TO RHONDDA MCDOUGALL 46	1,220.00		21,002.37	21,002.37	
31/05/2023	MACQUARIE CMA INTEREST PAID INTR 73		46.60	21,048.97	21,048.97	
15/06/2023	PEACOCKEACCOUNT PEACOCKEA_P55QXLwJ 13	234.68		20,814.29	20,814.29	
16/06/2023	RHONDDA MCDOUGALL Concessional contribut 50		20,000.00	40,814.29	40,814.29	
19/06/2023	RHONDDA MCDOUGALL Concessional Contr 50		7,500.00	48,314.29		

R&B McDougall Superannuation Fund

Bank Statement Report

For The Period 01 July 2022 to 30 June 2023

Date	Description	Debit \$	Credit \$	Ledger Balance \$	Statement Balance \$	Variance \$
19/06/2023	Funds transfer TD	2,310.00		46,004.29	46,004.29	
23/06/2023	PP TO RHONDDA MCDUGALL 46	1,220.00		44,784.29	44,784.29	
30/06/2023	MACQUARIE CMA INTEREST PAID INTR 73		70.57	44,854.86	44,784.29	70.57
30/06/2023	CLOSING BALANCE			44,854.86	44,784.29	70.57
		<u>19,766.16</u>	<u>36,984.07</u>			

R&B McDougall Superannuation Fund

Bank Statement Report

For The Period 01 July 2022 to 30 June 2023

Chart Code: 60400 / NetwealthWrap060270

Account Name: Netwealth Cash Account 060270

BSB and Account Number:

Opening Balance	-	Total Debits	+	Total Credits	=	Closing Balance	Data Feed Used
\$ 46,875.33		\$ 150,763.19		\$ 121,687.80		\$ 17,799.94	Netwealth

Date	Description	Debit \$	Credit \$	Ledger Balance \$	Statement Balance \$	Variance \$
01/07/2022	Opening Balance			46,875.33		
01/07/2022	Distribution - Australia and New Zealand Banking Group Ltd [Distribution - Australia and New Zealand Banking Group Ltd - Interim]		540.72	47,416.05	48,671.23	(1,255.18)
04/07/2022	Distribution - Macquarie Group Ltd [Distribution - Macquarie Group Ltd - Interim]		1,050.00	48,466.05	48,466.05	
05/07/2022	Distribution - Peet Bonds - Series 2 Tranche 1 05/10/2022 [Distribution - Peet Bonds - Series 2 Tranche 1 05/10/2022 - Interim]		159.66	48,625.71	48,466.05	159.66
08/07/2022	Distribution - Merck & Co Inc [Distribution - Merck & Co Inc - Interim]		69.74	48,695.45		
08/07/2022	Asset Purchase - US Dollar [Asset Purchase - US Dollar - 47.8200]	69.74		48,625.71	48,625.71	
11/07/2022	Distribution - PIMCO Global Credit Fund - Wholesale Class		234.88	48,860.59	48,625.71	234.88
12/07/2022	Asset Purchase - Macquarie Group Ltd - Placement [Asset Purchase - Macquarie Group Ltd - Placement - 200.0000]	20,020.00		28,840.59	28,860.59	(20.00)
13/07/2022	Asset Purchase - WBC Securities - Broker Allocation [Corporate Action - Macquarie Group Capital Notes 6 12/09/2032 - 200.0000]	20,020.00		8,820.59	28,860.59	(20,040.00)
14/07/2022	Distribution - Taiwan Semiconductor Manufacturing Company Ltd [Distribution - Taiwan Semiconductor Manufacturing Company Ltd - Interim]		40.53	8,861.12		
14/07/2022	Asset Purchase - US Dollar [Asset Purchase - US Dollar - 27.3500]	40.53		8,820.59	28,840.59	(20,020.00)
15/07/2022	Distribution - Lennox Australian Small Companies Fund		819.62	9,640.21	8,840.59	799.62
18/07/2022	Distribution - Vanguard Australian Property Securities Index ETF		1,561.94	11,202.15	10,402.53	799.62
25/07/2022	Distribution - VanEck Australian Corporate Bond Plus ETF		246.36	11,448.51		

R&B McDougall Superannuation Fund
Bank Statement Report

For The Period 01 July 2022 to 30 June 2023

Date	Description	Debit \$	Credit \$	Ledger Balance \$	Statement Balance \$	Variance \$
25/07/2022	Distribution - VanEck Australian Subordinated Debt ETF		84.64	11,533.15	11,202.15	331.00
31/07/2022	Administration Costs	227.01		11,306.14		
31/07/2022	Ongoing Advice Fee	1,187.54		10,118.60		
31/07/2022	Family Fee Rebate - Administration Costs		93.80	10,212.40		
31/07/2022	Cash Account Interest [Cash Account Interest - Cash Account - Final]		15.72	10,228.12	11,533.15	(1,305.03)
01/08/2022	Distribution - JPMorgan Chase & Co [Distribution - JPMorgan Chase & Co - Interim]		102.17	10,330.29		
01/08/2022	Asset Purchase - US Dollar [Asset Purchase - US Dollar - 70.7000]	102.17		10,228.12	11,533.15	(1,305.03)
09/08/2022	Distribution - Mastercard Inc [Distribution - Mastercard Inc - Interim]		11.37	10,239.49		
09/08/2022	Distribution - Mastercard Inc [Distribution - Mastercard Inc - Interim]		3.16	10,242.65		
09/08/2022	Asset Purchase - US Dollar [Asset Purchase - US Dollar - 10.2900]	14.54		10,228.11	10,228.12	(0.01)
10/08/2022	Distribution - American Express Company [Distribution - American Express Company - Interim]		24.38	10,252.49		
10/08/2022	Distribution - American Express Company [Distribution - American Express Company - Interim]		23.63	10,276.12		
10/08/2022	Asset Purchase - US Dollar [Asset Purchase - US Dollar - 34.2200]	48.01		10,228.11	10,228.12	(0.01)
11/08/2022	Distribution - Apple Inc [Distribution - Apple Inc - Interim]		16.49	10,244.60		
11/08/2022	Distribution - Apple Inc [Distribution - Apple Inc - Interim]		17.13	10,261.73		
11/08/2022	Asset Purchase - US Dollar [Asset Purchase - US Dollar - 23.8300]	33.62		10,228.11	10,228.12	(0.01)
16/08/2022	Distribution - VanEck Australian Subordinated Debt ETF [Distribution - VanEck Australian Subordinated Debt ETF - Interim]		92.34	10,320.45	10,320.46	(0.01)
23/08/2022	Distribution - Transurban Group		329.28	10,649.73		
23/08/2022	Distribution - Transurban Group		27.44	10,677.17	10,677.18	(0.01)
24/08/2022	Asset Purchase - Australia and New Zealand Banking Group Ltd [Asset Purchase - Australia	945.00		9,732.17	9,732.18	(0.01)

R&B McDougall Superannuation Fund
Bank Statement Report

For The Period 01 July 2022 to 30 June 2023

Date	Description	Debit \$	Credit \$	Ledger Balance \$	Statement Balance \$	Variance \$
	and New Zealand Banking Group Ltd - 50.0000]					
31/08/2022	Administration Costs	230.61		9,501.56		
31/08/2022	Family Fee Rebate - Administration Costs		95.03	9,596.59		
31/08/2022	Cash Account Interest [Cash Account Interest - Cash Account - Final]		9.98	9,606.57		
31/08/2022	Ongoing Advice Fee	1,221.92		8,384.65	9,732.18	(1,347.53)
06/09/2022	Distribution - Magellan Financial Group Ltd [Distribution - Magellan Financial Group Ltd - Interim]		146.07	8,530.72		
06/09/2022	Distribution - Pfizer Inc [Distribution - Pfizer Inc - Interim]		88.55	8,619.27		
06/09/2022	Distribution - Johnson & Johnson [Distribution - Johnson & Johnson - Interim]		63.42	8,682.69		
06/09/2022	Asset Purchase - US Dollar [Asset Purchase - US Dollar - 42.7100]	63.42		8,619.27		
06/09/2022	Asset Purchase - US Dollar [Asset Purchase - US Dollar - 59.6400]	88.55		8,530.72	8,384.85	145.87
07/09/2022	Distribution - Macquarie Bank Capital Notes 3 08/09/2031 [Distribution - Macquarie Bank Capital Notes 3 08/09/2031 - Interim]		266.94	8,797.66	8,797.67	(0.01)
08/09/2022	Distribution - Microsoft Corporation [Distribution - Microsoft Corporation - Interim]		58.40	8,856.06		
08/09/2022	Asset Purchase - US Dollar [Asset Purchase - US Dollar - 39.9300]	58.40		8,797.66	8,797.67	(0.01)
12/09/2022	Distribution - Macquarie Group Capital Notes 4 10/09/2029 [Distribution - Macquarie Group Capital Notes 4 10/09/2029 - Interim]		344.45	9,142.11		
12/09/2022	Distribution - Macquarie Group Capital Notes 6 12/09/2032 [Distribution - Macquarie Group Capital Notes 6 12/09/2032 - Interim]		161.44	9,303.55	9,303.56	(0.01)
15/09/2022	Distribution - CBA PERLS VII Capital Notes 15/12/2024 [Distribution - CBA PERLS VII Capital Notes 15/12/2024 - Interim]		235.29	9,538.84		
15/09/2022	Distribution - CBA PERLS XIV Capital Notes 17/06/2032 [Distribution - CBA PERLS XIV Capital Notes 17/06/2032 - Interim]		227.19	9,766.03		
15/09/2022	Distribution - IAG Capital Notes 16/06/2025 [Distribution - IAG Capital Notes 16/06/2025 - Interim]		360.16	10,126.19		

R&B McDougall Superannuation Fund
Bank Statement Report

For The Period 01 July 2022 to 30 June 2023

Date	Description	Debit \$	Credit \$	Ledger Balance \$	Statement Balance \$	Variance \$
15/09/2022	Distribution - Home Depot Inc [Distribution - Home Depot Inc - Interim]		63.44	10,189.63		
15/09/2022	Distribution - Organon & Co [Distribution - Organon & Co - Interim]		2.63	10,192.26		
15/09/2022	Asset Purchase - US Dollar [Asset Purchase - US Dollar - 1.7600]	2.63		10,189.63		
15/09/2022	Asset Purchase - US Dollar [Asset Purchase - US Dollar - 42.5600]	63.44		10,126.19	9,766.04	360.15
16/09/2022	Distribution - VanEck Australian Subordinated Debt ETF [Distribution - VanEck Australian Subordinated Debt ETF - Interim]		92.34	10,218.53	10,218.54	(0.01)
19/09/2022	Distribution - Suncorp Group Limited Capital Notes 4 17/12/2030 [Distribution - Suncorp Group Limited Capital Notes 4 17/12/2030 - Interim]		635.32	10,853.85		
19/09/2022	Distribution - NAB Capital Notes 3 19/06/2028 [Distribution - NAB Capital Notes 3 19/06/2028 - Interim]		283.31	11,137.16		
19/09/2022	Distribution - Westpac Capital Notes 6 31/07/2026 [Distribution - Westpac Capital Notes 6 31/07/2026 - Interim]		270.57	11,407.73	11,407.74	(0.01)
20/09/2022	Distribution - ANZ Convertible Perpetual Cap Notes 6 20/09/2030 [Distribution - ANZ Convertible Perpetual Cap Notes 6 20/09/2030 - Interim]		215.03	11,622.76	11,622.77	(0.01)
21/09/2022	Distribution - Macquarie Bank Capital Notes 2 21/12/2028 [Distribution - Macquarie Bank Capital Notes 2 21/12/2028 - Interim]		378.37	12,001.13	12,001.14	(0.01)
22/09/2022	Distribution - BHP Group Limited [Distribution - BHP Group Limited - Interim]		1,515.79	13,516.92		
22/09/2022	Distribution - ResMed Inc CDI [Distribution - ResMed Inc CDI - Interim]		25.34	13,542.26	12,001.14	1,541.12
23/09/2022	Distribution - Westpac Capital Notes 9 22/06/2031 [Distribution - Westpac Capital Notes 9 22/06/2031 - Interim]		137.88	13,680.14	13,680.15	(0.01)
27/09/2022	Distribution - Woolworths Group Limited [Distribution - Woolworths Group Limited - Interim]		223.13	13,903.27	13,903.28	(0.01)
28/09/2022	Distribution - Coles Group Limited [Distribution - Coles Group Limited - Interim]		271.20	14,174.47		
28/09/2022	Distribution - Amcor PLC CDI [Distribution - Amcor PLC CDI - Interim]		187.96	14,362.43	13,903.28	459.15
29/09/2022	Distribution - Commonwealth Bank of Australia [Distribution - Commonwealth Bank of Australia -		394.80	14,757.23		

R&B McDougall Superannuation Fund
Bank Statement Report

For The Period 01 July 2022 to 30 June 2023

Date	Description	Debit \$	Credit \$	Ledger Balance \$	Statement Balance \$	Variance \$
	Interim]					
29/09/2022	Distribution - Newcrest Mining Ltd [Distribution - Newcrest Mining Ltd - Interim]		171.18	14,928.41		
29/09/2022	Distribution - Gilead Sciences Inc [Distribution - Gilead Sciences Inc - Interim]		117.95	15,046.36		
29/09/2022	Asset Purchase - US Dollar [Asset Purchase - US Dollar - 76.6500]	117.95		14,928.41	14,928.42	(0.01)
30/09/2022	Distribution - Origin Energy Ltd [Distribution - Origin Energy Ltd - Interim]		441.05	15,369.46		
30/09/2022	Administration Fees	220.20		15,149.26		
30/09/2022	Ongoing Advice Fee	1,152.05		13,997.21		
30/09/2022	Family Fee Rebate - Administration Fees		90.97	14,088.18		
30/09/2022	Cash Account Interest [Cash Account Interest - Cash Account - Final]		14.11	14,102.29	14,928.42	(826.13)
05/10/2022	Distribution - CSL Limited [Distribution - CSL Limited - Interim]		219.79	14,322.08		
05/10/2022	Corporate Action - Peet Bonds - Series 2 Tranche 1 05/10/2022 [Corporate Action - Peet Bonds - Series 2 Tranche 1 05/10/2022 - 131.0000]		13,100.00	27,422.08		
05/10/2022	Distribution - Peet Bonds - Series 2 Tranche 1 05/10/2022 [Distribution - Peet Bonds - Series 2 Tranche 1 05/10/2022 - Interim]		215.09	27,637.17		
05/10/2022	Distribution - PIMCO Global Credit Fund - Wholesale Class [Distribution - PIMCO Global Credit Fund - Wholesale Class - Interim]		223.97	27,861.14	14,322.08	13,539.06
06/10/2022	Distribution - Wesfarmers Limited [Distribution - Wesfarmers Limited - Interim]		195.00	28,056.14		
06/10/2022	Distribution - Woodside Energy Group Ltd [Distribution - Woodside Energy Group Ltd - Interim]		1,468.37	29,524.51	27,832.17	1,692.34
07/10/2022	Distribution - Merck & Co Inc [Distribution - Merck & Co Inc - Interim]		75.09	29,599.60		
07/10/2022	Asset Purchase - US Dollar [Asset Purchase - US Dollar - 47.8200]	75.09		29,524.51	29,524.51	
13/10/2022	Distribution - Brambles Ltd [Distribution - Brambles Ltd - Interim]		222.35	29,746.86		
13/10/2022	Distribution - Taiwan Semiconductor Manufacturing Company Ltd [Distribution - Taiwan Semiconductor		40.91	29,787.77		

R&B McDougall Superannuation Fund
Bank Statement Report

For The Period 01 July 2022 to 30 June 2023

Date	Description	Debit \$	Credit \$	Ledger Balance \$	Statement Balance \$	Variance \$
	Ltd - Interim]					
13/10/2022	Asset Purchase - US Dollar [Asset Purchase - US Dollar - 25.7700]	40.91		29,746.86	29,524.51	222.35
17/10/2022	Distribution - Cochlear Ltd [Distribution - Cochlear Ltd - Interim]		97.15	29,844.01	29,844.01	
18/10/2022	Distribution - Vanguard Australian Property Securities Index ETF [Distribution - Vanguard Australian Property Securities Index ETF - Interim]		693.07	30,537.08		
18/10/2022	Distribution - VanEck Australian Corporate Bond Plus ETF [Distribution - VanEck Australian Corporate Bond Plus ETF - Interim]		246.36	30,783.44		
18/10/2022	Distribution - VanEck Australian Subordinated Debt ETF [Distribution - VanEck Australian Subordinated Debt ETF - Interim]		100.04	30,883.48	30,883.48	
20/10/2022	Distribution - Ramsay Health Care Limited CARES [Distribution - Ramsay Health Care Limited CARES - Interim]		583.70	31,467.18	31,467.18	
31/10/2022	Administration Fees	227.23		31,239.95		
31/10/2022	Ongoing Advice Fee	1,184.57		30,055.38		
31/10/2022	Cash Account Interest [Cash Account Interest - Cash Account - Final]		45.41	30,100.79		
31/10/2022	Distribution - JPMorgan Chase & Co [Distribution - JPMorgan Chase & Co - Interim]		110.96	30,211.75		
31/10/2022	Asset Purchase - US Dollar [Asset Purchase - US Dollar - 70.7000]	110.96		30,100.79		
31/10/2022	Family Fee Rebate - Administration Fees		93.81	30,194.60	31,467.18	(1,272.58)
09/11/2022	Distribution - Mastercard Inc [Distribution - Mastercard Inc - Interim]		15.57	30,210.17		
09/11/2022	Asset Purchase - US Dollar [Asset Purchase - US Dollar - 10.2900]	15.57		30,194.60	30,194.60	
10/11/2022	Distribution - American Express Company [Distribution - American Express Company - Interim]		51.12	30,245.72		
10/11/2022	Distribution - Apple Inc [Distribution - Apple Inc - Interim]		35.60	30,281.32		
10/11/2022	Asset Purchase - US Dollar [Asset Purchase - US Dollar - 58.0500]	86.72		30,194.60	30,194.60	

R&B McDougall Superannuation Fund

Bank Statement Report

For The Period 01 July 2022 to 30 June 2023

Date	Description	Debit \$	Credit \$	Ledger Balance \$	Statement Balance \$	Variance \$
15/11/2022	Corporate Action - CBA PERLS VII Capital Notes 15/12/2024 [Corporate Action - CBA PERLS VII Capital Notes 15/12/2024 - 296.0000]		29,600.00	59,794.60		
15/11/2022	Distribution - CBA PERLS VII Capital Notes 15/12/2024 [Distribution - CBA PERLS VII Capital Notes 15/12/2024 - Interim]		192.31	59,986.91		
15/11/2022	Corporate Action - CBA PERLS XV Capital Notes 16/06/2031 [Corporate Action - CBA PERLS XV Capital Notes 16/06/2031 - 296.0000]	29,600.00		30,386.91	30,489.20	(102.29)
16/11/2022	Distribution - VanEck Australian Subordinated Debt ETF [Distribution - VanEck Australian Subordinated Debt ETF - Interim]		107.73	30,494.64		
16/11/2022	Distribution - VanEck Australian Corporate Bond Plus ETF [Distribution - VanEck Australian Corporate Bond Plus ETF - Interim]		92.39	30,587.03	30,596.93	(9.90)
30/11/2022	Administration Fees	221.17		30,365.86		
30/11/2022	Ongoing Advice Fee	1,172.59		29,193.27		
30/11/2022	Family Fee Rebate - Administration Fees		91.64	29,284.91		
30/11/2022	Cash Account Interest [Cash Account Interest - Cash Account - Final]		54.15	29,339.06	30,587.03	(1,247.97)
05/12/2022	Distribution - Pfizer Inc [Distribution - Pfizer Inc - Interim]		89.07	29,428.13		
05/12/2022	Asset Purchase - US Dollar [Asset Purchase - US Dollar - 59.6400]	89.07		29,339.06	29,339.06	
06/12/2022	Distribution - Johnson & Johnson [Distribution - Johnson & Johnson - Interim]		63.54	29,402.60		
06/12/2022	Asset Purchase - US Dollar [Asset Purchase - US Dollar - 42.7100]	63.54		29,339.06	29,339.06	
07/12/2022	Distribution - Macquarie Bank Capital Notes 3 08/09/2031 [Distribution - Macquarie Bank Capital Notes 3 08/09/2031 - Interim]		350.25	29,689.31	29,689.31	
08/12/2022	Distribution - Microsoft Corporation [Distribution - Microsoft Corporation - Interim]		64.66	29,753.97		
08/12/2022	Asset Purchase - US Dollar [Asset Purchase - US Dollar - 43.7900]	64.66		29,689.31	29,689.31	
12/12/2022	Distribution - Macquarie Group Capital Notes 4 10/09/2029 [Distribution - Macquarie Group Capital Notes 4 10/09/2029 - Interim]		402.23	30,091.54		
12/12/2022	Distribution - Macquarie Group Capital Notes 6 12/09/2032 [Distribution - Macquarie Group Capital Notes 6 12/09/2032 - Interim]		271.25	30,362.79	30,362.79	

R&B McDougall Superannuation Fund
Bank Statement Report

For The Period 01 July 2022 to 30 June 2023

Date	Description	Debit \$	Credit \$	Ledger Balance \$	Statement Balance \$	Variance \$
13/12/2022	Distribution - Macquarie Group Ltd [Distribution - Macquarie Group Ltd - Interim]		900.00	31,262.79		
13/12/2022	Distribution - Amcor PLC CDI [Distribution - Amcor PLC CDI - Interim]		211.71	31,474.50	30,362.79	1,111.71
15/12/2022	Distribution - Australia and New Zealand Banking Group Ltd [Distribution - Australia and New Zealand Banking Group Ltd - Interim]		592.74	32,067.24		
15/12/2022	Distribution - IAG Capital Notes 16/06/2025 [Distribution - IAG Capital Notes 16/06/2025 - Interim]		414.56	32,481.80		
15/12/2022	Distribution - CBA PERLS XIV Capital Notes 17/06/2032 [Distribution - CBA PERLS XIV Capital Notes 17/06/2032 - Interim]		277.58	32,759.38		
15/12/2022	Distribution - ResMed Inc CDI [Distribution - ResMed Inc CDI - Interim]		26.48	32,785.86		
15/12/2022	Distribution - Organon & Co [Distribution - Organon & Co - Interim]		2.64	32,788.50		
15/12/2022	Asset Purchase - US Dollar [Asset Purchase - US Dollar - 1.7600]	2.64		32,785.86		
15/12/2022	Distribution - Home Depot Inc [Distribution - Home Depot Inc - Interim]		63.32	32,849.18		
15/12/2022	Asset Purchase - US Dollar [Asset Purchase - US Dollar - 42.5600]	63.32		32,785.86	32,785.86	
16/12/2022	Distribution - VanEck Australian Subordinated Debt ETF [Distribution - VanEck Australian Subordinated Debt ETF - Interim]		130.81	32,916.67		
16/12/2022	Distribution - VanEck Australian Corporate Bond Plus ETF [Distribution - VanEck Australian Corporate Bond Plus ETF - Interim]		92.39	33,009.06	33,009.06	
19/12/2022	Distribution - Suncorp Group Limited Capital Notes 4 17/12/2030 [Distribution - Suncorp Group Limited Capital Notes 4 17/12/2030 - Interim]		751.43	33,760.49		
19/12/2022	Distribution - NAB Capital Notes 3 19/06/2028 [Distribution - NAB Capital Notes 3 19/06/2028 - Interim]		323.54	34,084.03		
19/12/2022	Distribution - Westpac Capital Notes 6 31/07/2026 [Distribution - Westpac Capital Notes 6 31/07/2026 - Interim]		316.20	34,400.23	34,400.23	
20/12/2022	Distribution - Westpac Banking Corporation [Distribution - Westpac Banking Corporation - Interim]		470.40	34,870.63		
20/12/2022	Distribution - ANZ Convertible Perpetual Cap Notes 6 20/09/2030 [Distribution - ANZ		258.30	35,128.93	35,128.93	

R&B McDougall Superannuation Fund
Bank Statement Report

For The Period 01 July 2022 to 30 June 2023

Date	Description	Debit \$	Credit \$	Ledger Balance \$	Statement Balance \$	Variance \$
21/12/2022	Convertible Perpetual Cap Notes 6 20/09/2030 - Interim]					
21/12/2022	Distribution - Macquarie Bank Capital Notes 2 21/12/2028 [Distribution - Macquarie Bank Capital Notes 2 21/12/2028 - Interim]		430.79	35,559.72	35,559.72	
22/12/2022	Corporate Action - IAG Capital Notes 16/06/2025 [Corporate Action - IAG Capital Notes 16/06/2025 - 290.0000]		29,000.00	64,559.72		
22/12/2022	Distribution - Westpac Capital Notes 9 22/06/2031 [Distribution - Westpac Capital Notes 9 22/06/2031 - Interim]		220.08	64,779.80		
22/12/2022	Distribution - IAG Capital Notes 16/06/2025 [Distribution - IAG Capital Notes 16/06/2025 - Interim]		33.65	64,813.45		
22/12/2022	Corporate Action - IAG Capital Notes 2 15/03/2032 [Corporate Action - IAG Capital Notes 2 15/03/2032 - 290.0000]	29,000.00		35,813.45	35,813.45	
29/12/2022	Distribution - Gilead Sciences Inc [Distribution - Gilead Sciences Inc - Interim]		113.08	35,926.53		
29/12/2022	Asset Purchase - US Dollar [Asset Purchase - US Dollar - 76.6500]	113.08		35,813.45	35,813.45	
31/12/2022	Administration Fees	228.12		35,585.33		
31/12/2022	Ongoing Advice Fee	1,216.46		34,368.87		
31/12/2022	Family Fee Rebate - Administration Fees		94.98	34,463.85		
31/12/2022	Cash Account Interest [Cash Account Interest - Cash Account - Final]		65.39	34,529.24	35,813.45	(1,284.21)
05/01/2023	Distribution - PIMCO Global Credit Fund - Wholesale Class [Distribution - PIMCO Global Credit Fund - Wholesale Class - Interim]		226.59	34,755.83	34,529.24	226.59
09/01/2023	Distribution - Merck & Co Inc [Distribution - Merck & Co Inc - Interim]		73.20	34,829.03		
09/01/2023	Asset Purchase - US Dollar [Asset Purchase - US Dollar - 50.5900]	73.20		34,755.83	34,755.83	
10/01/2023	Distribution - Lennox Australian Small Companies Fund [Distribution - Lennox Australian Small Companies Fund - Interim]		221.03	34,976.86	34,755.83	221.03
12/01/2023	Distribution - Taiwan Semiconductor Manufacturing Company Ltd [Distribution - Taiwan Semiconductor Manufacturing Company Ltd - Interim]		38.01	35,014.87		

R&B McDougall Superannuation Fund
Bank Statement Report

For The Period 01 July 2022 to 30 June 2023

Date	Description	Debit \$	Credit \$	Ledger Balance \$	Statement Balance \$	Variance \$
12/01/2023	Asset Purchase - US Dollar [Asset Purchase - US Dollar - 26.5000]	38.01		34,976.86	34,976.86	
18/01/2023	Distribution - Vanguard Australian Property Securities Index ETF [Distribution - Vanguard Australian Property Securities Index ETF - Interim]		1,104.30	36,081.16	36,081.16	
23/01/2023	Distribution - VanEck Australian Subordinated Debt ETF [Distribution - VanEck Australian Subordinated Debt ETF - Interim]		146.20	36,227.36		
23/01/2023	Distribution - VanEck Australian Corporate Bond Plus ETF [Distribution - VanEck Australian Corporate Bond Plus ETF - Interim]		92.39	36,319.75	36,319.75	
31/01/2023	Administration Fees	227.51		36,092.24		
31/01/2023	Ongoing Advice Fee	1,220.92		34,871.32		
31/01/2023	Distribution - JPMorgan Chase & Co [Distribution - JPMorgan Chase & Co - Interim]		98.92	34,970.24		
31/01/2023	Family Fee Rebate - Administration Fees		95.21	35,065.45		
31/01/2023	Cash Account Interest [Cash Account Interest - Cash Account - Final]		73.45	35,138.90		
31/01/2023	Asset Purchase - US Dollar [Asset Purchase - US Dollar - 70.7000]	98.92		35,039.98	36,319.75	(1,279.77)
09/02/2023	Distribution - Mastercard Inc [Distribution - Mastercard Inc - Interim]		17.32	35,057.30		
09/02/2023	Asset Purchase - US Dollar [Asset Purchase - US Dollar - 11.9700]	17.32		35,039.98	35,039.98	
10/02/2023	Distribution - American Express Company [Distribution - American Express Company - Interim]		49.15	35,089.13		
10/02/2023	Asset Purchase - US Dollar [Asset Purchase - US Dollar - 34.2200]	49.15		35,039.98	35,039.98	
13/02/2023	Distribution - Transurban Group [Distribution - Transurban Group - Interim]		363.58	35,403.56	35,403.56	
16/02/2023	Distribution - VanEck Australian Subordinated Debt ETF [Distribution - VanEck Australian Subordinated Debt ETF - Interim]		146.21	35,549.77		
16/02/2023	Distribution - VanEck Australian Corporate Bond Plus ETF [Distribution - VanEck Australian Corporate Bond Plus ETF - Interim]		92.38	35,642.15		
16/02/2023	Distribution - Apple Inc [Distribution - Apple Inc - Interim]		34.55	35,676.70		

R&B McDougall Superannuation Fund
Bank Statement Report

For The Period 01 July 2022 to 30 June 2023

Date	Description	Debit \$	Credit \$	Ledger Balance \$	Statement Balance \$	Variance \$
16/02/2023	Asset Purchase - US Dollar [Asset Purchase - US Dollar - 23.8300]	34.55		35,642.15	35,642.15	
28/02/2023	Administration Fees	208.81		35,433.34		
28/02/2023	Ongoing Advice Fee	1,127.56		34,305.78		
28/02/2023	Family Fee Rebate - Administration Fees		86.81	34,392.59		
28/02/2023	Cash Account Interest [Cash Account Interest - Cash Account - Final]		71.25	34,463.84	35,642.15	(1,178.31)
03/03/2023	Distribution - Pfizer Inc [Distribution - Pfizer Inc - Interim]		90.33	34,554.17		
03/03/2023	Asset Purchase - US Dollar [Asset Purchase - US Dollar - 61.1300]	90.33		34,463.84	34,463.84	
07/03/2023	Distribution - Macquarie Bank Capital Notes 3 08/09/2031 [Distribution - Macquarie Bank Capital Notes 3 08/09/2031 - Interim]		380.04	34,843.88		
07/03/2023	Distribution - Johnson & Johnson [Distribution - Johnson & Johnson - Interim]		64.79	34,908.67		
07/03/2023	Asset Purchase - US Dollar [Asset Purchase - US Dollar - 42.7100]	64.79		34,843.88	34,843.88	
08/03/2023	Distribution - Magellan Financial Group Ltd [Distribution - Magellan Financial Group Ltd - Interim]		99.43	34,943.31	34,943.31	
09/03/2023	Distribution - Microsoft Corporation [Distribution - Microsoft Corporation - Interim]		65.64	35,008.95		
09/03/2023	Asset Purchase - US Dollar [Asset Purchase - US Dollar - 43.7900]	65.64		34,943.31	34,943.31	
10/03/2023	Distribution - Macquarie Group Capital Notes 4 10/09/2029 [Distribution - Macquarie Group Capital Notes 4 10/09/2029 - Interim]		415.72	35,359.03	35,359.03	
13/03/2023	Asset Purchase - ANZ Convertible Cap Notes 8 20/09/2032 - Placement	30,020.00		5,339.03		
13/03/2023	Distribution - Macquarie Group Capital Notes 6 12/09/2032 [Distribution - Macquarie Group Capital Notes 6 12/09/2032 - Interim]		291.24	5,630.27	35,650.26	(30,019.99)
15/03/2023	Distribution - CBA PERLS XV Capital Notes 16/06/2031 [Distribution - CBA PERLS XV Capital Notes 16/06/2031 - Interim]		401.79	6,032.06		
15/03/2023	Distribution - IAG Capital Notes 2 15/03/2032 [Distribution - IAG Capital Notes 2 15/03/2032 - Interim]		392.09	6,424.15		
15/03/2023	Distribution - CBA PERLS XIV Capital Notes 17/06/2032 [Distribution - CBA PERLS XIV Capital		295.15	6,719.30	36,739.29	(30,019.99)

R&B McDougall Superannuation Fund

Bank Statement Report

For The Period 01 July 2022 to 30 June 2023

Date	Description	Debit \$	Credit \$	Ledger Balance \$	Statement Balance \$	Variance \$
	Notes 17/06/2032 - Interim]					
16/03/2023	Distribution - VanEck Australian Subordinated Debt ETF [Distribution - VanEck Australian Subordinated Debt ETF - Interim]		153.90	6,873.20		
16/03/2023	Distribution - VanEck Australian Corporate Bond Plus ETF [Distribution - VanEck Australian Corporate Bond Plus ETF - Interim]		92.38	6,965.58		
16/03/2023	Distribution - ResMed Inc CDI [Distribution - ResMed Inc CDI - Interim]		25.26	6,990.84		
16/03/2023	Distribution - Organon & Co [Distribution - Organon & Co - Interim]		2.65	6,993.49		
16/03/2023	Asset Purchase - US Dollar [Asset Purchase - US Dollar - 1.7600]	2.65		6,990.84	37,010.83	(30,019.99)
17/03/2023	Distribution - Suncorp Group Limited Capital Notes 4 17/12/2030 [Distribution - Suncorp Group Limited Capital Notes 4 17/12/2030 - Interim]		772.28	7,763.12		
17/03/2023	Distribution - NAB Capital Notes 3 19/06/2028 [Distribution - NAB Capital Notes 3 19/06/2028 - Interim]		329.37	8,092.49	38,112.48	(30,019.99)
20/03/2023	Distribution - Westpac Capital Notes 6 31/07/2026 [Distribution - Westpac Capital Notes 6 31/07/2026 - Interim]		329.96	8,422.45		
20/03/2023	Distribution - ANZ Convertible Perpetual Cap Notes 6 20/09/2030 [Distribution - ANZ Convertible Perpetual Cap Notes 6 20/09/2030 - Interim]		269.99	8,692.44	8,712.43	(19.99)
21/03/2023	Distribution - Macquarie Bank Capital Notes 2 21/12/2028 [Distribution - Macquarie Bank Capital Notes 2 21/12/2028 - Interim]		444.67	9,137.11		
21/03/2023	Distribution - Amcor PLC CDI [Distribution - Amcor PLC CDI - Interim]		188.40	9,325.51	9,345.50	(19.99)
22/03/2023	Distribution - Westpac Capital Notes 9 22/06/2031 [Distribution - Westpac Capital Notes 9 22/06/2031 - Interim]		228.58	9,554.09	9,574.08	(19.99)
23/03/2023	Distribution - Home Depot Inc [Distribution - Home Depot Inc - Interim]		70.37	9,624.46		
23/03/2023	Asset Purchase - US Dollar [Asset Purchase - US Dollar - 46.8200]	70.37		9,554.09	9,554.08	0.01
24/03/2023	Distribution - Origin Energy Ltd [Distribution - Origin Energy Ltd - Interim]		441.05	9,995.14	9,995.13	0.01
28/03/2023	Distribution - Wesfarmers Limited [Distribution - Wesfarmers Limited - Interim]		171.60	10,166.74	10,166.73	0.01

R&B McDougall Superannuation Fund
Bank Statement Report

For The Period 01 July 2022 to 30 June 2023

Date	Description	Debit \$	Credit \$	Ledger Balance \$	Statement Balance \$	Variance \$
30/03/2023	Distribution - BHP Group Limited [Distribution - BHP Group Limited - Interim]		810.00	10,976.74		
30/03/2023	Distribution - Commonwealth Bank of Australia [Distribution - Commonwealth Bank of Australia - Interim]		394.80	11,371.54		
30/03/2023	Distribution - Coles Group Limited [Distribution - Coles Group Limited - Interim]		325.44	11,696.98		
30/03/2023	Distribution - Newcrest Mining Ltd [Distribution - Newcrest Mining Ltd - Interim]		306.14	12,003.12		
30/03/2023	Distribution - Gilead Sciences Inc [Distribution - Gilead Sciences Inc - Interim]		117.41	12,120.53		
30/03/2023	Asset Purchase - US Dollar [Asset Purchase - US Dollar - 78.7500]	117.41		12,003.12	12,003.12	
31/03/2023	Administration Fees	230.59		11,772.53		
31/03/2023	Ongoing Advice Fee	1,233.18		10,539.35		
31/03/2023	Family Fee Rebate - Administration Fees		95.55	10,634.90		
31/03/2023	Cash Account Interest [Cash Account Interest - Cash Account - Final]		69.50	10,704.40	12,003.12	(1,298.72)
05/04/2023	Distribution - Woodside Energy Group Ltd [Distribution - Woodside Energy Group Ltd - Interim]		1,977.74	12,682.14		
05/04/2023	Distribution - CSL Limited [Distribution - CSL Limited - Interim]		202.68	12,884.82		
05/04/2023	Distribution - PIMCO Global Credit Fund - Wholesale Class [Distribution - PIMCO Global Credit Fund - Wholesale Class - Interim]		230.27	13,115.09	12,884.82	230.27
10/04/2023	Distribution - Merck & Co Inc [Distribution - Merck & Co Inc - Interim]		76.23	13,191.32		
10/04/2023	Asset Purchase - US Dollar [Asset Purchase - US Dollar - 50.5900]	76.23		13,115.09	12,884.82	230.27
13/04/2023	Distribution - Woolworths Group Limited [Distribution - Woolworths Group Limited - Interim]		193.66	13,308.75		
13/04/2023	Distribution - Brambles Ltd [Distribution - Brambles Ltd - Interim]		227.77	13,536.52		
13/04/2023	Distribution - Taiwan Semiconductor Manufacturing Company Ltd [Distribution - Taiwan Semiconductor Manufacturing Company Ltd - Interim]		39.42	13,575.94		

R&B McDougall Superannuation Fund
Bank Statement Report

For The Period 01 July 2022 to 30 June 2023

Date	Description	Debit \$	Credit \$	Ledger Balance \$	Statement Balance \$	Variance \$
13/04/2023	Asset Purchase - US Dollar [Asset Purchase - US Dollar - 26.7300]	39.42		13,536.52	13,308.75	227.77
14/04/2023	Distribution - Cochlear Ltd [Distribution - Cochlear Ltd - Interim]		103.85	13,640.37	13,640.37	
20/04/2023	Distribution - Vanguard Australian Property Securities Index ETF [Distribution - Vanguard Australian Property Securities Index ETF - Interim]		962.25	14,602.62		
20/04/2023	Distribution - Ramsay Health Care Limited CARES [Distribution - Ramsay Health Care Limited CARES - Interim]		833.17	15,435.79		
20/04/2023	Distribution - VanEck Australian Subordinated Debt ETF [Distribution - VanEck Australian Subordinated Debt ETF - Interim]		153.90	15,589.69		
20/04/2023	Distribution - VanEck Australian Corporate Bond Plus ETF [Distribution - VanEck Australian Corporate Bond Plus ETF - Interim]		92.38	15,682.07	15,682.07	
30/04/2023	Administration Fees	225.97		15,456.10		
30/04/2023	Ongoing Advice Fee	1,220.08		14,236.02		
30/04/2023	Family Fee Rebate - Administration Fees		93.38	14,329.40		
30/04/2023	Cash Account Interest [Cash Account Interest - Cash Account - Final]		33.48	14,362.88	15,682.07	(1,319.19)
01/05/2023	Distribution - JPMorgan Chase & Co [Distribution - JPMorgan Chase & Co - Interim]		105.95	14,468.83		
01/05/2023	Asset Purchase - US Dollar [Asset Purchase - US Dollar - 70.7000]	105.95		14,362.88	14,236.02	126.86
09/05/2023	Distribution - Mastercard Inc [Distribution - Mastercard Inc - Interim]		17.65	14,380.53		
09/05/2023	Asset Purchase - US Dollar [Asset Purchase - US Dollar - 11.9700]	17.65		14,362.88	14,362.88	
10/05/2023	Distribution - American Express Company [Distribution - American Express Company - Interim]		58.95	14,421.83		
10/05/2023	Asset Purchase - US Dollar [Asset Purchase - US Dollar - 39.4800]	58.95		14,362.88	14,362.88	
16/05/2023	Distribution - VanEck Australian Subordinated Debt ETF [Distribution - VanEck Australian Subordinated Debt ETF - Interim]		153.90	14,516.78		
16/05/2023	Distribution - VanEck Australian Corporate Bond Plus ETF [Distribution - VanEck Australian Corporate Bond Plus ETF - Interim]		92.39	14,609.17	14,609.17	

R&B McDougall Superannuation Fund
Bank Statement Report

For The Period 01 July 2022 to 30 June 2023

Date	Description	Debit \$	Credit \$	Ledger Balance \$	Statement Balance \$	Variance \$
18/05/2023	Distribution - Apple Inc [Distribution - Apple Inc - Interim]		37.43	14,646.60		
18/05/2023	Asset Purchase - US Dollar [Asset Purchase - US Dollar - 24.8600]	37.43		14,609.17	14,609.17	
31/05/2023	Administration Fees	234.67		14,374.50		
31/05/2023	Ongoing Advice Fee	1,266.30		13,108.20		
31/05/2023	Family Fee Rebate - Administration Fees		96.11	13,204.31		
31/05/2023	Cash Account Interest [Cash Account Interest - Cash Account - Final]		38.60	13,242.91	14,609.17	(1,366.26)
06/06/2023	Distribution - Johnson & Johnson [Distribution - Johnson & Johnson - Interim]		67.43	13,310.34		
06/06/2023	Asset Purchase - US Dollar [Asset Purchase - US Dollar - 44.9800]	67.43		13,242.91	13,242.91	
07/06/2023	Distribution - Macquarie Bank Capital Notes 3 08/09/2031 [Distribution - Macquarie Bank Capital Notes 3 08/09/2031 - Interim]		421.68	13,664.59		
07/06/2023	Asset Purchase - NEXTDC Limited [Asset Purchase - NEXTDC Limited - 103.0000]	1,112.40		12,552.19	12,552.19	
08/06/2023	Distribution - Microsoft Corporation [Distribution - Microsoft Corporation - Interim]		64.90	12,617.09		
08/06/2023	Asset Purchase - US Dollar [Asset Purchase - US Dollar - 43.7900]	64.90		12,552.19	12,552.19	
09/06/2023	Distribution - Pfizer Inc [Distribution - Pfizer Inc - Interim]		90.33	12,642.52		
09/06/2023	Asset Purchase - US Dollar [Asset Purchase - US Dollar - 61.1300]	90.33		12,552.19	12,552.19	
13/06/2023	Distribution - Macquarie Group Capital Notes 4 10/09/2029 [Distribution - Macquarie Group Capital Notes 4 10/09/2029 - Interim]		479.44	13,031.63		
13/06/2023	Distribution - Macquarie Group Capital Notes 6 12/09/2032 [Distribution - Macquarie Group Capital Notes 6 12/09/2032 - Interim]		316.07	13,347.70	13,438.03	(90.33)
15/06/2023	Distribution - IAG Capital Notes 2 15/03/2032 [Distribution - IAG Capital Notes 2 15/03/2032 - Interim]		463.62	13,811.32		
15/06/2023	Distribution - CBA PERLS XV Capital Notes 16/06/2031 [Distribution - CBA PERLS XV Capital Notes 16/06/2031 - Interim]		339.90	14,151.22		
15/06/2023	Distribution - CBA PERLS XIV Capital Notes 17/06/2032 [Distribution - CBA PERLS XIV Capital Notes 17/06/2032 - Interim]		326.78	14,478.00		

R&B McDougall Superannuation Fund
Bank Statement Report

For The Period 01 July 2022 to 30 June 2023

Date	Description	Debit \$	Credit \$	Ledger Balance \$	Statement Balance \$	Variance \$
15/06/2023	Distribution - ResMed Inc CDI [Distribution - ResMed Inc CDI - Interim]		26.15	14,504.15		
15/06/2023	Distribution - Home Depot Inc [Distribution - Home Depot Inc - Interim]		68.26	14,572.41		
15/06/2023	Distribution - Organon & Co [Distribution - Organon & Co - Interim]		2.56	14,574.97		
15/06/2023	Asset Purchase - US Dollar [Asset Purchase - US Dollar - 1.7600]	2.56		14,572.41		
15/06/2023	Asset Purchase - US Dollar [Asset Purchase - US Dollar - 46.8200]	68.26		14,504.15	14,504.15	
19/06/2023	Distribution - Suncorp Group Limited Capital Notes 4 17/12/2030 [Distribution - Suncorp Group Limited Capital Notes 4 17/12/2030 - Interim]		890.40	15,394.55		
19/06/2023	Distribution - VanEck Australian Subordinated Debt ETF [Distribution - VanEck Australian Subordinated Debt ETF - Interim]		161.60	15,556.15		
19/06/2023	Distribution - VanEck Australian Corporate Bond Plus ETF [Distribution - VanEck Australian Corporate Bond Plus ETF - Interim]		92.38	15,648.53		
19/06/2023	Distribution - NAB Capital Notes 3 19/06/2028 [Distribution - NAB Capital Notes 3 19/06/2028 - Interim]		375.47	16,024.00		
19/06/2023	Distribution - Westpac Capital Notes 6 31/07/2026 [Distribution - Westpac Capital Notes 6 31/07/2026 - Interim]		361.10	16,385.10	15,648.53	736.57
20/06/2023	Distribution - ANZ Convertible Perpetual Cap Notes 8 20/09/2032 [Distribution - ANZ Convertible Perpetual Cap Notes 8 20/09/2032 - Interim]		326.58	16,711.68		
20/06/2023	Distribution - ANZ Convertible Perpetual Cap Notes 6 20/09/2030 [Distribution - ANZ Convertible Perpetual Cap Notes 6 20/09/2030 - Interim]		297.39	17,009.07		
20/06/2023	Distribution - Amcor PLC CDI [Distribution - Amcor PLC CDI - Interim]		200.70	17,209.77	17,209.77	
21/06/2023	Distribution - Macquarie Bank Capital Notes 2 21/12/2028 [Distribution - Macquarie Bank Capital Notes 2 21/12/2028 - Interim]		481.07	17,690.84	17,690.84	
22/06/2023	Distribution - Westpac Capital Notes 9 22/06/2031 [Distribution - Westpac Capital Notes 9 22/06/2031 - Interim]		250.40	17,941.24	17,941.24	
27/06/2023	Distribution - Westpac Banking Corporation [Distribution - Westpac Banking Corporation -		514.50	18,455.74	18,455.74	

R&B McDougall Superannuation Fund
Bank Statement Report

For The Period 01 July 2022 to 30 June 2023

Date	Description	Debit \$	Credit \$	Ledger Balance \$	Statement Balance \$	Variance \$
	Interim]					
29/06/2023	Distribution - Lennox Australian Small Companies Fund [Distribution - Lennox Australian Small Companies Fund - Interim]		670.81	19,126.55		
29/06/2023	Distribution - Gilead Sciences Inc [Distribution - Gilead Sciences Inc - Interim]		119.06	19,245.61		
29/06/2023	Asset Purchase - US Dollar [Asset Purchase - US Dollar - 78.7500]	119.06		19,126.55	18,455.74	670.81
30/06/2023	Administration Fees	229.65		18,896.90		
30/06/2023	Ongoing Advice Fee	1,232.01		17,664.89		
30/06/2023	Family Fee Rebate - Administration Fees		92.94	17,757.83		
30/06/2023	Cash Account Interest [Cash Account Interest - Cash Account - Final]		42.11	17,799.94	19,126.55	(1,326.61)
30/06/2023	CLOSING BALANCE			17,799.94	19,126.55	(1,326.61)
		150,763.19	121,687.80			



Macquarie Cash Management Account

MACQUARIE BANK LIMITED
ABN 46 008 583 542 AFSL 237502

enquiries 1800 806 310
transact@macquarie.com
www.macquarie.com.au

GPO Box 2520
Sydney, NSW 2001



R&B MCDUGALL SUPERANNUATION FUND
62
LAYCOCK STREET
PENSURST NSW 2222

1 Shelley Street
Sydney, NSW 2000

account balance **\$44,854.86**
as at 30 Jun 23

account name R&B MCDUGALL SUPER PTY LTD ATF
R&B MCDUGALL SUPERANNUATION FUND
account no. 968403154

transaction	description	debits	credits	balance
30.12.22	OPENING BALANCE			19,042.29
16.01.23	Direct debit PEACOCKEACCOUNT PEACOCKEA_NAVK9Ufd	234.68		18,807.61
23.01.23	Funds transfer PP TO RHONDDA MCDUGALL	1,220.00		17,587.61
31.01.23	Interest MACQUARIE CMA INTEREST PAID*		32.49	17,620.10
15.02.23	Direct debit PEACOCKEACCOUNT PEACOCKEA_NM7Kx4fM	234.68		17,385.42
23.02.23	Funds transfer PP TO RHONDDA MCDUGALL	1,220.00		16,165.42
28.02.23	Interest MACQUARIE CMA INTEREST PAID*		26.81	16,192.23
15.03.23	Direct debit PEACOCKEACCOUNT PEACOCKEA_NWbgvV6z	234.68		15,957.55
23.03.23	Funds transfer PP TO RHONDDA MCDUGALL	1,220.00		14,737.55
31.03.23	Interest MACQUARIE CMA INTEREST PAID*		28.63	14,766.18
13.04.23	Deposit ATO ATO001000018214977		9,111.87	23,878.05
17.04.23	Direct debit PEACOCKEACCOUNT PEACOCKEA_NiEeFPuj	234.68		23,643.37

how to make a transaction

online
Log in to www.macquarie.com.au/personal

by phone
Call 133 275 to make a phone transaction

transfers from another bank account
Transfer funds from another bank to this account:
BSB 182 512
ACCOUNT NO. 968403154

deposits using BPay
From another bank



Bill code: 667022
Ref: 968 403 154

continued on next



Macquarie Cash Management Account

enquiries 1800 806 310

account name R&B MCDUGALL SUPER PTY LTD ATF
R&B MCDUGALL SUPERANNUATION FUND
account no. 968403154

transaction	description	debits	credits	balance
21.04.23	Funds transfer PP TO RHONDDA MCDUGALL	1,220.00		22,423.37
28.04.23	Interest MACQUARIE CMA INTEREST PAID*		33.68	22,457.05
15.05.23	Direct debit PEACOCKEACCOUNT PEACOCKEA_NiTPZ7q2	234.68		22,222.37
23.05.23	Funds transfer PP TO RHONDDA MCDUGALL	1,220.00		21,002.37
31.05.23	Interest MACQUARIE CMA INTEREST PAID*		46.60	21,048.97
15.06.23	Direct debit PEACOCKEACCOUNT PEACOCKEA_P55QXLwJ	234.68		20,814.29
16.06.23	Deposit RHONDDA MCDUGALL Concessional contribut		20,000.00	40,814.29
17.06.23	Deposit RHONDDA MCDUGALL Concessional Contr		7,500.00	48,314.29
19.06.23	Funds transfer Funds transfer	2,310.00		46,004.29
23.06.23	Funds transfer PP TO RHONDDA MCDUGALL	1,220.00		44,784.29
30.06.23	Interest MACQUARIE CMA INTEREST PAID*		70.57	44,854.86
	CLOSING BALANCE AS AT 30 JUN 23	11,038.08	36,850.65	44,854.86

* Stepped interest rates for the period 31 December to 21 February: balances \$0.00 to \$4,999.99 earned 2.00% balances \$5,000.00 and above earned 2.00% pa (53 days); 22 February to 21 March: balances \$0.00 to \$4,999.99 earned 2.10% balances \$5,000.00 and above earned 2.10% pa (28 days); 22 March to 18 May: balances \$0.00 to \$4,999.99 earned 2.25% balances \$5,000.00 and above earned 2.25% pa (58 days); 19 May to 22 June: balances \$0.00 to \$4,999.99 earned 2.50% balances \$5,000.00 and above earned 2.50% pa (35 days); 23 June to 30 June: balances \$0.00 to \$4,999.99 earned 2.75% balances \$5,000.00 and above earned 2.75% pa (8 days)

continued on next



Macquarie Cash Management Account

MACQUARIE BANK LIMITED
ABN 46 008 583 542 AFSL 237502

enquiries 1800 806 310
transact@macquarie.com
www.macquarie.com.au

GPO Box 2520
Sydney, NSW 2001



R&B MCDOUGALL SUPERANNUATION FUND
62
LAYCOCK STREET
PENSURST NSW 2222

1 Shelley Street
Sydney, NSW 2000

account balance **\$19,042.29**
as at 30 Dec 22

account name R&B MCDOUGALL SUPER PTY LTD ATF
R&B MCDOUGALL SUPERANNUATION FUND
account no. 968403154

transaction	description	debits	credits	balance
30.06.22	OPENING BALANCE			27,636.95
15.07.22	Direct debit PEACOCKEACCOUNT PEACOCKEA_M3an5dNG	234.68		27,402.27
22.07.22	Funds transfer PP TO RHONDDA MCDOUGALL	1,220.00		26,182.27
29.07.22	Interest MACQUARIE CMA INTEREST PAID*		8.39	26,190.66
15.08.22	Direct debit PEACOCKEACCOUNT PEACOCKEA_MFCnkkmt	234.68		25,955.98
23.08.22	Funds transfer PP TO RHONDDA MCDOUGALL	1,220.00		24,735.98
31.08.22	Interest MACQUARIE CMA INTEREST PAID*		17.24	24,753.22
15.09.22	Direct debit PEACOCKEACCOUNT PEACOCKEA_MQooyZxK	234.68		24,518.54
23.09.22	Funds transfer PP TO RHONDDA MCDOUGALL	1,220.00		23,298.54
30.09.22	Interest MACQUARIE CMA INTEREST PAID*		21.42	23,319.96
17.10.22	Direct debit PEACOCKEACCOUNT PEACOCKEA_Mc2YvRGi	234.68		23,085.28
21.10.22	Funds transfer PP TO RHONDDA MCDOUGALL	1,220.00		21,865.28

how to make a transaction

online
Log in to www.macquarie.com.au/personal

by phone
Call 133 275 to make a phone transaction

transfers from another bank account
Transfer funds from another bank to this account:
BSB 182 512
ACCOUNT NO. 968403154

deposits using BPay
From another bank



Bill code: 667022
Ref: 968 403 154

continued on next



Macquarie Cash Management Account

enquiries 1800 806 310

account name R&B MCDUGALL SUPER PTY LTD ATF
R&B MCDUGALL SUPERANNUATION FUND
account no. 968403154

transaction	description	debits	credits	balance
31.10.22	Interest	MACQUARIE CMA INTEREST PAID*	26.98	21,892.26
15.11.22	Direct debit	PEACOCKEACCOUNT PEACOCKEA_MneXwV6h	234.68	21,657.58
23.11.22	Funds transfer	PP TO RHONDDA MCDUGALL	1,220.00	20,437.58
30.11.22	Interest	MACQUARIE CMA INTEREST PAID*	28.61	20,466.19
15.12.22	Direct debit	PEACOCKEACCOUNT PEACOCKEA_MytJFRjf	234.68	20,231.51
23.12.22	Funds transfer	PP TO RHONDDA MCDUGALL	1,220.00	19,011.51
30.12.22	Interest	MACQUARIE CMA INTEREST PAID*	30.78	19,042.29
	CLOSING BALANCE AS AT 30 DEC 22	8,728.08	133.42	19,042.29

* Stepped interest rates for the period 1 July to 13 July: balances \$0.00 to \$4,999.99 earned 0.25% balances \$5,000.00 and above earned 0.25% pa (13 days); 14 July to 11 August: balances \$0.00 to \$4,999.99 earned 0.50% balances \$5,000.00 and above earned 0.50% pa (29 days); 12 August to 15 September: balances \$0.00 to \$4,999.99 earned 0.90% balances \$5,000.00 and above earned 0.90% pa (35 days); 16 September to 13 October: balances \$0.00 to \$4,999.99 earned 1.25% balances \$5,000.00 and above earned 1.25% pa (28 days); 14 October to 15 November: balances \$0.00 to \$4,999.99 earned 1.50% balances \$5,000.00 and above earned 1.50% pa (33 days); 16 November to 15 December: balances \$0.00 to \$4,999.99 earned 1.75% balances \$5,000.00 and above earned 1.75% pa (30 days); 16 December to 30 December: balances \$0.00 to \$4,999.99 earned 2.00% balances \$5,000.00 and above earned 2.00% pa (15 days)

continued on next

\$1,482,201.66

19 September 2023

R&B McDougall Superannuation Fund
62 Laycock Rd
PENSURST NSW 2222Netwealth Investments Ltd
ABN 85 090 569 109
AFSL 230975
PO Box 336
South Melbourne VIC 3205

Wealth Accelerator

Annual Statement - 30 June 2023

This document represents your annual statement for the financial year ended 30 June 2023. The information in this document reflects all information relating to your account that was available to Netwealth at the time this communication was produced. We encourage you to read this document carefully as it contains important information about your account.

Account Snapshot

Opening balance as at 01 July 2022	\$1,333,340.86
Deposits / Asset Transfers	\$0.00
Net Income (Income - Expenses)	\$31,678.12
Change in value of investments	\$117,182.68
Withdrawals	\$0.00
Taxes	\$0.00
Insurance Premiums	\$0.00
Miscellaneous	\$0.00
Closing Portfolio Value	\$1,482,201.66

Your Details

Client name

R&B McDougall Superannuation Fund

Client number

252455

Account number

WRAP060270

Your Adviser Details

Adviser Name

Lawrance Private Wealth

Phone number

(02) 6185 2710



Download the Netwealth mobile app

Interact and review your Netwealth super and investments on the go from your Apple or Android device.

You can view your portfolio, its performance, and more including:

- Monitor account balances for linked super and investment accounts
- Review investments and their performance
- View detailed investment listing, including holding information
- Access securely with a 4-digit PIN and/or Touch ID.

For more information



1800 888 223

contact@netwealth.com.aunetwealth.com.au

About your Annual Statement

Annual Statement Contents

This document contains:

- Investment Account Statement (not inclusive of off platform assets)
- Cash Account Transaction Summary
- Cash Account Transaction Listing
- Insurance Cover Summary (if applicable)
- Independent audit report prepared by Deloitte Touche Tohmatsu

This Annual Statement is in addition to your Wealth Accelerator Taxation Statement, which most investors will have already received.

Netwealth issues Wealth Accelerator Taxation Statements to investors on a progressive basis, as and when all income received during the financial year for all of their assets has been reconciled and finalised.

It is anticipated that all Wealth Accelerator Taxation Statements will be issued by 31 October 2023.

If you contribute to your account via the Regular Savings Plan or reinvest your net income, you may not have the latest Disclosure Documents relating to your investments. These documents are available online at www.netwealth.com.au or by contacting Netwealth on 1800 888 223.

Should you have any queries regarding this report, please contact Netwealth Investor Services team on 1800 888 223 or your financial adviser.

Investment Account Statement at 30 June 2023

Investment Name	Code	Units	Value
Cash Account			\$17,799.94
Alibaba Group Holding Ltd	BABA.NY	51.00	\$6,376.91
Alphabet Inc. Class A	GOOGL.ND	200.00	\$35,913.59
Amazon.com Inc	AMZN.ND	120.00	\$23,467.15
Amcor PLC CDI	AMC	1,089.00	\$16,182.54
American Express Company	AXP.NY	94.00	\$24,564.66
ANZ Convertible Perpetual Cap Notes 6 20/09/2030	AN3PI	252.00	\$25,469.64
ANZ Convertible Perpetual Cap Notes 8 20/09/2032	AN3PK	300.00	\$29,685.00
ANZ Group Holdings Limited	ANZ	801.00	\$18,991.71
Apple Inc	AAPL.ND	148.00	\$43,065.65
Aptiv PLC	APTV.NY	89.00	\$13,630.38
Berkshire Hathaway Class B	BRKB.NY	67.00	\$34,273.93
BHP Group Limited	BHP	594.00	\$26,724.06
Brambles Ltd	BXB	1,289.00	\$18,574.49
CBA PERLS XIV Capital Notes 17/06/2032	CBAPK	289.00	\$28,665.91
CBA PERLS XV Capital Notes 16/06/2031	CBAPL	296.00	\$29,745.04
Cochlear Ltd	COH	67.00	\$15,347.69
Coles Group Limited	COL	904.00	\$16,651.68
Commonwealth Bank of Australia	CBA	188.00	\$18,850.76
CSL Limited	CSL	125.00	\$34,672.50
Gilead Sciences Inc	GILD.ND	150.00	\$17,342.48
Home Depot Inc	HD.NY	32.00	\$14,912.21
IAG Capital Notes 2 15/03/2032	IAGPE	290.00	\$29,348.00
Johnson & Johnson	JNJ.NY	54.00	\$13,408.46
JPMorgan Chase & Co	JPM.NY	101.00	\$22,036.36
Lennox Australian Small Companies Fund	HOW3590AU	14,397.12	\$18,707.62
Macquarie Bank Capital Notes 2 21/12/2028	MBLPC	267.00	\$28,171.17
Macquarie Bank Capital Notes 3 08/09/2031	MBLPD	300.00	\$29,940.00
Macquarie Group Capital Notes 4 10/09/2029	MQGPD	277.00	\$29,071.15
Macquarie Group Capital Notes 6 12/09/2032	MQGPF	200.00	\$20,768.00
Macquarie Group Ltd	MQG	300.00	\$53,286.00
Magellan Financial Group Ltd	MFG	212.00	\$2,011.88
Magellan Financial Group Ltd Option Exp 16/04/2027	MFGO	26.00	\$5.20
Mastercard Inc	MA.NY	30.00	\$17,700.27
Merck & Co Inc	MRK.NY	99.00	\$17,137.13
Microsoft Corporation	MSFT.ND	92.00	\$46,999.22
NAB Capital Notes 3 19/06/2028	NABPF	271.00	\$28,169.91
Newcrest Mining Ltd	NCM	587.00	\$15,508.54

Investment Name	Code	Units	Value
NEXTDC Limited	NXT	924.00	\$11,623.92
Organon & Co	OGN.NY	9.00	\$280.96
Origin Energy Ltd	ORG	2,673.00	\$22,479.93
PayPal Holdings Inc	PYPL.ND	52.00	\$5,205.46
Pfizer Inc	PFE.NY	213.00	\$11,720.43
PIMCO Global Credit Fund - Wholesale Class	ETL0019AU	80,785.33	\$68,958.36
Ramsay Health Care Limited CARES	RHCPA	284.00	\$29,533.16
ResMed Inc CDI	RMD	569.00	\$18,668.89
Suncorp Group Limited Capital Notes 4 17/12/2030	SUNPI	750.00	\$74,940.00
Taiwan Semiconductor Manufacturing Company Ltd	TSM.NY	75.00	\$11,354.64
Tencent Music Entertainment Group ADR	TME.NY	737.00	\$8,159.41
Tesla Inc	TSLA.ND	63.00	\$24,739.74
Transurban Group	TCL	1,372.00	\$19,551.00
US Dollar	FXUSD	2,353.82	\$3,531.08
VanEck Australian Corporate Bond Plus ETF	PLUS	2,053.00	\$32,848.00
VanEck Australian Subordinated Debt ETF	SUBD	1,539.00	\$38,213.37
Vanguard Australian Property Securities Index ETF	VAP	1,199.00	\$92,682.70
Wesfarmers Limited	WES	195.00	\$9,621.30
Westpac Banking Corporation	WBC	735.00	\$15,684.90
Westpac Capital Notes 6 31/07/2026	WBCPI	277.00	\$28,303.58
Westpac Capital Notes 9 22/06/2031	WBCPL	200.00	\$20,408.00
Woodside Energy Group Ltd	WDS	918.00	\$31,615.92
Woolworths Group Limited	WOW	421.00	\$16,726.33

Total value of cash and investments **\$1,480,027.91**

Income Receivable as at 30 June 2023

Transurban Group	TCL	\$418.46
Vanguard Australian Property Securities Index ETF	VAP	\$994.02
VanEck Australian Corporate Bond Plus ETF	PLUS	\$92.38
VanEck Australian Subordinated Debt ETF	SUBD	\$169.29
PIMCO Global Credit Fund - Wholesale Class	ETL0019AU	\$249.96
Lennox Australian Small Companies Fund	HOW3590AU	\$249.65

**Total income
receivable** **\$2,173.76**

Total account value **\$1,482,201.66**

Cash Account Transaction Summary from 01 July 2022 to 30 June 2023

Opening Balance	\$46,875.33
Increases:	
Asset Sale	\$71,700.00
Cash Account Interest	\$533.15
Corporate Action	\$0.00
Distribution	\$48,334.42
Family Fee Rebate - Administration Fees	\$1,120.23
Decreases:	
Administration Fees	\$2,711.54
Asset Purchase	\$133,556.47
IPO Investment Fee	\$60.00
Ongoing Advice Fee	\$14,435.18
Closing Balance	\$17,799.94

Cash Account Transaction Listing from 01 July 2022 to 30 June 2023

Date	Transaction Description	Units	Amount	Balance
	Cash at start of period			\$46,875.33
01/07/2022	Distribution - ANZ Group Holdings Limited		\$540.72	\$47,416.05
04/07/2022	Distribution - Macquarie Group Ltd		\$1,050.00	\$48,466.05
05/07/2022	Distribution - Peet Bonds - Series 2 Tranche 1 05/10/2022		\$159.66	\$48,625.71
08/07/2022	Asset Purchase - US Dollar	47.82	-\$69.74	\$48,555.97
08/07/2022	Distribution - Merck & Co Inc		\$69.74	\$48,625.71
11/07/2022	Distribution - PIMCO Global Credit Fund - Wholesale Class		\$234.88	\$48,860.59
12/07/2022	Asset Purchase - Macquarie Group Ltd - Placement	200.00	-\$20,000.00	\$28,860.59
13/07/2022	Asset Purchase - WBC Securities - Broker Allocation	200.00	-\$20,000.00	\$8,860.59
14/07/2022	Asset Purchase - US Dollar	27.35	-\$40.53	\$8,820.06
14/07/2022	IPO Investment Fee - Macquarie Group Ltd - Placement		-\$20.00	\$8,800.06
14/07/2022	Distribution - Taiwan Semiconductor Manufacturing Company Ltd		\$40.53	\$8,840.59
15/07/2022	Capital Reconstruction - Alphabet Inc. Class A	190.00	\$0.00	\$8,840.59
15/07/2022	Distribution - Lennox Australian Small Companies Fund		\$819.62	\$9,660.21
15/07/2022	Corporate Action - Macquarie Group Capital Notes 6 12/09/2032	200.00	-\$20,000.00	-\$10,339.79
15/07/2022	Corporate Action - Macquarie Group Ltd - Placement	-200.00	\$20,000.00	\$9,660.21
18/07/2022	Distribution - Vanguard Australian Property Securities Index ETF		\$1,561.94	\$11,222.15
19/07/2022	IPO Investment Fee - WBC Securities - Broker Allocation		-\$20.00	\$11,202.15
20/07/2022	Rights Issue Offer - Australia and New Zealand Banking Grp Ltd - Rights	50.00	\$0.00	\$11,202.15
20/07/2022	Corporate Action - Westpac Capital Notes 9 22/06/2031	200.00	-\$20,000.00	-\$8,797.85
20/07/2022	Corporate Action - WBC Securities - Broker Allocation	-200.00	\$20,000.00	\$11,202.15
25/07/2022	Distribution - VanEck Australian Corporate Bond Plus ETF		\$246.36	\$11,448.51
25/07/2022	Distribution - VanEck Australian Subordinated Debt ETF		\$84.64	\$11,533.15
31/07/2022	Administration Fees		-\$227.01	\$11,306.14
31/07/2022	Ongoing Advice Fee		-\$1,187.54	\$10,118.60
31/07/2022	Family Fee Rebate - Administration Fees		\$93.80	\$10,212.40
31/07/2022	Cash Account Interest - Cash Account		\$15.72	\$10,228.12
01/08/2022	Asset Purchase - US Dollar	70.70	-\$102.17	\$10,125.95
01/08/2022	Distribution - JPMorgan Chase & Co		\$102.17	\$10,228.12
09/08/2022	Asset Purchase - US Dollar	10.29	-\$14.54	\$10,213.58
09/08/2022	Distribution - Mastercard Inc		\$11.37	\$10,224.95
09/08/2022	Distribution - Mastercard Inc		\$3.16	\$10,228.11
10/08/2022	Asset Sale - Australia and New Zealand Banking Grp Ltd - Rights	-50.00	\$0.00	\$10,228.11
10/08/2022	Distribution - American Express Company		\$24.38	\$10,252.49
10/08/2022	Distribution - American Express Company		\$23.63	\$10,276.12

Date	Transaction Description	Units	Amount	Balance
10/08/2022	Asset Purchase - US Dollar	34.22	-\$48.01	\$10,228.11
11/08/2022	Distribution - Apple Inc		\$16.49	\$10,244.60
11/08/2022	Distribution - Apple Inc		\$17.13	\$10,261.73
11/08/2022	Asset Purchase - US Dollar	23.83	-\$33.62	\$10,228.11
16/08/2022	Distribution - VanEck Australian Subordinated Debt ETF		\$92.34	\$10,320.45
23/08/2022	Distribution - Transurban Group		\$329.28	\$10,649.73
23/08/2022	Distribution - Transurban Group		\$27.44	\$10,677.17
24/08/2022	Asset Purchase - ANZ Group Holdings Limited	50.00	-\$945.00	\$9,732.17
24/08/2022	Capital Reconstruction - Tesla Inc	42.00	\$0.00	\$9,732.17
31/08/2022	Administration Fees		-\$230.61	\$9,501.56
31/08/2022	Ongoing Advice Fee		-\$1,221.92	\$8,279.64
31/08/2022	Family Fee Rebate - Administration Fees		\$95.03	\$8,374.67
31/08/2022	Cash Account Interest - Cash Account		\$9.98	\$8,384.65
06/09/2022	Asset Purchase - US Dollar	59.64	-\$88.55	\$8,296.10
06/09/2022	Asset Purchase - US Dollar	42.71	-\$63.42	\$8,232.68
06/09/2022	Distribution - Johnson & Johnson		\$63.42	\$8,296.10
06/09/2022	Distribution - Magellan Financial Group Ltd		\$146.07	\$8,442.17
06/09/2022	Distribution - Pfizer Inc		\$88.55	\$8,530.72
07/09/2022	Distribution - Macquarie Bank Capital Notes 3 08/09/2031		\$266.94	\$8,797.66
08/09/2022	Asset Purchase - US Dollar	39.93	-\$58.40	\$8,739.26
08/09/2022	Distribution - Microsoft Corporation		\$58.40	\$8,797.66
12/09/2022	Distribution - Macquarie Group Capital Notes 4 10/09/2029		\$344.45	\$9,142.11
12/09/2022	Distribution - Macquarie Group Capital Notes 6 12/09/2032		\$161.44	\$9,303.55
15/09/2022	Distribution - CBA PERLS VII Capital Notes 15/12/2024		\$235.29	\$9,538.84
15/09/2022	Distribution - CBA PERLS XIV Capital Notes 17/06/2032		\$227.19	\$9,766.03
15/09/2022	Asset Purchase - US Dollar	1.76	-\$2.63	\$9,763.40
15/09/2022	Asset Purchase - US Dollar	42.56	-\$63.44	\$9,699.96
15/09/2022	Distribution - Home Depot Inc		\$63.44	\$9,763.40
15/09/2022	Distribution - IAG Capital Notes 16/06/2025		\$360.16	\$10,123.56
15/09/2022	Distribution - Organon & Co		\$2.63	\$10,126.19
16/09/2022	Distribution - VanEck Australian Subordinated Debt ETF		\$92.34	\$10,218.53
19/09/2022	Distribution - NAB Capital Notes 3 19/06/2028		\$283.31	\$10,501.84
19/09/2022	Distribution - Suncorp Group Limited Capital Notes 4 17/12/2030		\$635.32	\$11,137.16
19/09/2022	Distribution - Westpac Capital Notes 6 31/07/2026		\$270.57	\$11,407.73
20/09/2022	Distribution - ANZ Convertible Perpetual Cap Notes 6 20/09/2030		\$215.03	\$11,622.76
21/09/2022	Distribution - Macquarie Bank Capital Notes 2 21/12/2028		\$378.37	\$12,001.13
22/09/2022	Distribution - BHP Group Limited		\$1,515.79	\$13,516.92

Date	Transaction Description	Units	Amount	Balance
22/09/2022	Distribution - ResMed Inc CDI		\$25.34	\$13,542.26
23/09/2022	Distribution - Westpac Capital Notes 9 22/06/2031		\$137.88	\$13,680.14
27/09/2022	Distribution - Woolworths Group Limited		\$223.13	\$13,903.27
28/09/2022	Distribution - Amcor PLC CDI		\$187.96	\$14,091.23
28/09/2022	Distribution - Coles Group Limited		\$271.20	\$14,362.43
29/09/2022	Distribution - Commonwealth Bank of Australia		\$394.80	\$14,757.23
29/09/2022	Asset Purchase - US Dollar	76.65	-\$117.95	\$14,639.28
29/09/2022	Distribution - Gilead Sciences Inc		\$117.95	\$14,757.23
29/09/2022	Distribution - Newcrest Mining Ltd		\$171.18	\$14,928.41
30/09/2022	Administration Fees		-\$220.20	\$14,708.21
30/09/2022	Ongoing Advice Fee		-\$1,152.05	\$13,556.16
30/09/2022	Family Fee Rebate - Administration Fees		\$90.97	\$13,647.13
30/09/2022	Cash Account Interest - Cash Account		\$14.11	\$13,661.24
30/09/2022	Distribution - Origin Energy Ltd		\$441.05	\$14,102.29
05/10/2022	Distribution - CSL Limited		\$219.79	\$14,322.08
05/10/2022	Distribution - PIMCO Global Credit Fund - Wholesale Class		\$223.97	\$14,546.05
05/10/2022	Corporate Action - Peet Bonds - Series 2 Tranche 1 05/10/2022	-131.00	\$13,100.00	\$27,646.05
05/10/2022	Distribution - Peet Bonds - Series 2 Tranche 1 05/10/2022		\$215.09	\$27,861.14
06/10/2022	Distribution - Woodside Energy Group Ltd		\$1,468.37	\$29,329.51
06/10/2022	Distribution - Wesfarmers Limited		\$195.00	\$29,524.51
07/10/2022	Asset Purchase - US Dollar	47.82	-\$75.09	\$29,449.42
07/10/2022	Distribution - Merck & Co Inc		\$75.09	\$29,524.51
13/10/2022	Distribution - Brambles Ltd		\$222.35	\$29,746.86
13/10/2022	Asset Purchase - US Dollar	25.77	-\$40.91	\$29,705.95
13/10/2022	Distribution - Taiwan Semiconductor Manufacturing Company Ltd		\$40.91	\$29,746.86
17/10/2022	Distribution - Cochlear Ltd		\$97.15	\$29,844.01
18/10/2022	Distribution - VanEck Australian Corporate Bond Plus ETF		\$246.36	\$30,090.37
18/10/2022	Distribution - VanEck Australian Subordinated Debt ETF		\$100.04	\$30,190.41
18/10/2022	Distribution - Vanguard Australian Property Securities Index ETF		\$693.07	\$30,883.48
20/10/2022	Distribution - Ramsay Health Care Limited CARES		\$583.70	\$31,467.18
31/10/2022	Administration Fees		-\$227.23	\$31,239.95
31/10/2022	Ongoing Advice Fee		-\$1,184.57	\$30,055.38
31/10/2022	Family Fee Rebate - Administration Fees		\$93.81	\$30,149.19
31/10/2022	Cash Account Interest - Cash Account		\$45.41	\$30,194.60
31/10/2022	Asset Purchase - US Dollar	70.70	-\$110.96	\$30,083.64
31/10/2022	Distribution - JPMorgan Chase & Co		\$110.96	\$30,194.60
09/11/2022	Asset Purchase - US Dollar	10.29	-\$15.57	\$30,179.03

Date	Transaction Description	Units	Amount	Balance
09/11/2022	Distribution - Mastercard Inc		\$15.57	\$30,194.60
10/11/2022	Distribution - Apple Inc		\$35.60	\$30,230.20
10/11/2022	Distribution - American Express Company		\$51.12	\$30,281.32
10/11/2022	Asset Purchase - US Dollar	58.05	-\$86.72	\$30,194.60
15/11/2022	Distribution - CBA PERLS VII Capital Notes 15/12/2024		\$192.31	\$30,386.91
15/11/2022	Corporate Action - CBA PERLS VII Capital Notes 15/12/2024	-296.00	\$29,600.00	\$59,986.91
15/11/2022	Corporate Action - CBA PERLS XV Capital Notes 16/06/2031	296.00	-\$29,600.00	\$30,386.91
16/11/2022	Distribution - VanEck Australian Corporate Bond Plus ETF		\$92.39	\$30,479.30
16/11/2022	Distribution - VanEck Australian Subordinated Debt ETF		\$107.73	\$30,587.03
30/11/2022	Administration Fees		-\$221.17	\$30,365.86
30/11/2022	Ongoing Advice Fee		-\$1,172.59	\$29,193.27
30/11/2022	Family Fee Rebate - Administration Fees		\$91.64	\$29,284.91
30/11/2022	Cash Account Interest - Cash Account		\$54.15	\$29,339.06
05/12/2022	Asset Purchase - US Dollar	59.64	-\$89.07	\$29,249.99
05/12/2022	Distribution - Pfizer Inc		\$89.07	\$29,339.06
06/12/2022	Asset Purchase - US Dollar	42.71	-\$63.54	\$29,275.52
06/12/2022	Distribution - Johnson & Johnson		\$63.54	\$29,339.06
07/12/2022	Distribution - Macquarie Bank Capital Notes 3 08/09/2031		\$350.25	\$29,689.31
08/12/2022	Asset Purchase - US Dollar	43.79	-\$64.66	\$29,624.65
08/12/2022	Distribution - Microsoft Corporation		\$64.66	\$29,689.31
12/12/2022	Distribution - Macquarie Group Capital Notes 4 10/09/2029		\$402.23	\$30,091.54
12/12/2022	Distribution - Macquarie Group Capital Notes 6 12/09/2032		\$271.25	\$30,362.79
13/12/2022	Distribution - Amcor PLC CDI		\$211.71	\$30,574.50
13/12/2022	Distribution - Macquarie Group Ltd		\$900.00	\$31,474.50
15/12/2022	Distribution - ANZ Group Holdings Limited		\$592.74	\$32,067.24
15/12/2022	Distribution - CBA PERLS XIV Capital Notes 17/06/2032		\$277.58	\$32,344.82
15/12/2022	Asset Purchase - US Dollar	1.76	-\$2.64	\$32,342.18
15/12/2022	Asset Purchase - US Dollar	42.56	-\$63.32	\$32,278.86
15/12/2022	Distribution - Home Depot Inc		\$63.32	\$32,342.18
15/12/2022	Distribution - IAG Capital Notes 16/06/2025		\$414.56	\$32,756.74
15/12/2022	Distribution - Organon & Co		\$2.64	\$32,759.38
15/12/2022	Distribution - ResMed Inc CDI		\$26.48	\$32,785.86
16/12/2022	Distribution - VanEck Australian Corporate Bond Plus ETF		\$92.39	\$32,878.25
16/12/2022	Distribution - VanEck Australian Subordinated Debt ETF		\$130.81	\$33,009.06
19/12/2022	Distribution - NAB Capital Notes 3 19/06/2028		\$323.54	\$33,332.60
19/12/2022	Distribution - Suncorp Group Limited Capital Notes 4 17/12/2030		\$751.43	\$34,084.03
19/12/2022	Distribution - Westpac Capital Notes 6 31/07/2026		\$316.20	\$34,400.23

Date	Transaction Description	Units	Amount	Balance
20/12/2022	Corporate Action - ANZ Convertible Perpetual Cap Notes 6 20/09/2030	252.00	-\$26,094.60	\$8,305.63
20/12/2022	Distribution - ANZ Convertible Perpetual Cap Notes 6 20/09/2030		\$258.30	\$8,563.93
20/12/2022	Corporate Action - ANZ Convertible Perpetual Cap Notes 6 20/09/2030	-252.00	\$26,094.60	\$34,658.53
20/12/2022	Distribution - Westpac Banking Corporation		\$470.40	\$35,128.93
21/12/2022	Distribution - Macquarie Bank Capital Notes 2 21/12/2028		\$430.79	\$35,559.72
22/12/2022	Corporate Action - IAG Capital Notes 16/06/2025	-290.00	\$29,000.00	\$64,559.72
22/12/2022	Distribution - IAG Capital Notes 16/06/2025		\$33.65	\$64,593.37
22/12/2022	Corporate Action - IAG Capital Notes 2 15/03/2032	290.00	-\$29,000.00	\$35,593.37
22/12/2022	Distribution - Westpac Capital Notes 9 22/06/2031		\$220.08	\$35,813.45
29/12/2022	Asset Purchase - US Dollar	76.65	-\$113.08	\$35,700.37
29/12/2022	Distribution - Gilead Sciences Inc		\$113.08	\$35,813.45
31/12/2022	Administration Fees		-\$228.12	\$35,585.33
31/12/2022	Ongoing Advice Fee		-\$1,216.46	\$34,368.87
31/12/2022	Family Fee Rebate - Administration Fees		\$94.98	\$34,463.85
31/12/2022	Cash Account Interest - Cash Account		\$65.39	\$34,529.24
05/01/2023	Distribution - PIMCO Global Credit Fund - Wholesale Class		\$226.59	\$34,755.83
09/01/2023	Asset Purchase - US Dollar	50.59	-\$73.20	\$34,682.63
09/01/2023	Distribution - Merck & Co Inc		\$73.20	\$34,755.83
10/01/2023	Distribution - Lennox Australian Small Companies Fund		\$221.03	\$34,976.86
12/01/2023	Asset Purchase - US Dollar	26.50	-\$38.01	\$34,938.85
12/01/2023	Distribution - Taiwan Semiconductor Manufacturing Company Ltd		\$38.01	\$34,976.86
18/01/2023	Distribution - Vanguard Australian Property Securities Index ETF		\$1,104.30	\$36,081.16
23/01/2023	Distribution - VanEck Australian Corporate Bond Plus ETF		\$92.39	\$36,173.55
23/01/2023	Distribution - VanEck Australian Subordinated Debt ETF		\$146.20	\$36,319.75
31/01/2023	Administration Fees		-\$227.51	\$36,092.24
31/01/2023	Ongoing Advice Fee		-\$1,220.92	\$34,871.32
31/01/2023	Family Fee Rebate - Administration Fees		\$95.21	\$34,966.53
31/01/2023	Cash Account Interest - Cash Account		\$73.45	\$35,039.98
31/01/2023	Asset Purchase - US Dollar	70.70	-\$98.92	\$34,941.06
31/01/2023	Distribution - JPMorgan Chase & Co		\$98.92	\$35,039.98
09/02/2023	Asset Purchase - US Dollar	11.97	-\$17.32	\$35,022.66
09/02/2023	Distribution - Mastercard Inc		\$17.32	\$35,039.98
10/02/2023	Distribution - American Express Company		\$49.15	\$35,089.13
10/02/2023	Asset Purchase - US Dollar	34.22	-\$49.15	\$35,039.98
13/02/2023	Distribution - Transurban Group		\$363.58	\$35,403.56
16/02/2023	Distribution - Apple Inc		\$34.55	\$35,438.11

Date	Transaction Description	Units	Amount	Balance
16/02/2023	Asset Purchase - US Dollar	23.83	-\$34.55	\$35,403.56
16/02/2023	Distribution - VanEck Australian Corporate Bond Plus ETF		\$92.38	\$35,495.94
16/02/2023	Distribution - VanEck Australian Subordinated Debt ETF		\$146.21	\$35,642.15
28/02/2023	Administration Fees		-\$208.81	\$35,433.34
28/02/2023	Ongoing Advice Fee		-\$1,127.56	\$34,305.78
28/02/2023	Family Fee Rebate - Administration Fees		\$86.81	\$34,392.59
28/02/2023	Cash Account Interest - Cash Account		\$71.25	\$34,463.84
03/03/2023	Asset Purchase - US Dollar	61.13	-\$90.33	\$34,373.51
03/03/2023	Distribution - Pfizer Inc		\$90.33	\$34,463.84
07/03/2023	Asset Purchase - US Dollar	42.71	-\$64.79	\$34,399.05
07/03/2023	Distribution - Johnson & Johnson		\$64.79	\$34,463.84
07/03/2023	Distribution - Macquarie Bank Capital Notes 3 08/09/2031		\$380.04	\$34,843.88
08/03/2023	Distribution - Magellan Financial Group Ltd		\$99.43	\$34,943.31
09/03/2023	Asset Purchase - US Dollar	43.79	-\$65.64	\$34,877.67
09/03/2023	Distribution - Microsoft Corporation		\$65.64	\$34,943.31
10/03/2023	Distribution - Macquarie Group Capital Notes 4 10/09/2029		\$415.72	\$35,359.03
13/03/2023	Asset Purchase - ANZ Convertible Cap Notes 8 20/09/2032 - Placement	300.00	-\$30,000.00	\$5,359.03
13/03/2023	Distribution - Macquarie Group Capital Notes 6 12/09/2032		\$291.24	\$5,650.27
15/03/2023	Distribution - CBA PERLS XIV Capital Notes 17/06/2032		\$295.15	\$5,945.42
15/03/2023	Distribution - CBA PERLS XV Capital Notes 16/06/2031		\$401.79	\$6,347.21
15/03/2023	Distribution - IAG Capital Notes 2 15/03/2032		\$392.09	\$6,739.30
16/03/2023	Asset Purchase - US Dollar	1.76	-\$2.65	\$6,736.65
16/03/2023	Distribution - Organon & Co		\$2.65	\$6,739.30
16/03/2023	Distribution - VanEck Australian Corporate Bond Plus ETF		\$92.38	\$6,831.68
16/03/2023	Distribution - ResMed Inc CDI		\$25.26	\$6,856.94
16/03/2023	Distribution - VanEck Australian Subordinated Debt ETF		\$153.90	\$7,010.84
17/03/2023	Distribution - NAB Capital Notes 3 19/06/2028		\$329.37	\$7,340.21
17/03/2023	Distribution - Suncorp Group Limited Capital Notes 4 17/12/2030		\$772.28	\$8,112.49
20/03/2023	Distribution - ANZ Convertible Perpetual Cap Notes 6 20/09/2030		\$269.99	\$8,382.48
20/03/2023	Distribution - Westpac Capital Notes 6 31/07/2026		\$329.96	\$8,712.44
21/03/2023	Distribution - Amcor PLC CDI		\$188.40	\$8,900.84
21/03/2023	Distribution - Macquarie Bank Capital Notes 2 21/12/2028		\$444.67	\$9,345.51
22/03/2023	Distribution - Westpac Capital Notes 9 22/06/2031		\$228.58	\$9,574.09
23/03/2023	IPO Investment Fee - ANZ Convertible Cap Notes 8 20/09/2032 - Placement		-\$20.00	\$9,554.09
23/03/2023	Asset Purchase - US Dollar	46.82	-\$70.37	\$9,483.72
23/03/2023	Distribution - Home Depot Inc		\$70.37	\$9,554.09

Date	Transaction Description	Units	Amount	Balance
24/03/2023	Corporate Action - ANZ Convertible Perpetual Cap Notes 8 20/09/2032	300.00	-\$30,000.00	-\$20,445.91
24/03/2023	Corporate Action - ANZ Convertible Cap Notes 8 20/09/2032 - Placement	-300.00	\$30,000.00	\$9,554.09
24/03/2023	Distribution - Origin Energy Ltd		\$441.05	\$9,995.14
28/03/2023	Distribution - Wesfarmers Limited		\$171.60	\$10,166.74
30/03/2023	Distribution - BHP Group Limited		\$810.00	\$10,976.74
30/03/2023	Distribution - Commonwealth Bank of Australia		\$394.80	\$11,371.54
30/03/2023	Distribution - Coles Group Limited		\$325.44	\$11,696.98
30/03/2023	Asset Purchase - US Dollar	78.75	-\$117.41	\$11,579.57
30/03/2023	Distribution - Gilead Sciences Inc		\$117.41	\$11,696.98
30/03/2023	Distribution - Newcrest Mining Ltd		\$306.14	\$12,003.12
31/03/2023	Administration Fees		-\$230.59	\$11,772.53
31/03/2023	Ongoing Advice Fee		-\$1,233.18	\$10,539.35
31/03/2023	Family Fee Rebate - Administration Fees		\$95.55	\$10,634.90
31/03/2023	Cash Account Interest - Cash Account		\$69.50	\$10,704.40
05/04/2023	Distribution - CSL Limited		\$202.68	\$10,907.08
05/04/2023	Distribution - PIMCO Global Credit Fund - Wholesale Class		\$230.27	\$11,137.35
05/04/2023	Distribution - Woodside Energy Group Ltd		\$1,977.74	\$13,115.09
10/04/2023	Asset Purchase - US Dollar	50.59	-\$76.23	\$13,038.86
10/04/2023	Distribution - Merck & Co Inc		\$76.23	\$13,115.09
13/04/2023	Distribution - Brambles Ltd		\$227.77	\$13,342.86
13/04/2023	Asset Purchase - US Dollar	26.73	-\$39.42	\$13,303.44
13/04/2023	Distribution - Taiwan Semiconductor Manufacturing Company Ltd		\$39.42	\$13,342.86
13/04/2023	Distribution - Woolworths Group Limited		\$193.66	\$13,536.52
14/04/2023	Distribution - Cochlear Ltd		\$103.85	\$13,640.37
20/04/2023	Distribution - VanEck Australian Corporate Bond Plus ETF		\$92.38	\$13,732.75
20/04/2023	Distribution - Ramsay Health Care Limited CARES		\$833.17	\$14,565.92
20/04/2023	Distribution - VanEck Australian Subordinated Debt ETF		\$153.90	\$14,719.82
20/04/2023	Distribution - Vanguard Australian Property Securities Index ETF		\$962.25	\$15,682.07
30/04/2023	Administration Fees		-\$225.97	\$15,456.10
30/04/2023	Ongoing Advice Fee		-\$1,220.08	\$14,236.02
30/04/2023	Family Fee Rebate - Administration Fees		\$93.38	\$14,329.40
30/04/2023	Cash Account Interest - Cash Account		\$33.48	\$14,362.88
01/05/2023	Asset Purchase - US Dollar	70.70	-\$105.95	\$14,256.93
01/05/2023	Distribution - JPMorgan Chase & Co		\$105.95	\$14,362.88
09/05/2023	Asset Purchase - US Dollar	11.97	-\$17.65	\$14,345.23
09/05/2023	Distribution - Mastercard Inc		\$17.65	\$14,362.88

Date	Transaction Description	Units	Amount	Balance
10/05/2023	Distribution - American Express Company		\$58.95	\$14,421.83
10/05/2023	Asset Purchase - US Dollar	39.48	-\$58.95	\$14,362.88
16/05/2023	Distribution - VanEck Australian Corporate Bond Plus ETF		\$92.39	\$14,455.27
16/05/2023	Distribution - VanEck Australian Subordinated Debt ETF		\$153.90	\$14,609.17
18/05/2023	Distribution - Apple Inc		\$374.3	\$14,646.60
18/05/2023	Asset Purchase - US Dollar	24.86	-\$374.3	\$14,609.17
31/05/2023	Administration Fees		-\$234.67	\$14,374.50
31/05/2023	Ongoing Advice Fee		-\$1,266.30	\$13,108.20
31/05/2023	Family Fee Rebate - Administration Fees		\$96.11	\$13,204.31
31/05/2023	Cash Account Interest - Cash Account		\$38.60	\$13,242.91
06/06/2023	Asset Purchase - US Dollar	44.98	-\$674.3	\$13,175.48
06/06/2023	Distribution - Johnson & Johnson		\$674.3	\$13,242.91
07/06/2023	Distribution - Macquarie Bank Capital Notes 3 08/09/2031		\$421.68	\$13,664.59
07/06/2023	Asset Purchase - NEXTDC Limited	103.00	-\$1,112.40	\$12,552.19
08/06/2023	Asset Purchase - US Dollar	43.79	-\$64.90	\$12,487.29
08/06/2023	Distribution - Microsoft Corporation		\$64.90	\$12,552.19
09/06/2023	Asset Purchase - US Dollar	61.13	-\$90.33	\$12,461.86
09/06/2023	Distribution - Pfizer Inc		\$90.33	\$12,552.19
13/06/2023	Distribution - Macquarie Group Capital Notes 4 10/09/2029		\$479.44	\$13,031.63
13/06/2023	Distribution - Macquarie Group Capital Notes 6 12/09/2032		\$316.07	\$13,347.70
15/06/2023	Distribution - CBA PERLS XIV Capital Notes 17/06/2032		\$326.78	\$13,674.48
15/06/2023	Distribution - CBA PERLS XV Capital Notes 16/06/2031		\$339.90	\$14,014.38
15/06/2023	Asset Purchase - US Dollar	46.82	-\$68.26	\$13,946.12
15/06/2023	Asset Purchase - US Dollar	1.76	-\$2.56	\$13,943.56
15/06/2023	Distribution - Home Depot Inc		\$68.26	\$14,011.82
15/06/2023	Distribution - IAG Capital Notes 2 15/03/2032		\$463.62	\$14,475.44
15/06/2023	Distribution - Organon & Co		\$2.56	\$14,478.00
15/06/2023	Distribution - ResMed Inc CDI		\$26.15	\$14,504.15
19/06/2023	Distribution - NAB Capital Notes 3 19/06/2028		\$375.47	\$14,879.62
19/06/2023	Distribution - VanEck Australian Corporate Bond Plus ETF		\$92.38	\$14,972.00
19/06/2023	Distribution - VanEck Australian Subordinated Debt ETF		\$161.60	\$15,133.60
19/06/2023	Distribution - Suncorp Group Limited Capital Notes 4 17/12/2030		\$890.40	\$16,024.00
19/06/2023	Distribution - Westpac Capital Notes 6 31/07/2026		\$361.10	\$16,385.10
20/06/2023	Distribution - Amcor PLC CDI		\$200.70	\$16,585.80
20/06/2023	Distribution - ANZ Convertible Perpetual Cap Notes 6 20/09/2030		\$297.39	\$16,883.19
20/06/2023	Distribution - ANZ Convertible Perpetual Cap Notes 8 20/09/2032		\$326.58	\$17,209.77
21/06/2023	Distribution - Macquarie Bank Capital Notes 2 21/12/2028		\$481.07	\$17,690.84

Date	Transaction Description	Units	Amount	Balance
22/06/2023	Distribution - Westpac Capital Notes 9 22/06/2031		\$250.40	\$17,941.24
27/06/2023	Distribution - Westpac Banking Corporation		\$514.50	\$18,455.74
29/06/2023	Asset Purchase - US Dollar	78.75	-\$119.06	\$18,336.68
29/06/2023	Distribution - Gilead Sciences Inc		\$119.06	\$18,455.74
29/06/2023	Distribution - Lennox Australian Small Companies Fund		\$670.81	\$19,126.55
30/06/2023	Administration Fees		-\$229.65	\$18,896.90
30/06/2023	Ongoing Advice Fee		-\$1,232.01	\$17,664.89
30/06/2023	Family Fee Rebate - Administration Fees		\$92.94	\$17,757.83
30/06/2023	Cash Account Interest - Cash Account		\$42.11	\$17,799.94
	Cash at end of period			\$17,799.94

Disclaimer

Whilst reasonable care has been taken in preparation of this statement using sources believed to be reliable and accurate, to the maximum extent permitted by law, Netwealth Investments Limited and its related parties, employees and directors are not responsible for, and will not accept liability in connection with, any loss or damage suffered by any person arising from reliance on this information. Where this report contains any taxation related information, that information is based on present taxation laws which are subject to change. Netwealth is not a registered tax (financial) adviser under the Tax Agent Services Act 2009 and if you intend to rely on the information to satisfy liabilities or obligations or claim entitlements that arise, or could arise, under a taxation law, you should request advice from a registered tax agent or a registered tax (financial) adviser.

Unit Pricing

Netwealth Global Specialist Series Funds:

The prices displayed are the ex-distribution* prices as at the end of the reporting period as calculated by Netwealth.

Managed Funds:

The prices displayed have been sourced from Morningstar Research Pty Ltd (ABN 83 062 096 342) or directly from fund managers. The prices displayed are the latest unit prices available as at the end of the reporting period. Where a managed fund has distributed income, the prices displayed are ex-distribution.

ASX Listed Securities:

The prices displayed are the closing prices from the last trading day as at the end of the reporting period.

International Securities:

The prices displayed are the Australian dollar value of the closing prices from the last day of trading as at the end of the reporting period. The prices have been sourced from Refinitiv.

Please Note

Please consult your financial adviser if you require further clarification. This report should not be used for tax purposes.

* Where managed funds paid distributions to investors for the period ending 30 June 2023, the ex-distribution prices have been used to value those managed funds in your Investment Account Statement. The ex-distribution prices reflect the value of your managed fund holdings excluding the amount of distributions you received. Your entitlement to any distribution amounts for the period ending 30 June 2023 are displayed as 'income receivable' in your Investment Account Statement.

Independent Reasonable Assurance Report to the Board of Directors of Netwealth Investments Limited

We have undertaken a reasonable assurance engagement relating to the internal controls and other relevant accounting procedures of Netwealth Investments Limited (“the Operator” and “the Custodian”), including those over any other relevant person acting on behalf of the Operator, relating to the preparation of annual investor statements given to the clients of Netwealth Wrap Service (the “Service”) for the year ended 30 June 2023. These internal controls and accounting procedures are hereafter referred to as the “internal controls”.

The Directors’ Responsibility for the Internal Controls

The directors of the Operator are responsible for establishing and maintaining an effective internal control structure including the internal controls in relation to the preparation of the annual investor statements of the clients, which comprise, for each client, a statement of the quantity and value of assets and liabilities held through the Service as at 30 June 2023 and the corresponding revenue and expenses of the client for the year ended on that date to ensure that it operates in accordance with the Australian Securities & Investments Commission Class Order 13/763 “Investor directed portfolio services” (as amended) (the “Class Order”).

Assurance Practitioner’s Independence and Quality Control

We have complied with the independence and other relevant ethical requirements relating to assurance engagements, which are founded on fundamental principles of integrity, objectivity, professional competence and due care, confidentiality and professional behaviour.

The firm applies Auditing Standard ASQC 1 *Quality Control for Firms that Perform Audits and Reviews of Financial Reports and Other Financial Information, Other Assurance Engagements and Related Services Engagements*, and accordingly maintains a comprehensive system of quality control including documented policies and procedures regarding compliance with ethical requirements, professional standards and applicable legal and regulatory requirements.

Assurance Practitioner’s Responsibility

Our responsibility is to express a reasonable assurance conclusion on the internal controls based on the procedures we have performed and the evidence we have obtained. We conducted our reasonable assurance engagement in accordance with Australian Standard on Assurance Engagements ASAE 3000 *Assurance Engagements Other than Audits or Reviews of Historical Financial Information*, issued by the Australian Auditing and Assurance Standards Board in order to express a conclusion whether, in all material respects:

- the Operator maintained internal controls, including those of any other relevant person acting on behalf of the Operator, in relation to the preparation of annual investor statements that were suitably designed and operated effectively to ensure that the annual investor statements for the year ended 30 June 2023 are or have been given to clients without material misstatements; and
- the aggregates of assets (other than assets held by a client), liabilities, revenue and expenses shown in the clients’ annual investor statements for the year ended 30 June 2023 have been properly reconciled by the Operator to the corresponding amounts shown in custody reports which have been independently audited as at 30 June 2023.

That standard requires that we plan and perform this engagement to obtain reasonable assurance about whether, in all material respects, the internal controls are suitably designed and operated effectively throughout the period.

A reasonable assurance engagement in accordance with ASAE 3000 involves performing procedures to obtain evidence about the internal controls. The nature, timing and extent of procedures selected depend on the assurance practitioner's professional judgement, including the assessment of the risks that the internal controls are not suitably designed or did not operate effectively throughout the period. Our procedures included such tests and procedures as we considered necessary in the circumstances to obtain evidence about the design and operation of internal controls as they relate to the preparation of the annual investor statements. These procedures also included testing that the aggregates of assets (other than assets held by a client), liabilities, revenue and expenses shown collectively in the annual investor statements were properly reconciled.

We believe that the evidence we have obtained is sufficient and appropriate to provide a basis for our conclusion.

Inherent limitations

Because of the inherent limitations in any internal control structure, it is possible that fraud, error or non-compliance may occur and not be detected. A reasonable assurance engagement is not designed to detect all weaknesses in control procedures as it is not performed continuously throughout the period and the tests performed are on a sample basis. Any projection of the evaluation of control procedures to future periods is subject to the risk that the procedures may become inadequate because of changes in conditions, or that the degree of compliance with them may deteriorate.

Conclusion

In our opinion, in all material respects:

- the Operator maintained internal controls, including those of any other relevant person acting on behalf of the Operator, in relation to the preparation of annual investor statements, that were suitably designed and operated effectively to ensure that the annual investor statements for the year ended 30 June 2023 are or have been given to clients of the Service without material misstatements; and
- the aggregates of assets (other than assets held by a client), liabilities, revenue and expenses shown in the clients' annual investor statements for the year ended 30 June 2023 have been properly reconciled by the Operator to the corresponding amounts shown in custody reports which have been independently audited as at 30 June 2023.

Basis of Preparation

Without modifying our conclusion, we draw attention to the "Directors' Responsibility for the Internal Controls" paragraph above which states that the Operator is responsible for ensuring it operates the Service in accordance with the Class Order. This report has been prepared to assist Netwealth Investments Limited in meeting their obligations under the Class Order. As a result, this report may not be suitable for another purpose.



DELOITTE TOUCHE TOHMATSU



Fiona O'Keefe
Partner
Chartered Accountants

Melbourne, 20 September 2023

Independent Auditor's Review Report to the Board of Directors of Netwealth Investments Limited

We have reviewed the annual investor statements provided to the clients of Netwealth Wrap Service (the "Service") prepared by Netwealth Investments Limited (the "Operator"), which comprise a statement of the quantity and value of assets and liabilities held through the Service by the clients as at 30 June 2023 and the corresponding revenue and expenses of the clients for the year ended on that date.

The Directors' Responsibility for the Annual Investor Statements

The directors of the Operator are responsible for the preparation and fair presentation of the annual investor statements of the clients in accordance with the Australian Securities & Investments Commission Class Order 13/763 "Investor directed portfolio services" (as amended) (the "Class Order"). The directors' responsibility also includes establishing and maintaining such internal controls as the directors determine is necessary for the preparation and fair presentation of the annual investor statements that are free from material misstatement, whether due to fraud or error.

Auditor's Responsibility

Our responsibility is to express a conclusion on the annual investor statements based on our review. We have conducted our review in accordance with Australian Standard on Review Engagements ASRE 2405 *Review of Historical Financial Information Other than a Financial Report* in order to state whether, on the basis of the procedures described, anything has come to our attention that causes us to believe that the annual investor statement, which has been provided to any client, is materially misstated. This Standard also requires us to comply with the relevant ethical requirements.

A review in accordance with ASRE 2405 is a limited assurance engagement. The auditor performs procedures, primarily consisting of making enquiries of persons responsible for financial and accounting matters and applying analytical procedures and evaluates the evidence obtained.

The procedures performed in a review are substantially less than those performed in an audit conducted in accordance with Australian Auditing Standards and consequently does not enable us to obtain assurance that we would become aware of all significant matters that might be identified in an audit. We have not performed an audit or review of any individual annual investor statement and, accordingly, we do not express an opinion or conclusion on any individual annual investor statement.

We have also performed an independent audit of internal controls and other relevant accounting procedures of the Operator and have issued a separate unmodified audit opinion on whether the internal controls implemented by the Operator were suitably designed and operated effectively in all material respects to ensure that there are no material misstatements in the clients' annual investor statements for the year ended 30 June 2023.

Auditor's Independence Declaration

In conducting our review, we have complied with the independence requirements of the Australian professional accounting bodies.

Conclusion

Based on our review, which is not an audit, nothing has come to our attention that causes us to believe that any annual investor statement for the year ended on 30 June 2023, provided to any client of the Service, is materially misstated.

Basis of Preparation

Without modifying our conclusion, we draw attention to the “Directors’ Responsibility for the Annual Investor Statements” paragraph above which states the Operator is responsible for ensuring it operates the Service in accordance with the Class Order. This report has been prepared to assist Netwealth Investments Limited in meeting their obligations under the Class Order. As a result, this report may not be suitable for another purpose.



DELOITTE TOUCHE TOHMATSU



Fiona O'Keefe
Partner
Chartered Accountants

Melbourne, 20 September 2023

61800 - Distributions Receivable

2023 Financial Year

Preparer Rhonda Wilkinson

Reviewer John Curley

Status Completed

Account Code	Description	CY Balance	LY Balance	Change
ETL0019AU1	PIMCO Global Credit Fd -Wsale CI	\$249.96	\$234.88	6.42%
HOW3590AU	Lennox Australian Small Comp Fd	\$249.65	\$819.62	(69.54)%
PLUS.AX1	Vaneck Australian Corporate Bond PLUS Etf	\$92.38	\$246.36	(62.5)%
SUBD.AX	Vaneck Australian Subordinated Debt Etf	\$169.29	\$84.64	100.01%
TCL.AX4	Transurban Group	\$418.46	\$329.28	27.08%
VAP.AX1	Vanguard Australian Property Securities Index Etf	\$994.02	\$1,561.94	(36.36)%
TOTAL		CY Balance	LY Balance	
		\$2,173.76	\$3,276.72	

Supporting Documents

- General Ledger [Report](#)
- 2023 Distributions Receivable.pdf

External URLs

No External URLs

Standard Checklist

- Review aging of amounts receivable and comment on any delay in payment

R&B McDougall Superannuation Fund

General Ledger

As at 30 June 2023

Transaction Date	Description	Units	Debit	Credit	Balance \$
Distributions Receivable (61800)					
<u>PIMCO Global Credit Fd -Wsale Cl (ETL0019AU1)</u>					
01/07/2022	Opening Balance				234.88 DR
11/07/2022	Distribution - PIMCO Global Credit Fund - Wholesale Class			234.88	0.00 DR
30/06/2023	Distribution - PIMCO Global Credit Fund - Wholesale Class - Interim		249.96		249.96 DR
			249.96	234.88	249.96 DR
<u>Lennox Australian Small Comp Fd (HOW3590AU)</u>					
01/07/2022	Opening Balance				819.62 DR
15/07/2022	Distribution - Lennox Australian Small Companies Fund			819.62	0.00 DR
30/06/2023	Distribution - Lennox Australian Small Companies Fund - Interim		249.65		249.65 DR
			249.65	819.62	249.65 DR
<u>VanEck Australian Corporate Bond PLUS Etf (PLUS.AX1)</u>					
01/07/2022	Opening Balance				246.36 DR
25/07/2022	Distribution - VanEck Australian Corporate Bond Plus ETF			246.36	0.00 DR
30/06/2023	Distribution - VanEck Australian Corporate Bond Plus ETF - Interim		92.38		92.38 DR
			92.38	246.36	92.38 DR
<u>VanEck Australian Subordinated Debt Etf (SUBD.AX)</u>					
01/07/2022	Opening Balance				84.64 DR
25/07/2022	Distribution - VanEck Australian Subordinated Debt ETF			84.64	0.00 DR
30/06/2023	Distribution - VanEck Australian Subordinated Debt ETF - Interim		169.29		169.29 DR
			169.29	84.64	169.29 DR
<u>Transurban Group (TCL.AX4)</u>					
01/07/2022	Opening Balance				329.28 DR
23/08/2022	Distribution - Transurban Group			329.28	0.00 DR
28/06/2023	Distribution - Transurban Group - Interim		418.46		418.46 DR
			418.46	329.28	418.46 DR
<u>Vanguard Australian Property Securities Index Etf (VAP.AX1)</u>					
01/07/2022	Opening Balance				1,561.94 DR
18/07/2022	Distribution - Vanguard Australian Property Securities Index ETF			1,561.94	0.00 DR
30/06/2023	Distribution - Vanguard Australian Property Securities Index ETF - Interim		994.02		994.02 DR
			994.02	1,561.94	994.02 DR
Total Debits:	2,173.76				
Total Credits:	3,276.72				

Wrap Tax Statement

Financial Year ended 30/06/2023



Portfolio valuation as at 30 June 2023

Asset code	Asset name	Units	Price \$	Value \$
Subtotal				1,462,227.97
Income receivable				
HOW3590AU	Lennox Australian Small Companies Fund			249.65
ETL0019AU	PIMCO Global Credit Fund - Wholesale Class			249.96
TCL	Transurban Group			418.46
PLUS	VanEck Australian Corporate Bond Plus ETF			92.38
SUBD	VanEck Australian Subordinated Debt ETF			169.29
VAP	Vanguard Australian Property Securities Index ETF			994.02
Subtotal				2,173.76

Portfolio valuation as at 30 June 2023

1,482,201.67

72300 - Derivatives (Options, Hybrids, Future Contracts)

2023 Financial Year

Preparer Rhonda Wilkinson

Reviewer John Curley

Status Completed

Account Code	Description	CY Units	CY Balance	LY Units	LY Balance	Change
FXUSD	FXUSD	2353.820000	\$3,531.05	402.290000	\$582.94	505.73%
MFGO.AX	Magellan Financial Group Limited	26.000000	\$5.20	26.000000	\$19.11	(72.79)%
TOTAL		CY Units	CY Balance	LY Units	LY Balance	
		2379.820000	\$3,536.25	428.290000	\$602.05	

Supporting Documents

- Investment Movement Report [Report](#)
- 2021 Derivative Statement signed - McDougall SF.pdf

External URLs

No External URLs

Standard Checklist

- Attach Investment Movement Report
- Attach relevant Statements and Source Documentation
- Ensure all Investments are valued correctly at June 30
- Ensure the investment is in accordance with the fund's investment strategy
- Ensure the investment is in accordance with the SIS Act

Notes

Rhonda Wilkinson

Note

Refer to Portfolio Holdings Confirmation under 77600

30/01/2024 16:33

DERIVATIVES RISK STATEMENT

R & B MCDUGALL SUPERANNUATION FUND

The trustees have resolved that the following Derivatives Risk Statement be adopted and implemented for **R & B McDougall Super Fund**.

Introduction

The Superannuation Industry Supervision Act (SISA) requires a Derivatives Risk Statement (DRS) to be in effect for a Superannuation Fund where a charge is given, in relation to the use of derivatives by the trustee of the Fund.

Overview

The Trustees of the Fund confirm that when using derivatives the following objectives will be considered:

- A derivative investment must be intended to support the fund's overall investment strategy.
- The purpose of making a specific derivative investment must be consistent with the investment objectives of the fund.
- All investment guidelines in respect of each member must be complied with.

Reasons for using Derivatives

The Trustees of the Fund confirm that the reasons for using derivatives in the Fund are as follows:

- Writing (selling) covered options to produce extra income for the fund.
- Hedging the portfolio against the risk of adverse movements in market prices and thereby reducing volatility.
- Achieving diversified exposure to an entire market through market indices.
- Achieving transactional efficiency through reducing the cost of achieving a required exposure.

Risk analysis

The trustees are responsible for the risk management and investment decisions of the fund, including those relating to derivatives. Although professional advice may be sought, the ultimate responsibility remains with the trustees. There are various types of risks associated with derivatives. These can be broadly categorized under the headings of market risk, basis risk, liquidity risk, credit risk, and legal risk. These risks are described below.

Market Risk

Market risk is the risk of adverse movements in markets. It arises through the holding of any financial instrument, physical or derivative, which creates exposure to movements in prices of a security or market. The market risk associated with the use of derivatives is assessed in the context of the risk profile of the total portfolio.

The predominant market risks involved with derivatives include:

For "buy to open" options positions the inherent higher volatility of derivatives compared to physical positions and the time decay, which reduces the market value of the position over time.

For "sell to open" options positions if not covered by physical stock, losses are potentially unlimited. If exercised, the fund may not be able to fulfill the contract's obligation.

For futures contracts the inherent higher volatility of derivatives compared to physical positions and the internal leverage involved can lead to higher than normal losses. Losses can be potentially unlimited

Basis Risk

Basis risk is the risk that the value of a derivative will not move in line with the related physical position.

Liquidity Risk

There are two types of liquidity risk that arise from investing in derivatives. These are:

Market Liquidity Risk - the risk that the trustees may not be able to, or cannot easily, unwind or offset a particular position due to inadequate market depth or disruptions in the market place.

Funding Liquidity Risk - the risk that the trustees may not be able to meet the future cash flow obligations from the derivative activities such as meeting margin calls on futures contracts.

Counter-party (Credit) Risk

Counter-party risk is the risk that a counter-party will fail to perform contractual obligations, that is default either in whole or part, under a contract.

Legal Risk

Legal risk is the risk that a derivative contract will not be legally enforceable.

Managing Risks

In order to manage & control the risks inherent with Derivatives, the Trustees undertake to consider and where appropriate implement the following restrictions, controls, and processes:


- All open derivative positions are monitored closely on a daily basis.
- Ensuring prior to and during all derivative contracts that any and all potential expiry exercise obligations can be fulfilled by the fund, and that the exercise event is still consistent with the fund's overall investment strategy.
- Ensuring that positions in derivatives are covered. For the purposes of this DRS, cover consists of cash, or assets that are equivalent to cash and can be converted to cash within the settlement period. They must be sufficient to meet all potential obligations arising from the underlying asset exposure represented by the derivative position. Cover may also consist of securities in the case of options contracts.
- The setting and execution of a "stop loss" level for all futures and open "sold" option positions, to reduce "unlimited loss" risk on 'cash settled' contracts.
- Asset allocation targets and exposure limits specified in the investment strategy(s) of the fund include both physical and derivative exposures of the portfolio. The trustees must manage portfolios to these target allocations.
- When a derivative contract is entered into, the trustee takes into consideration the likelihood that the price of a derivative will move in line with the underlying physical position and assesses whether the level of basis risk is acceptable.
- The market depth of the derivative will be assessed to control liquidity risk.
- Sufficient cash reserves are maintained in the fund to fund deposits and margin calls equal to the impact of a considered maximum movement of the net (short plus long) derivative position.
- In order to minimize both counter-party and legal risk, the trustees will use exchange traded options and futures, which are subject to market standard documentation and settlement procedures. Participants in the exchange are subject to regulation.

Compliance Processes


The compliance process for the fund includes ongoing monitoring by the trustees to ensure that the above controls and procedures are effective in controlling and managing the identified risks in the use of derivatives. If deficiencies are identified, the trustees will take corrective action. The trustees will review its policies and procedures in an effort to keep current with the evolving derivatives markets and to ensure that they use derivative instruments appropriately and in the best interests of fund members. The trustees will seek advice from an expert investment professional when required to assist with this process.

Date: 30 June 2021

Signed



.....
Bruce McDougall
R&B McDougall Super Pty Ltd
Director



.....
Rhondda McDougall
R&B McDougall Super Pty Ltd
Director

R&B McDougall Superannuation Fund

Investment Movement Report

As at 30 June 2023

Investment	Opening Balance		Additions		Disposals			Closing Balance		
	Units	Cost	Units	Cost	Units	Cost	Accounting Profit/(Loss)	Units	Cost	Market Value
Bank Accounts										
Macquarie Cash Management 3154		27,636.95		36,984.07		(19,766.16)			44,854.86	44,854.86
Netwealth Cash Account 060270		46,875.33		121,687.80		(150,763.19)			17,799.94	17,799.94
		74,512.28		158,671.87		(170,529.35)			62,654.80	62,654.80
Derivatives (Options, Hybrids, Future Contracts)										
FXUSD - FXUSD	402.29	569.59	1,951.53	2,899.07				2,353.82	3,468.66	3,531.05
MFGO.AX - Magellan Financial Group Limited	26.00	0.00						26.00	0.00	5.20
		569.59		2,899.07					3,468.66	3,536.25
Fixed Interest Securities (Australian) - Unitised										
PPCHB.AX - Peet Limited	131.00	13,053.00			(131.00)	(13,053.00)	47.00		0.00	
		13,053.00				(13,053.00)	47.00		0.00	
Managed Investments (Australian)										
HOW3590AU - Lennox Australian Small Comp Fd	14,397.12	24,000.00						14,397.12	24,000.00	18,707.62
ETL0019AU1 - PIMCO Global Credit Fd -Wsale CI	80,785.33	81,318.52						80,785.33	81,318.52	68,958.36
		105,318.52							105,318.52	87,665.98

R&B McDougall Superannuation Fund

Investment Movement Report

As at 30 June 2023

Investment	Opening Balance		Additions		Disposals			Closing Balance		
	Units	Cost	Units	Cost	Units	Cost	Accounting Profit/(Loss)	Units	Cost	Market Value
	587.00	15,993.82						587.00	15,993.82	15,508.54
NXT.AX - Nextdc Limited	821.00	9,655.81	103.00	1,112.40				924.00	10,768.21	11,623.92
ORG.AX - Origin Energy Limited	2,673.00	13,991.07						2,673.00	13,991.07	22,479.93
RHCPA.AX - Ramsay Health Care Limited	284.00	29,455.34						284.00	29,455.34	29,533.16
RMD.AX - Resmed Inc	569.00	15,857.97						569.00	15,857.97	18,668.89
SUNPI.AX - Suncorp Group Limited	750.00	75,000.00						750.00	75,000.00	74,940.00
WES.AX - Wesfarmers Limited	195.00	9,268.81						195.00	9,268.81	9,621.30
WBC.AX - Westpac Banking Corporation	735.00	14,938.56						735.00	14,938.56	15,684.90
WBCPL.AX - Westpac Banking Corporation			200.00	20,020.00				200.00	20,020.00	20,408.00
WBCPI.AX - Westpac Banking Corporation (Netwealth Portfolio)	277.00	28,887.38						277.00	28,887.38	28,303.58
WDS.AX - Woodside Energy Group Ltd	918.00	21,862.62						918.00	21,862.62	31,615.92
WOW.AX - Woolworths Group Limited	421.00	15,903.25						421.00	15,903.25	16,726.33
	699,212.22		155,917.40		(85,464.28)		(1,664.28)	769,665.34		795,441.60

R&B McDougall Superannuation Fund

Investment Movement Report

As at 30 June 2023

Investment	Opening Balance		Additions		Disposals			Closing Balance		
	Units	Cost	Units	Cost	Units	Cost	Accounting Profit/(Loss)	Units	Cost	Market Value
	30.00	13,638.65						30.00	13,638.65	17,700.27
MRK.NYE - Merck & Co Inc	99.00	9,784.05						99.00	9,784.05	17,137.13
MSFT.NDQ - Microsoft Corporation	92.00	26,590.75						92.00	26,590.75	46,999.22
OGN.NYE - Organon & Co.	9.00	988.29						9.00	988.29	280.96
PYPL.NDQ - PayPal Holdings Inc	52.00	15,073.76						52.00	15,073.76	5,205.46
PFE.NYE - Pfizer Inc.	213.00	11,482.06						213.00	11,482.06	11,720.43
TSM.NYE - Taiwan Semiconductor Manufacturing - ADR	75.00	11,087.54						75.00	11,087.54	11,354.64
TME.NYE - Tencent Music Entertainment Group - ADR	737.00	16,627.50						737.00	16,627.50	8,159.41
TSLA.NDQ - Tesla Inc	21.00	16,755.52	63.00	16,755.52	(21.00)	(16,755.52)	0.00	63.00	16,755.52	24,739.74
		318,327.10		41,333.18		(41,333.18)	0.00		318,327.10	392,289.04
Shares in Unlisted Private Companies (Australian)										
Greatcell3 - Greatcell Energy Pty Ltd	300,000.00	75,000.00						300,000.00	75,000.00	75,000.00
LavaBlue1 - Lava Blue Ltd ACN 605 427 478	1,000,000.00	125,000.00						1,000,000.00	125,000.00	225,000.00

R&B McDougall Superannuation Fund

Investment Movement Report

As at 30 June 2023

Investment	Opening Balance		Additions		Disposals			Closing Balance		
	Units	Cost	Units	Cost	Units	Cost	Accounting Profit/(Loss)	Units	Cost	Market Value
		200,000.00							200,000.00	300,000.00
Stapled Securities										
TCL.AX4 - Transurban Group	1,372.00	18,982.69						1,372.00	18,982.69	19,551.00
		18,982.69							18,982.69	19,551.00
Units in Listed Unit Trusts (Australian)										
PLUS.AX1 - Vaneck Australian Corporate Bond PLUS Etf	2,053.00	39,087.62						2,053.00	39,087.62	32,848.00
SUBD.AX - Vaneck Australian Subordinated Debt Etf	1,539.01	38,723.41						1,539.00	38,723.41	38,213.37
VAP.AX1 - Vanguard Australian Property Securities Index Etf	1,199.00	100,157.61						1,199.00	100,157.61	92,682.70
		177,968.64							177,968.64	163,744.07
	1,607,944.04	358,821.52			(310,379.81)		(1,617.28)		1,656,385.75	1,824,882.74

72450 - Fixed Interest Securities (Australian) - Unitised

2023 Financial Year

Preparer Rhonda Wilkinson

Reviewer John Curley

Status N/A - Not Applicable

Account Code	Description	CY Units	CY Balance	LY Units	LY Balance	Change
PPCHB.AX	Peet Limited	0.000000	\$0.00	131.000000	\$12,838.00	100%
TOTAL		CY Units	CY Balance	LY Units	LY Balance	
		0.000000	\$0.00	131.000000	\$12,838.00	

Supporting Documents

- Investment Movement Report [Report](#)

External URLs

No External URLs

Standard Checklist

- Attach Investment Movement Report
- Attach relevant Statements and Source Documentation
- Ensure all Investments are valued correctly at June 30
- Ensure the investment is in accordance with the fund's investment strategy
- Ensure the investment is in accordance with the SIS Act

R&B McDougall Superannuation Fund

Investment Movement Report

As at 30 June 2023

Investment	Opening Balance		Additions		Disposals			Closing Balance		
	Units	Cost	Units	Cost	Units	Cost	Accounting Profit/(Loss)	Units	Cost	Market Value
Bank Accounts										
Macquarie Cash Management 3154		27,636.95		36,984.07		(19,766.16)			44,854.86	44,854.86
Netwealth Cash Account 060270		46,875.33		121,687.80		(150,763.19)			17,799.94	17,799.94
		74,512.28		158,671.87		(170,529.35)			62,654.80	62,654.80
Derivatives (Options, Hybrids, Future Contracts)										
FXUSD - FXUSD	402.29	569.59	1,951.53	2,899.07				2,353.82	3,468.66	3,531.05
MFGO.AX - Magellan Financial Group Limited	26.00	0.00						26.00	0.00	5.20
		569.59		2,899.07					3,468.66	3,536.25
Fixed Interest Securities (Australian) - Unitised										
PPCHB.AX - Peet Limited	131.00	13,053.00			(131.00)	(13,053.00)	47.00		0.00	
		13,053.00				(13,053.00)	47.00		0.00	
Managed Investments (Australian)										
HOW3590AU - Lennox Australian Small Comp Fd	14,397.12	24,000.00						14,397.12	24,000.00	18,707.62
ETL0019AU1 - PIMCO Global Credit Fd -Wsale CI	80,785.33	81,318.52						80,785.33	81,318.52	68,958.36
		105,318.52							105,318.52	87,665.98

R&B McDougall Superannuation Fund

Investment Movement Report

As at 30 June 2023

Investment	Opening Balance		Additions		Disposals			Closing Balance		
	Units	Cost	Units	Cost	Units	Cost	Accounting Profit/(Loss)	Units	Cost	Market Value
	587.00	15,993.82						587.00	15,993.82	15,508.54
NXT.AX - Nextdc Limited	821.00	9,655.81	103.00	1,112.40				924.00	10,768.21	11,623.92
ORG.AX - Origin Energy Limited	2,673.00	13,991.07						2,673.00	13,991.07	22,479.93
RHCPA.AX - Ramsay Health Care Limited	284.00	29,455.34						284.00	29,455.34	29,533.16
RMD.AX - Resmed Inc	569.00	15,857.97						569.00	15,857.97	18,668.89
SUNPI.AX - Suncorp Group Limited	750.00	75,000.00						750.00	75,000.00	74,940.00
WES.AX - Wesfarmers Limited	195.00	9,268.81						195.00	9,268.81	9,621.30
WBC.AX - Westpac Banking Corporation	735.00	14,938.56						735.00	14,938.56	15,684.90
WBCPL.AX - Westpac Banking Corporation			200.00	20,020.00				200.00	20,020.00	20,408.00
WBCPI.AX - Westpac Banking Corporation (Netwealth Portfolio)	277.00	28,887.38						277.00	28,887.38	28,303.58
WDS.AX - Woodside Energy Group Ltd	918.00	21,862.62						918.00	21,862.62	31,615.92
WOW.AX - Woolworths Group Limited	421.00	15,903.25						421.00	15,903.25	16,726.33
	699,212.22		155,917.40		(85,464.28)		(1,664.28)	769,665.34		795,441.60

R&B McDougall Superannuation Fund

Investment Movement Report

As at 30 June 2023

Investment	Opening Balance		Additions		Disposals			Closing Balance		
	Units	Cost	Units	Cost	Units	Cost	Accounting Profit/(Loss)	Units	Cost	Market Value
	30.00	13,638.65						30.00	13,638.65	17,700.27
MRK.NYE - Merck & Co Inc	99.00	9,784.05						99.00	9,784.05	17,137.13
MSFT.NDQ - Microsoft Corporation	92.00	26,590.75						92.00	26,590.75	46,999.22
OGN.NYE - Organon & Co.	9.00	988.29						9.00	988.29	280.96
PYPL.NDQ - PayPal Holdings Inc	52.00	15,073.76						52.00	15,073.76	5,205.46
PFE.NYE - Pfizer Inc.	213.00	11,482.06						213.00	11,482.06	11,720.43
TSM.NYE - Taiwan Semiconductor Manufacturing - ADR	75.00	11,087.54						75.00	11,087.54	11,354.64
TME.NYE - Tencent Music Entertainment Group - ADR	737.00	16,627.50						737.00	16,627.50	8,159.41
TSLA.NDQ - Tesla Inc	21.00	16,755.52	63.00	16,755.52	(21.00)	(16,755.52)	0.00	63.00	16,755.52	24,739.74
		318,327.10		41,333.18		(41,333.18)	0.00		318,327.10	392,289.04
Shares in Unlisted Private Companies (Australian)										
Greatcell3 - Greatcell Energy Pty Ltd	300,000.00	75,000.00						300,000.00	75,000.00	75,000.00
LavaBlue1 - Lava Blue Ltd ACN 605 427 478	1,000,000.00	125,000.00						1,000,000.00	125,000.00	225,000.00

R&B McDougall Superannuation Fund

Investment Movement Report

As at 30 June 2023

Investment	Opening Balance		Additions		Disposals			Closing Balance		
	Units	Cost	Units	Cost	Units	Cost	Accounting Profit/(Loss)	Units	Cost	Market Value
		200,000.00							200,000.00	300,000.00
Stapled Securities										
TCL.AX4 - Transurban Group	1,372.00	18,982.69						1,372.00	18,982.69	19,551.00
		18,982.69							18,982.69	19,551.00
Units in Listed Unit Trusts (Australian)										
PLUS.AX1 - Vaneck Australian Corporate Bond PLUS Etf	2,053.00	39,087.62						2,053.00	39,087.62	32,848.00
SUBD.AX - Vaneck Australian Subordinated Debt Etf	1,539.01	38,723.41						1,539.00	38,723.41	38,213.37
VAP.AX1 - Vanguard Australian Property Securities Index Etf	1,199.00	100,157.61						1,199.00	100,157.61	92,682.70
		177,968.64							177,968.64	163,744.07
	1,607,944.04	358,821.52			(310,379.81)		(1,617.28)		1,656,385.75	1,824,882.74

74700 - Managed Investments (Australian)

2023 Financial Year

Preparer Rhonda Wilkinson

Reviewer John Curley

Status Completed

Account Code	Description	CY Units	CY Balance	LY Units	LY Balance	Change
ETL0019AU1	PIMCO Global Credit Fd -Wsale CI	80785.333700	\$68,958.36	80785.333700	\$70,412.50	(2.07)%
HOW3590AU	Lennox Australian Small Comp Fd	14397.120600	\$18,707.62	14397.120600	\$17,747.33	5.41%
TOTAL		CY Units	CY Balance	LY Units	LY Balance	
		95182.454300	\$87,665.98	95182.454300	\$88,159.83	

Supporting Documents

◦ Investment Movement Report [Report](#)

External URLs

No External URLs

Standard Checklist

- Attach Annual statements from fund managers, Master Trust, Platform or Wrap providers confirming ownership and value
- Attach copies of Statements and Source Documentation
- Attach Investment Movement Report
- Ensure all Investments are valued correctly at June 30
- Ensure the investment is in accordance with the Fund's investment strategy
- Ensure the investment is in accordance with the SIS Act

Notes

Rhonda Wilkinson

Note

30/01/2024 16:32

Refer to Portfolio Holdings Confirmation under 77600

R&B McDougall Superannuation Fund

Investment Movement Report

As at 30 June 2023

Investment	Opening Balance		Additions		Disposals			Closing Balance		
	Units	Cost	Units	Cost	Units	Cost	Accounting Profit/(Loss)	Units	Cost	Market Value
Bank Accounts										
Macquarie Cash Management 3154		27,636.95		36,984.07		(19,766.16)			44,854.86	44,854.86
Netwealth Cash Account 060270		46,875.33		121,687.80		(150,763.19)			17,799.94	17,799.94
		74,512.28		158,671.87		(170,529.35)			62,654.80	62,654.80
Derivatives (Options, Hybrids, Future Contracts)										
FXUSD - FXUSD	402.29	569.59	1,951.53	2,899.07				2,353.82	3,468.66	3,531.05
MFGO.AX - Magellan Financial Group Limited	26.00	0.00						26.00	0.00	5.20
		569.59		2,899.07					3,468.66	3,536.25
Fixed Interest Securities (Australian) - Unitised										
PPCHB.AX - Peet Limited	131.00	13,053.00			(131.00)	(13,053.00)	47.00		0.00	
		13,053.00				(13,053.00)	47.00		0.00	
Managed Investments (Australian)										
HOW3590AU - Lennox Australian Small Comp Fd	14,397.12	24,000.00						14,397.12	24,000.00	18,707.62
ETL0019AU1 - PIMCO Global Credit Fd -Wsale CI	80,785.33	81,318.52						80,785.33	81,318.52	68,958.36
		105,318.52							105,318.52	87,665.98

R&B McDougall Superannuation Fund

Investment Movement Report

As at 30 June 2023

Investment	Opening Balance		Additions		Disposals			Closing Balance		
	Units	Cost	Units	Cost	Units	Cost	Accounting Profit/(Loss)	Units	Cost	Market Value
	587.00	15,993.82						587.00	15,993.82	15,508.54
NXT.AX - Nextdc Limited	821.00	9,655.81	103.00	1,112.40				924.00	10,768.21	11,623.92
ORG.AX - Origin Energy Limited	2,673.00	13,991.07						2,673.00	13,991.07	22,479.93
RHCPA.AX - Ramsay Health Care Limited	284.00	29,455.34						284.00	29,455.34	29,533.16
RMD.AX - Resmed Inc	569.00	15,857.97						569.00	15,857.97	18,668.89
SUNPI.AX - Suncorp Group Limited	750.00	75,000.00						750.00	75,000.00	74,940.00
WES.AX - Wesfarmers Limited	195.00	9,268.81						195.00	9,268.81	9,621.30
WBC.AX - Westpac Banking Corporation	735.00	14,938.56						735.00	14,938.56	15,684.90
WBCPL.AX - Westpac Banking Corporation			200.00	20,020.00				200.00	20,020.00	20,408.00
WBCPI.AX - Westpac Banking Corporation (Netwealth Portfolio)	277.00	28,887.38						277.00	28,887.38	28,303.58
WDS.AX - Woodside Energy Group Ltd	918.00	21,862.62						918.00	21,862.62	31,615.92
WOW.AX - Woolworths Group Limited	421.00	15,903.25						421.00	15,903.25	16,726.33
	699,212.22		155,917.40		(85,464.28)		(1,664.28)	769,665.34		795,441.60

R&B McDougall Superannuation Fund

Investment Movement Report

As at 30 June 2023

Investment	Opening Balance		Additions		Disposals			Closing Balance		
	Units	Cost	Units	Cost	Units	Cost	Accounting Profit/(Loss)	Units	Cost	Market Value
	30.00	13,638.65						30.00	13,638.65	17,700.27
MRK.NYE - Merck & Co Inc	99.00	9,784.05						99.00	9,784.05	17,137.13
MSFT.NDQ - Microsoft Corporation	92.00	26,590.75						92.00	26,590.75	46,999.22
OGN.NYE - Organon & Co.	9.00	988.29						9.00	988.29	280.96
PYPL.NDQ - PayPal Holdings Inc	52.00	15,073.76						52.00	15,073.76	5,205.46
PFE.NYE - Pfizer Inc.	213.00	11,482.06						213.00	11,482.06	11,720.43
TSM.NYE - Taiwan Semiconductor Manufacturing - ADR	75.00	11,087.54						75.00	11,087.54	11,354.64
TME.NYE - Tencent Music Entertainment Group - ADR	737.00	16,627.50						737.00	16,627.50	8,159.41
TSLA.NDQ - Tesla Inc	21.00	16,755.52	63.00	16,755.52	(21.00)	(16,755.52)	0.00	63.00	16,755.52	24,739.74
		318,327.10		41,333.18		(41,333.18)	0.00		318,327.10	392,289.04
Shares in Unlisted Private Companies (Australian)										
Greatcell3 - Greatcell Energy Pty Ltd	300,000.00	75,000.00						300,000.00	75,000.00	75,000.00
LavaBlue1 - Lava Blue Ltd ACN 605 427 478	1,000,000.00	125,000.00						1,000,000.00	125,000.00	225,000.00

R&B McDougall Superannuation Fund

Investment Movement Report

As at 30 June 2023

Investment	Opening Balance		Additions		Disposals			Closing Balance		
	Units	Cost	Units	Cost	Units	Cost	Accounting Profit/(Loss)	Units	Cost	Market Value
		200,000.00							200,000.00	300,000.00
Stapled Securities										
TCL.AX4 - Transurban Group	1,372.00	18,982.69						1,372.00	18,982.69	19,551.00
		18,982.69							18,982.69	19,551.00
Units in Listed Unit Trusts (Australian)										
PLUS.AX1 - Vaneck Australian Corporate Bond PLUS Etf	2,053.00	39,087.62						2,053.00	39,087.62	32,848.00
SUBD.AX - Vaneck Australian Subordinated Debt Etf	1,539.01	38,723.41						1,539.00	38,723.41	38,213.37
VAP.AX1 - Vanguard Australian Property Securities Index Etf	1,199.00	100,157.61						1,199.00	100,157.61	92,682.70
		177,968.64							177,968.64	163,744.07
	1,607,944.04	358,821.52			(310,379.81)		(1,617.28)		1,656,385.75	1,824,882.74

77600 - Shares in Listed Companies (Australian)

2023 Financial Year

Preparer Rhonda Wilkinson

Reviewer John Curley

Status Completed

Account Code	Description	CY Units	CY Balance	LY Units	LY Balance	Change
AMC.AX	Arcor Plc	1089.000000	\$16,182.54	1089.000000	\$19,645.56	(17.63)%
AN3PI.AX	Australia And New Zealand Banking Group Limited.	252.000000	\$25,469.64			100%
AN3PK.AX1	Australia And New Zealand Banking Group Limited. (Netwealth Portfolio)	300.000000	\$29,685.00			100%
ANZ.AX	ANZ Group Holdings Limited	801.000000	\$18,991.71	751.000000	\$16,544.53	14.79%
ANZPI.AX	Australia And New Zealand Banking Group Limited	0.000000	\$0.00	252.000000	\$24,887.52	100%
ANZR.AX	Australia And New Zealand Banking Group Limited		\$199.00			100%
BHP.AX	BHP Group Limited	594.000000	\$26,724.06	594.000000	\$24,502.50	9.07%
BXB.AX	Brambles Limited	1289.000000	\$18,574.49	1289.000000	\$13,805.19	34.55%
CBA.AX	Commonwealth Bank Of Australia.	188.000000	\$18,850.76	188.000000	\$16,991.44	10.94%
CBAPD.AX1	Commonwealth Bank Of Australia.	0.000000	\$0.00	296.000000	\$29,588.16	100%
CBAPK.AX	Commonwealth Bank Of Australia.	289.000000	\$28,665.91	289.000000	\$27,744.00	3.32%
CBAPL.AX	Commonwealth Bank Of Australia.	296.000000	\$29,745.04			100%
COH.AX	Cochlear Limited	67.000000	\$15,347.69	67.000000	\$13,312.90	15.28%

Account Code	Description	CY Units	CY Balance	LY Units	LY Balance	Change
COL.AX	Coles Group Limited.	904.000000	\$16,651.68	904.000000	\$16,100.24	3.43%
CSL.AX	CSL Limited	125.000000	\$34,672.50	125.000000	\$33,632.50	3.09%
IAGPD.AX	Insurance Australia Group Limited	0.000000	\$0.00	290.000000	\$29,580.00	100%
IAGPE.AX	Insurance Australia Group Limited	290.000000	\$29,348.00			100%
MBLPC.AX	Macquarie Bank Limited (Netwealth Portfolio)	267.000000	\$28,171.17	267.000000	\$27,832.08	1.22%
MBLPD.AX	Macquarie Bank Limited	300.000000	\$29,940.00	300.000000	\$29,145.00	2.73%
MFG.AX	Magellan Financial Group Limited	212.000000	\$2,011.88	212.000000	\$2,739.04	(26.55)%
MQG.AX	Macquarie Group Limited	300.000000	\$53,286.00	300.000000	\$49,353.00	7.97%
MQGPD.AX	Macquarie Group Limited	277.000000	\$29,071.15	277.000000	\$28,569.78	1.75%
MQGPF.AX	Macquarie Group Limited	200.000000	\$20,768.00			100%
NABPF.AX	National Australia Bank Limited	271.000000	\$28,169.91	271.000000	\$28,024.11	0.52%
NCM.AX	Newcrest Mining Limited	587.000000	\$15,508.54	587.000000	\$12,262.43	26.47%
NXT.AX	Nextdc Limited	924.000000	\$11,623.92	821.000000	\$8,735.44	33.07%
ORG.AX	Origin Energy Limited	2673.000000	\$22,479.93	2673.000000	\$15,316.29	46.77%
RHCPA.AX	Ramsay Health Care Limited	284.000000	\$29,533.16	284.000000	\$28,300.60	4.36%
RMD.AX	Resmed Inc	569.000000	\$18,668.89	569.000000	\$17,462.61	6.91%

Account Code	Description	CY Units	CY Balance	LY Units	LY Balance	Change
SUNPI.AX	Suncorp Group Limited	750.000000	\$74,940.00	750.000000	\$72,375.00	3.54%
WBC.AX	Westpac Banking Corporation	735.000000	\$15,684.90	735.000000	\$14,332.50	9.44%
WBCPI.AX	Westpac Banking Corporation (Netwealth Portfolio)	277.000000	\$28,303.58	277.000000	\$28,295.55	0.03%
WBCPL.AX	Westpac Banking Corporation	200.000000	\$20,408.00			100%
WDS.AX	Woodside Energy Group Ltd	918.000000	\$31,615.92	918.000000	\$29,229.12	8.17%
WES.AX	Wesfarmers Limited	195.000000	\$9,621.30	195.000000	\$8,172.45	17.73%
WOW.AX	Woolworths Group Limited	421.000000	\$16,726.33	421.000000	\$14,987.60	11.6%
WPL.AX	Woodside Petroleum Ltd	0.000000	\$0.00	0.000000	\$0.00	0%
	TOTAL	CY Units	CY Balance	LY Units	LY Balance	
		16844.000000	\$795,640.60	15991.000000	\$681,467.14	

Supporting Documents

- Balance Review Report [Report](#)
- Investment Movement Report [Report](#)
- 2023 Portfolio Confirmations - McDougall SF.pdf

External URLs

No External URLs

Standard Checklist

- Attach Balance Review Report
- Attach copies of HIN/SRN or Chess Statements, Broker Statements, Contract Notes Corporate Action documentation and any other relevant Source Documentation
- Attach Investment Movement Report
- Ensure all Investments are valued correctly at June 30
- Ensure the investment is in accordance with the Fund's investment strategy

R&B McDougall Superannuation Fund

Balance Review Report

As at 30 June 2023

Investment Code	Investment Name	Holding Reference	Third Party Data			BGL Ledger	Variance
			Data Feed Provider	Balance Date	Balance Amount	Balance	
60400	Bank Accounts						
MCMA3154	Macquarie Cash Management 3154	182512968403154	Macquarie Cash ESI	30/06/2023	\$ 44,784.29	\$ 44,854.86	70.57
NetwealthWrap060270	Netwealth Cash Account 060270	WRAP060270	Netwealth	30/06/2023	\$ 19,126.55	\$ 17,799.94	-1,326.61
72300	Derivatives (Options, Hybrids, Future Contracts)						
FXUSD	FXUSD	WRAP060270	Netwealth	30/06/2023	2,275.0700	2,353.8200	78.7500
MFGO.AX	Magellan Financial Group Limited	WRAP060270	Netwealth	30/06/2023	26.0000	26.0000	0.0000
74700	Managed Investments (Australian)						
HOW3590AU	Lennox Australian Small Comp Fd	WRAP060270	Netwealth	30/06/2023	14,397.1206	14,397.1206	0.0000
ETL0019AU	PIMCO Global Credit Fd -Wsale CI	WRAP060270	Netwealth	30/06/2023	80,785.3337	80,785.3337	0.0000
77600	Shares in Listed Companies (Australian)						
AMC.AX	Amcor Plc	WRAP060270	Netwealth	30/06/2023	1,089.0000	1,089.0000	0.0000
AN3PI	AN3PI	WRAP060270	Netwealth	30/06/2023	252.0000	0.0000	-252.0000
ANZ.AX	ANZ Group Holdings Limited	WRAP060270	Netwealth	30/06/2023	801.0000	801.0000	0.0000
AN3PK.AX	Australia And New Zealand Banking Group Limited. (Netwealth Portfolio)	WRAP060270	Netwealth	30/06/2023	300.0000	300.0000	0.0000
AN3PI.AX	Australia And New Zealand Banking Group Limited.				Setup	252.0000	252.0000
BHP.AX	BHP Group Limited	WRAP060270	Netwealth	30/06/2023	594.0000	594.0000	0.0000
BXB.AX	Brambles Limited	WRAP060270	Netwealth	30/06/2023	1,289.0000	1,289.0000	0.0000
COH.AX	Cochlear Limited	WRAP060270	Netwealth	30/06/2023	67.0000	67.0000	0.0000
COL.AX	Coles Group Limited.	WRAP060270	Netwealth	30/06/2023	904.0000	904.0000	0.0000

R&B McDougall Superannuation Fund

Balance Review Report

As at 30 June 2023

Investment Code	Investment Name	Holding Reference	Third Party Data			BGL Ledger	Variance
			Data Feed Provider	Balance Date	Balance Amount	Balance	
CBA.AX	Commonwealth Bank Of Australia.	WRAP060270	Netwealth	30/06/2023	188.0000	188.0000	0.0000
CBAPK.AX	Commonwealth Bank Of Australia.	WRAP060270	Netwealth	30/06/2023	289.0000	289.0000	0.0000
CBAPL.AX	Commonwealth Bank Of Australia.					296.0000	
CSL.AX	CSL Limited	WRAP060270	Netwealth	30/06/2023	125.0000	125.0000	0.0000
IAGPE.AX	Insurance Australia Group Limited					290.0000	
MBLPC.AX	Macquarie Bank Limited (Netwealth Portfolio)	WRAP060270	Netwealth	30/06/2023	267.0000	267.0000	0.0000
MBLPD.AX	Macquarie Bank Limited	WRAP060270	Netwealth	30/06/2023	300.0000	300.0000	0.0000
MQG.AX	Macquarie Group Limited	WRAP060270	Netwealth	30/06/2023	300.0000	300.0000	0.0000
MQGPD.AX	Macquarie Group Limited	WRAP060270	Netwealth	30/06/2023	277.0000	277.0000	0.0000
MQGPF.AX	Macquarie Group Limited					200.0000	
MFG.AX	Magellan Financial Group Limited	WRAP060270	Netwealth	30/06/2023	212.0000	212.0000	0.0000
NABPF.AX	National Australia Bank Limited	WRAP060270	Netwealth	30/06/2023	271.0000	271.0000	0.0000
NCM.AX	Newcrest Mining Limited	WRAP060270	Netwealth	30/06/2023	587.0000	587.0000	0.0000
NXT.AX	Nextdc Limited	WRAP060270	Netwealth	30/06/2023	924.0000	924.0000	0.0000
ORG.AX	Origin Energy Limited	WRAP060270	Netwealth	30/06/2023	2,673.0000	2,673.0000	0.0000
RHCPA.AX	Ramsay Health Care Limited	WRAP060270	Netwealth	30/06/2023	284.0000	284.0000	0.0000
RMD.AX	Resmed Inc	WRAP060270	Netwealth	30/06/2023	569.0000	569.0000	0.0000
SUNPI.AX	Suncorp Group Limited	WRAP060270	Netwealth	30/06/2023	750.0000	750.0000	0.0000
WES.AX	Wesfarmers Limited	WRAP060270	Netwealth	30/06/2023	195.0000	195.0000	0.0000
WBCPI.AX	Westpac Banking Corporation (Netwealth Portfolio)	WRAP060270	Netwealth	30/06/2023	277.0000	277.0000	0.0000
WBC.AX	Westpac Banking Corporation	WRAP060270	Netwealth	30/06/2023	735.0000	735.0000	0.0000
WBCPL.AX	Westpac Banking Corporation	WRAP060270	Netwealth	30/06/2023	200.0000	200.0000	0.0000

R&B McDougall Superannuation Fund

Balance Review Report

As at 30 June 2023

Investment Code	Investment Name	Holding Reference	Third Party Data			BGL Ledger	Variance
			Data Feed Provider	Balance Date	Balance Amount	Balance	
WDS.AX	Woodside Energy Group Ltd	WRAP060270	Netwealth	30/06/2023	918.0000	918.0000	0.0000
WOW.AX	Woolworths Group Limited	WRAP060270	Netwealth	30/06/2023	421.0000	421.0000	0.0000
77700	Shares in Listed Companies (Overseas)						
BABA.NYE	Alibaba Group Holding Ltd - ADR	WRAP060270	Netwealth	30/06/2023	51.0000	51.0000	0.0000
GOOGL.NDQ	Alphabet Inc - Ordinary Shares - Class A	WRAP060270	Netwealth	30/06/2023	200.0000	200.0000	0.0000
AMZN.NDQ	Amazon.com Inc.	WRAP060270	Netwealth	30/06/2023	120.0000	120.0000	0.0000
AXP.NYE	American Express Co.	WRAP060270	Netwealth	30/06/2023	94.0000	94.0000	0.0000
AAPL.NDQ	Apple Inc.	WRAP060270	Netwealth	30/06/2023	148.0000	148.0000	0.0000
APTV.NYE	Aptiv PLC	WRAP060270	Netwealth	30/06/2023	89.0000	89.0000	0.0000
BRKB.NYE	BRKB.NYE	WRAP060270	Netwealth	30/06/2023	67.0000	67.0000	0.0000
GILD.NDQ	Gilead Sciences Inc.	WRAP060270	Netwealth	30/06/2023	150.0000	150.0000	0.0000
HD.NYE	Home Depot, Inc.	WRAP060270	Netwealth	30/06/2023	32.0000	32.0000	0.0000
JNJ.NYE	Johnson & Johnson	WRAP060270	Netwealth	30/06/2023	54.0000	54.0000	0.0000
JPM.NYE	JPMorgan Chase & Co.	WRAP060270	Netwealth	30/06/2023	101.0000	101.0000	0.0000
MA.NYE	Mastercard Incorporated - Ordinary Shares - Class A	WRAP060270	Netwealth	30/06/2023	30.0000	30.0000	0.0000
MRK.NYE	Merck & Co Inc	WRAP060270	Netwealth	30/06/2023	99.0000	99.0000	0.0000
MSFT.NDQ	Microsoft Corporation	WRAP060270	Netwealth	30/06/2023	92.0000	92.0000	0.0000
OGN.NYE	Organon & Co.	WRAP060270	Netwealth	30/06/2023	9.0000	9.0000	0.0000
PYPL.NDQ	PayPal Holdings Inc	WRAP060270	Netwealth	30/06/2023	52.0000	52.0000	0.0000
PFE.NYE	Pfizer Inc.	WRAP060270	Netwealth	30/06/2023	213.0000	213.0000	0.0000

R&B McDougall Superannuation Fund

Balance Review Report

As at 30 June 2023

Investment Code	Investment Name	Holding Reference	Third Party Data			BGL Ledger	Variance
			Data Feed Provider	Balance Date	Balance Amount	Balance	
TSM.NYE	Taiwan Semiconductor Manufacturing - ADR	WRAP060270	Netwealth	30/06/2023	75.0000	75.0000	0.0000
TME.NYE	Tencent Music Entertainment Group - ADR	WRAP060270	Netwealth	30/06/2023	737.0000	737.0000	0.0000
TSLA.NDQ	Tesla Inc	WRAP060270	Netwealth	30/06/2023	63.0000	63.0000	0.0000
77800	Shares in Unlisted Private Companies (Australian)						
Greatcell	Greatcell Energy Pty Ltd					300,000.0000	
LavaBlue	Lava Blue Ltd ACN 605 427 478					1,000,000.0000	
78000	Stapled Securities						
TCL.AX	Transurban Group	WRAP060270	Netwealth	30/06/2023	1,372.0000	1,372.0000	0.0000
78200	Units in Listed Unit Trusts (Australian)						
PLUS.AX	Vaneck Australian Corporate Bond PLUS Etf	WRAP060270	Netwealth	30/06/2023	2,053.0000	2,053.0000	0.0000
SUBD.AX	Vaneck Australian Subordinated Debt Etf	WRAP060270	Netwealth	30/06/2023	1,539.0000	1,539.0000	0.0000
VAP.AX	Vanguard Australian Property Securities Index Etf	WRAP060270	Netwealth	30/06/2023	1,199.0000	1,199.0000	0.0000

R&B McDougall Superannuation Fund

Investment Summary Report

As at 30 June 2023

Investment	Units	Market Price	Market Value	Average Cost	Accounting Cost	Unrealised Gain/(Loss)	Gain/(Loss)%	Portfolio Weight%
Cash/Bank Accounts								
Macquarie Cash Management 3154		44,854.860000	44,854.86 ✓	44,854.86	44,854.86			2.46 %
Netwealth Cash Account 060270		17,799.940000	17,799.94 ✓	17,799.94	17,799.94			0.98 %
			62,654.80		62,654.80			3.43 %
Derivatives (Options, Hybrids, Future Contracts)								
FXUSD FXUSD	2,353.82 ✓	1.500136	3,531.05 ✓	1.47	3,468.66	62.39	1.80 %	0.19 %
MFGO.AX Magellan Financial Group Limited	26.00 ✓	0.200000	5.20 ✓	0.00	0.00	5.20	0.00 %	0.00 %
			3,536.25		3,468.66	67.59	1.95 %	0.19 %
Managed Investments (Australian)								
HOW3590AU Lennox Australian Small Comp Fd	14,397.12 ✓	1.299400	18,707.62 ✓	1.67	24,000.00	(5,292.38)	(22.05) %	1.03 %
ETL0019AU PIMCO Global Credit Fd - Wsale CI	80,785.33 ✓	0.853600	68,958.36 ✓	1.01	81,318.52	(12,360.16)	(15.20) %	3.78 %
			87,665.98		105,318.52	(17,652.54)	(16.76) %	4.80 %
Shares in Listed Companies (Australian)								
AMC.AX Amcor Plc	1,089.00 ✓	14.860000	16,182.54 ✓	15.35	16,718.07	(535.53)	(3.20) %	0.89 %
ANZ.AX ANZ Group Holdings Limited	801.00 ✓	23.710000	18,991.71 ✓	23.09	18,492.25	499.46	2.70 %	1.04 %
AN3PI.AX Australia And New Zealand Banking Group Limited.	252.00 ✓	101.070000	25,469.64 ✓	100.00	25,200.00	269.64	1.07 %	1.40 %
AN3PK.AX Australia And New Zealand Banking Group Limited. (Netwealth Portfolio)	300.00 ✓	98.950000	29,685.00 ✓	100.07	30,020.00	(335.00)	(1.12) %	1.63 %
BHP.AX BHP Group Limited	594.00 ✓	44.990000	26,724.06 ✓	41.52	24,663.38	2,060.68	8.36 %	1.46 %
BXB.AX Brambles Limited	1,289.00 ✓	14.410000	18,574.49 ✓	10.49	13,524.51	5,049.98	37.34 %	1.02 %
COH.AX Cochlear Limited	67.00 ✓	229.070000	15,347.69 ✓	215.09	14,410.71	936.98	6.50 %	0.84 %
COL.AX Coles Group Limited.	904.00 ✓	18.420000	16,651.68 ✓	18.00	16,273.88	377.80	2.32 %	0.91 %
CBA.AX Commonwealth Bank Of Australia.	188.00 ✓	100.270000	18,850.76 ✓	80.34	15,103.68	3,747.08	24.81 %	1.03 %
CBAPK.AX Commonwealth Bank Of Australia.	289.00 ✓	99.190000	28,665.91 ✓	100.00	28,900.00	(234.09)	(0.81) %	1.57 %
CBAPL.AX Commonwealth Bank Of Australia.	296.00 ✓	100.490000	29,745.04 ✓	100.00	29,600.00	145.04	0.49 %	1.63 %

R&B McDougall Superannuation Fund

Investment Summary Report

As at 30 June 2023

Investment	Units	Market Price	Market Value	Average Cost	Accounting Cost	Unrealised Gain/(Loss)	Gain/(Loss)%	Portfolio Weight%	
CSL.AX	CSL Limited	125.00 ✓	277.380000	34,672.50 ✓	294.43	36,803.34	(2,130.84)	(5.79) %	1.90 %
IAGPE.AX	Insurance Australia Group Limited	290.00 ✓	101.200000	29,348.00 ✓	100.00	29,000.00	348.00	1.20 %	1.61 %
MBLPD.AX	Macquarie Bank Limited	300.00 ✓	99.800000	29,940.00 ✓	100.00	30,000.00	(60.00)	(0.20) %	1.64 %
MBLPC.AX	Macquarie Bank Limited (Netwealth Portfolio)	267.00 ✓	105.510000	28,171.17 ✓	109.06	29,118.26	(947.09)	(3.25) %	1.54 %
MQG.AX	Macquarie Group Limited	300.00 ✓	177.620000	53,286.00 ✓	165.54	49,663.29	3,622.71	7.29 %	2.92 %
MQGPD.AX	Macquarie Group Limited	277.00 ✓	104.950000	29,071.15 ✓	105.43	29,203.05	(131.90)	(0.45) %	1.59 %
MQGPF.AX	Macquarie Group Limited	200.00 ✓	103.840000	20,768.00 ✓	100.10	20,020.00	748.00	3.74 %	1.14 %
MFG.AX	Magellan Financial Group Limited	212.00 ✓	9.490000	2,011.88 ✓	57.68	12,229.11	(10,217.23)	(83.55) %	0.11 %
NABPF.AX	National Australia Bank Limited	271.00 ✓	103.948000	28,169.91 ✓	106.18	28,774.78	(604.87)	(2.10) %	1.54 %
NCM.AX	Newcrest Mining Limited	587.00 ✓	26.420000	15,508.54 ✓	27.25	15,993.82	(485.28)	(3.03) %	0.85 %
NXT.AX	Nextdc Limited	924.00 ✓	12.580000	11,623.92 ✓	11.65	10,768.21	855.71	7.95 %	0.64 %
ORG.AX	Origin Energy Limited	2,673.00 ✓	8.410000	22,479.93 ✓	5.23	13,991.07	8,488.86	60.67 %	1.23 %
RHCPA.AX	Ramsay Health Care Limited	284.00 ✓	103.990000	29,533.16 ✓	103.72	29,455.34	77.82	0.26 %	1.62 %
RMD.AX	Resmed Inc	569.00 ✓	32.810000	18,668.89 ✓	27.87	15,857.97	2,810.92	17.73 %	1.02 %
SUNPI.AX	Suncorp Group Limited	750.00 ✓	99.920000	74,940.00 ✓	100.00	75,000.00	(60.00)	(0.08) %	4.11 %
WES.AX	Wesfarmers Limited	195.00 ✓	49.340000	9,621.30 ✓	47.53	9,268.81	352.49	3.80 %	0.53 %
WBC.AX	Westpac Banking Corporation	735.00 ✓	21.340000	15,684.90 ✓	20.32	14,938.56	746.34	5.00 %	0.86 %
WBCPL.AX	Westpac Banking Corporation	200.00 ✓	102.040000	20,408.00 ✓	100.10	20,020.00	388.00	1.94 %	1.12 %
WBCPI.AX	Westpac Banking Corporation (Netwealth Portfolio)	277.00 ✓	102.179000	28,303.58 ✓	104.29	28,887.38	(583.80)	(2.02) %	1.55 %
WDS.AX	Woodside Energy Group Ltd	918.00 ✓	34.440000	31,615.92 ✓	23.82	21,862.62	9,753.30	44.61 %	1.73 %
WOW.AX	Woolworths Group Limited	421.00 ✓	39.730000	16,726.33 ✓	37.77	15,903.25	823.08	5.18 %	0.92 %
			795,441.60		769,665.34	25,776.26	3.35 %	43.59 %	
Shares in Listed Companies (Overseas)									
BABA.NYE	Alibaba Group Holding Ltd - ADR	51.00 ✓	125.037503	6,376.91 ✓	365.67	18,649.31	(12,272.40)	(65.81) %	0.35 %

R&B McDougall Superannuation Fund

Investment Summary Report

As at 30 June 2023

Investment	Units	Market Price	Market Value	Average Cost	Accounting Cost	Unrealised Gain/(Loss)	Gain/(Loss)%	Portfolio Weight%	
GOOGL.ND Q	Alphabet Inc - Ordinary Shares - Class A	200.00 ✓	179.567955	35,913.59 ✓	122.89	24,577.66	11,335.93	46.12 %	1.97 %
AMZN.NDQ	Amazon.com Inc.	120.00 ✓	195.559554	23,467.15 ✓	215.77	25,892.95	(2,425.80)	(9.37) %	1.29 %
AXP.NYE	American Express Co.	94.00 ✓	261.326130	24,564.66 ✓	167.74	15,767.30	8,797.36	55.79 %	1.35 %
AAPL.NDQ	Apple Inc.	148.00 ✓	290.984096	43,065.65 ✓	165.35	24,471.63	18,594.02	75.98 %	2.36 %
APTV.NYE	Aptiv PLC	89.00 ✓	153.150314	13,630.38 ✓	165.12	14,695.63	(1,065.25)	(7.25) %	0.75 %
BRKB.NYE	BRKB.NYE	67.00 ✓	511.551150	34,273.93 ✓	310.67	20,815.12	13,458.81	64.66 %	1.88 %
GILD.NDQ	Gilead Sciences Inc.	150.00 ✓	115.616561	17,342.48 ✓	82.05	12,308.06	5,034.42	40.90 %	0.95 %
HD.NYE	Home Depot, Inc.	32.00 ✓	466.006596	14,912.21 ✓	360.91	11,549.11	3,363.10	29.12 %	0.82 %
JNJ.NYE	Johnson & Johnson	54.00 ✓	248.304828	13,408.46 ✓	201.48	10,880.15	2,528.31	23.24 %	0.73 %
JPM.NYE	JPMorgan Chase & Co.	101.00 ✓	218.181816	22,036.36 ✓	165.27	16,692.06	5,344.30	32.02 %	1.21 %
MA.NYE	Mastercard Incorporated - Ordinary Shares - Class A	30.00 ✓	590.008995	17,700.27 ✓	454.62	13,638.65	4,061.62	29.78 %	0.97 %
MRK.NYE	Merck & Co Inc	99.00 ✓	173.102309	17,137.13 ✓	98.83	9,784.05	7,353.08	75.15 %	0.94 %
MSFT.NDQ	Microsoft Corporation	92.00 ✓	510.861081	46,999.22 ✓	289.03	26,590.75	20,408.47	76.75 %	2.58 %
OGN.NYE	Organon & Co.	9.00 ✓	31.218122	280.96 ✓	109.81	988.29	(707.33)	(71.57) %	0.02 %
PYPL.NDQ	PayPal Holdings Inc	52.00 ✓	100.105010	5,205.46 ✓	289.88	15,073.76	(9,868.30)	(65.47) %	0.29 %
PFE.NYE	Pfizer Inc.	213.00 ✓	55.025502	11,720.43 ✓	53.91	11,482.06	238.37	2.08 %	0.64 %
TSM.NYE	Taiwan Semiconductor Manufacturing - ADR	75.00 ✓	151.395138	11,354.64 ✓	147.83	11,087.54	267.10	2.41 %	0.62 %
TME.NYE	Tencent Music Entertainment Group - ADR	737.00 ✓	11.071107	8,159.41 ✓	22.56	16,627.50	(8,468.09)	(50.93) %	0.45 %
TSLA.NDQ	Tesla Inc	63.00 ✓	392.694266	24,739.74 ✓	265.96	16,755.52	7,984.22	47.65 %	1.36 %
					392,289.04	318,327.10	73,961.94	23.23 %	21.50 %
Shares in Unlisted Private Companies (Australian)									
Greatcell	Greatcell Energy Pty Ltd	300,000.00 ✓	0.250000 ✓	75,000.00 ✓	0.25	75,000.00	0.00	0.00 %	4.11 %
LavaBlue	Lava Blue Ltd ACN 605 427 478	1,000,000.00 ✓	0.225000 ✓	225,000.00 ✓	0.12	125,000.00	100,000.00	80.00 %	12.33 %
					300,000.00	200,000.00	100,000.00	50.00 %	16.44 %
Stapled Securities									
TCL.AX	Transurban Group	1,372.00 ✓	14.250000	19,551.00 ✓	13.84	18,982.69	568.31	2.99 %	1.07 %

R&B McDougall Superannuation Fund

Investment Summary Report

As at 30 June 2023

Investment	Units	Market Price	Market Value	Average Cost	Accounting Cost	Unrealised Gain/(Loss)	Gain/(Loss)%	Portfolio Weight%	
			19,551.00		18,982.69	568.31	2.99 %	1.07 %	
Units in Listed Unit Trusts (Australian)									
PLUS.AX	Vaneck Australian Corporate Bond PLUS Etf	2,053.00 ✓	16.000000	32,848.00 ✓	19.04	39,087.62	(6,239.62)	(15.96) %	1.80 %
SUBD.AX	Vaneck Australian Subordinated Debt Etf	1,539.00 ✓	24.830000	38,213.37 ✓	25.16	38,723.41	(510.04)	(1.32) %	2.09 %
VAP.AX	Vanguard Australian Property Securities Index Etf	1,199.00 ✓	77.300000	92,682.70 ✓	83.53	100,157.61	(7,474.91)	(7.46) %	5.08 %
			163,744.07		177,968.64	(14,224.57)	(7.99) %	8.97 %	
			1,824,882.74		1,656,385.75	168,496.99	10.17 %	100.00 %	



Macquarie Cash Management Account

MACQUARIE BANK LIMITED
ABN 46 008 583 542 AFSL 237502

enquiries 1800 806 310
transact@macquarie.com
www.macquarie.com.au

GPO Box 2520
Sydney, NSW 2001



R&B MCDUGALL SUPERANNUATION FUND
62
LAYCOCK STREET
PENSURST NSW 2222

1 Shelley Street
Sydney, NSW 2000

account balance **\$44,854.86** ✓
as at 30 Jun 23

account name R&B MCDUGALL SUPER PTY LTD ATF
R&B MCDUGALL SUPERANNUATION FUND
account no. 968403154

✓ Agrees BAL
30.6.2023

transaction	description	debits	credits	balance
30.12.22	OPENING BALANCE			19,042.29
16.01.23	Direct debit PEACOCKEACCOUNT PEACOCKEA_NAVK9Ufd	234.68		18,807.61
23.01.23	Funds transfer PP TO RHONDDA MCDUGALL	1,220.00		17,587.61
31.01.23	Interest MACQUARIE CMA INTEREST PAID*		32.49	17,620.10
15.02.23	Direct debit PEACOCKEACCOUNT PEACOCKEA_NM7Kx4fM	234.68		17,385.42
23.02.23	Funds transfer PP TO RHONDDA MCDUGALL	1,220.00		16,165.42
28.02.23	Interest MACQUARIE CMA INTEREST PAID*		26.81	16,192.23
15.03.23	Direct debit PEACOCKEACCOUNT PEACOCKEA_NWbgvV6z	234.68		15,957.55
23.03.23	Funds transfer PP TO RHONDDA MCDUGALL	1,220.00		14,737.55
31.03.23	Interest MACQUARIE CMA INTEREST PAID*		28.63	14,766.18
13.04.23	Deposit ATO ATO001000018214977		9,111.87	23,878.05
17.04.23	Direct debit PEACOCKEACCOUNT PEACOCKEA_NiEeFPuj	234.68		23,643.37

how to make a transaction

online
Log in to www.macquarie.com.au/personal

by phone
Call 133 275 to make a phone transaction

transfers from another bank account
Transfer funds from another bank to this account:
BSB 182 512
ACCOUNT NO. 968403154

deposits using BPay
From another bank



Bill code: 667022
Ref: 968 403 154

continued on next



Date	Transaction Description	Units	Amount	Balance
22/06/2023	Distribution - Westpac Capital Notes 9 22/06/2031		\$250.40	\$17,941.24
27/06/2023	Distribution - Westpac Banking Corporation		\$514.50	\$18,455.74
29/06/2023	Asset Purchase - US Dollar	78.75	-\$119.06	\$18,336.68
29/06/2023	Distribution - Gilead Sciences Inc		\$119.06	\$18,455.74
29/06/2023	Distribution - Lennox Australian Small Companies Fund		\$670.81	\$19,126.55
30/06/2023	Administration Fees		-\$229.65	\$18,896.90
30/06/2023	Ongoing Advice Fee		-\$1,232.01	\$17,664.89
30/06/2023	Family Fee Rebate - Administration Fees		\$92.94	\$17,757.83
30/06/2023	Cash Account Interest - Cash Account		\$42.11	\$17,799.94
	Cash at end of period			\$17,799.94

✓ Agrees BCU
30.6.23

Wrap Tax Statement

Financial Year ended 30/06/2023



Portfolio valuation as at 30 June 2023

Asset code	Asset name	Units	Price \$	Value \$
	Netwealth Cash Account			17,799.94 ✓
Asset				
BABA.NY	Alibaba Group Holding Ltd	51.0000 ✓	125.037503	6,376.91 ✓
GOOGL.ND	Alphabet Inc. Class A	200.0000 ✓	179.567955	35,913.59 ✓
AMZN.ND	Amazon.com Inc	120.0000 ✓	195.559554	23,467.15 ✓
AMC	Arcor PLC CDI	1,089.0000 ✓	14.860000	16,182.54 ✓
AXP.NY	American Express Company	94.0000 ✓	261.326130	24,564.66 ✓
AN3PI	ANZ Convertible Perpetual Cap Notes 6 20/09/2030	252.0000 ✓	101.070000	25,469.64 ✓
AN3PK	ANZ Convertible Perpetual Cap Notes 8 20/09/2032	300.0000 ✓	98.950000	29,685.00 ✓
ANZ	ANZ Group Holdings Limited	801.0000 ✓	23.710000	18,991.71 ✓
AAPL.ND	Apple Inc	148.0000 ✓	290.984096	43,065.65 ✓
APT.V.NY	Aptiv PLC	89.0000 ✓	153.150314	13,630.38 ✓
BRKB.NY	Berkshire Hathaway Class B	67.0000 ✓	511.551150	34,273.93 ✓
BHP	BHP Group Limited	594.0000 ✓	44.990000	26,724.06 ✓
BXB	Brambles Ltd	1,289.0000 ✓	14.410000	18,574.49 ✓
CBAPK	CBA PERLS XIV Capital Notes 17/06/2032	289.0000 ✓	99.190000	28,665.91 ✓
CBAPL	CBA PERLS XV Capital Notes 16/06/2031	296.0000 ✓	100.490000	29,745.04 ✓
COH	Cochlear Ltd	67.0000 ✓	229.070000	15,347.69 ✓
COL	Coles Group Limited	904.0000 ✓	18.420000	16,651.68 ✓
CBA	Commonwealth Bank of Australia	188.0000 ✓	100.270000	18,850.76 ✓
CSL	CSL Limited	125.0000 ✓	277.380000	34,672.50 ✓
GILD.ND	Gilead Sciences Inc	150.0000 ✓	115.616561	17,342.48 ✓
HD.NY	Home Depot Inc	32.0000 ✓	466.006596	14,912.21 ✓
IAGPE	IAG Capital Notes 2 15/03/2032	290.0000 ✓	101.200000	29,348.00 ✓
JNJ.NY	Johnson & Johnson	54.0000 ✓	248.304828	13,408.46 ✓
JPM.NY	JPMorgan Chase & Co	101.0000 ✓	218.181816	22,036.36 ✓
HOW3590AU	Lennox Australian Small Companies Fund	14,397.1206 ✓	1.299400	18,707.62 ✓
MBLPC	Macquarie Bank Capital Notes 2 21/12/2028	267.0000 ✓	105.510000	28,171.17 ✓
MBLPD	Macquarie Bank Capital Notes 3 08/09/2031	300.0000 ✓	99.800000	29,940.00 ✓
MQGPD	Macquarie Group Capital Notes 4 10/09/2029	277.0000 ✓	104.950000	29,071.15 ✓
MQGPF	Macquarie Group Capital Notes 6 12/09/2032	200.0000 ✓	103.840000	20,768.00 ✓

Wrap Tax Statement

Financial Year ended 30/06/2023



Portfolio valuation as at 30 June 2023

Asset code	Asset name	Units	Price \$	Value \$
MQG	Macquarie Group Ltd	300.0000 ✓	177.620000	53,286.00 ✓
MFG	Magellan Financial Group Ltd	212.0000 ✓	9.490000	2,011.88 ✓
MFGO	Magellan Financial Group Ltd Option Exp 16/04/2027	26.0000 ✓	0.200000	5.20 ✓
MA.NY	Mastercard Inc	30.0000 ✓	590.008995	17,700.27 ✓
MRK.NY	Merck & Co Inc	99.0000 ✓	173.102309	17,137.13 ✓
MSFT.ND	Microsoft Corporation	92.0000 ✓	510.861081	46,999.22 ✓
NABPF	NAB Capital Notes 3 19/06/2028	271.0000 ✓	103.948000	28,169.91 ✓
NCM	Newcrest Mining Ltd	587.0000 ✓	26.420000	15,508.54 ✓
NXT	NEXTDC Limited	924.0000 ✓	12.580000	11,623.92 ✓
OGN.NY	Organon & Co	9.0000 ✓	31.218122	280.96 ✓
ORG	Origin Energy Ltd	2,673.0000 ✓	8.410000	22,479.93 ✓
PYPL.ND	PayPal Holdings Inc	52.0000 ✓	100.105010	5,205.46 ✓
PFE.NY	Pfizer Inc	213.0000 ✓	55.025502	11,720.43 ✓
ETL0019AU	PIMCO Global Credit Fund - Wholesale Class	80,785.3337 ✓	0.853600	68,958.36 ✓
RHCPA	Ramsay Health Care Limited CARES	284.0000 ✓	103.990000	29,533.16 ✓
RMD	ResMed Inc CDI	569.0000 ✓	32.810000	18,668.89 ✓
SUNPI	Suncorp Group Limited Capital Notes 4 17/12/2030	750.0000 ✓	99.920000	74,940.00 ✓
TSM.NY	Taiwan Semiconductor Manufacturing Company Ltd	75.0000 ✓	151.395138	11,354.64 ✓
TME.NY	Tencent Music Entertainment Group ADR	737.0000 ✓	11.071107	8,159.41 ✓
TLA.ND	Tesla Inc	63.0000 ✓	392.694266	24,739.74 ✓
TCL	Transurban Group	1,372.0000 ✓	14.250000	19,551.00 ✓
FXUSD	US Dollar	2,353.8200 ✓	1.500150	3,531.08 ✓
PLUS	VanEck Australian Corporate Bond Plus ETF	2,053.0000 ✓	16.000000	32,848.00 ✓
SUBD	VanEck Australian Subordinated Debt ETF	1,539.0000 ✓	24.830000	38,213.37 ✓
VAP	Vanguard Australian Property Securities Index ETF	1,199.0000 ✓	77.300000	92,682.70 ✓
WES	Wesfarmers Limited	195.0000 ✓	49.340000	9,621.30 ✓
WBC	Westpac Banking Corporation	735.0000 ✓	21.340000	15,684.90 ✓
WBCPI	Westpac Capital Notes 6 31/07/2026	277.0000 ✓	102.179000	28,303.58 ✓
WBCPL	Westpac Capital Notes 9 22/06/2031	200.0000 ✓	102.040000	20,408.00 ✓
WDS	Woodside Energy Group Ltd	918.0000 ✓	34.440000	31,615.92 ✓
WOW	Woolworths Group Limited	421.0000 ✓	39.730000	16,726.33 ✓

Wrap Tax Statement

Financial Year ended 30/06/2023

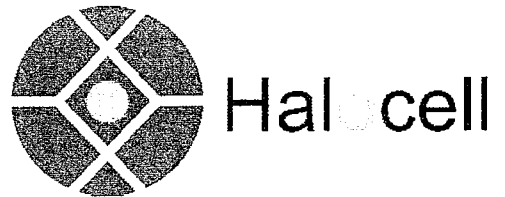
netwealth

Portfolio valuation as at 30 June 2023

Asset code	Asset name	Units	Price \$	Value \$
Subtotal				1,462,227.97
Income receivable				
HOW3590AU	Lennox Australian Small Companies Fund			249.65
ETL0019AU	PIMCO Global Credit Fund - Wholesale Class			249.96
TCL	Transurban Group			418.46
PLUS	VanEck Australian Corporate Bond Plus ETF			92.38
SUBD	VanEck Australian Subordinated Debt ETF			169.29
VAP	Vanguard Australian Property Securities Index ETF			994.02
Subtotal				2,173.76

Portfolio valuation as at 30 June 2023

1,482,201.67



9 November 2023

R&B MCDUGALL SUPER PTY LTD
62 LAYCOCK ROAD
PENSHURST, NSW, 2222

Dear Shareholder,

SHAREHOLDING IN GREATCELL ENERGY LIMITED AS AT 30 JUNE 2023

I hereby confirm that R&B McDougall Super Pty Ltd (ACN/ARBN: 644 394 712) <R & B McDougall Superannuation Fund> held 300,000 fully paid Class A ordinary shares in Greatcell Energy Limited trading as Halocell Energy (Greatcell) as at 30th June 2023.

Greatcell shares were last traded at A\$0.25 per share in January 2022. The Company is considering undertaking a small rights issue but the Directors do not believe this would be a valuation mark as it is small and internal and antecedent to a broader fundraise for which preliminary discussions have commenced.

Kind regards

A handwritten signature in black ink, appearing to read "Tom Fontaine", written over a light grey background.

Tom Fontaine,
Director

24 October 2023

To Whom It May Concern

**RE: Statement of Holdings: R&B McDougall Super Pty Ltd aff R&B McDougall
Superannuation Fund**

This letter is to confirm that at the date of issue of this statement:


**R&B McDougall Super Pty Ltd aff R&B McDougall Superannuation Fund
62 Laycock Road
PENSHURST NSW 2222**

was the registered holder of One Million only

1,000,000

fully paid ordinary shares in Lava Blue Ltd.

Regards,



Michael McCann
Managing Director
0412 281 637

FW: Lava Blue Valuation

Adam Lawrance <adam@lawrancepw.com.au>

Wed 1/17/2024 9:09 AM

To: Rhonda Wilkinson <Rhonda@peacockeaccountants.com.au>; John Curley <john.curley@peacockeaccountants.com.au>
Cc: Joseph Hoey <joseph@lawrancepw.com.au>

Hi Rhonda,

Please see below for the valuation on Lava Blue as requested.

Thanks kindly,

Adam

**LAWRANCE PRIVATE WEALTH**

Phone	02 6185 2710 0415 741 219
Mail	GPO Box 810 Canberra City ACT 2601
Address	Suite 2, Level 2, 15 London Circuit Canberra ACT 2601
Web	lawrancepw.com.au



Lawrance Private Wealth ABN: 12 628 405 952 | AFSL: 532 878

This email and any attachments may be confidential. Any unauthorised use of the contents is expressly prohibited. If you are not the intended recipient, please notify the sender immediately and delete all copies. This email and any attachments are subject to copyright. No part of this email or its attachments may be reproduced, adapted or communicated without the written consent of the copyright owner. We are not liable for the proper and complete transmission of the information contained in this communication nor for any delay in its receipt. It is the recipient's responsibility to examine this email and any attachments for viruses. The content and opinions of this email and any attachments are not necessarily the views of the company and its employees. If you do not wish to receive your reports by email, please notify us in writing by email or post.

From: James Palmer <James.Palmer@lavablue.com.au>
Sent: Wednesday, January 17, 2024 9:06 AM
To: Adam Lawrance <adam@lawrancepw.com.au>
Cc: Michael McCann (Lava Blue) <Michael.Mccann@lavablue.com.au>; David Knight (Lava Blue) <David.Knight@lavablue.com.au>
Subject: Re: Lava Blue Valuation

Good morning Adam

Lava Blue had 138,322,472 shares on issue as at 30 Jun 23. The last traded price was 22.5c which gives a company valuation of \$31,122,556 ✓

James Palmer
Finance Director
james.palmer@lavablue.com.au
+61 411 552 301

From: Adam Lawrance <adam@lawrancepw.com.au>
Date: Wednesday, 17 January 2024 at 8:52 am
To: James Palmer <James.Palmer@lavablue.com.au>

R&B McDougall Superannuation Fund

Investment Movement Report

As at 30 June 2023

Investment	Opening Balance		Additions		Disposals			Closing Balance		
	Units	Cost	Units	Cost	Units	Cost	Accounting Profit/(Loss)	Units	Cost	Market Value
Bank Accounts										
Macquarie Cash Management 3154		27,636.95		36,984.07		(19,766.16)			44,854.86	44,854.86
Netwealth Cash Account 060270		46,875.33		121,687.80		(150,763.19)			17,799.94	17,799.94
		74,512.28		158,671.87		(170,529.35)			62,654.80	62,654.80
Derivatives (Options, Hybrids, Future Contracts)										
FXUSD - FXUSD	402.29	569.59	1,951.53	2,899.07				2,353.82	3,468.66	3,531.05
MFGO.AX - Magellan Financial Group Limited	26.00	0.00						26.00	0.00	5.20
		569.59		2,899.07					3,468.66	3,536.25
Fixed Interest Securities (Australian) - Unitised										
PPCHB.AX - Peet Limited	131.00	13,053.00			(131.00)	(13,053.00)	47.00		0.00	
		13,053.00				(13,053.00)	47.00		0.00	
Managed Investments (Australian)										
HOW3590AU - Lennox Australian Small Comp Fd	14,397.12	24,000.00						14,397.12	24,000.00	18,707.62
ETL0019AU1 - PIMCO Global Credit Fd -Wsale CI	80,785.33	81,318.52						80,785.33	81,318.52	68,958.36
		105,318.52							105,318.52	87,665.98

R&B McDougall Superannuation Fund

Investment Movement Report

As at 30 June 2023

Investment	Opening Balance		Additions		Disposals			Closing Balance		
	Units	Cost	Units	Cost	Units	Cost	Accounting Profit/(Loss)	Units	Cost	Market Value
	587.00	15,993.82						587.00	15,993.82	15,508.54
NXT.AX - Nextdc Limited	821.00	9,655.81	103.00	1,112.40				924.00	10,768.21	11,623.92
ORG.AX - Origin Energy Limited	2,673.00	13,991.07						2,673.00	13,991.07	22,479.93
RHCPA.AX - Ramsay Health Care Limited	284.00	29,455.34						284.00	29,455.34	29,533.16
RMD.AX - Resmed Inc	569.00	15,857.97						569.00	15,857.97	18,668.89
SUNPI.AX - Suncorp Group Limited	750.00	75,000.00						750.00	75,000.00	74,940.00
WES.AX - Wesfarmers Limited	195.00	9,268.81						195.00	9,268.81	9,621.30
WBC.AX - Westpac Banking Corporation	735.00	14,938.56						735.00	14,938.56	15,684.90
WBCPL.AX - Westpac Banking Corporation			200.00	20,020.00				200.00	20,020.00	20,408.00
WBCPI.AX - Westpac Banking Corporation (Netwealth Portfolio)	277.00	28,887.38						277.00	28,887.38	28,303.58
WDS.AX - Woodside Energy Group Ltd	918.00	21,862.62						918.00	21,862.62	31,615.92
WOW.AX - Woolworths Group Limited	421.00	15,903.25						421.00	15,903.25	16,726.33
	699,212.22	155,917.40			(85,464.28)	(1,664.28)		769,665.34	795,441.60	

R&B McDougall Superannuation Fund

Investment Movement Report

As at 30 June 2023

Investment	Opening Balance		Additions		Disposals			Closing Balance		
	Units	Cost	Units	Cost	Units	Cost	Accounting Profit/(Loss)	Units	Cost	Market Value
	30.00	13,638.65						30.00	13,638.65	17,700.27
MRK.NYE - Merck & Co Inc	99.00	9,784.05						99.00	9,784.05	17,137.13
MSFT.NDQ - Microsoft Corporation	92.00	26,590.75						92.00	26,590.75	46,999.22
OGN.NYE - Organon & Co.	9.00	988.29						9.00	988.29	280.96
PYPL.NDQ - PayPal Holdings Inc	52.00	15,073.76						52.00	15,073.76	5,205.46
PFE.NYE - Pfizer Inc.	213.00	11,482.06						213.00	11,482.06	11,720.43
TSM.NYE - Taiwan Semiconductor Manufacturing - ADR	75.00	11,087.54						75.00	11,087.54	11,354.64
TME.NYE - Tencent Music Entertainment Group - ADR	737.00	16,627.50						737.00	16,627.50	8,159.41
TSLA.NDQ - Tesla Inc	21.00	16,755.52	63.00	16,755.52	(21.00)	(16,755.52)	0.00	63.00	16,755.52	24,739.74
		318,327.10		41,333.18		(41,333.18)	0.00		318,327.10	392,289.04
Shares in Unlisted Private Companies (Australian)										
Greatcell3 - Greatcell Energy Pty Ltd	300,000.00	75,000.00						300,000.00	75,000.00	75,000.00
LavaBlue1 - Lava Blue Ltd ACN 605 427 478	1,000,000.00	125,000.00						1,000,000.00	125,000.00	225,000.00

R&B McDougall Superannuation Fund

Investment Movement Report

As at 30 June 2023

Investment	Opening Balance		Additions		Disposals			Closing Balance		
	Units	Cost	Units	Cost	Units	Cost	Accounting Profit/(Loss)	Units	Cost	Market Value
		200,000.00							200,000.00	300,000.00
Stapled Securities										
TCL.AX4 - Transurban Group	1,372.00	18,982.69						1,372.00	18,982.69	19,551.00
		18,982.69							18,982.69	19,551.00
Units in Listed Unit Trusts (Australian)										
PLUS.AX1 - Vaneck Australian Corporate Bond PLUS Etf	2,053.00	39,087.62						2,053.00	39,087.62	32,848.00
SUBD.AX - Vaneck Australian Subordinated Debt Etf	1,539.01	38,723.41						1,539.00	38,723.41	38,213.37
VAP.AX1 - Vanguard Australian Property Securities Index Etf	1,199.00	100,157.61						1,199.00	100,157.61	92,682.70
		177,968.64							177,968.64	163,744.07
	1,607,944.04	358,821.52			(310,379.81)		(1,617.28)		1,656,385.75	1,824,882.74

77700 - Shares in Listed Companies (Overseas)

2023 Financial Year

Preparer Rhonda Wilkinson

Reviewer John Curley

Status Completed

Account Code	Description	CY Units	CY Balance	LY Units	LY Balance	Change
AAPL.NDQ	Apple Inc.	148.000000	\$43,065.65	148.000000	\$29,321.19	46.88%
AMZN.NDQ	Amazon.com Inc.	120.000000	\$23,467.15	120.000000	\$18,468.62	27.06%
APT.V.NYE	Aptiv PLC	89.000000	\$13,630.38	89.000000	\$11,482.44	18.71%
AXP.NYE	American Express Co.	94.000000	\$24,564.66	94.000000	\$18,914.61	29.87%
BABA.NYE	Alibaba Group Holding Ltd - ADR	51.000000	\$6,376.91	51.000000	\$8,401.22	(24.1)%
BRKB.NYE	BRKB.NYE	67.000000	\$34,273.93	67.000000	\$26,506.76	29.3%
GILD.NDQ	Gilead Sciences Inc.	150.000000	\$17,342.48	150.000000	\$13,458.41	28.86%
GOOGL.NDQ	Alphabet Inc - Ordinary Shares - Class A	200.000000	\$35,913.59	10.000000	\$31,578.89	13.73%
HD.NYE	Home Depot, Inc.	32.000000	\$14,912.21	32.000000	\$12,712.80	17.3%
JNJ.NYE	Johnson & Johnson	54.000000	\$13,408.46	54.000000	\$13,914.27	(3.64)%
JPM.NYE	JPMorgan Chase & Co.	101.000000	\$22,036.36	101.000000	\$16,481.10	33.71%
MA.NYE	Mastercard Incorporated - Ordinary Shares - Class A	30.000000	\$17,700.27	30.000000	\$13,738.43	28.84%
MRK.NYE	Merck & Co Inc	99.000000	\$17,137.13	99.000000	\$13,073.74	31.08%
MSFT.NDQ	Microsoft Corporation	92.000000	\$46,999.22	92.000000	\$34,225.21	37.32%
OGN.NYE	Organon & Co.	9.000000	\$280.96	9.000000	\$440.92	(36.28)%
PFE.NYE	Pfizer Inc.	213.000000	\$11,720.43	213.000000	\$16,210.75	(27.7)%

Account Code	Description	CY Units	CY Balance	LY Units	LY Balance	Change
PYPL.NDQ	PayPal Holdings Inc	52.000000	\$5,205.46	52.000000	\$5,262.54	(1.08)%
TME.NYE	Tencent Music Entertainment Group - ADR	737.000000	\$8,159.41	737.000000	\$5,370.52	51.93%
TSLA.NDQ	Tesla Inc	63.000000	\$24,739.74	21.000000	\$20,528.12	20.52%
TSM.NYE	Taiwan Semiconductor Manufacturing - ADR	75.000000	\$11,354.64	75.000000	\$8,884.58	27.8%
TOTAL		CY Units	CY Balance	LY Units	LY Balance	
		2476.000000	\$392,289.04	2244.000000	\$318,975.12	

Supporting Documents

◦ Investment Movement Report [Report](#)

External URLs

No External URLs

Standard Checklist

- Attach copies of Statements and Source Documentation
- Attach Investment Movement Report
- Ensure all Investments are valued at June 30 in Australian Dollars
- Ensure the investment is in accordance with the Fund's investment strategy
- Ensure the investment is in accordance with the SIS Act

R&B McDougall Superannuation Fund

Investment Movement Report

As at 30 June 2023

Investment	Opening Balance		Additions		Disposals			Closing Balance		
	Units	Cost	Units	Cost	Units	Cost	Accounting Profit/(Loss)	Units	Cost	Market Value
Bank Accounts										
Macquarie Cash Management 3154		27,636.95		36,984.07		(19,766.16)			44,854.86	44,854.86
Netwealth Cash Account 060270		46,875.33		121,687.80		(150,763.19)			17,799.94	17,799.94
		74,512.28		158,671.87		(170,529.35)			62,654.80	62,654.80
Derivatives (Options, Hybrids, Future Contracts)										
FXUSD - FXUSD	402.29	569.59	1,951.53	2,899.07				2,353.82	3,468.66	3,531.05
MFGO.AX - Magellan Financial Group Limited	26.00	0.00						26.00	0.00	5.20
		569.59		2,899.07					3,468.66	3,536.25
Fixed Interest Securities (Australian) - Unitised										
PPCHB.AX - Peet Limited	131.00	13,053.00			(131.00)	(13,053.00)	47.00		0.00	
		13,053.00				(13,053.00)	47.00		0.00	
Managed Investments (Australian)										
HOW3590AU - Lennox Australian Small Comp Fd	14,397.12	24,000.00						14,397.12	24,000.00	18,707.62
ETL0019AU1 - PIMCO Global Credit Fd -Wsale CI	80,785.33	81,318.52						80,785.33	81,318.52	68,958.36
		105,318.52							105,318.52	87,665.98

R&B McDougall Superannuation Fund

Investment Movement Report

As at 30 June 2023

Investment	Opening Balance		Additions		Disposals			Closing Balance		
	Units	Cost	Units	Cost	Units	Cost	Accounting Profit/(Loss)	Units	Cost	Market Value
	587.00	15,993.82						587.00	15,993.82	15,508.54
NXT.AX - Nextdc Limited	821.00	9,655.81	103.00	1,112.40				924.00	10,768.21	11,623.92
ORG.AX - Origin Energy Limited	2,673.00	13,991.07						2,673.00	13,991.07	22,479.93
RHCPA.AX - Ramsay Health Care Limited	284.00	29,455.34						284.00	29,455.34	29,533.16
RMD.AX - Resmed Inc	569.00	15,857.97						569.00	15,857.97	18,668.89
SUNPI.AX - Suncorp Group Limited	750.00	75,000.00						750.00	75,000.00	74,940.00
WES.AX - Wesfarmers Limited	195.00	9,268.81						195.00	9,268.81	9,621.30
WBC.AX - Westpac Banking Corporation	735.00	14,938.56						735.00	14,938.56	15,684.90
WBCPL.AX - Westpac Banking Corporation			200.00	20,020.00				200.00	20,020.00	20,408.00
WBCPI.AX - Westpac Banking Corporation (Netwealth Portfolio)	277.00	28,887.38						277.00	28,887.38	28,303.58
WDS.AX - Woodside Energy Group Ltd	918.00	21,862.62						918.00	21,862.62	31,615.92
WOW.AX - Woolworths Group Limited	421.00	15,903.25						421.00	15,903.25	16,726.33
	699,212.22		155,917.40		(85,464.28)		(1,664.28)	769,665.34		795,441.60

R&B McDougall Superannuation Fund

Investment Movement Report

As at 30 June 2023

Investment	Opening Balance		Additions		Disposals			Closing Balance		
	Units	Cost	Units	Cost	Units	Cost	Accounting Profit/(Loss)	Units	Cost	Market Value
	30.00	13,638.65						30.00	13,638.65	17,700.27
MRK.NYE - Merck & Co Inc	99.00	9,784.05						99.00	9,784.05	17,137.13
MSFT.NDQ - Microsoft Corporation	92.00	26,590.75						92.00	26,590.75	46,999.22
OGN.NYE - Organon & Co.	9.00	988.29						9.00	988.29	280.96
PYPL.NDQ - PayPal Holdings Inc	52.00	15,073.76						52.00	15,073.76	5,205.46
PFE.NYE - Pfizer Inc.	213.00	11,482.06						213.00	11,482.06	11,720.43
TSM.NYE - Taiwan Semiconductor Manufacturing - ADR	75.00	11,087.54						75.00	11,087.54	11,354.64
TME.NYE - Tencent Music Entertainment Group - ADR	737.00	16,627.50						737.00	16,627.50	8,159.41
TSLA.NDQ - Tesla Inc	21.00	16,755.52	63.00	16,755.52	(21.00)	(16,755.52)	0.00	63.00	16,755.52	24,739.74
		318,327.10		41,333.18		(41,333.18)	0.00		318,327.10	392,289.04
Shares in Unlisted Private Companies (Australian)										
Greatcell3 - Greatcell Energy Pty Ltd	300,000.00	75,000.00						300,000.00	75,000.00	75,000.00
LavaBlue1 - Lava Blue Ltd ACN 605 427 478	1,000,000.00	125,000.00						1,000,000.00	125,000.00	225,000.00

R&B McDougall Superannuation Fund

Investment Movement Report

As at 30 June 2023

Investment	Opening Balance		Additions		Disposals			Closing Balance		
	Units	Cost	Units	Cost	Units	Cost	Accounting Profit/(Loss)	Units	Cost	Market Value
		200,000.00							200,000.00	300,000.00
Stapled Securities										
TCL.AX4 - Transurban Group	1,372.00	18,982.69						1,372.00	18,982.69	19,551.00
		18,982.69							18,982.69	19,551.00
Units in Listed Unit Trusts (Australian)										
PLUS.AX1 - Vaneck Australian Corporate Bond PLUS Etf	2,053.00	39,087.62						2,053.00	39,087.62	32,848.00
SUBD.AX - Vaneck Australian Subordinated Debt Etf	1,539.01	38,723.41						1,539.00	38,723.41	38,213.37
VAP.AX1 - Vanguard Australian Property Securities Index Etf	1,199.00	100,157.61						1,199.00	100,157.61	92,682.70
		177,968.64							177,968.64	163,744.07
	1,607,944.04	358,821.52			(310,379.81)		(1,617.28)		1,656,385.75	1,824,882.74

77800 - Shares in Unlisted Private Companies (Australian)

2023 Financial Year

Preparer Rhonda Wilkinson

Reviewer John Curley

Status Completed

Account Code	Description	CY Units	CY Balance	LY Units	LY Balance	Change
Greatcell3	Greatcell Energy Pty Ltd	300000.000000	\$75,000.00	300000.000000	\$75,000.00	0%
LavaBlue1	Lava Blue Ltd ACN 605 427 478	1000000.000000	\$225,000.00	1000000.000000	\$200,000.00	12.5%
TOTAL		CY Units	CY Balance	LY Units	LY Balance	
		1300000.000000	\$300,000.00	1300000.000000	\$275,000.00	

Supporting Documents

- Investment Movement Report [Report](#)
- 2023 Trustees Declaration Unlisted Shares Signed R & B McDougall Super Fund.pdf
- Halocell Energy share confirmation 20231109 McDougall.pdf
- 2023 Shareholder Statement -R&B McDougall Super Pty Ltd atf R&B McDougall Superannuation Fund.pdf
- 2023 Share Valuation Confirmation - Lava Blue Director.pdf
- ASIC extract 20231023.pdf
- Lava Blue Ltd 30 June 2023 Financial Report - audit signed_cover.pdf
- Lavablue_Company Details_24 October 2023.pdf
- Halocell Annual Report 2023 final.pdf

External URLs

No External URLs

Standard Checklist

- Attach copies of Statements and Source Documentation
- Attach Investment Movement Report
- Ensure all Investments are valued correctly at June 30
- Ensure the investment is in accordance with the Fund's investment strategy
- Ensure the investment is in accordance with the SIS Act

TRUSTEE(S) DECLARATION
UNLISTED SHARES

We Bruce McDougall and Rhondda McDougall as director of the trustee company R & B McDougall Super Pty Ltd being the trustee of the R & B McDougall Superannuation Fund, ABN: 70 215 942 791, hereby **Declare**, that the unlisted shares in Great Cell Energy Pty Ltd ACN: 635 538 288 and Lava Blue Ltd ACN 605 427 478 are owned by the R & B McDougall Superannuation Fund and have not been pledged nor is there any charge over those shares held by the Fund. In addition, no trustee, member or related party of the trustee, member has gained a personal benefit from holding the shares in the above company as all gains associated with the shares are for the long term retirement benefit of the members, and transactions are conducted on an arm's length basis pursuant to section 109 of the SIS Act.

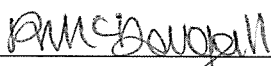
The SMSF holds 300,000 shares in Greatcell Energy Pty Ltd which represents approx.0.85% of the total shares on issue.

The SMSF holds 1,000,000 shares in Lava Blue Ltd which represents approx. 0.75% of the total shares on issue.


The investments in the unlisted shares are not an in – house asset.

Further, the Companies Secretaries have advised in writing the confirmation of holdings and valuations based on recent sales or purchases for the respective companies and these documents are attached.

For and on behalf of the Trustee(s)



Rhondda McDougall
Director
R & B McDougall Super Pty Ltd



Bruce McDougall
Director
R & B McDougall Super Pty Ltd

Dated: _____



Greatcell Energy Group trading as "Halocell Energy"

ABN: 65 635 538 288

ANNUAL REPORT

For the Year Ended 30 June 2023



Chairman's Letter to Shareholders

As chairman of the Company, I present our Annual Report for the Financial Year ended 30 June 2023.

This Company has a long and involved history and a shareholder base with somewhat different perspectives. What is the pleasing aspect in all our engagement with shareholders is the passion of views - we all care about Australia's sovereign capability and the opportunity to be a manufacturer of photovoltaic cells and the chance to impact the energy transition in a positive way. Notwithstanding our shared passions, the first matter at hand for the Board this year - and I think we have gone a long way towards this goal - has been to reduce the "shadow of history" (relating to Greatcell's complicated corporate past) and the impact of variance of shareholder perspectives. Our shareholders have different views on transactional steps and go-to-market strategies and officeholding eligibilities and it has not been easy to conform these views. We are continually thinking through this - having regard to the best interests of all shareholders as a whole, and our considered business judgement of what would maximise that best interest. Our name change to Halocell Energy is a small cosmetic, but important, exemplar of our attempts in this respect.

The second matter for the Board has been to find ways to develop corporate capability to be a manufacturer – making something against a real customer order. What I mean here is the organisational engineering required to fulfil these tasks (finding customers, and making something that matches) in a reliable, repeatable and potentially scalable way. This sounds simplistic but organisational engineering is an under-appreciated task in pre-revenue companies. What we have needed to do is empower the Wagga team more and integrate Italy in a consolidated way, including financially. The recent appointments of Paul Moonie and Luca Sorbello to the Board are part of that.

The third matter is to find money This has not been easy given market conditions, which are, in my experience, the worst for unlisted technology companies for at least the last 30 years. Investors are prioritising liquidity and revenue and bigger companies. Compounding our financing headwinds is the fact that the small VC investment community in Australia are adversely influenced by our "shadow of history" of the Greatcell name and our public company status. We are still pursuing funding options and communication to shareholders regarding that will be done outside this official reporting process.

On operational performance - finding customers and being able to make the produce they want - please refer to the Newsletter from Managing Director, Paul Moonie, which was emailed to Shareholders on 27 October 2023, for an update on the wonderful progress being made by our teams in Wagga and Rome.

On behalf of the Board, we express our gratitude for the support of our shareholders and hope for a positively eventful next financial year.

DocuSigned by:

James Kruger

8D9A4D6BE2E147B...

James Kruger,
Chairman

Greatcell Energy Group trading as "Halocell Energy"

ABN: 65 635 538 288

Contents

For the Year Ended 30 June 2023

	Page
Financial Statements	
Directors' Report	1
Auditor's Independence Declaration under Section 307C of the Corporations Act 2001	8
Statement of Profit or Loss and Other Comprehensive Income	9
Statement of Financial Position	10
Statement of Changes in Equity	11
Statement of Cash Flows	13
Notes to the Financial Statements	14
Directors' Declaration	47
Independent Audit Report	48

Greatcell Energy Group trading as "Halocell Energy"

ABN: 65 635 538 288

Directors' Report For the Year Ended 30 June 2023

The directors present their report, together with the financial statements of the Group, being the Company and its controlled entities, for the financial year ended 30 June 2023.

1. General information

Directors

The names of the directors in office at any time during, or since the end of, the year are:

Names	Position	Appointed/Resigned
James Kruger	Non-Executive Director	Appointed 19 December 2022
Paul Moonie	Managing Director	Appointed 23 October 2023
Tom Fontaine	Executive Director	
Luca Sorbello *	Executive Director	Appointed 23 October 2023
Andrew Carstens	Non-Executive Director	
Gavin Tulloch	Executive Director	Resigned 9 November 2022
Uwe Boettcher *	Non-Executive Director	Resigned 19 September 2023
Sylvia Tulloch	Non-Executive Director	Appointed 16 February 2023, resigned 29 June 2023

Directors have been in office since the start of the financial year to the date of this report unless otherwise stated.

* Sylvia Tulloch was also an alternate director for Gavin Tulloch until his resignation on 9 November 2022.

Information on directors

The names of each person who has been a director during the year and to the date of this report are:

James Kruger	Non-Executive Chairman (Appointed 19 December 2022)
Experience and expertise	Mr Kruger is a global consultant in cleantech and has been a long-time investor in quantum computing and other next frontier technologies. He also advises technology companies on commercialization, utilizing his legal and investment banking skills from a 20+ year career at Macquarie. He has a passion for improving the sovereign capability of Australia through the commercialization of its research and IP capabilities.
Paul Moonie	Managing Director (Appointed 23 October 2023)
Experience	Paul Moonie has 20+ years of R&D experience in 3rd generation photovoltaics, upscaling the world's first Dye Solar Cell pilot production at Dyesol Australia Limited. Paul leads the team at Wagga Wagga's pilot production facility and is working to bring Halocell's Perovskite solar cells to commercial production.

* Event after 30 June 2023

Mr. Moonie was appointed to the Board on 23 October 2023.

Greatcell Energy Group trading as "Halocell Energy"

ABN: 65 635 538 288

Directors' Report For the Year Ended 30 June 2023

1. General information (continued)

Information on directors (continued)

Tom Fontaine

Experience and expertise

Executive Director

Tom Fontaine is a professional engineer with majors in physics and mathematics. He is an experienced company director who has considerable experience in the energy industry. He has been a founder of Bounty Oil & Gas, PetroAustralis, Chameleon Innovations and on the board and management of a number of private and ASX listed companies including Magnum Gas & Power, BPH Energy and Kinetiko Energy.

Tom was a founder and director of Pure Energy Resources Limited (ASX: PES) which listed on the ASX in 2006 and was purchased by takeover for \$1 billion in 2010. He has been a founder and builder of successful energy companies in Africa, Cuba, North America and Australia.

Andrew Carstens

Experience and expertise

Non-Executive Director

Andrew Carstens is an engineer with an MBA, having worked in engineering, venture capital and management consulting over the last 30 years. In 2005 he was a founder of Envista Pty Ltd, an information technology company serving Defence and National Security clients. Envista grew rapidly and was eventually acquired by Australia's fourth largest employer Downer EDI Ltd in 2018 to form Downer Defence Systems.

In recent years, Andrew has pursued other growth business opportunities as an investor and director, including open source intelligence services business Worldstack, and reg-tech company CastlePoint, along with investments in a range of innovative companies in sectors including battery, solar, soil conditioning and carbon capture, and a craft brewery.

Luca Sorbello *

Experience and expertise

Executive Director

Luca Sorbello is the Managing Director of our Italian subsidiary, Greatcell Solar Italia s.r.l. trading as Halocell Italia (HCI). Luca holds a Master of Arts in "Business Organization and Management" and a Ph.D. in Industrial Management from the Engineering Management school at Tor Vergata. He has published several articles and books in the field of management, renewable energies and DSSC – PSK solar. He is the global sales and marketing manager for the Halocell group and manages all the research projects for HCI.

Mr. Sorbello was appointed to the Board on 23 October 2023.

* Event after 30 June 2023

Greatcell Energy Group trading as "Halocell Energy"

ABN: 65 635 538 288

Directors' Report For the Year Ended 30 June 2023

1. General information (continued)

Information on directors (continued)

Gavin Tulloch

Executive Director

(Resigned 9 November 2022)

Experience and expertise

Gavin Tulloch jointly founded Dyesol Ltd (ASX: DYE) in 2004 (then GSL). He managed the international expansion of the business, establishing and directing subsidiaries in UK, Switzerland, Italy, Germany, Singapore and Korea. Gavin was appointed Managing Director from 2008 to 2010, and subsequently CTO and Executive Director until 2012. Since 2012, until 2019 when he established the Greatcell Rescue Group, Gavin has been an international business and technology consultant based mainly in Europe, working partly in the field of PSC development and as Visiting Professor at the Chinese Academy of Sciences. Gavin holds a PhD from the University of New South Wales in the field of perovskite semiconducting oxides and is a Fellow of Australian Institute of Company Directors (FAICD).

Uwe Boettcher *

Non-Executive Director

Experience and expertise

Uwe is a lawyer by profession. He began investing in start-ups 20 years ago and was one of the founders of Capital Angels and the Griffin Accelerator. He is a well-regarded company director and chairman of a number of successful companies including Mineral Carbonation International and was a director and the chairman of ASX listed Xtek Limited for 13 years until resigning in February 2022. Uwe founded the Ironbark Group of high net-worth investors. He manages an extensive family investment portfolio of both listed and unlisted companies.

* Event after 30 June 2023

Mr. Boettcher resigned from the Board on 19 September 2023.

Greatcell Energy Group trading as "Halocell Energy"

ABN: 65 635 538 288

Directors' Report For the Year Ended 30 June 2023

1. General information (continued)

Information on directors (continued)

Sylvia Tulloch	Non-Executive Director (Appointed 16 February 2023, resigned 29 June 2023) Alternate Director for Gavin Tulloch (Ceased 9 November 2022)
Experience and expertise	Sylvia Tulloch was co-founder of Dyesol Ltd in 2004. Her other ASX roles include as director, then Chair of Ecoquest Limited, now Cynata Limited (CYP) from 2009 to 2012, and, since 2020, Chair of Zeotech Ltd (ZEO). As Chair of Griffin Accelerator Holdings and a member of the CBRIN Board, she is an active member of the Canberra innovation ecosystem, and mentor to companies in the Accelerator programme. Companies in which Sylvia is a shareholder, angel investor and Director include Uniflow Power - commercialising biomass fuelled small scale electricity generators, PSI - commercialising fibre optic sensor systems particularly for health assessment, Lava Blue - a company with a mine-to market business plan for high purity battery minerals, Wildlife Drones, and Sundrive Solar - which is developing next generation PV conductor systems. Sylvia has been active in government liaison, both at company and industry levels. She has been on the Boards of several Cleantech industry associations.

Directors have been in office since the start of the financial year to the date of this report unless otherwise stated.

Principal activities

The principal activities of the Group during the financial year consisted of research and development and sales in the field of solar energy.

No significant change in the nature of these activities occurred during the year.

2. Operating results and review of operations for the year

Operating results

The consolidated loss of the Group amounted to \$ (1,435,314) (2022: \$ (880,867)).

Greatcell Energy Group trading as "Halocell Energy"

ABN: 65 635 538 288

Directors' Report For the Year Ended 30 June 2023

2. Operating results and review of operations for the year (continued)

Review of operations

A review of the operations of the Group during the financial year and the results of those operations show continued strong progress towards establishing a production facility for manufacturing perovskite solar cell (PSC) modules at Wagga Wagga and undertaking considerable research toward optimising the materials and processes for producing them.

The Group has changed its name from Greatcell Energy to Halocell Energy. The new name 'Halocell' reflects the halides used in perovskites, and the dawn-to-dusk superior harvesting of light to energy. At present, Halocell Energy is a registered business name, however the company intends to seek shareholder approval at the upcoming AGM to formally change its name to Halocell Energy Limited.

Collaborations:

Halocell is part of a collaboration led by Gilmour Space that was awarded an Australian Government Modern Manufacturing Initiative grant. Under the two-year project that commenced on 1 April 2023, Gilmour Space aims to develop an Australian Space Manufacturing Network (ASMN), a national network dedicated to advancing space technology development and manufacturing in Australia. Halocell will receive funding of up to \$626,670 to help design, develop and establish manufacturing facilities for flexible perovskite solar modules to power the next generation of Australian built satellites.

In June 2023, Halocell was awarded a \$2M grant through the Australian Government's Collaborative Research Centre – Projects (CRC-P) Round 14. Halocell is leading a partnership with Queensland University of Technology and First Graphene Ltd (ASX:FGR), with Halocell eligible to receive up to \$1,368,591 in funding. The three-year project is focused on developing roll-to-roll ("R2R") production of ultra-low cost perovskite cells.

The Company's wholly owned Italian subsidiary, Greatcell Solar Italia s.r.l. ("GSI") is part of the SUNREY EU grant project for which GSI is receiving funding of €478,000. This three-year project commenced in November 2022 and is examining all aspects of the design and manufacture of perovskite photovoltaic devices to improve their reliability and extend their operating life.

GSI is also part of a new SolMates EU grant project that aims to provide a novel industrial, scalable technology for producing flexible, durable, made-to-measure, two-terminal CIGSe/perovskite multijunction thin-film PV modules. GSI stands to receive €407,500 for its role in the three-year project which commences 1 December 2023.

Halocell is also part of an ARENA partnership with UNSW to develop rapid in-line QA testing for R2R solar modules and a three-year ARC Linkage grant project with Queensland University of Technology (QUT) to develop industrially viable routes for the fabrication of perovskite solar cells.

Technical:

During 2022-23 PSC modules produced at the Wagga pilot facility have passed and far exceeded the required IEC standards meaning that a viable product warranty for the Horizon 1 product range is now validated.

Halocell has acquired a new high resolution metal 3D printer from Syenta (as their first customer) and is utilising it to improve cell efficiency.

During the 2023 financial year, Halocell established the factory design, factory floorplan laydown, manufacturing throughput modelling (with external validation), process map and budget in preparation for progressing to R2R manufacturing at scale.

Halocell has been investigating the most suitable, high tech R2R equipment to match our advanced photovoltaic technology, sending out 'proof-to-supply' tenders to R2R vendors worldwide. We have also commissioned equipment vendors to do some proof-of-concept work to demonstrate their best efforts to service the planned Wagga PSC line.

Greatcell Energy Group trading as "Halocell Energy"

ABN: 65 635 538 288

Directors' Report For the Year Ended 30 June 2023

2. Operating results and review of operations for the year (continued)

Review of operations (continued)

Corporate:

During the 2023 financial year, GSI attained revenues of \$230,688 (2022: \$142,054) from the sale of specialised laboratory manufacturing and testing equipment for research and development of dye sensitized solar cells and perovskite solar cells and devices. GSI also received grant funding of \$546,989 (2022: \$478,679) for its involvement in collaborative European Union perovskite solar cell research projects.

There have been several changes in the Board of Directors for Halocell since 30 June 2022. In November 2022, Gavin Tulloch resigned his position and in December 2022, James Kruger joined the Board as Non-Executive Chairman. Sylvia Tulloch joined the Board in February 2023 until her resignation in June 2023. Since the end of the 2023 financial year, Uwe Boettcher resigned from the Board in September 2023, with Paul Moonie and Luca Sorbello recently being appointed as directors on 23 October 2023. The Board now comprises five directors with considerable corporate, commercial and technical expertise.

3. Other items

Significant changes in state of affairs

The Group is now trading under the registered business name Halocell Energy. There have been no other significant changes in the state of affairs of entities in the Group during the year.

Matters or circumstances arising after the end of the year

Mr. Uwe Boettcher resigned from the Board on 19 September 2023. On 23 October 2023, Mr. Paul Moonie was appointed as Managing Director and Mr. Luca Sorbello was appointed as an Executive Director of Greatcell Energy Limited.

On 3 October 2023, Halocell executed a joint development agreement with next-generation battery manufacturer Li-S Energy Ltd (ASX: LIS) and specialty drone company V-Tol Aerospace Pty Ltd for a two-year collaboration to develop High Altitude Long Endurance (HALE) drones for Defence, first responders, and utility companies.

Subject to the above mentioned, no other matters or circumstances have arisen since the end of the financial year which significantly affected or could significantly affect the operations of the Group, the results of those operations or the state of affairs of the Group in future financial years.

Future developments and results

Information on likely developments in the operations of the Group and the expected results of operations have not been included in this report because the directors believe it would be likely to result in unreasonable prejudice to the consolidated entity.

Environmental matters

The Group's operations are not regulated by any significant environmental regulations under a law of the Commonwealth or of a state or territory.

Greatcell Energy Group trading as "Halocell Energy"

ABN: 65 635 538 288

Directors' Report For the Year Ended 30 June 2023

Company secretary

The following person held the position of Company secretary at the end of the financial year.

Murray Wylie (B.Comm) has been the company secretary since 15 September 2020. He has more than 40 years' experience in administrative and accounting roles in both the public and private sectors. Mr. Wylie holds a Bachelor of Commerce degree and is a member of the Governance Institute of Australia. He has 15 years' experience as a Company Secretary, including working for several ASX and AIM listed companies.

Meetings of directors

During the financial year, 21 meetings of directors were held. Due to the Company's current status, the Board has elected not to appoint separate committees as all directors are involved in reviewing and directing the operations of the Company including audit and remuneration matters. Attendances by each director during the year were as follows:

	Directors' Meetings	
	Number eligible to attend	Number attended
James Kruger	13	13
Tom Fontaine	21	21
Andrew Carstens	21	20
Uwe Boettcher *	21	19
Gavin Tulloch	5	5
Sylvia Tulloch	15	15

Indemnification and insurance of officers and auditors

No indemnities have been given or insurance premiums paid, during or since the end of the financial year, for any person who is or has been an officer or auditor of Greatcell Energy Group trading as "Halocell Energy".

Auditor's independence declaration

The lead auditor's independence declaration in accordance with section 307C of the *Corporations Act 2001*, for the year ended 30 June 2023 has been received and can be found on page 8 of the financial report.

Signed in accordance with a resolution of the Board of Directors:

Director: 

Director: 

Dated this 1 day of November 2023

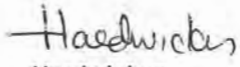
Greatcell Energy Group trading as "Halocell Energy"

ABN: 65 635 538 288

**Auditor's Independence Declaration under Section 307C of the
Corporations Act 2001 to the Directors of Greatcell Energy Group trading
as "Halocell Energy" and Controlled Entities**

I declare that, to the best of my knowledge and belief, during the year ended 30 June 2023, there have been:

- (i) no contraventions of the auditor independence requirements as set out in the *Corporations Act 2001* in relation to the audit; and
- (ii) no contraventions of any applicable code of professional conduct in relation to the audit.


Hardwickes
Chartered Accountants



Bhaumik Bumia CA
Partner

02/11/2023
Canberra

Greatcell Energy Group

ABN: 65 635 538 288

Statement of Profit or Loss and Other Comprehensive Income For the Year Ended 30 June 2023

		2023	2022
	Note	\$	\$
Revenue	4	759,869	618,655
Other income	4	700,617	845,331
Administrative expenses		(314,539)	(182,836)
Amortisation - Intangible assets	11(a)	(9,023)	(187,058)
Consultancy fees		(420,964)	(234,050)
Depreciation - property, plant and equipment	10(a)	(246,201)	(164,389)
Depreciation - right-of-use assets	12	(34,124)	(30,799)
Employee benefits expense	5	(1,255,916)	(904,149)
Finance expenses	6	(11,289)	(28,032)
Impairment expenses	5	-	(66,233)
Materials		(362,256)	(186,457)
Rent		(7,200)	(16,200)
Services		(130,240)	(170,454)
Technical expenses		(104,048)	(174,196)
Profit before income tax		(1,435,314)	(880,867)
Income tax expense	9	-	-
Profit for the year		(1,435,314)	(880,867)
Other comprehensive income, net of income tax		-	-
Total comprehensive income for the year		(1,435,314)	(880,867)

The accompanying notes form part of these financial statements.

Greatcell Energy Group

ABN: 65 635 538 288

Statement of Financial Position

As At 30 June 2023

	Note	2023 \$	2022 \$
ASSETS			
CURRENT ASSETS			
Cash and cash equivalents	7	451,095	986,189
Trade and other receivables	8	899,891	983,257
Other assets	13	5,698	5,409
TOTAL CURRENT ASSETS		1,356,684	1,974,855
NON-CURRENT ASSETS			
Trade and other receivables	8	5,400	5,400
Property, plant and equipment	10	422,810	554,389
Intangible assets	11	270,016	210,678
Right-of-use assets	12	9,910	38,499
TOTAL NON-CURRENT ASSETS		708,136	808,966
TOTAL ASSETS		2,064,820	2,783,821
LIABILITIES			
CURRENT LIABILITIES			
Trade and other payables	14	290,875	137,580
Borrowings	15	228,780	7,088
Lease liabilities	12	11,953	37,368
Employee benefits	19	189,999	167,257
Unearned income	16	609,810	446,454
TOTAL CURRENT LIABILITIES		1,331,417	795,747
NON-CURRENT LIABILITIES			
Lease liabilities	12	-	9,653
Employee benefits	19	3,782	-
TOTAL NON-CURRENT LIABILITIES		3,782	9,653
TOTAL LIABILITIES		1,335,199	805,400
NET ASSETS		729,621	1,978,421
EQUITY			
Issued capital	17	3,738,930	3,738,930
Reserves	18	269,240	121,213
Retained earnings		(3,278,549)	(1,881,722)
TOTAL EQUITY		729,621	1,978,421

The accompanying notes form part of these financial statements.

Greatcell Energy Group

ABN: 65 635 538 288

Statement of Changes in Equity

For the Year Ended 30 June 2023

2023

	Ordinary Shares	Retained Earnings	Future Capital Increase	Foreign Currency Translation Reserve	Option Reserve	Convertible Instruments Reserve	Other Reserves	Total
	\$	\$	\$	\$	\$	\$	\$	\$
Balance at 1 July 2022	3,738,930	(1,881,722)	62,771	19,122	36,285	-	3,035	1,978,421
(Loss) for the year	-	(1,435,314)	-	-	-	-	-	(1,435,314)
Transactions with owners in their capacity as owners								
Contribution of equity, net of transaction costs	-	-	-	-	-	25,000	-	25,000
Share options issued during the year	-	-	-	-	76,527	-	-	76,527
Transfers from general reserve to retained earnings	-	36,683	(28,350)	-	(8,333)	-	-	-
Current year translation balancing amount	-	1,804	-	83,183	-	-	-	84,987
Balance at 30 June 2023	3,738,930	(3,278,549)	34,421	102,305	104,479	25,000	3,035	729,621

The accompanying notes form part of these financial statements.

Greatcell Energy Group

ABN: 65 635 538 288

Statement of Changes in Equity

For the Year Ended 30 June 2023

2022

	Ordinary Shares	Retained Earnings	Future Capital Increase	Foreign Currency Translation Reserve	Option Reserve	Convertible Instruments Reserve	Other Reserves	Total
	\$	\$	\$	\$	\$	\$	\$	\$
Balance at 1 July 2021	1,453,335	(1,267,482)	65,443	(923)	-	-	284,079	534,452
Restatement due to adoption of AASB 16	-	(9,784)	-	-	-	-	-	(9,784)
Balance at 1 July 2021 restated	1,453,335	(1,277,266)	65,443	(923)	-	-	284,079	524,668
(Loss) for the year	-	(880,867)	-	-	-	-	-	(880,867)
Transactions with owners in their capacity as owners								
Shares issued during the year	2,346,545	-	-	-	-	-	-	2,346,545
Transaction costs	(60,950)	-	-	-	-	-	-	(60,950)
Share options issued during the year	-	-	-	-	36,285	-	-	36,285
Transfers from general reserve to retained earnings	-	280,914	-	-	-	-	(280,914)	-
Current year translation balancing amount	-	(4,503)	(2,672)	20,045	-	-	(130)	12,740
Balance at 30 June 2022	3,738,930	(1,881,722)	62,771	19,122	36,285	-	3,035	1,978,421

The accompanying notes form part of these financial statements.

Greatcell Energy Group

ABN: 65 635 538 288

Statement of Cash Flows For the Year Ended 30 June 2023

	2023	2022
Note	\$	\$
CASH FLOWS FROM OPERATING ACTIVITIES:		
Receipts from customers	1,151,543	712,282
Payments to suppliers and employees	(2,360,293)	(1,904,124)
Interest received	2,051	90
Interest paid	(8,845)	(13,724)
R&D tax incentive refund	641,096	207,153
Net cash (used in) operating activities	26 <u>(574,448)</u>	<u>(998,323)</u>
CASH FLOWS FROM INVESTING ACTIVITIES:		
Proceeds from sale of plant and equipment	-	15,200
Payment for intangible asset	-	(18,606)
Purchase of property, plant and equipment	(150,406)	(511,276)
Net cash (used in) investing activities	<u>(150,406)</u>	<u>(514,682)</u>
CASH FLOWS FROM FINANCING ACTIVITIES:		
Proceeds from issue of shares	25,000	2,281,370
Proceeds from borrowings	221,692	66,047
Repayment of borrowings	-	(269,252)
Share issue costs	-	(3,475)
Payment of lease liabilities	(56,932)	(32,061)
Net cash provided by financing activities	<u>189,760</u>	<u>2,042,629</u>
Net increase in cash and cash equivalents held	(535,094)	529,624
Cash and cash equivalents at beginning of year	986,189	456,565
Cash and cash equivalents at end of financial year	7 <u>451,095</u>	<u>986,189</u>

The accompanying notes form part of these financial statements.

Greatcell Energy Group

ABN: 65 635 538 288

Notes to the Financial Statements For the Year Ended 30 June 2023

The financial report covers Greatcell Energy Group trading as "Halocell Energy" and its controlled entities ('the Group'). Greatcell Energy Group trading as "Halocell Energy" is a for-profit Company limited by shares, incorporated and domiciled in Australia.

The principal activities of the Company for the year ended 30 June 2023 consisted of research and development and sales in the field of solar energy. No significant change in the nature of these activities occurred during the year.

Each of the entities within the Group prepare their financial statements based on the currency of the primary economic environment in which the entity operates (functional currency). The consolidated financial statements are presented in Australian dollars which is the parent entity's functional and presentation currency.

Comparatives are consistent with prior years, unless otherwise stated.

1 Basis of Preparation

The financial statements are general purpose financial statements that have been prepared in accordance with the Australian Accounting Standards and the *Corporations Act 2001*.

The financial statements have been prepared on an accruals basis and are based on historical costs modified, where applicable, by the measurement at fair value of selected non-current assets, financial assets and financial liabilities.

Significant accounting policies adopted in the preparation of these financial statements are presented below and are consistent with prior reporting periods unless otherwise stated.

2 Summary of Significant Accounting Policies

(a) Revenue and other income

Revenue from contracts with customers

The core principle of AASB 15 is that revenue is recognised on a basis that reflects the transfer of promised goods or services to customers at an amount that reflects the consideration the Group expects to receive in exchange for those goods or services.

Generally the timing of the payment for sale of goods and rendering of services corresponds closely to the timing of satisfaction of the performance obligations, however where there is a difference, it will result in the recognition of a receivable, contract asset or contract liability.

None of the revenue streams of the Group have any significant financing terms as there is less than 12 months between receipt of funds and satisfaction of performance obligations.

Specific revenue streams

The revenue recognition policies for the principal revenue streams of the Group are:

Sale of goods

Revenue from the sale of goods is recognised at the point in time when the customer acquires control of the goods, which is generally at the time of delivery.

The accompanying notes form part of these financial statements.

Notes to the Financial Statements

For the Year Ended 30 June 2023

2 Summary of Significant Accounting Policies (continued)

(a) Revenue and other income (continued)

Specific revenue streams (continued)

Government grants

Government grants relating to costs are deferred and recognised in profit or loss over the period necessary to match them with the costs that they are intended to compensate.

Other income

Other income is recognised on an accruals basis when the Group is entitled to it.

(b) Income Tax

The tax expense recognised in the statement of profit or loss and other comprehensive income comprises current income tax expense plus deferred tax expense.

Current tax is the amount of income taxes payable (recoverable) in respect of the taxable profit (loss) for the year and is measured at the amount expected to be paid to (recovered from) the taxation authorities, using the tax rates and laws that have been enacted or substantively enacted by the end of the reporting period. Current tax liabilities (assets) are measured at the amounts expected to be paid to (recovered from) the relevant taxation authority.

Deferred tax is provided on temporary differences which are determined by comparing the carrying amounts of tax bases of assets and liabilities to the carrying amounts in the consolidated financial statements.

Deferred tax is not provided for the following:

- The initial recognition of an asset or liability in a transaction that is not a business combination and at the time of the transaction, affects neither accounting profit nor taxable profit (tax loss).
- Taxable temporary differences arising on the initial recognition of goodwill.
- Temporary differences related to investment in subsidiaries, associates and jointly controlled entities to the extent that the Group is able to control the timing of the reversal of the temporary differences and it is probable that they will not reverse in the foreseeable future.

Deferred tax assets and liabilities are measured at the tax rates that are expected to apply to the period when the asset is realised or the liability is settled, based on tax rates (and tax laws) that have been enacted or substantively enacted by the end of the reporting period.

Deferred tax assets are recognised for all deductible temporary differences and unused tax losses to the extent that it is probable that taxable profit will be available against which the deductible temporary differences and losses can be utilised.

Current and deferred tax is recognised as income or an expense and included in profit or loss for the period except where the tax arises from a transaction which is recognised in other comprehensive income or equity, in which case the tax is recognised in other comprehensive income or equity respectively.

The accompanying notes form part of these financial statements.

Notes to the Financial Statements For the Year Ended 30 June 2023

2 Summary of Significant Accounting Policies (continued)

(c) Borrowing costs

Borrowing costs that are directly attributable to the acquisition, construction or production of a qualifying asset are capitalised as part of the cost of that asset.

All other borrowing costs are recognised as an expense in the period in which they are incurred.

(d) Goods and services tax (GST)

Revenue, expenses and assets are recognised net of the amount of goods and services tax (GST), except where the amount of GST incurred is not recoverable from the Australian Taxation Office (ATO).

Receivables and payables are stated inclusive of GST.

Cash flows in the statement of cash flows are included on a gross basis and the GST component of cash flows arising from investing and financing activities which is recoverable from, or payable to, the taxation authority is classified as operating cash flows.

(e) Plant and equipment

Each class of plant and equipment is carried at cost or fair value less, where applicable, any accumulated depreciation and impairment.

Plant and equipment

Plant and equipment are measured using the cost model.

Depreciation

Plant and equipment is depreciated on a straight-line basis over the asset's useful life to the Group, commencing when the asset is ready for use.

Leased assets and leasehold improvements are amortised over the shorter of either the unexpired period of the lease or their estimated useful life.

The depreciation rates used for each class of depreciable asset are shown below:

Fixed asset class	Depreciation rate
Office equipment	10%
Laboratory test equipment	33%
Computer equipment	33%
Plant and equipment	20%
Leasehold improvements	37% ~ 74%
Low Value Asset Pool	15% ~ 37.5%

At the end of each annual reporting period, the depreciation method, useful life and residual value of each asset is reviewed. Any revisions are accounted for prospectively as a change in estimate.

The accompanying notes form part of these financial statements.

Notes to the Financial Statements

For the Year Ended 30 June 2023

2 Summary of Significant Accounting Policies (continued)

(f) Financial instruments

Financial instruments are recognised initially on the date that the Group becomes party to the contractual provisions of the instrument.

On initial recognition, all financial instruments are measured at fair value plus transaction costs (except for instruments measured at fair value through profit or loss where transaction costs are expensed as incurred).

Financial assets

All recognised financial assets are subsequently measured in their entirety at either amortised cost or fair value, depending on the classification of the financial assets.

Classification

On initial recognition, the Group classifies its financial assets into the following categories, those measured at:

- amortised cost
- fair value through profit or loss - FVTPL
- fair value through other comprehensive income - equity instrument (FVOCI - equity)

Financial assets are not reclassified subsequent to their initial recognition unless the Group changes its business model for managing financial assets.

Amortised cost

The Group's financial assets measured at amortised cost comprise trade and other receivables and cash and cash equivalents in the statement of financial position.

Subsequent to initial recognition, these assets are carried at amortised cost using the effective interest rate method less provision for impairment.

Interest income, foreign exchange gains or losses and impairment are recognised in profit or loss. Gain or loss on derecognition is recognised in profit or loss.

Fair value through other comprehensive income - Equity instruments

The Group has no investments in listed and unlisted entities.

Financial assets through profit or loss

All financial assets not classified as measured at amortised cost or fair value through other comprehensive income as described above are measured at FVTPL.

The group does not hold any financial assets that fall into this category.

The accompanying notes form part of these financial statements.

Notes to the Financial Statements For the Year Ended 30 June 2023

2 Summary of Significant Accounting Policies (continued)

(f) Financial instruments (continued)

Financial assets (continued)

Impairment of financial assets

Impairment of financial assets is recognised on an expected credit loss (ECL) basis for the following assets:

- financial assets measured at amortised cost

When determining whether the credit risk of a financial assets has increased significantly since initial recognition and when estimating ECL, the Group considers reasonable and supportable information that is relevant and available without undue cost or effort. This includes both quantitative and qualitative information and analysis based on the Group's historical experience and informed credit assessment and including forward looking information.

The Group uses the presumption that an asset which is more than 30 days past due has seen a significant increase in credit risk.

The Group uses the presumption that a financial asset is in default when:

- the other party is unlikely to pay its credit obligations to the Group in full, without recourse to the Group to actions such as realising security (if any is held); or
- the financial assets is more than 90 days past due.

Credit losses are measured as the present value of the difference between the cash flows due to the Group in accordance with the contract and the cash flows expected to be received. This is applied using a probability weighted approach.

Trade receivables and contract assets

Impairment of trade receivables and contract assets have been determined using the simplified approach in AASB 9 which uses an estimation of lifetime expected credit losses. The Group has determined the probability of non-payment of the receivable and contract asset and multiplied this by the amount of the expected loss arising from default.

The amount of the impairment is recorded in a separate allowance account with the loss being recognised in finance expense. Once the receivable is determined to be uncollectable then the gross carrying amount is written off against the associated allowance.

Where the Group renegotiates the terms of trade receivables due from certain customers, the new expected cash flows are discounted at the original effective interest rate and any resulting difference to the carrying value is recognised in profit or loss.

Other financial assets measured at amortised cost

Impairment of other financial assets measured at amortised cost are determined using the expected credit loss model in AASB 9. On initial recognition of the asset, an estimate of the expected credit losses for the next 12

The accompanying notes form part of these financial statements.

Notes to the Financial Statements

For the Year Ended 30 June 2023

2 Summary of Significant Accounting Policies (continued)

(f) Financial instruments (continued)

Financial assets (continued)

months is recognised. Where the asset has experienced significant increase in credit risk then the lifetime losses are estimated and recognised.

Financial liabilities

The Group measures all financial liabilities initially at fair value less transaction costs, subsequently financial liabilities are measured at amortised cost using the effective interest rate method.

The financial liabilities of the Group comprise trade payables, bank, other loans and finance leases.

(g) Impairment of non-financial assets

At the end of each reporting period the Group determines whether there is evidence of an impairment indicator for non-financial assets.

Where an indicator exists and regardless for goodwill, indefinite life intangible assets and intangible assets not yet available for use, the recoverable amount of the asset is estimated.

Where assets do not operate independently of other assets, the recoverable amount of the relevant cash-generating unit (CGU) is estimated.

The recoverable amount of an asset or CGU is the higher of the fair value less costs of disposal and the value in use. Value in use is the present value of the future cash flows expected to be derived from an asset or cash-generating unit.

Where the recoverable amount is less than the carrying amount, an impairment loss is recognised in profit or loss.

Reversal indicators are considered in subsequent periods for all assets which have suffered an impairment loss, except for goodwill.

(h) Intangible assets

Patents and trademarks

Patents and trademarks are recognised at cost of acquisition. Patents and trademarks have a finite life and are carried at cost less any accumulated amortisation and any impairment losses.

Amortisation

Amortisation is recognised in profit or loss on a straight-line basis over the estimated useful lives of intangible assets, other than goodwill, from the date that they are available for use.

Amortisation methods, useful lives and residual values are reviewed at each reporting date and adjusted if appropriate.

The accompanying notes form part of these financial statements.

Notes to the Financial Statements

For the Year Ended 30 June 2023

2 Summary of Significant Accounting Policies (continued)

(i) Cash and cash equivalents

Cash and cash equivalents comprises cash on hand, demand deposits and short-term investments which are readily convertible to known amounts of cash and which are subject to an insignificant risk of change in value.

(j) Leases

At inception of a contract, the Group assesses whether a lease exists.

At the lease commencement, the Group recognises a right-of-use asset and associated lease liability for the lease term. The lease term includes extension periods where the Group believes it is reasonably certain that the option will be exercised.

The right-of-use asset is measured using the cost model where cost on initial recognition comprises of the lease liability, initial direct costs, prepaid lease payments, estimated cost of removal and restoration less any lease incentives received.

The right-of-use asset is depreciated over the lease term on a straight line basis and assessed for impairment in accordance with the impairment of assets accounting policy.

The lease liability is initially measured at the present value of the remaining lease payments at the commencement of the lease. The discount rate is the rate implicit in the lease, however where this cannot be readily determined then the Group's incremental borrowing rate is used.

Subsequent to initial recognition, the lease liability is measured at amortised cost using the effective interest rate method. The lease liability is remeasured whether there is a lease modification, change in estimate of the lease term or index upon which the lease payments are based (e.g. CPI) or a change in the Group's assessment of lease term.

Where the lease liability is remeasured, the right-of-use asset is adjusted to reflect the remeasurement or is recorded in profit or loss if the carrying amount of the right-of-use asset has been reduced to zero.

Exceptions to lease accounting

The Group has elected to apply the exceptions to lease accounting for both short-term leases (i.e. leases with a term of less than or equal to 12 months) and leases of low-value assets. The Group recognises the payments associated with these leases as an expense on a straight-line basis over the lease term.

(k) Employee benefits

Provision is made for the Group's liability for employee benefits, those benefits that are expected to be wholly settled within one year have been measured at the amounts expected to be paid when the liability is settled.

Employee benefits expected to be settled more than one year after the end of the reporting period have been measured at the present value of the estimated future cash outflows to be made for those benefits. In determining the liability, consideration is given to employee wage increases and the probability that the employee may satisfy vesting requirements. Cashflows are discounted using market yields on high quality corporate bond rates incorporating bonds rated AAA or AA by credit agencies, with terms to maturity that match the expected timing of cashflows. Changes in the measurement of the liability are recognised in profit or loss.

Notes to the Financial Statements

For the Year Ended 30 June 2023

2 Summary of Significant Accounting Policies (continued)

(I) Foreign currency transactions and balances

Transaction and balances

Foreign currency transactions are recorded at the spot rate on the date of the transaction.

At the end of the reporting period:

- Foreign currency monetary items are translated using the closing rate;
- Non-monetary items that are measured at historical cost are translated using the exchange rate at the date of the transaction; and
- Non-monetary items that are measured at fair value are translated using the rate at the date when fair value was determined.

Exchange differences arising on the settlement of monetary items or on translating monetary items at rates different from those at which they were translated on initial recognition or in prior reporting periods are recognised through profit or loss, except where they relate to an item of other comprehensive income or whether they are deferred in equity as qualifying hedges.

Group companies

The financial results and position of foreign operations whose functional currency is different from the Group's presentation currency are translated as follows:

- assets and liabilities are translated at year-end exchange rates prevailing at that reporting date;
- income and expenses are translated at average exchange rates for the period where the average rate approximates the rate at the date of the transaction; and
- retained earnings are translated at the exchange rates prevailing at the date of the transaction.

Exchange differences arising on translation of foreign operations are transferred directly to the Group's foreign currency translation reserve in the statement of financial position. These differences are recognised in the statement of profit or loss and other comprehensive income in the period in which the operation is disposed.

Notes to the Financial Statements

For the Year Ended 30 June 2023

2 Summary of Significant Accounting Policies (continued)

(m) New Accounting Standards and Interpretations

The AASB has issued new and amended Accounting Standards and Interpretations that have mandatory application dates for future reporting periods. The Group has decided not to early adopt these Standards. The following table summarises those future requirements, and their impact on the Group where the standard is relevant:

Standard Name	Effective date for entity	Requirements	Impact
AASB 2022-7: Editorial Corrections to Australian Accounting Standards and Repeal of Superseded and Redundant Standards.	1 July 2023	AASB 2022-7 makes editorial corrections to the following standards: AASB 7, AASB 116, AASB 124, AASB 128, AASB 134 and AASB as well as to AASB Practice Statement 2. It also formally repeals superseded and redundant Australian Account Standards as set out in Schedules 1 and 2 to the Standard.	The impact of the initial application is not yet known.
AASB 2020-1 Amendments to Australian Accounting Standards – Classification of Liabilities as current or Non-current.	1 July 2023	In March 2020, the AASB issued AASB 2020-1 which makes amendments to AASB 101 Presentation of Financial Statements to clarify requirements for the presentation of liabilities in the statement of financial position as current or non-current.	The impact of the initial application is not yet known.
AASB 2021-2 Amendments to Australian Accounting Standards – Disclosure of Accounting Policies and Definition of Accounting Estimates.	1 July 2023	The amendment amends AASB 7, AASB 101, AASB 108, AASB 134 and AASB Practice Statement 2. These amendments arise from the issuance by the IASB of the following International Financial Reporting Standards: Disclosure of Accounting Policies (Amendments to IAS 1 and IFRS Practice Statement 2) and Definition of Accounting Estimates (Amendments to IAS 8).	The impact of the initial application is not yet known.

Notes to the Financial Statements

For the Year Ended 30 June 2023

3 Critical Accounting Estimates and Judgments

The directors make estimates and judgements during the preparation of these financial statements regarding assumptions about current and future events affecting transactions and balances.

These estimates and judgements are based on the best information available at the time of preparing the financial statements, however as additional information is known then the actual results may differ from the estimates.

The significant estimates and judgements made have been described below.

Key estimates - impairment of property, plant and equipment

The Group assesses impairment at the end of each reporting period by evaluating conditions specific to the Group that may be indicative of impairment triggers. Recoverable amounts of relevant assets are reassessed using value-in-use calculations which incorporate various key assumptions.

Key estimates - impairment of intangible assets

The Group assesses impairment at the end of each reporting period by evaluating conditions specific to the Group that may be indicative of impairment triggers. Recoverable amounts of relevant assets are reassessed using value-in-use calculations which incorporate various key assumptions.

For patents that are under application, the group will assess their probability of grant and will continue to apply for the patent, or write-off the patent if not procedable.

Key estimates - fair value of financial instruments

The Group has certain financial assets and liabilities which are measured at fair value. Where fair value has not able to be determined based on quoted price, a valuation model has been used. The inputs to these models are observable, where possible, however these techniques involve significant estimates and therefore fair value of the instruments could be affected by changes in these assumptions and inputs.

Key estimates - revenue recognition - long term contracts

The Group undertakes long term contracts which span a number of reporting periods. Recognition of revenue in relation to these contracts involves estimation of future costs of completing the contract and the expected outcome of the contract. The assumptions are based on the information available to management at the reporting date, however future changes or additional information may mean the expected revenue recognition pattern has to be amended.

Key estimates - provisions

As described in the accounting policies, provisions are measured at management's best estimate of the expenditure required to settle the obligation at the end of the reporting period. These estimates are made taking into account a range of possible outcomes and will vary as further information is obtained.

Key estimates - receivables

The receivables at reporting date have been reviewed to determine whether there is any objective evidence that any of the receivables are impaired. An impairment provision is included for any receivable where the entire balance is not considered collectible. The impairment provision is based on the best information at the reporting date.

Notes to the Financial Statements

For the Year Ended 30 June 2023

3 Critical Accounting Estimates and Judgments (continued)

Key judgments - taxes

Deferred tax assets

Determining income tax provisions involves judgment on the tax treatment of certain transactions. Deferred tax is recognised on tax losses not yet used and on temporary differences where it is probable that there will be taxable revenue against which these can be offset. Management has made judgments as to the probability of future taxable revenues being generated against which tax losses will be available for offset based on budgets, current and future expected economic conditions.

Different jurisdictions

The Group is subject to income taxes in numerous jurisdictions. Significant judgement is required in determining the worldwide provision for income taxes. There are transactions and calculations for which the ultimate tax determination is uncertain during the ordinary course of business. The Group recognises liabilities for anticipated tax audit issues based on estimates of whether additional taxes will be due. Where the final tax outcome of these matters is different from the amounts that were recorded, such differences will impact the income tax and deferred tax provisions in the period in which such determination is made.

Key judgments - Italian subsidiary

The group believes that its Italian subsidiary's financial accounts represent a true and fair view of its financial position as at 30 June 2023 and of its financial performance for the year ended.

The Group believes that its Italian subsidiary will not cause any material impact on its consolidated financial statements despite its unaudited nature.

Greatcell Energy Group

ABN: 65 635 538 288

Notes to the Financial Statements For the Year Ended 30 June 2023

4 Revenue and Other Income

	2023	2022
	\$	\$
Revenue from contracts with customers		
- Sale of goods	232,817	139,969
- Graphene core3 project	-	206,947
- Apolo project	362,311	271,739
- Sunrey project	164,741	-
Total Revenue	759,869	618,655
Other Income		
- Gilmour space grant	62,667	-
- Other income - Australian sourced	15,892	186,019
- R&D tax incentives	578,603	641,096
- Other income - Italian sourced	246	65
- Extraordinary income - Italian sourced	43,209	18,151
Total Other Income	700,617	845,331
Total Revenue and Other Income	1,460,486	1,463,986

5 Expense

	2023	2022
Note	\$	\$
Employee benefit expenses		
Wages and salaries	999,896	718,118
Superannuation contributions and social securities	171,618	142,046
Share-based payment	28 76,528	43,985
Annual leave provision	4,092	-
Long service leave provision	3,782	-
Total Employee benefits expense	1,255,916	904,149
Impairment expenses		
- Impairment of investment - Singapore	-	15,000
- Loss on credits	21 -	1,233
- Impairment of website domain	11 -	50,000
Total impairment expenses	-	66,233

The accompanying notes form part of these financial statements.

Greatcell Energy Group

ABN: 65 635 538 288

Notes to the Financial Statements For the Year Ended 30 June 2023

6 Finance expenses

	2023	2022
	\$	\$
Interest paid	7,479	9,393
Interest expense on lease liability	2,217	3,324
Foreign currency translation losses	-	13,702
Loss on exchange differences	229	180
Borrowing expense	1,364	1,433
Total finance expenses	11,289	28,032

7 Cash and Cash Equivalents

	2023	2022
Note	\$	\$
Cash at bank and in hand	431,095	986,189
Short-term deposits	20,000	-
Total Cash and Cash Equivalents	451,095	986,189

8 Trade and Other Receivables

	2023	2022
Note	\$	\$
CURRENT		
Trade receivables	10,407	47,048
Deposits	2,755	17,271
GST receivable	10,026	-
Term receivables	214	-
R&D tax and other tax receivables	578,603	641,096
Other receivables	297,886	277,842
Total current trade and other receivables	899,891	983,257

	2023	2022
	\$	\$
NON-CURRENT		
Deposits	5,400	5,400
Total non-current trade and other receivables	5,400	5,400

The carrying value of trade receivables is considered a reasonable approximation of fair value due to the short-term nature of the balances.

The maximum exposure to credit risk at the reporting date is the fair value of each class of receivable in the financial statements.

Greatcell Energy Group

ABN: 65 635 538 288

Notes to the Financial Statements For the Year Ended 30 June 2023

9 Income Tax Expense

(a) Reconciliation of income tax to accounting profit:

	2023	2022
	\$	\$
Prima facie tax payable on profit from ordinary activities before income tax at 25%	(503,479)	(380,491)
Add:		
Tax effect of:		
- non-deductible expenses	(23,584)	125,933
- additional assessable income	-	5,200
- non-deductible foreign subsidiary losses	22,225	25,917
- accounting expenditure subject to R&D tax incentive	340,647	359,692
- tax losses not brought to account	-	-
	<u>(164,191)</u>	<u>136,251</u>
Less:		
Tax effect of:		
- non assessable grant	15,667	-
- other deductible expenses	30,019	134,097
- tax losses brought to account	-	2,154
- tax losses carried forward	(209,877)	-
Income tax expense	<u>-</u>	<u>-</u>

The carry forward tax losses for 30 June 2023 are \$613,679.

Greatcell Energy Group

ABN: 65 635 538 288

Notes to the Financial Statements For the Year Ended 30 June 2023

10 Plant and equipment

	2023	2022
	\$	\$
Plant and equipment		
At cost	542,186	478,242
Accumulated depreciation	(246,013)	(143,362)
Total plant and equipment	<u>296,173</u>	<u>334,880</u>
Office equipment		
At cost	5,285	3,050
Accumulated depreciation	(1,338)	(901)
Total office equipment	<u>3,947</u>	<u>2,149</u>
Computer equipment		
At cost	45,115	49,560
Accumulated depreciation	(33,860)	(37,123)
Total computer equipment	<u>11,255</u>	<u>12,437</u>
Computer software		
At cost	-	314
Accumulated depreciation	-	(314)
Total computer software	<u>-</u>	<u>-</u>
Leasehold Improvements		
At cost	163,690	154,963
Accumulated depreciation	(146,648)	(56,012)
Total leasehold improvements	<u>17,042</u>	<u>98,951</u>
Low value asset pool		
At cost	38,992	38,992
Accumulated depreciation	(29,356)	(21,683)
Total low value asset pool	<u>9,636</u>	<u>17,309</u>
Laboratory Test Equipment		
At cost	183,703	145,741
Accumulated depreciation	(98,946)	(57,078)
Total laboratory test equipment	<u>84,757</u>	<u>88,663</u>
Total plant and equipment	<u>422,810</u>	<u>554,389</u>

The accompanying notes form part of these financial statements.

Greatcell Energy Group

ABN: 65 635 538 288

Notes to the Financial Statements

For the Year Ended 30 June 2023

10 Plant and equipment (continued)

(a) Movements in carrying amounts of plant and equipment

Movement in the carrying amounts for each class of plant and equipment between the beginning and the end of the current financial year:

	Plant and Equipment \$	Office Equipment \$	Computer Equipment \$	Leasehold Improvements \$	Low Value Asset Pool \$	Laboratory Test Equipment \$	Total \$
Year ended 30 June 2023							
Balance at the beginning of year	334,880	2,149	12,437	98,951	17,309	88,663	554,389
Additions	58,153	2,173	5,784	8,727	-	37,962	112,799
Depreciation expense	(98,564)	(375)	(7,085)	(90,636)	(7,673)	(41,868)	(246,201)
Foreign exchange movements	1,704	-	119	-	-	-	1,823
Balance at the end of the year	296,173	3,947	11,255	17,042	9,636	84,757	422,810
	Plant and Equipment \$	Office Equipment \$	Computer Equipment \$	Leasehold Improvements \$	Low Value Asset Pool \$	Laboratory Test Equipment \$	Total \$
Year ended 30 June 2022							
Balance at the beginning of year	122,953	-	12,424	31,027	21,384	34,991	222,779
Additions	295,662	2,272	9,585	116,863	4,308	82,586	511,276
Disposals	(13,709)	-	-	-	-	-	(13,709)
Depreciation expense	(68,587)	(123)	(9,443)	(48,939)	(8,383)	(28,914)	(164,389)
Foreign exchange movements	(1,439)	-	(129)	-	-	-	(1,568)
Balance at the end of the year	334,880	2,149	12,437	98,951	17,309	88,663	554,389

The accompanying notes form part of these financial statements.

Greatcell Energy Group

ABN: 65 635 538 288

Notes to the Financial Statements For the Year Ended 30 June 2023

11 Intangible Assets

	2023	2022
	\$	\$
Patents, trademarks and other rights		
Cost	295,710	227,349
Accumulated amortisation and impairment	<u>(25,694)</u>	<u>(16,671)</u>
Net carrying value	<u>270,016</u>	<u>210,678</u>
Domain		
Cost	-	50,000
Accumulated amortisation and impairment	<u>-</u>	<u>(50,000)</u>
Net carrying value	<u>-</u>	<u>-</u>
Blackhole expenses		
Cost	-	176,421
Accumulated amortisation and impairment	<u>-</u>	<u>(176,421)</u>
Net carrying value	<u>-</u>	<u>-</u>
Total Intangible assets	<u>270,016</u>	<u>210,678</u>

The accompanying notes form part of these financial statements.

Greatcell Energy Group

ABN: 65 635 538 288

Notes to the Financial Statements

For the Year Ended 30 June 2023

11 Intangible Assets (continued)

(a) Movements in carrying amounts of intangible assets

	Patents, trademarks and other rights	Blackhole expenses	Domain	Total
	\$	\$	\$	\$
Year ended 30 June 2023				
Balance at the beginning of the year	210,678	-	-	210,678
Additions	68,361	-	-	68,361
Amortisation	(9,023)	-	-	(9,023)
Closing value at 30 June 2023	270,016	-	-	270,016

	Patents, trademarks and other rights	Blackhole expenses	Domain	Total
	\$	\$	\$	\$
Year ended 30 June 2022				
Balance at the beginning of the year	198,033	181,097	50,000	429,130
Additions	18,606	-	-	18,606
Amortisation	(5,961)	(181,097)	-	(187,058)
Impairment	-	-	(50,000)	(50,000)
Closing value at 30 June 2022	210,678	-	-	210,678

The accompanying notes form part of these financial statements.

Greatcell Energy Group

ABN: 65 635 538 288

Notes to the Financial Statements For the Year Ended 30 June 2023

12 Leases

Right-of-use assets

	Buildings \$	Total \$
Year ended 30 June 2023		
Balance at beginning of year	38,499	38,499
Depreciation charge	(34,124)	(34,124)
Additions to right-of-use assets	5,535	5,535
Balance at end of year	9,910	9,910
	Buildings \$	Total \$
Year ended 30 June 2022		
Balance at beginning of year	92,398	92,398
Depreciation charge	(53,899)	(53,899)
Balance at end of year	38,499	38,499

Lease liabilities

	< 1 year \$	1 - 5 years \$	Lease liabilities included in this Statement Of Financial Position \$
2023			
Lease liabilities	11,953	-	11,953
2022			
Lease liabilities	37,368	9,653	47,021

Statement of Profit or Loss and Other Comprehensive Income

The amounts recognised in the statement of profit or loss and other comprehensive income relating to leases where the Group is a lessee are shown below:

	2023 \$	2022 \$
Interest expense on lease liabilities	(2,217)	(3,324)
Depreciation of right-of-use assets	(34,124)	(30,799)
	(36,341)	(34,123)

The accompanying notes form part of these financial statements.

Greatcell Energy Group

ABN: 65 635 538 288

Notes to the Financial Statements For the Year Ended 30 June 2023

13 Other assets

	2023	2022
	\$	\$
CURRENT		
Prepayments	5,698	5,409
Total Other Current Assets	5,698	5,409

14 Trade and Other Payables

		2023	2022
	Note	\$	\$
CURRENT			
Trade payables	21	182,884	70,883
GST payable		-	6,062
Accrued expenses	21	72,055	13,387
Other payables		35,936	47,248
Total Trade and Other Payables		290,875	137,580

Trade and other payables are unsecured, non-interest bearing and are normally settled within 30 days. The carrying value of trade and other payables is considered a reasonable approximation of fair value due to the short-term nature of the balances.

15 Borrowings

		2023	2022
	Note	\$	\$
CURRENT			
Finance lease obligation		16,641	-
Loans from directors and other members		212,139	7,088
Total Borrowings	21	228,780	7,088

16 Unearned income

	2023	2022
	\$	\$
CURRENT		
Deferred income - project APOLO	-	354,063
Deferred income - project SUNREY	609,810	-
Income in advance - Italy	-	92,391
Total Unearned Income	609,810	446,454

The accompanying notes form part of these financial statements.

Greatcell Energy Group

ABN: 65 635 538 288

Notes to the Financial Statements For the Year Ended 30 June 2023

17 Issued Capital

	2023	2022
	\$	\$
35,251,834 (2022: 35,251,834) Ordinary shares	3,799,880	3,799,880
Share issue costs	(60,950)	(60,950)
Total Issued Capital	3,738,930	3,738,930

(a) Ordinary shares

	2023	2022
	No.	No.
At the beginning of the reporting period	35,251,834	25,346,453
Shares issued during the year Ordinary shares	-	9,905,381
At the end of the reporting period	35,251,834	35,251,834

The holders of ordinary shares are entitled to participate in dividends and the proceeds on winding up of the Company. On a show of hands at meetings of the Company, each holder of ordinary shares has one vote in person or by proxy, and upon a poll each share is entitled to one vote.

The Company does not have authorised capital or par value in respect of its shares.

(b) Capital Management

The key objectives of the Company when managing capital is to safeguard its ability to continue as a going concern and maintain optimal benefits to stakeholders. The Company defines capital as its equity and net debt.

There has been no change to capital risk management policies during the year.

The Company manages its capital structure and makes funding decisions based on the prevailing economic environment and has a number of tools available to manage capital risk. These include maintaining a diversified debt portfolio, the ability to adjust the size and timing of dividends paid to shareholders and the issue of new shares.

Notes to the Financial Statements

For the Year Ended 30 June 2023

18 Reserves

	2023	2022
	\$	\$
Foreign currency translation reserve		
Opening balance	19,122	(923)
Other movements	83,183	20,045
Total Foreign Currency Translation Reserve	102,305	19,122
Convertible instruments reserve		
Other movements	25,000	-
Total Convertible Instruments Reserve	25,000	-
Option reserve		
Opening balance	36,285	-
Transfers out	(8,333)	-
Other movements	76,527	36,285
Total Option Reserve	104,479	36,285
General reserve		
Opening balance	62,771	346,357
Transfers out	(28,350)	-
Other movements	-	(283,586)
Total General Reserve	34,421	62,771
Legal reserve		
Opening balance	3,035	3,165
Other movements	-	(130)
Total Legal Reserve	3,035	3,035
Total Reserves	269,240	121,213

(a) Foreign currency translation reserve

Exchange differences arising on translation of the foreign controlled entity are recognised in other comprehensive income - foreign currency translation reserve. The cumulative amount is reclassified to profit or loss when the net investment is disposed of.

(b) Convertible instruments reserve

The convertible instruments reserve records the Simple Agreement for Future Equity (SAFE) that the Company has issued during the year. The total amount issued is \$50,000, however, only \$25,000 has been fully paid by the end of the year.

(c) Share option reserve

This reserve records the cumulative value of employee service received for the issue of share options. When the option is exercised the amount in the share option reserve is transferred to share capital.

Greatcell Energy Group

ABN: 65 635 538 288

Notes to the Financial Statements For the Year Ended 30 June 2023

18 Reserves (continued)

(d) Legal Reserve

The legal reserve records Legal Reserve from Greatcell Solar Italia SRL. Under Italian law every profit declared has to be stored as a reserve up to 20% of the company capital. After this 20% is reached, there is no need for further compulsory accruing. As the capital for the company is €10,000, the amount of €2,000 is the additional profit reserve that has been accrued as per legal requirements. Now that that level has been reached no further compulsory storage of the profits is required or has been made.

19 Employee Benefits

	2023	2022
	\$	\$
Current		
Provision for annual leave	117,381	107,037
Employed Leaving Indemnity	72,618	60,220
Total Current Employee Benefits	189,999	167,257

	2023	2022
	\$	\$
Non-current liabilities		
Long service leave	3,782	-
Total Non-Current Employee Benefits	3,782	-

20 Contracted Commitments

	2023	2022
	\$	\$
Contracted commitments for:		
Associates		
QUT ARC Linkage	30,000	60,000
Total Contracted Commitments	30,000	60,000

The accompanying notes form part of these financial statements.

Greatcell Energy Group

ABN: 65 635 538 288

Notes to the Financial Statements For the Year Ended 30 June 2023

21 Financial Risk Management

The Group is exposed to a variety of financial risks through its use of financial instruments.

The Group's overall risk management plan seeks to minimise potential adverse effects due to the unpredictability of financial markets.

The most significant financial risks to which the Group is exposed to are described below:

Specific risks

- Liquidity risk
- Credit risk
- Market risk - currency risk, interest rate risk and price risk

Financial instruments used

The principal categories of financial instrument used by the Group are:

- Trade receivables
- Cash at bank
- Trade and other payables
- Lease liabilities

	Note	2023 \$	2022 \$
Financial assets			
Held at amortised cost			
Cash and cash equivalents	7	451,095	986,189
Trade and other receivables	8	899,891	983,257
Total financial assets		1,350,986	1,969,446
Financial liabilities			
Financial liabilities measured at amortised cost			
Trade and other payables	14	254,939	84,270
Borrowings	15	228,780	7,088
Total financial liabilities		483,719	91,358

The accompanying notes form part of these financial statements.

Notes to the Financial Statements For the Year Ended 30 June 2023

21 Financial Risk Management (continued)

Objectives, policies and processes

The Board of Directors have overall responsibility for the establishment of the Group's financial risk management framework. This includes the development of policies covering specific areas such as foreign exchange risk, interest rate risk, liquidity risk, credit risk and the use of derivatives.

Exposure to key financial risks is managed in accordance with the Company's risk management policy with the objective to ensure that the financial risks are identified and then managed or kept as low as reasonably practicable. Risk management policies and systems are reviewed regularly to reflect changes in market conditions and the Group's activities.

The day-to-day risk management is carried out by the Group's finance function under policies and objectives which have been approved by the Board of Directors. The Managing Director has been delegated the authority for designing and implementing processes which follow the objectives and policies. This includes monitoring the levels of exposure to interest rate and foreign exchange rate risk and assessment of market forecasts for interest rate and foreign exchange movements.

The Board of Directors receives monthly reports which provide details of the effectiveness of the processes and policies in place.

Mitigation strategies for specific risks faced are described below:

Liquidity risk

Liquidity risk arises from the Group's management of working capital and the finance charges and principal repayments on its debt instruments. It is the risk that the Group will encounter difficulty in meeting its financial obligations as they fall due.

The Group's policy is to ensure that it will always have sufficient cash to allow it to meet its liabilities as and when they fall due. The Group maintains cash to meet its liquidity requirements for up to 30-day periods. The Company monitors its ongoing cash requirements and raises equity or debt funding as and when appropriate to meet its requirements.

The table below reflects the undiscounted contractual maturity analysis for financial liabilities (excluding lease liabilities for the current year - refer to note 12).

Financial liability maturity analysis - Non-derivative

	Within 1 Year		Total	
	2023	2022	2023	2022
	\$	\$	\$	\$
Financial liabilities due for payment				
Trade and other payables (excluding estimated annual leave)	254,939	84,270	254,939	84,270
Borrowings (excluding lease liabilities)	212,138	7,088	212,138	7,088
Total contractual outflows	467,077	91,358	467,077	91,358

The timing of expected outflows is not expected to be materially different from contracted cashflows.

Notes to the Financial Statements

For the Year Ended 30 June 2023

21 Financial Risk Management (continued)

Credit risk

Credit risk refers to the risk that a counterparty will default on its contractual obligations resulting in a financial loss to the Group.

Credit risk arises from cash and cash equivalents, derivative financial instruments and deposits with banks and financial institutions, as well as credit exposure to wholesale and retail customers, including outstanding receivables and committed transactions.

The credit risk for liquid funds and other short-term financial assets is considered negligible, since the counterparties are reputable banks with high quality external credit ratings.

Trade receivables and contract assets

Trade receivables consist of a large number of customers, spread across diverse industries and geographical areas. Ongoing credit evaluation is performed on the financial condition of accounts receivable.

The Group has adopted a policy of only dealing with creditworthy counterparties as a means of mitigating the risk of financial loss from defaults. The risk management committee has established a credit policy under which each new customer is analysed individually for creditworthiness before the Group's standard payment and delivery terms and conditions are offered. The Group review includes external ratings, if they are available, financial statements, credit agency information and industry information. Credit limits are established for each customer and the utilisation of credit limits by customers is regularly monitored by line management. Customers who subsequently fail to meet their credit terms are required to make purchases on a prepayment basis until creditworthiness can be re-established. For large purchases by new customers, payment in full is generally required before shipping of the product.

The Group's exposure to credit risk is influenced mainly by the individual characteristics of each customer. However, management also considers the factors that may influence the credit risk of its customer base, including the default risk associated with the industry and country in which the customers operate.

Management considers that all the financial assets that are not impaired for each of the reporting dates under review are of good credit quality, including those that are past due.

The Group has no significant concentration of credit risk with respect to any single counterparty or group of counterparties.

On a geographical basis, the Group has significant credit risk exposures in Australia and Europe given the location of its operations in those regions.

Market risk

Market risk is the risk that the fair value or future cash flows of a financial instrument will fluctuate because of changes in market prices.

(i) Foreign exchange risk

Exposure to foreign exchange risk may result in the fair value or future cash flows of a financial instrument fluctuating due to movement in foreign exchange rates of currencies in which the Group holds financial instruments which are other than the AUD functional currency of the Group.

Greatcell Energy Group

ABN: 65 635 538 288

Notes to the Financial Statements For the Year Ended 30 June 2023

21 Financial Risk Management (continued)

As a result of significant operations in Italy and significant payments and receipts denominated in Euros, the Group's statement of financial position can be affected significantly by movements in the EUR/AUD exchange rates. There is no formal policy in place to protect or hedge the Group from adverse movements in foreign currency rates.

Exposures to currency exchange rates arise from the Group's significant operations in Italy and overseas sales and purchases, which are primarily denominated in Euros. There is no formal policy in place to protect or hedge the Group from adverse movements in foreign currency rates.

Foreign currency denominated financial assets and liabilities, translated into Australian Dollars at the closing rate, are as follows,

	2023	2022
	\$	\$
Financial assets		
Cash and cash equivalents	384,004	209,872
Receivables	311,047	350,293
Financial liabilities		
Payables	(71,169)	(227,486)
Deferred income	(609,810)	(354,063)
Net balance sheet exposure	14,072	(21,384)

The following table illustrates the sensitivity of the net result for the year and equity in regards to the Group's financial assets and financial liabilities and the Euro – Australian Dollar exchange rate.

It assumes a +/- 10% change of the Australian Dollar / Euro exchange rate for the year ended 30 June 2023 (30 June 2022: 10%). These percentages have been determined based on the average market volatility in exchange rates in the previous 12 months.

The year end rate is 0.6099 Euro.

Greatcell Energy Group

ABN: 65 635 538 288

Notes to the Financial Statements For the Year Ended 30 June 2023

21 Financial Risk Management (continued)

The sensitivity analysis is based on the foreign currency financial instruments held at the reporting date and also takes into account forward exchange contracts that offset effects from changes in currency exchange rates.

If the Australian Dollar had strengthened and weakened against the Euro by 10% (30 June 2022: 10%) then this would have had the following impact:

	2023	2022
	\$	\$
Post tax profit higher / (lower)		
FX +10% (2022: +10%)	1,407,	(2,138)
FX -10% (2022: -10%)	(1,407)	2,138
Equity higher / (lower)		
FX +10% (2022: +10%)	-	-
FX -10% (2022: -10%)	-	-

Exposures to foreign exchange rates vary during the year depending on the volume of overseas transactions. Nonetheless, the analysis above is considered to be representative of the Group's exposure to foreign currency risk.

(ii) Interest rate risk

The Group's cash flow interest rate risk primarily arises from cash at bank and deposits subject to market bank rates. At balance date, the Group has borrowings from UDB Pty Ltd with fixed interest rates (2022: Nil). These borrowings have since been repaid in full. The Group does not enter into hedges. The Group is exposed to interest rate risk as funds are borrowed at floating and fixed rates. Borrowings issued at fixed rates expose the Group to fair value interest rate risk.

The Group's policy is to minimise interest rate cash flow risk exposures on long-term financing. Longer-term borrowings are therefore usually at fixed rates. At the reporting date, the Group is not exposed to any changes in market interest rates through its borrowings.

Sensitivity analysis

The following table illustrates the sensitivity of the net result for the year and equity to a reasonably possible change in interest rates of +4.00% and -0.10% (2022: +4.00%/-0.10%), with effect from the beginning of the year. These changes are considered to be reasonably possible based on observation of current market conditions and economist reports.

The calculations are based on the financial instruments held at each reporting date. All other variables are held constant.

The accompanying notes form part of these financial statements.

Greatcell Energy Group

ABN: 65 635 538 288

Notes to the Financial Statements For the Year Ended 30 June 2023

21 Financial Risk Management (continued)

	2023	2022
	\$	\$
Post tax profit higher / (lower)		
Interest +4% (2022: +4%)	8,893	39,164
Interest -0.1% (2022: -0.1%)	(222)	(979)
Equity higher / (lower)		
Interest +4% (2022: +4%)	-	-
Interest -0.1% (2022: -0.1%)	-	-

22 Key Management Personnel Remuneration

Key management personnel remuneration included within employee expenses for the year is shown below:

	2023	2022
	\$	\$
Salary and wages - Australia	99,432	90,750
Superannuation - Australia	10,015	9,075
Salary and wages - Italy	164,325	145,542
Social securities - Italy	41,603	38,098
Total Key Management Personnel Remuneration	315,375	283,465

23 Auditors' Remuneration

	2023	2022
	\$	\$
Remuneration of the auditor [Hardwickes Chartered Accountant], for:		
- auditing and preparing the financial statements	11,700	12,100
Total Auditor's Remuneration	11,700	12,100

24 Contingencies

In the opinion of the Directors, the Company did not have any contingencies at 30 June 2023 (30 June 2022:None).

The accompanying notes form part of these financial statements.

Greatcell Energy Group

ABN: 65 635 538 288

Notes to the Financial Statements For the Year Ended 30 June 2023

25 Interests in Subsidiaries

(a) Composition of the Group

	Principal place of business / Country of Incorporation	Percentage Owned (%)* 2023	Percentage Owned (%)* 2022
Subsidiaries:			
Greatcell Australia Pty Ltd	Australia	100	100
Greatcell Solar Italy s.r.L.	Italy	100	100

*The percentage of ownership interest held is equivalent to the percentage voting rights for all subsidiaries.

26 Cash Flow Information

(a) Reconciliation of result for the year to cashflows from operating activities

	2023	2022
	\$	\$
(Loss) for the year	(1,435,314)	(880,867)
Non-cash flows in profit:		
- depreciation	289,348	432,246
- impairment of investment	-	15,000
- net gain on disposal of property, plant and equipment	-	(1,491)
- lease adjustment	(14,426)	-
- share issued for non-cash consideration	76,528	43,985
- Foreign exchange difference	83,164	14,308
Changes in assets and liabilities:		
- (increase)/decrease in trade and other receivables	20,873	193,286
- (increase)/decrease in other receivables	62,493	(433,943)
- (increase)/decrease in prepayments	(289)	(3,673)
- increase/(decrease) in income in advance	163,356	(410,453)
- increase/(decrease) in trade and other payables	94,627	(18,592)
- (increase)/decrease in accruals	58,668	13,132
- increase/(decrease) in employee benefits	26,524	38,739
Cashflows from operations	<u>(574,448)</u>	<u>(998,323)</u>

Share issued for non-cash consideration relates to the share based payments made during the year for \$76,528 of employee share options granted.

Greatcell Energy Group

ABN: 65 635 538 288

Notes to the Financial Statements For the Year Ended 30 June 2023

27 Related Parties

(a) The Group's main related parties are as follows:

The ultimate parent entity, which exercises control over the Group, is Greatcell Energy Limited which is incorporated in Australia and owns -% of Greatcell Energy Group trading as "Halocell Energy".

Key management personnel - refer to Note 22.

Subsidiaries - refer to Note 25

Other related parties include close family members of key management personnel and entities that are controlled or significantly influenced by those key management personnel or their close family members.

(b) Transactions with related parties

Transactions between related parties are on normal commercial terms and conditions no more favourable than those available to other parties unless otherwise stated.

The following transactions occurred with related parties:

	Purchases	Balance outstanding Owed to the company	Owed by the company
	\$	\$	\$
KMP related parties			
Convaim Pty Ltd	51,134	-	-
Fontaine Pty Ltd	170,193	-	-
UDB Pty Ltd	-	-	200,000
Lumo Partners Pty Ltd	30,759	-	-
Key management personnel of the entity or its parent (in the aggregate)			
Gavin Tulloch	38,928	-	3,195
Directors in general	-	-	12,271

(c) Loans to/from related parties

Unsecured loans are made to the ultimate parent entity on an arm's length basis. Repayment terms are set for each loan, which range from 1 to 5 months. Interest payable at 14.50% (2022: 14.50%) and principal and interest repayments are made over the terms of the loans. Loans are unsecured and repayable in cash.

	Opening balance	Closing balance	Interest paid/payable
	\$	\$	\$
Loans from related parties			
2023	7,088	203,195	12,387
2022	276,340	7,088	9,294

The accompanying notes form part of these financial statements.

Greatcell Energy Group

ABN: 65 635 538 288

Notes to the Financial Statements

For the Year Ended 30 June 2023

27 Related Parties (continued)

(c) Loans to/from related parties (continued)

No interest is paid on the closing balance of the related parties loans as it comprises informal interest-free advances to Greatcell Australia and Greatcell Italy for which Mr Tulloch has not yet sought repayment.

28 Share-based Payments

Employee Share Ownership Plans

The Company provides benefits to employees (including key management personnel) in the form of share-based payments, whereby employees render services in exchange for shares or rights over shares ('equity settled transactions').

There are currently two plans in place:

- 1) 550,000 fully paid shares in the Company were issued at nil cents per share; and
- 2) 885,000 options with an exercise price of 1.4 cents per share, vesting on 1 February 2025 and expiring on 1 February 2030 be granted at nil cents per option.

The cost of these equity settled transactions with employees is measured by reference to the fair value at the date at which they were granted.

Share Options

There were 885,000 options at 30 June 2023 (2022: 1,045,000). The total options granted during the year were nil with the cancellation of 100,000 on 01 September 2022 and cancellation of 60,000 on 29 June 2023, the remaining options were 885,000 as at 30 June 2023.

Employee/Director Share Issue

There were no new shares issued to employees during the financial year.

29 Events Occurring After the Reporting Date

Uwe Boettcher resigned from the Board on 19 September 2023.

No matters or circumstances have arisen since the end of the financial year which significantly affected or could significantly affect the operations of the Group, the results of those operations, or the state of affairs of the Group in future financial years.

Greatcell Energy Group

ABN: 65 635 538 288

Notes to the Financial Statements For the Year Ended 30 June 2023

30 Parent entity

The following information has been extracted from the books and records of the parent, Greatcell Energy Group trading as "Halocell Energy" and has been prepared in accordance with Accounting Standards.

The financial information for the parent entity, Greatcell Energy Group trading as "Halocell Energy" has been prepared on the same basis as the financial statements except as disclosed below.

Greatcell Energy Group trading as "Halocell Energy" and its wholly-owned Australian subsidiaries have formed an income tax consolidated group.

	2023	2022
	\$	\$
Statement of Financial Position		
Assets		
Current assets	123,426	867,223
Non-current assets	2,841,449	2,183,036
Total Assets	<u>2,964,875</u>	<u>3,050,259</u>
Liabilities		
Current liabilities	324,991	2,283
Total Liabilities	<u>324,991</u>	<u>2,283</u>
Equity		
Issued capital	3,738,930	3,738,930
Retained earnings	(1,228,526)	(727,237)
Option reserve	104,479	36,285
Convertible instruments reserve	25,000	-
Total Equity	<u>2,639,883</u>	<u>3,047,978</u>
Statement of Profit or Loss and Other Comprehensive Income		
Total profit or loss for the year	(509,622)	(273,346)
Total comprehensive income	<u>(509,622)</u>	<u>(273,346)</u>

31 Statutory Information

The registered office of the company is:

Unit 3, 47 Havelock Street
West Perth
WA
6005

The principal place of business is:

280 Byrnes Road
Wagga Wagga
NSW
2650

The accompanying notes form part of these financial statements.

Greatcell Energy Group trading as "Halocell Energy"

ABN: 65 635 538 288

Directors' Declaration

The directors of the Company declare that:

1. the financial statements and notes for the year ended 30 June 2023 are in accordance with the *Corporations Act 2001* and:
 - a. comply with Accounting Standards, which, as stated in basis of preparation Note 1 to the financial statements, constitutes explicit and unreserved compliance with International Financial Reporting Standards (IFRS); and
 - b. give a true and fair view of the financial position and performance of the consolidated group;
2. In the directors' opinion, there are reasonable grounds to believe that the Company will be able to pay its debts as and when they become due and payable.

This declaration is made in accordance with a resolution of the Board of Directors.

Director



Director



Dated

1 November, 2023

Greatcell Energy Group trading as "Halocell Energy"

Independent Audit Report to the members of Greatcell Energy Group trading as "Halocell Energy"

Report on the Audit of the Financial Report

Opinion

We have audited the financial report of Greatcell Energy Group trading as "Halocell Energy" (the Company) and its subsidiaries (the Group), which comprises the statement of financial position as at 30 June 2023, the statement of profit or loss and other comprehensive income, the statement of changes in equity and the statement of cash flows for the year then ended, and notes to the financial statements, including a summary of significant accounting policies, and the directors' declaration.

In our opinion, the accompanying financial report of the Group is in accordance with the *Corporations Act 2001*, including:

- (i) giving a true and fair view of the Group's financial position as at 30 June 2023 and of its financial performance for the year ended; and
- (ii) complying with Australian Accounting Standards and the *Corporations Regulations 2001*.

Basis for Opinion

We conducted our audit in accordance with Australian Auditing Standards. Our responsibilities under those standards are further described in the *Auditor's Responsibilities for the Audit of the Financial Report* section of our report. We are independent of the Group in accordance with the auditor independence requirements of the *Corporations Act 2001* and the ethical requirements of the Accounting Professional and Ethical Standards Board's APES 110 *Code of Ethics for Professional Accountants (including Independence Standards)* (the Code) that are relevant to our audit of the financial report in Australia. We have also fulfilled our other ethical responsibilities in accordance with the Code.

We confirm that the independence declaration required by the *Corporations Act 2001*, which has been given to the directors of the Company, would be in the same terms if given to the directors as at the time of this auditor's report.

We believe that the audit evidence we have obtained is sufficient and appropriate to provide a basis for our opinion.

Responsibilities of Directors for the Financial Report

The directors of the Company are responsible for the preparation of the financial report that gives a true and fair view in accordance with Australian Accounting Standards and the *Corporations Act 2001* and for such internal control as the directors determine is necessary to enable the preparation of the financial report that gives a true and fair view and is free from material misstatement, whether due to fraud or error.

In preparing the financial report, the directors are responsible for assessing the Group's ability to continue as a going concern, disclosing, as applicable, matters related to going concern and using the going concern basis of accounting unless the directors either intend to liquidate the Group or to cease operations, or have no realistic alternative but to do so.


Greatcell Energy Group trading as "Halocell Energy"

Independent Audit Report to the members of Greatcell Energy Group trading as "Halocell Energy"

Auditor's Responsibilities for the Audit of the Financial Report

Our objectives are to obtain reasonable assurance about whether the financial report as a whole is free from material misstatement, whether due to fraud or error, and to issue an auditor's report that includes our opinion. Reasonable assurance is a high level of assurance, but is not a guarantee that an audit conducted in accordance with Australian Auditing Standards will always detect a material misstatement when it exists. Misstatements can arise from fraud or error and are considered material if, individually or in the aggregate, they could reasonably be expected to influence the economic decisions of users taken on the basis of the financial report.

Hardwickes
Chartered Accountants



Bhaumik Bumia
Partner

Canberra

02/11/2023



9 November 2023

R&B MCDUGALL SUPER PTY LTD
62 LAYCOCK ROAD
PENSHURST, NSW, 2222

Dear Shareholder,

SHAREHOLDING IN GREATCELL ENERGY LIMITED AS AT 30 JUNE 2023

I hereby confirm that R&B McDougall Super Pty Ltd (ACN/ARBN: 644 394 712) <R & B McDougall Superannuation Fund> held 300,000 fully paid Class A ordinary shares in Greatcell Energy Limited trading as Halocell Energy (Greatcell) as at 30th June 2023.

Greatcell shares were last traded at A\$0.25 per share in January 2022. The Company is considering undertaking a small rights issue but the Directors do not believe this would be a valuation mark as it is small and internal and antecedent to a broader fundraise for which preliminary discussions have commenced.

Kind regards

A handwritten signature in blue ink, appearing to read "Tom Fontaine".

Tom Fontaine,
Director

**ASIC**

Australian Securities & Investments Commission

Forms Manager

Company Officeholders

Company: GREATCELL ENERGY LIMITED ACN 635 538 288**Company details**

Date company registered 14-08-2019
 Company next review date 14-08-2024
 Company type Australian Public Company
 Company status Registered
 Home unit company No
 Superannuation trustee company No
 Non profit company No

Registered office

UNIT 22 , 44 KINGS PARK ROAD , WEST PERTH WA 6005

Principal place of business

280 BYRNES ROAD , WAGGA WAGGA NSW 2650

Officeholders

CARSTENS, ANDREW ROBERT

Born 05-06-1965 at BRISBANE QLD

107 SPRINGVALE DRIVE , WEETANGERA ACT 2614

Office(s) held: Director, appointed 15-04-2021

KRUGER, JAMES RODERICK

Born 28-02-1972 at BRISBANE QLD

77 OXLADE DRIVE , NEW FARM QLD 4005

Office(s) held: Director, appointed 19-12-2022

FONTAINE, THOMAS JOSEPH CLAYBORNE

Born 01-12-1964 at RED DEER CANADA

22 DALE DRIVE , GOOSEBERRY HILL WA 6076

Office(s) held: Director, appointed 27-09-2019

WYLIE, MURRAY ROBERT

Born 30-09-1963 at ALBANY WA

18 MEADOW GROVE , LEEMING WA 6149

Office(s) held: Secretary, appointed 15-09-2020

MOONIE, PAUL CAMPBELL

Born 25-02-1982 at HOBART TAS

21 CUTLER AVENUE , KOORINGAL NSW 2650

Office(s) held: Director, appointed 23-10-2023

SORBELLO, LUCA

Born 05-08-1970 at PALMANOVA ITALY

VIA CESARE AGOSTINI 25 , 00168 ROMA , ITALY

Office(s) held: Director, appointed 23-10-2023

Company share structure

Share class	Share description	Number issued	Total amount paid	Total amount unpaid
A	ORDINARY A CLASS	35251834	3126732.28	0.00

Members

As from 1 July 2007, members information for public companies will not be recorded and provided by ASIC. This is due to the implementation of the Simpler Regulatory System Bill Package Corporations Amendment Regulations 2007 (No.5)

Document history

These are the documents most recently received by ASIC from this organisation.

Received	Number	Form	Description	Status
23-10-2023	7ECK29380	484	CHANGE TO COMPANY DETAILS	Processed - awaiting imaging
20-09-2023	7ECI93451	484	CHANGE TO COMPANY DETAILS	Processed and imaged
30-06-2023	7ECF50091	484	CHANGE TO COMPANY DETAILS	Processed and imaged

[ASIC Home](#) | [Privacy Statement](#) | [Conditions of use](#) | [Feedback](#)

Copyright 2003 Australian Securities & Investments Commission.



Company: LAVA BLUE LTD ACN 605 427 478

Company details

Date company registered 22-04-2015
Company next review date 22-04-2024
Company type Australian Public Company
Company status Registered
Home unit company No
Superannuation trustee company No
Non profit company No

Registered office

STEPHEN KAY & CO, UNIT 8 , 747 FAIRFIELD ROAD , YEERONGPILLY QLD 4105

Principal place of business

'QLD UNIVERSITY OF TECHNOLOGY GARDENS , POINT CAMP' , 2 GEORGE STREET , BRISBANE CITY QLD 4000

Officeholders

KELLY, PAUL DAVID

Born 17-09-1950 at BRISBANE QLD
56 ARABA STREET , ARANDA ACT 2614

Office(s) held:
Secretary, appointed 29-04-2016

TULLOCH, SYLVIA MEDLYN

Born 12-07-1952 at SYDNEY NSW
5 WOODMAN PLACE , GREENLEIGH NSW 2620

Office(s) held: Director, appointed 22-04-2015

MCCANN, MICHAEL JOHN

Born 28-09-1959 at PENANG MALAYSIA
UNIT 14 , 32 DARLING STREET , BARTON ACT 2600

Office(s) held: Director, appointed 22-04-2015

PALMER, JAMES RICHARD

Born 05-10-1968 at LICHFIELD UNITED KINGDOM
25 PERCY CRESCENT , CHAPMAN ACT 2611

Office(s) held: Director, appointed 17-11-2019

KRUGER, JAMES RODERICK LOCKHART

Born 28-02-1972 at BRISBANE QLD
77 OXLADE DRIVE , NEW FARM QLD 4005

Office(s) held: Director, appointed 04-05-2021

BOETTCHER, UWE

Born 23-07-1952 at HANNOVER GERMANY

7 TORRES STREET , RED HILL ACT 2603

Office(s) held: Director, appointed 22-04-2015

Company share structure

Share class	Share description	Number issued	Total amount paid	Total amount unpaid
ORD	ORDINARY SHARES	141120583	10587250.14	0.00

Members

As from 1 July 2007, members information for public companies will not be recorded and provided by ASIC. This is due to the implementation of the Simpler Regulatory System Bill Package Corporations Amendment Regulations 2007 (No.5)

Document history

These are the documents most recently received by ASIC from this organisation.

Received	Number	FormDescription	Status
23-10-2023	7ECK27024 484	CHANGE TO COMPANY DETAILS	Processed and imaged
26-09-2023	7ECJ14820 484	CHANGE TO COMPANY DETAILS	Processed and imaged
19-09-2023	7ECI84648 484	CHANGE TO COMPANY DETAILS	Processed and imaged

[ASIC Home](#) | [Privacy Statement](#) | [Conditions of use](#) | [Feedback](#)
Copyright 2003 Australian Securities & Investments Commission.

24 October 2023

To Whom It May Concern

**RE: Statement of Holdings: R&B McDougall Super Pty Ltd atf R&B McDougall
Superannuation Fund**

This letter is to confirm that at the date of issue of this statement:

**R&B McDougall Super Pty Ltd atf R&B McDougall Superannuation Fund
62 Laycock Road
PENSURST NSW 2222**

was the registered holder of One Million only

1,000,000

fully paid ordinary shares in Lava Blue Ltd.

Regards,



Michael McCann
Managing Director
0412 281 637



FINANCIAL REPORT | 30 June 2023



LAVA BLUE LTD
ABN: 11 605 427 478

FINANCIAL STATEMENTS
FOR THE YEAR ENDED 30 JUNE 2023

Lava Blue Ltd
Directors' report
30 June 2023

The directors present their report, together with the financial statements, on the consolidated entity (referred to hereafter as the 'consolidated entity') consisting of Lava Blue Ltd (referred to hereafter as the 'company' or 'parent entity') and the entities it controlled at the end of, or during, the year ended 30 June 2023.

Directors

The following persons were directors of Lava Blue Ltd during the whole of the financial year and up to the date of this report, unless otherwise stated:

Name

Sylvia Tulloch
Michael McCann
Uwe Boettcher
James Palmer
James Kruger

Principal activities

During the financial year the principal continuing activities of the consolidated entity consisted of research and development into processes of extracting and refining high purity minerals, engineering and construction of an industrial scale test bed for refining high purity minerals, exploration for minerals on our north Queensland mineral properties, market research into various application for minerals, and fund raising to support these activities.

Dividends

There were no dividends paid, recommended or declared during the current or previous financial year.

Review of operations

The loss for the consolidated entity after providing for income tax amounted to \$2,791,493 (30 June 2022 restated: \$1,835,611).

PRISM

During the period Lava Blue completed the first phase of building, construction, installation and commissioning of equipment at PRISM. We produced a first sample of 4N HPA (>99.99% pure) at PRISM for Queensland Pacific Metals Ltd (QPM) in early June 2023, almost exactly 24 months since we secured access to the bare block at Redlands in May 2021.

The completion and commissioning of our first stage of high purity materials capability at PRISM is an incredibly important milestone for the Company, establishing Lava Blue firmly as a serious and competent participant in the Australian critical minerals and battery materials industries. These two themes of economic and industrial development, critical minerals and battery materials, are already the focus of many tens of billions of investment and project development and that flood of funding will grow in the coming decade. Lava Blue is well positioned to become an important part of these rapidly growing and vitally important industries.

In the period Lava Blue invested approximately \$3.5 million to complete the facility including the cost of engineering, designing, fabricating, transporting, and installing and commissioning bespoke vessels for mineral processing. This investment built on the \$3.9 million expenditure on engineering, construction and utilities in the previous year to give a total two-year expenditure on PRISM, from greenfields site to production of HPA of approximately \$7.3 million.

QUT is the lessee of the 2,200 sq mt block on which PRISM stands, the property is owned by the Queensland Department of Agriculture, Fisheries and Forestry. QUT sub-leases the land to Lava Blue for \$1 per year with the current lease running until December 31, 2025. QUT directly contributed more than \$760,000 in cash including payments of \$280,000 towards the cost of installing and grid connecting the 200kW solar photovoltaic system (QUT will provide a further \$70,000 towards the PV costs this financial year), and more than \$480,000 towards the costs of demountable offices and staff facilities on site and towards civil works, infrastructure, laboratory instrumentation, chemicals and consumables. These contributions from QUT are not included in the Lava Blue total expenditure of approximately \$7.3 million

The majority of capital expenditure on the core HPA facility is complete, although there are ongoing capability and process development costs to be met including the completion and commissioning of the machine learning capabilities that will underpin the next level of materials research and development at the facility.

Grants and R&D Rebates

At the commencement of the 2022-23 Financial Year the grant that Lava Blue was awarded in July 2019 from the Innovative Manufacturing CRC still had three months to run. Having been amended and extended twice during the course of the project, it was due to complete on September 30, 2022. The IMCRC sunset clause also meant that the CRC itself was being wound up on December 31, 2022.

Noting the success of the Lava Blue QUT HPA industrialization program, the CRC offered to provide a final amendment to the grant agreement and increased the total grant value by an additional \$259,000 in October 2022, funds that were used to continue funding QUT contract research.

The IM CRC grant final report was acquitted before December 31, 2022, following a more than two year program with a total final project value of \$2,282,907 of which Lava Blue provided 50%.

In the previous period, during April 2022, Lava Blue had won an approximately \$5.2 million grant from the Federal Department of Industry, Science and Resources Critical Minerals Accelerator Program for a project focussed on developing methods for the production of HPA and potentially other minerals from the vanadium rich Toolebuc formation in North Queensland. The Deed of Grant was settled and signed post the change of Government in May 2022, and the grant funded project commenced on December 1, 2022. While the original expected start date was delayed by four months, the end date was not able to be adjusted. The dollar-for-dollar matched grant project runs until March 2025. In the reporting period the CMAI grant provided \$1,833,291 towards project costs.

As part of the CMAI project the Company is using the HPA demonstration process at PRISM to develop an advanced Machine Learning capacity to apply to design and operation of mineral processing. This work will deliver the 'predictive capability' of the research conducted at PRISM. The foundations of this project include development, fabrication, testing and installation of robust novel sensors in the reaction vessels. A second aspect of this project is implementation of an effective cyber security framework and practices in the Company. Both of those activities were commenced in the period and, are rapidly progressing and are ongoing.

In September 2023 the Company received an R&D tax offset refund of \$2.0 million from the ATO on eligible research expenditure in FY23 (pcp \$2.0 million).

Licensees

Throughout the period the Company worked closely with our first licensee, Queensland Pacific Metals, and their engineering consultants, supporting first stage design and procurement studies for a 4,000 tonne per annum HPA plant intended to be constructed in Townsville. QPM has been developing processes, designs and financing arrangements for a nickel and cobalt processing plant with a total project cost in excess of \$2 billion. The QPM HPA plant however is being designed effectively as a stand-alone processing operation, although it will clearly benefit from the extensive shared infrastructure and utilities on the site.

Under the terms of the license with Lava Blue, QPM will pay royalties for 20 years on gross sales of HPA from their Townsville project commencing on the date of their first sale of HPA from their industrial scale plant, expected to be in the 2026 calendar year. Upon signing the license in June 2022, QPM paid a lump sum for scientific services and engineering support and Lava Blue has been actively supporting QPM's project development activities since that time, more recently producing HPA at PRISM for QPM to use in market testing.

In February 2023 the Company completed a license agreement and a master services agreement with Vecco Group Ltd, our second licensee for HPA processing methods (veccogroup.com.au). Vecco is developing a vanadium mining project near Julie Creek in far north Queensland and is planning to produce as much as 4,000 tonnes per annum of HPA from the aluminium rich waste derived from their vanadium processing plant.

Under the terms of the Master Services Agreement Vecco will pay Lava Blue monthly payments for scientific services and engineering support. These payments commenced in May 2023 and continue until February 2025. These funds are contributions to the matching funded required under the \$5.2 million CMAI grant.

Under the terms of the license, Vecco will pay royalties for 20 years on gross sales of HPA from their Julia Creek project. However, in recognition of the contribution to the CMAI project under the Master Services Agreement, Vecco can utilise any other IP developed for processing and recovery of any other minerals from the waste stream of their Vanadium process on a royalty free basis. At this early stage in the project the Company is investigating the potential for recoveries of molybdenum and magnesium from the waste.

Lava Blue Ltd
Directors' report
30 June 2023

Under the terms of this foundation agreement with Vecco, Lava Blue is limited to licensing the HPA processing methods to no more than three Toolebuc focussed, vanadium project developers. There are currently 5 advanced Toolebuc focussed vanadium projects in North Queensland in addition to the Vecco project, providing Lava Blue with a number of attractive options on potential new licensees in this rapidly developing minerals province.

Patents

In September 2022 the Company lodged a provisional patent application in Australia, 'A Method for Producing an Aluminous Material Provisional Patent Application No 2022902817. This patent covers discoveries made by Cameron Johnston, one of the Doctoral candidates at QUT for which the Company has provided a scholarship. This work relates to processes for manufacturing HPA from fly ash deposited in ash dams at coal fired power stations. Subsequent to the reporting period, on September 8, 2023, an application was made under the Patent Co-operation Treaty for international coverage of this patent

In February 2023 the Company lodged a provisional patent application in Australia, 'A Method for Producing a Doped Metal Oxide', Australian Provisional Patent Application Number 2023900349 . This patent covers discoveries made by one of the post-doctoral researchers at QUT for which the Company has provided financial support. This work by Dr Rachel Pepper relates to processes for down stream value adding to high purity alumina.

Industry and Government

In May 2023 the Company entered into an MoU with the Queensland Department of Resources giving us access to an extensive data base of mine waste dumps across the State which the Company will investigate to identify any mine wastes which might be able to be processed using our mineral processing methods.

Throughout the period the Company contributed quarterly payments to the Future Batteries Industries CRC (\$15,000 per quarter) and maintained its membership to the Critical Minerals Association of Australia (\$10,000 per annum) and the Advanced Materials and Battery Council (\$5,000 per annum).

The Company has been an active participant in support for the development of the National Battery Testing Centre (NBTC) in Brisbane, an FBI CRC sponsored project. The Company has made a commitment of \$1.2 million in cash contributions over four years to the Queensland Energy Storage Technology Hub (QUESTHub) which is being funded by a \$15 million grant from the Queensland Government and contributions of \$12 million from industry participants. Between the capabilities of the NBTC and QUESTHub the Company will have access to the equipment and technical expertise required to investigate manufacturing of value added HPA products including ceramic coated separators for Li-ion batteries.

During the period the Company provided written submissions and participated in consulting workshops on the design of the Federal and Queensland Governments' Critical Minerals and Battery Industry strategies, and on the design, focus and operation of the National Reconstruction Fund, among other contributions to policy and program development.

The Company has hosted numerous visitors to PRISM in the course of the year including the Hon Scott Stewart, Minister for Resources in Queensland, the Hon Lance McCallum the Assistant Minister for Energy in Queensland, Warick Agnew the Director General of the Department of Resources in Queensland, and many other private and public sector executives.

Mining and Exploration Permits

In December 2022 the Company voted at its AGM for the demerger of Boomarra Minerals Ltd. This demerger reduced total holding of exploration permits by the consolidated group of companies to approximately 1995 sq km in 11 granted permits and two application areas in three geographical groupings as tabulated below.

**Lava Blue Ltd
Directors' report
30 June 2023**

Entity and Mineral	Identifier	Current Area Sq km	Project Name	Status
Mt Rosey Mining - Lava Plains				
HPA/Sapphire/Basalts	ML 10314	64 Ha	Mt Rosey Mine Camp in EPM 18455	Granted
HPA/Sapphire	EPM 18455	189	South Terrace HPA and Sapphire	Granted
Titanium Niobium REE	EPM 19575	144	Broken Vent Ti-Nb REE	Granted
Volcanic Hosted REE	EPM 13191	102	Mt Rosey McBride Basalts	Granted
Tungsten, Nickel, Cobalt	EPM 28076	258	Perry Creek Critical Minerals Project	Granted
Tungsten, Nickel, Cobalt	EPMA 28734	120	Lincoln Spring Perry Creek Extension	Application
Cloncurry Industrial				
HPQ Silicon Metal	EPM 26161	12	HJ Reef HPQ	Granted
HPQ Silicon Metal	EPM 27915	9	HJ Reef Eastern Extension	Granted
HPQ Silicon Metal	EPM 28572	30	Cloncurry North HPQ	Application
North East Lithium				
Tin, Tungsten, Lithium	EPM 28132	234	Undara North	Granted
Tin, Tungsten, Lithium	EPM 28134	300	Amber Creek Critical Minerals Project	Granted
Tin, Tungsten, Lithium	EPM 28141	297	Ironclad Critical Minerals Project	Granted
Tin, Tungsten, Lithium	EPM 28144	300	Mt Pudding Critical Minerals Project	Granted
Approximate total		1995		

Exploration activity across these holdings is largely constrained to dry season conditions and access. Activity in the first half of the period, July to October 2022, was largely on the properties that were owned by the now demerged entity, Boomarra Minerals Ltd, results of which will be reported by that company.

Exploration in the second half of the period was limited to field work conducted in June. Subsequent to the period the Company was active in the field between July and September and large numbers of mineral samples have been collected from various prospects across the portfolio of mineral properties that have been submitted to ALS and QUT for analysis. Material results of exploration activity will be released to shareholders as they come in.

Significant changes in the state of affairs

There were no significant changes in the state of affairs of the consolidated entity during the financial year.

Matters subsequent to the end of the financial year

At time of writing the Company has received a further \$1.047 million from the CMAI grant funding since July 1, 2023. On October 17, 2023 the Company received an R&D Tax rebate from the ATO of approximately \$1.81 million.

The Company commenced a capital raising in June 2023, initially with offers to existing shareholders, to raise as much as \$3 million at \$0.225c per share. These funds will largely be used to provide matching funding to the \$5.2 million CMAI grant and working capital at PRISM. At time of writing the Company had received more than \$1.35 million in new investment, including an investment of \$100,000 from QUT and \$750,000 from an existing significant shareholder. Fund raising programs are continuing.

On October 1, 2023, the Company employed three personnel who were previously employed by QUT, and who had been working on the Lava Blue project. Importantly Dr Dominic Alexander, who had led the laboratory processing of HPA at QUT for the prior 2 years joined Lava Blue as Chief Science Officer working full time at PRISM. Louis Sweet who had worked on laboratory scale processes at QUT for Lava Blue has also joined the team at PRISM as has Andrew Battersby a maintenance engineer who previously worked across QUT.

At the end of October 2023 Critical Minerals Group Ltd (ASX:CMG) entered into a license and Master Services Agreement with Lava Blue on terms largely similar to the first two licenses. CMG is the Company's second licensee developing a vanadium and HPA project processing Toolebuc formation ores in North Queensland. This license confirms Lava Blue's position enabling critical minerals developers, improving the economics of vanadium producers in the Toolebuc, a focus of the CMAI funded program.

The Centre for Predictive Research into Specialty Materials (PRISM) is producing between 10kg and 20kg of high purity alumina per week. Lava Blue has delivered the first 30 kg of >4N HPA for QPM's market research and testing, initially in the US for manufacturing sapphire glass.

In November 2023 the Company appointed Michael Ford as a Director of the Board. Michael has been working with Lava Blue as our Brisbane based executive responsible for community and government relations in Brisbane, and as a result has been an integral part of the team involved in the development of PRISM. He continues to work closely with QUT and across the Queensland Government on behalf of Lava Blue. Michael's prior decades of broad business experience and his expertise in commodities trading have proven highly relevant to the Company and his appointment to the Board continues the tradition of Lava Blue being an 'owners corporation'.

This is an aspect of the Company that has been fostered since its foundation and today every single employee, every Director and many of the contractors who provide services to Lava Blue are also shareholders. The great majority of those parties invested in the Company first, before their capabilities and skills were identified as being useful in the development of the Company. All commercial engagements are however still entirely at arms length and on competitive terms. However the often notable difference being the degree of care and attention to delivery that a shareholder brings when working with us. As Lava Blue lays the foundations of a Company preparing for rapid and substantial growth, this degree of engagement by 'shareholders suppliers' in the vision and purpose of the Company will serve us well in the future.

Apart from the matters discussed above, no other matter or circumstance has arisen since 30 June 2023 that has significantly affected, or may significantly affect the consolidated entity's operations, the results of those operations, or the consolidated entity's state of affairs in future financial years.

Likely developments and expected results of operations

Information on likely developments in the operations of the consolidated entity and the expected results of operations have not been included in this report because the directors believe it would be likely to result in unreasonable prejudice to the consolidated entity.

Environmental regulation

Throughout the period the consolidated entity was in compliance with and its obligations under environmental and mining regulations under Australian Commonwealth and State laws.

Information on directors

Name: Michael McCann
Title: Managing Director
Experience and expertise: Highly experienced in running complex multi-disciplinary research projects, Michael has spent the majority of his career working in the energy sector with a focus on the emissions intensity of economic activity and both technical and economic avenues for decarbonization of the Australian economy. Noted for undertaking sometimes multi-decade projects such as his ongoing role as co-author of the Australian inventory of synthetic greenhouse gases in the economy, Michael founded the Mt Rosey Mining Company Pty Ltd, the company that evolved into Lava Blue Ltd, in 2008, for the purpose of exploring for rare earths and what were then referred to as 'energy metals'. A strategic thinker and leader he is working to position Lava Blue to leverage the major energy and economic trends of the 21st century by delivering break through materials science and minerals processing capacity to the Australian critical minerals industry utilizing advanced machine reasoning capability and fundamental science

Other key directorships: Uniflow Power, Boomarra Minerals

Name: Sylvia Tulloch
Title: Chairperson
Experience and expertise: Materials scientist with many years experience in establishment and management of high technology business, and a particular interest in the commercialisation process, nanotechnology and the cleantech sector.

Founding MD of Dyesol (ASX.DYE), a company established to commercialise R&D into 3rd generation solar technology. Other ASX roles included Chairman of Ecoquest Limited, now Cynata (CYP), and a current appointment as Chairman and Science Director of Zeotech (ZEO), developing cleantech solutions based on proprietary manufactured zeolites.

Shareholder, angel investor and Director of: Balance Mat, commercialising fibre optic sensor systems for measuring balance, Uniflow Power, commercialising biomass fuelled electricity generators, Aerial AI, Wildlife Drones and Sundrive Solar, developing copper conductor systems for photovoltaics. Chair of Griffin Accelerator Holdings and a member of the CBRIN Board, An active member of the Canberra innovation ecosystem.

Past roles include being on the Boards of several Cleantech industry associations. A member of the Future Manufacturing Industries Innovation Council and Chair of the ACT Renewable Energy Innovation Fund Business Advisory Board.

Name: James Roderick Lockhart Kruger
Title: Executive Director
Experience and expertise: Former senior Macquarie Banker in Asia. Experienced private investor and trusted commercial and financial advisor in decarbonisation and sovereign capability incl technology commercialisation and decarbonisation supply chains.

Other key directorships: Quantum Brilliance, Powerhouse Ventures, Boomarra Minerals, New Electric Partners, Halocell

Name: Uwe Boettcher
Title: Non-executive Director
Experience and expertise: Company director, Notary public, Investor in companies commercializing technology, corporate adviser

Other key directorships: Greenmag, Kord Group of Companies, Health Innovate, MCI Carbon

Lava Blue Ltd
Directors' report
30 June 2023

Name: James Richard Palmer
Title: Finance Director
Experience and expertise: James is an experienced CFO and Board Director, currently providing CFO advisory services to early-stage, fast growth companies and serving on the boards of RAS Technology Holdings (ASX:RTH), Epicorp and the Royal Australian Mint (Chair of Audit & Risk Committee & Member of the Advisory Board). James' previous experience includes CFO of ArchTIS (ASX:AR9), CFO of Seeing Machines (AIM:SEE), as a partner at EY where he was also managing partner of the Canberra audit practice, and as a board member for a series of private and not-for-profit organisations. James is a fellow of the Institute of Chartered Accountants and is a Graduate of the Australian Institute of Company Directors. James holds a Bachelor of Science (Hons) from Manchester University.

Meetings of directors

The number of meetings of the company's Board of Directors ('the Board') held during the year ended 30 June 2023, and the number of meetings attended by each director were:

	Full Board	
	Attended	Held
Uwe Boettcher	9	9
James Kruger	9	9
James Palmer	9	9
Michael McCann	9	9
Sylvia Tulloch	9	9

Held: represents the number of meetings held during the time the director held office.

Shares under option

There were 2,849,328 ordinary shares of Lava Blue Ltd under option outstanding at the date of this report.

Shares issued on the exercise of options

There were 5,525,438 ordinary shares of Lava Blue Ltd issued on the exercise of options during the year ended 30 June 2023 and up to the date of this report.

Indemnity and insurance of officers

The company has indemnified the directors and executives of the company for costs incurred, in their capacity as a director or executive, for which they may be held personally liable, except where there is a lack of good faith.

During the financial year, the company paid a premium in respect of a contract to insure the directors and executives of the company against a liability to the extent permitted by the Corporations Act 2001. The contract of insurance prohibits disclosure of the nature of the liability and the amount of the premium.

Indemnity and insurance of auditor

The company has not, during or since the end of the financial year, indemnified or agreed to indemnify the auditor of the company or any related entity against a liability incurred by the auditor.

During the financial year, the company has not paid a premium in respect of a contract to insure the auditor of the company or any related entity.

Proceedings on behalf of the company

No person has applied to the Court under section 237 of the Corporations Act 2001 for leave to bring proceedings on behalf of the company, or to intervene in any proceedings to which the company is a party for the purpose of taking responsibility on behalf of the company for all or part of those proceedings.

Auditor's independence declaration

A copy of the auditor's independence declaration as required under section 307C of the Corporations Act 2001 is set out immediately after this directors' report.

Lava Blue Ltd
Directors' report
30 June 2023

Auditor

Nexia Sydney Audit Pty Ltd continues in office in accordance with section 327 of the Corporations Act 2001.

This report is made in accordance with a resolution of directors, pursuant to section 298(2)(a) of the Corporations Act 2001.

On behalf of the directors



Michael McCann
Director

13 November 2023

To the Board of Directors of Lava Blue Ltd

Auditor's Independence Declaration under section 307C of the *Corporations Act 2001*

As lead audit director for the audit of the financial statements of Lava Blue Ltd for the financial year ended 30 June 2023, I declare that to the best of my knowledge and belief, there have been no contraventions of:

- (a) the auditor independence requirements of the *Corporations Act 2001* in relation to the audit; and
- (b) any applicable code of professional conduct in relation to the audit.

Yours sincerely



Nexia Sydney Audit Pty Ltd



Stephen Fisher

Director

Dated: 13 November 2023

Sydney

Lava Blue Ltd
Contents
30 June 2023

Statement of profit or loss and other comprehensive income	11
Statement of financial position	12
Statement of changes in equity	13
Statement of cash flows	14
Notes to the financial statements	15
Directors' declaration	40
Independent auditor's report to the members of Lava Blue Ltd	41

General information

The financial statements cover Lava Blue Ltd as a consolidated entity consisting of Lava Blue Ltd and the entities it controlled at the end of, or during, the year. The financial statements are presented in Australian dollars, which is Lava Blue Ltd's functional and presentation currency.

Lava Blue Ltd is an unlisted public company limited by shares, incorporated and domiciled in Australia. Its registered office and principal place of business are:

Registered office

Stephen Kay and CO Pty Ltd
Unit 8 747 Fairfield Road Yeerongpilly QLD 4105

Principal place of business

Canberra: Suite 3 Level 3 Endeavour House
1 Franklin Street Griffith ACT 2603
Brisbane: The Centre for Predictive Research into Specialty
Materials
75 Macarthur Street Alexandra Hills QLD 4161

A description of the nature of the consolidated entity's operations and its principal activities are included in the directors' report, which is not part of the financial statements.

The financial statements were authorised for issue, in accordance with a resolution of directors, on 13 November 2023. The directors have the power to amend and reissue the financial statements.

Lava Blue Ltd
Statement of profit or loss and other comprehensive income
For the year ended 30 June 2023

		Consolidated	
	Note	2023	2022
		\$	(restated)
			\$
Revenue from contracts with customers	4	168,440	1,573,723
Other income	5	3,840,851	2,407,017
Expenses			
Depreciation expense - plant and equipment	12	(36,937)	(37,822)
Depreciation expense - right-of-use assets	13	(40,751)	(40,751)
Depreciation expense - intangible assets	14	(59,533)	(37,706)
Employee benefits expense		(135,644)	(65,057)
Finance costs		(64,227)	(21,160)
Pilot plant expenses		(3,661,325)	(3,707,226)
IM CRC funding commitments		(213,979)	(605,826)
Contractor expenses		(598,141)	(38,781)
Professional fees		(333,954)	(93,934)
Exploration expenses		(230,958)	(82,696)
Travel expenses		(139,359)	(28,170)
IT expenses		(81,809)	(14,657)
Office related expenses		(48,889)	(55,952)
Other expenses		(345,750)	(457,517)
Share based payments	36	(585,758)	(529,096)
Loss before income tax expense		(2,567,723)	(1,835,611)
Income tax expense	6	(223,770)	-
Loss after income tax expense for the year attributable to the owners of Lava Blue Ltd		(2,791,493)	(1,835,611)
Other comprehensive income for the year, net of tax		-	-
Total comprehensive income for the year attributable to the owners of Lava Blue Ltd		<u>(2,791,493)</u>	<u>(1,835,611)</u>

Refer to note 3 for detailed information on Restatement of comparatives.

The above statement of profit or loss and other comprehensive income should be read in conjunction with the accompanying notes

Lava Blue Ltd
Statement of financial position
As at 30 June 2023

		Consolidated		
	Note	2023	2022	2022
		\$	\$	(restated)
				\$
Assets				
Current assets				
Cash and cash equivalents	7	128,905	117,870	117,870
Trade and other receivables	8	2,293,716	3,747,557	3,747,557
Other financial assets	9	210,000	165,000	165,000
Other	10	42,955	299,445	299,445
Total current assets		<u>2,675,576</u>	<u>4,329,872</u>	<u>4,329,872</u>
Non-current assets				
Receivables	11	15,566	15,392	15,392
Property, plant and equipment	12	259,133	246,206	246,206
Right-of-use assets	13	27,167	67,918	67,918
Intangibles	14	1,204,580	1,241,909	1,241,909
Other financial assets	15	15,840	15,840	15,840
Total non-current assets		<u>1,522,286</u>	<u>1,587,265</u>	<u>1,587,265</u>
Total assets		<u>4,197,862</u>	<u>5,917,137</u>	<u>5,917,137</u>
Liabilities				
Current liabilities				
Trade and other payables	16	173,906	371,762	371,762
Borrowings	17	31,190	-	-
Lease liabilities	18	29,342	37,717	37,717
Income tax	19	223,770	-	-
Employee benefits	20	4,753	1,554	1,554
Other	21	1,048,364	360,000	360,000
Total current liabilities		<u>1,511,325</u>	<u>771,033</u>	<u>771,033</u>
Non-current liabilities				
Borrowings	22	711,152	761,152	761,152
Lease liabilities	23	-	32,928	32,928
Total non-current liabilities		<u>711,152</u>	<u>794,080</u>	<u>794,080</u>
Total liabilities		<u>2,222,477</u>	<u>1,565,113</u>	<u>1,565,113</u>
Net assets		<u>1,975,385</u>	<u>4,352,024</u>	<u>4,352,024</u>
Equity				
Issued capital	24	9,529,177	9,809,081	9,809,081
Reserves	25	1,389,633	-	694,875
Accumulated losses		<u>(8,943,425)</u>	<u>(5,457,057)</u>	<u>(6,151,932)</u>
Total equity		<u>1,975,385</u>	<u>4,352,024</u>	<u>4,352,024</u>

Refer to note 3 for detailed information on Restatement of comparatives.

The above statement of financial position should be read in conjunction with the accompanying notes

Lava Blue Ltd
Statement of changes in equity
For the year ended 30 June 2023

Consolidated	Issued capital \$	Revaluation reserves \$	Share based payment reserves \$	Accumulated losses \$	Total equity \$
Balance at 1 July 2021	6,319,338	-	-	(4,149,937)	2,169,401
Restatement due to adoption of AASB16	-	-	-	(605)	(605)
Restatement due to recognition of share based payments	-	-	165,779	(165,779)	-
Balance at 1 July 2021 - restated	6,319,338	-	165,779	(4,316,321)	2,168,796
Loss after income tax expense for the year	-	-	-	(1,306,515)	(1,306,515)
Other comprehensive income for the year, net of tax	-	-	-	-	-
Total comprehensive income for the year	-	-	-	(1,306,515)	(1,306,515)
Shares issued during the year	3,544,743	-	-	-	3,544,743
Transaction costs	(55,000)	-	-	-	(55,000)
Balance at 30 June 2022	<u>9,809,081</u>	<u>-</u>	<u>165,779</u>	<u>(5,622,836)</u>	<u>4,352,024</u>

Refer to note 3 for detailed information on Restatement of comparatives.

Consolidated	Issued capital \$	Revaluation reserves \$	Share based payment reserves \$	Accumulated losses \$	Total equity \$
Balance at 1 July 2022	9,809,081	-	165,779	(5,622,836)	4,352,024
Restatement due to recognition of share based payments	-	-	529,096	(529,096)	-
Balance at 1 July 2022 - restated	9,809,081	-	694,875	(6,151,932)	4,352,024
Loss after income tax expense for the year	-	-	-	(2,791,493)	(2,791,493)
Other comprehensive income for the year, net of tax	-	-	-	-	-
Total comprehensive income for the year	-	-	-	(2,791,493)	(2,791,493)
Revaluation of tenements	-	109,000	-	-	109,000
Non-cash distributions	(382,273)	-	-	-	(382,273)
Shares issued in the year	103,619	-	-	-	103,619
Transaction costs	(1,250)	-	-	-	(1,250)
Share-based payments (note 36)	-	-	585,758	-	585,758
Balance at 30 June 2023	<u>9,529,177</u>	<u>109,000</u>	<u>1,280,633</u>	<u>(8,943,425)</u>	<u>1,975,385</u>

The above statement of changes in equity should be read in conjunction with the accompanying notes

Lava Blue Ltd
Statement of cash flows
For the year ended 30 June 2023

	Note	Consolidated	
		2023	2022
		\$	\$
Cash flows from operating activities			
Receipts from activities (inclusive of GST)		6,464,123	2,131,385
Payments to suppliers (inclusive of GST)		<u>(6,314,777)</u>	<u>(5,572,739)</u>
		149,346	(3,441,354)
Interest received		117	117
Interest and other finance costs paid		<u>(64,953)</u>	<u>(21,160)</u>
Net cash from/(used in) operating activities	35	<u>84,510</u>	<u>(3,462,397)</u>
Cash flows from investing activities			
Payments for investments in Future Batteries Industry CRC		(45,000)	(60,000)
Payments for property, plant and equipment	12	(58,233)	(8,542)
Payments for intangibles	14	(22,205)	(5,110)
Payments for security deposits		(174)	-
Proceeds from disposal of property, plant and equipment		<u>10,000</u>	<u>-</u>
Net cash used in investing activities		<u>(115,612)</u>	<u>(73,652)</u>
Cash flows from financing activities			
Proceeds from issue of shares		103,619	2,381,389
Share issue transaction costs		(1,250)	(55,000)
Repayment of borrowings		(750,000)	-
Proceeds of borrowings		731,071	750,000
Repayment of lease liabilities		<u>(41,303)</u>	<u>(38,629)</u>
Net cash from financing activities		<u>42,137</u>	<u>3,037,760</u>
Net increase/(decrease) in cash and cash equivalents		11,035	(498,289)
Cash and cash equivalents at the beginning of the financial year		<u>117,870</u>	<u>616,159</u>
Cash and cash equivalents at the end of the financial year	7	<u><u>128,905</u></u>	<u><u>117,870</u></u>

The above statement of cash flows should be read in conjunction with the accompanying notes

Note 1. Significant accounting policies

The principal accounting policies adopted in the preparation of the financial statements are set out below. These policies have been consistently applied to all the years presented, unless otherwise stated.

New or amended Accounting Standards and Interpretations adopted

The consolidated entity has adopted all of the new or amended Accounting Standards and Interpretations issued by the Australian Accounting Standards Board ('AASB') that are mandatory for the current reporting period.

Any new or amended Accounting Standards or Interpretations that are not yet mandatory have not been early adopted.

Going concern

The financial report has been prepared on the going concern basis, which assumes continuity of normal activities and the realisation of assets and the settlement of liabilities in the ordinary course of business. For the year ended 30 June 2023, the consolidated entity reported:

- a loss after income tax of \$2,791,493
- net cash from operating activities of \$84,510
- net current assets of 1,164,251

The directors are confident that the consolidated entity can continue to access equity funding to meet its working capital requirements.

On the basis of the above, the directors are satisfied that at the date of signing the financial report, there are reasonable grounds to believe that the consolidated entity will be able to meet its debts as and when they fall due and that it is appropriate for the financial report to be prepared on a going concern basis.

Basis of preparation

These general purpose financial statements have been prepared in accordance with Australian Accounting Standards and Interpretations issued by the Australian Accounting Standards Board ('AASB') and the Corporations Act 2001, as appropriate for for-profit oriented entities. These financial statements also comply with International Financial Reporting Standards as issued by the International Accounting Standards Board ('IASB').

Historical cost convention

The financial statements have been prepared under the historical cost convention, except for, where applicable, the revaluation of financial assets and liabilities at fair value through profit or loss, financial assets at fair value through other comprehensive income, investment properties, certain classes of property, plant and equipment and derivative financial instruments.

Critical accounting estimates

The preparation of the financial statements requires the use of certain critical accounting estimates. It also requires management to exercise its judgement in the process of applying the consolidated entity's accounting policies. The areas involving a higher degree of judgement or complexity, or areas where assumptions and estimates are significant to the financial statements, are disclosed in note 2.

Parent entity information

In accordance with the Corporations Act 2001, these financial statements present the results of the consolidated entity only. Supplementary information about the parent entity is disclosed in note 32.

Principles of consolidation

The consolidated financial statements incorporate the assets and liabilities of all subsidiaries of Lava Blue Ltd ('company' or 'parent entity') as at 30 June 2023 and the results of all subsidiaries for the year then ended. Lava Blue Ltd and its subsidiaries together are referred to in these financial statements as the 'consolidated entity'.

Subsidiaries are all those entities over which the consolidated entity has control. The consolidated entity controls an entity when the consolidated entity is exposed to, or has rights to, variable returns from its involvement with the entity and has the ability to affect those returns through its power to direct the activities of the entity. Subsidiaries are fully consolidated from the date on which control is transferred to the consolidated entity. They are de-consolidated from the date that control ceases.

Note 1. Significant accounting policies (continued)

Intercompany transactions, balances and unrealised gains on transactions between entities in the consolidated entity are eliminated. Unrealised losses are also eliminated unless the transaction provides evidence of the impairment of the asset transferred. Accounting policies of subsidiaries have been changed where necessary to ensure consistency with the policies adopted by the consolidated entity.

The acquisition of subsidiaries is accounted for using the acquisition method of accounting. A change in ownership interest, without the loss of control, is accounted for as an equity transaction, where the difference between the consideration transferred and the book value of the share of the non-controlling interest acquired is recognised directly in equity attributable to the parent.

Where the consolidated entity loses control over a subsidiary, it derecognises the assets including goodwill, liabilities and non-controlling interest in the subsidiary together with any cumulative translation differences recognised in equity. The consolidated entity recognises the fair value of the consideration received and the fair value of any investment retained together with any gain or loss in profit or loss.

Revenue recognition

The consolidated entity recognises revenue as follows:

Revenue from contracts with customers

Revenue is recognised at an amount that reflects the consideration to which the consolidated entity is expected to be entitled in exchange for transferring goods or services to a customer. For each contract with a customer, the consolidated entity: identifies the contract with a customer; identifies the performance obligations in the contract; determines the transaction price which takes into account estimates of variable consideration and the time value of money; allocates the transaction price to the separate performance obligations on the basis of the relative stand-alone selling price of each distinct good or service to be delivered; and recognises revenue when or as each performance obligation is satisfied in a manner that depicts the transfer to the customer of the goods or services promised.

Variable consideration within the transaction price, if any, reflects concessions provided to the customer such as discounts, rebates and refunds, any potential bonuses receivable from the customer and any other contingent events. Such estimates are determined using either the 'expected value' or 'most likely amount' method. The measurement of variable consideration is subject to a constraining principle whereby revenue will only be recognised to the extent that it is highly probable that a significant reversal in the amount of cumulative revenue recognised will not occur. The measurement constraint continues until the uncertainty associated with the variable consideration is subsequently resolved. Amounts received that are subject to the constraining principle are recognised as a refund liability.

Sale of goods

Revenue from the sale of goods is recognised at the point in time when the customer obtains control of the goods, which is generally at the time of delivery.

Rendering of services

Revenue from a contract to provide services is recognised over time as the services are rendered based on either a fixed price or an hourly rate.

Grant revenue

Government grants are recognised at fair value where there is reasonable assurance that the grant will be received and all grant conditions will be met. Grants relating to expense items are recognised as income over the periods necessary to match the grant to the costs they are compensating. Grants relating to assets are presented in the statement of financial position by deducting the grant from the carrying amount of the asset.

Interest

Interest revenue is recognised as interest accrues using the effective interest method. This is a method of calculating the amortised cost of a financial asset and allocating the interest income over the relevant period using the effective interest rate, which is the rate that exactly discounts estimated future cash receipts through the expected life of the financial asset to the net carrying amount of the financial asset.

Other revenue

Other revenue is recognised when it is received or when the right to receive payment is established.

Note 1. Significant accounting policies (continued)

Income tax

The income tax expense or benefit for the period is the tax payable on that period's taxable income based on the applicable income tax rate for each jurisdiction, adjusted by the changes in deferred tax assets and liabilities attributable to temporary differences, unused tax losses and the adjustment recognised for prior periods, where applicable.

Deferred tax assets and liabilities are recognised for temporary differences at the tax rates expected to be applied when the assets are recovered or liabilities are settled, based on those tax rates that are enacted or substantively enacted, except for:

- When the deferred income tax asset or liability arises from the initial recognition of goodwill or an asset or liability in a transaction that is not a business combination and that, at the time of the transaction, affects neither the accounting nor taxable profits; or
- When the taxable temporary difference is associated with interests in subsidiaries, associates or joint ventures, and the timing of the reversal can be controlled and it is probable that the temporary difference will not reverse in the foreseeable future.

Deferred tax assets are recognised for deductible temporary differences and unused tax losses only if it is probable that future taxable amounts will be available to utilise those temporary differences and losses.

The carrying amount of recognised and unrecognised deferred tax assets are reviewed at each reporting date. Deferred tax assets recognised are reduced to the extent that it is no longer probable that future taxable profits will be available for the carrying amount to be recovered. Previously unrecognised deferred tax assets are recognised to the extent that it is probable that there are future taxable profits available to recover the asset.

Deferred tax assets and liabilities are offset only where there is a legally enforceable right to offset current tax assets against current tax liabilities and deferred tax assets against deferred tax liabilities; and they relate to the same taxable authority on either the same taxable entity or different taxable entities which intend to settle simultaneously.

Current and non-current classification

Assets and liabilities are presented in the statement of financial position based on current and non-current classification.

An asset is classified as current when: it is either expected to be realised or intended to be sold or consumed in the consolidated entity's normal operating cycle; it is held primarily for the purpose of trading; it is expected to be realised within 12 months after the reporting period; or the asset is cash or cash equivalent unless restricted from being exchanged or used to settle a liability for at least 12 months after the reporting period. All other assets are classified as non-current.

A liability is classified as current when: it is either expected to be settled in the consolidated entity's normal operating cycle; it is held primarily for the purpose of trading; it is due to be settled within 12 months after the reporting period; or there is no unconditional right to defer the settlement of the liability for at least 12 months after the reporting period. All other liabilities are classified as non-current.

Deferred tax assets and liabilities are always classified as non-current.

Cash and cash equivalents

Cash and cash equivalents includes cash on hand, deposits held at call with financial institutions, other short-term, highly liquid investments with original maturities of three months or less that are readily convertible to known amounts of cash and which are subject to an insignificant risk of changes in value.

Trade and other receivables

Trade receivables are initially recognised at fair value and subsequently measured at amortised cost using the effective interest method, less any allowance for expected credit losses. Trade receivables are generally due for settlement within 30 days.

The consolidated entity has applied the simplified approach to measuring expected credit losses, which uses a lifetime expected loss allowance. To measure the expected credit losses, trade receivables have been grouped based on days overdue.

Other receivables are recognised at amortised cost, less any allowance for expected credit losses.

Note 1. Significant accounting policies (continued)

Investments and other financial assets

Investments and other financial assets are initially measured at fair value. Transaction costs are included as part of the initial measurement, except for financial assets at fair value through profit or loss. Such assets are subsequently measured at either amortised cost or fair value depending on their classification. Classification is determined based on both the business model within which such assets are held and the contractual cash flow characteristics of the financial asset unless an accounting mismatch is being avoided.

Financial assets are derecognised when the rights to receive cash flows have expired or have been transferred and the consolidated entity has transferred substantially all the risks and rewards of ownership. When there is no reasonable expectation of recovering part or all of a financial asset, its carrying value is written off.

Financial assets at amortised cost

A financial asset is measured at amortised cost only if both of the following conditions are met: (i) it is held within a business model whose objective is to hold assets in order to collect contractual cash flows; and (ii) the contractual terms of the financial asset represent contractual cash flows that are solely payments of principal and interest.

Impairment of financial assets

The consolidated entity recognises a loss allowance for expected credit losses on financial assets which are either measured at amortised cost or fair value through other comprehensive income. The measurement of the loss allowance depends upon the consolidated entity's assessment at the end of each reporting period as to whether the financial instrument's credit risk has increased significantly since initial recognition, based on reasonable and supportable information that is available, without undue cost or effort to obtain.

Where there has not been a significant increase in exposure to credit risk since initial recognition, a 12-month expected credit loss allowance is estimated. This represents a portion of the asset's lifetime expected credit losses that is attributable to a default event that is possible within the next 12 months. Where a financial asset has become credit impaired or where it is determined that credit risk has increased significantly, the loss allowance is based on the asset's lifetime expected credit losses. The amount of expected credit loss recognised is measured on the basis of the probability weighted present value of anticipated cash shortfalls over the life of the instrument discounted at the original effective interest rate.

For financial assets mandatorily measured at fair value through other comprehensive income, the loss allowance is recognised in other comprehensive income with a corresponding expense through profit or loss. In all other cases, the loss allowance reduces the asset's carrying value with a corresponding expense through profit or loss.

Property, plant and equipment

Plant and equipment is stated at historical cost less accumulated depreciation and impairment. Historical cost includes expenditure that is directly attributable to the acquisition of the items.

Depreciation is calculated on a straight-line basis to write off the net cost of each item of property, plant and equipment (excluding land) over their expected useful lives as follows:

Plant and equipment	3-10 years
Furniture, fixtures and fittings	4-10 years
Motor vehicles	6 years
Office equipment	4-10 years
Low value asset pool	2-3 years

The residual values, useful lives and depreciation methods are reviewed, and adjusted if appropriate, at each reporting date.

An item of property, plant and equipment is derecognised upon disposal or when there is no future economic benefit to the consolidated entity. Gains and losses between the carrying amount and the disposal proceeds are taken to profit or loss. Any revaluation surplus reserve relating to the item disposed of is transferred directly to retained profits.

Note 1. Significant accounting policies (continued)

Right-of-use assets

A right-of-use asset is recognised at the commencement date of a lease. The right-of-use asset is measured at cost, which comprises the initial amount of the lease liability, adjusted for, as applicable, any lease payments made at or before the commencement date net of any lease incentives received, any initial direct costs incurred, and, except where included in the cost of inventories, an estimate of costs expected to be incurred for dismantling and removing the underlying asset, and restoring the site or asset.

Right-of-use assets are depreciated on a straight-line basis over the unexpired period of the lease or the estimated useful life of the asset, whichever is the shorter. Where the consolidated entity expects to obtain ownership of the leased asset at the end of the lease term, the depreciation is over its estimated useful life. Right-of use assets are subject to impairment or adjusted for any remeasurement of lease liabilities.

The consolidated entity has elected not to recognise a right-of-use asset and corresponding lease liability for short-term leases with terms of 12 months or less and leases of low-value assets. Lease payments on these assets are expensed to profit or loss as incurred.

Intangible assets

Intangible assets acquired as part of a business combination, other than goodwill, are initially measured at their fair value at the date of the acquisition. Intangible assets acquired separately are initially recognised at cost. Indefinite life intangible assets are not amortised and are subsequently measured at cost less any impairment. Finite life intangible assets are subsequently measured at cost less amortisation and any impairment. The gains or losses recognised in profit or loss arising from the derecognition of intangible assets are measured as the difference between net disposal proceeds and the carrying amount of the intangible asset. The method and useful lives of finite life intangible assets are reviewed annually. Changes in the expected pattern of consumption or useful life are accounted for prospectively by changing the amortisation method or period.

Intellectual property

Significant costs associated with intellectual property are deferred and amortised on a straight-line basis over the period of their expected benefit, being their finite life of 20 years.

Patents and trademarks

Significant costs associated with patents and trademarks are deferred and amortised on a straight-line basis over the period of their expected benefit, being their finite life of 10-20 years.

Exploration and evaluation

Exploration and evaluation expenditure in relation to separate areas of interest for which rights of tenure are current is carried forward as an asset in the statement of financial position where it is expected that the expenditure will be recovered through the successful development and exploitation of an area of interest, or by its sale; or exploration activities are continuing in an area and activities have not reached a stage which permits a reasonable estimate of the existence or otherwise of economically recoverable reserves. Where a project or an area of interest has been abandoned, the expenditure incurred thereon is written off in the year in which the decision is made.

Impairment of non-financial assets

Non-financial assets are reviewed for impairment whenever events or changes in circumstances indicate that the carrying amount may not be recoverable. An impairment loss is recognised for the amount by which the asset's carrying amount exceeds its recoverable amount.

Recoverable amount is the higher of an asset's fair value less costs of disposal and value-in-use. The value-in-use is the present value of the estimated future cash flows relating to the asset using a pre-tax discount rate specific to the asset or cash-generating unit to which the asset belongs. Assets that do not have independent cash flows are grouped together to form a cash-generating unit.

Trade and other payables

These amounts represent liabilities for goods and services provided to the consolidated entity prior to the end of the financial year and which are unpaid. Due to their short-term nature they are measured at amortised cost and are not discounted. The amounts are unsecured and are usually paid within 30 days of recognition.

Note 1. Significant accounting policies (continued)

Borrowings

Loans and borrowings are initially recognised at the fair value of the consideration received, net of transaction costs. They are subsequently measured at amortised cost using the effective interest method.

Lease liabilities

A lease liability is recognised at the commencement date of a lease. The lease liability is initially recognised at the present value of the lease payments to be made over the term of the lease, discounted using the interest rate implicit in the lease or, if that rate cannot be readily determined, the consolidated entity's incremental borrowing rate. Lease payments comprise of fixed payments less any lease incentives receivable, variable lease payments that depend on an index or a rate, amounts expected to be paid under residual value guarantees, exercise price of a purchase option when the exercise of the option is reasonably certain to occur, and any anticipated termination penalties. The variable lease payments that do not depend on an index or a rate are expensed in the period in which they are incurred.

Lease liabilities are measured at amortised cost using the effective interest method. The carrying amounts are remeasured if there is a change in the following: future lease payments arising from a change in an index or a rate used; residual guarantee; lease term; certainty of a purchase option and termination penalties. When a lease liability is remeasured, an adjustment is made to the corresponding right-of-use asset, or to profit or loss if the carrying amount of the right-of-use asset is fully written down.

Finance costs

Finance costs attributable to qualifying assets are capitalised as part of the asset. All other finance costs are expensed in the period in which they are incurred.

Employee benefits

Short-term employee benefits

Liabilities for wages and salaries, including non-monetary benefits, annual leave and long service leave expected to be settled wholly within 12 months of the reporting date are measured at the amounts expected to be paid when the liabilities are settled.

Share-based payments

Equity-settled and cash-settled share-based compensation benefits are provided to employees.

Equity-settled transactions are awards of shares, or options over shares, that are provided to employees in exchange for the rendering of services. Cash-settled transactions are awards of cash for the exchange of services, where the amount of cash is determined by reference to the share price.

The cost of equity-settled transactions are measured at fair value on grant date. Fair value is independently determined using either the Binomial or Black-Scholes option pricing model that takes into account the exercise price, the term of the option, the impact of dilution, the share price at grant date and expected price volatility of the underlying share, the expected dividend yield and the risk free interest rate for the term of the option, together with non-vesting conditions that do not determine whether the consolidated entity receives the services that entitle the employees to receive payment. No account is taken of any other vesting conditions.

The cost of equity-settled transactions are recognised as an expense with a corresponding increase in equity over the vesting period. The cumulative charge to profit or loss is calculated based on the grant date fair value of the award, the best estimate of the number of awards that are likely to vest and the expired portion of the vesting period. The amount recognised in profit or loss for the period is the cumulative amount calculated at each reporting date less amounts already recognised in previous periods.

The cost of cash-settled transactions is initially, and at each reporting date until vested, determined by applying either the Binomial or Black-Scholes option pricing model, taking into consideration the terms and conditions on which the award was granted. The cumulative charge to profit or loss until settlement of the liability is calculated as follows:

- during the vesting period, the liability at each reporting date is the fair value of the award at that date multiplied by the expired portion of the vesting period.
- from the end of the vesting period until settlement of the award, the liability is the full fair value of the liability at the reporting date.

Note 1. Significant accounting policies (continued)

All changes in the liability are recognised in profit or loss. The ultimate cost of cash-settled transactions is the cash paid to settle the liability.

Market conditions are taken into consideration in determining fair value. Therefore any awards subject to market conditions are considered to vest irrespective of whether or not that market condition has been met, provided all other conditions are satisfied.

If equity-settled awards are modified, as a minimum an expense is recognised as if the modification has not been made. An additional expense is recognised, over the remaining vesting period, for any modification that increases the total fair value of the share-based compensation benefit as at the date of modification.

If the non-vesting condition is within the control of the consolidated entity or employee, the failure to satisfy the condition is treated as a cancellation. If the condition is not within the control of the consolidated entity or employee and is not satisfied during the vesting period, any remaining expense for the award is recognised over the remaining vesting period, unless the award is forfeited.

If equity-settled awards are cancelled, it is treated as if it has vested on the date of cancellation, and any remaining expense is recognised immediately. If a new replacement award is substituted for the cancelled award, the cancelled and new award is treated as if they were a modification.

Fair value measurement

When an asset or liability, financial or non-financial, is measured at fair value for recognition or disclosure purposes, the fair value is based on the price that would be received to sell an asset or paid to transfer a liability in an orderly transaction between market participants at the measurement date; and assumes that the transaction will take place either: in the principal market; or in the absence of a principal market, in the most advantageous market.

Fair value is measured using the assumptions that market participants would use when pricing the asset or liability, assuming they act in their economic best interests. For non-financial assets, the fair value measurement is based on its highest and best use. Valuation techniques that are appropriate in the circumstances and for which sufficient data are available to measure fair value, are used, maximising the use of relevant observable inputs and minimising the use of unobservable inputs.

Issued capital

Ordinary shares are classified as equity.

Incremental costs directly attributable to the issue of new shares or options are shown in equity as a deduction, net of tax, from the proceeds.

Business combinations

The acquisition method of accounting is used to account for business combinations regardless of whether equity instruments or other assets are acquired.

The consideration transferred is the sum of the acquisition-date fair values of the assets transferred, equity instruments issued or liabilities incurred by the acquirer to former owners of the acquiree and the amount of any non-controlling interest in the acquiree. For each business combination, the non-controlling interest in the acquiree is measured at either fair value or at the proportionate share of the acquiree's identifiable net assets. All acquisition costs are expensed as incurred to profit or loss.

On the acquisition of a business, the consolidated entity assesses the financial assets acquired and liabilities assumed for appropriate classification and designation in accordance with the contractual terms, economic conditions, the consolidated entity's operating or accounting policies and other pertinent conditions in existence at the acquisition-date.

Where the business combination is achieved in stages, the consolidated entity remeasures its previously held equity interest in the acquiree at the acquisition-date fair value and the difference between the fair value and the previous carrying amount is recognised in profit or loss.

Note 1. Significant accounting policies (continued)

Contingent consideration to be transferred by the acquirer is recognised at the acquisition-date fair value. Subsequent changes in the fair value of the contingent consideration classified as an asset or liability is recognised in profit or loss. Contingent consideration classified as equity is not remeasured and its subsequent settlement is accounted for within equity.

The difference between the acquisition-date fair value of assets acquired, liabilities assumed and any non-controlling interest in the acquiree and the fair value of the consideration transferred and the fair value of any pre-existing investment in the acquiree is recognised as goodwill. If the consideration transferred and the pre-existing fair value is less than the fair value of the identifiable net assets acquired, being a bargain purchase to the acquirer, the difference is recognised as a gain directly in profit or loss by the acquirer on the acquisition-date, but only after a reassessment of the identification and measurement of the net assets acquired, the non-controlling interest in the acquiree, if any, the consideration transferred and the acquirer's previously held equity interest in the acquirer.

Business combinations are initially accounted for on a provisional basis. The acquirer retrospectively adjusts the provisional amounts recognised and also recognises additional assets or liabilities during the measurement period, based on new information obtained about the facts and circumstances that existed at the acquisition-date. The measurement period ends on either the earlier of (i) 12 months from the date of the acquisition or (ii) when the acquirer receives all the information possible to determine fair value.

Goods and Services Tax ('GST') and other similar taxes

Revenues, expenses and assets are recognised net of the amount of associated GST, unless the GST incurred is not recoverable from the tax authority. In this case it is recognised as part of the cost of the acquisition of the asset or as part of the expense.

Receivables and payables are stated inclusive of the amount of GST receivable or payable. The net amount of GST recoverable from, or payable to, the tax authority is included in other receivables or other payables in the statement of financial position.

Cash flows are presented on a gross basis. The GST components of cash flows arising from investing or financing activities which are recoverable from, or payable to the tax authority, are presented as operating cash flows.

Commitments and contingencies are disclosed net of the amount of GST recoverable from, or payable to, the tax authority.

New Accounting Standards and Interpretations not yet mandatory or early adopted

Australian Accounting Standards and Interpretations that have recently been issued or amended but are not yet mandatory, have not been early adopted by the consolidated entity for the annual reporting period ended 30 June 2023. A summary of those that are most relevant to the consolidated entity, are set out below. The consolidated has not yet assessed the impact of these new or amended Accounting Standards and Interpretations:

AASB 2021-2 Amendments to Australian Accounting Standards – Disclosure of Accounting Policies and Definition of Accounting Estimates

This standard is applicable to annual report periods beginning on or after 1 January 2023,

This standard amends:

- a) AASB 7, to clarify that information about measurement bases for financial instruments is expected to be material to an entity's financial statements;
 - b) AASB 101, to require entities to disclose their material accounting policy information rather than their significant accounting policies;
 - c) AASB 108, to clarify how entities should distinguish changes in accounting policies and changes in accounting estimates;
 - d) AASB 134, to identify material accounting policy information as a component of a complete set of financial statements;
- and
- e) AASB Practice Statement 2, to provide guidance on how to apply the concept of materiality to accounting policy disclosures.

Additional conforming amendments to AASB 1049, AASB 1054, and AASB 1060 were made by AASB 2021-6.

Note 1. Significant accounting policies (continued)

AASB 2020-1 and AASB 2022-6 Amendments to Australian Accounting Standards - Non-current Liabilities with Covenants
This standard is applicable to annual report periods beginning on or after 1 January 2024. The amendments to AASB 101 specify that conditions (covenants) to be complied with after the reporting date do not affect the classification of debt as current or non-current at the reporting date. Instead, an entity discloses information about these conditions in the notes to the financial statements.

Where AASB 2022-6 is adopted before its mandatory application date, AASB 2020-1 must also be applied at the same date.

Note 2. Critical accounting judgements, estimates and assumptions

The preparation of the financial statements requires management to make judgements, estimates and assumptions that affect the reported amounts in the financial statements. Management continually evaluates its judgements and estimates in relation to assets, liabilities, contingent liabilities, revenue and expenses. Management bases its judgements, estimates and assumptions on historical experience and on other various factors, including expectations of future events, management believes to be reasonable under the circumstances. The resulting accounting judgements and estimates will seldom equal the related actual results. The judgements, estimates and assumptions that have a significant risk of causing a material adjustment to the carrying amounts of assets and liabilities (refer to the respective notes) within the next financial year are discussed below.

Share-based payment transactions

The consolidated entity measures the cost of equity-settled transactions with employees by reference to the fair value of the equity instruments at the date at which they are granted. The fair value is determined by using either the Binomial or Black-Scholes model taking into account the terms and conditions upon which the instruments were granted. The accounting estimates and assumptions relating to equity-settled share-based payments would have no impact on the carrying amounts of assets and liabilities within the next annual reporting period but may impact profit or loss and equity.

Allowance for expected credit losses

The allowance for expected credit losses assessment requires a degree of estimation and judgement. It is based on the lifetime expected credit loss, grouped based on days overdue, and makes assumptions to allocate an overall expected credit loss rate for each group. These assumptions include recent sales experience and historical collection rates.

Estimation of useful lives of assets

The consolidated entity determines the estimated useful lives and related depreciation and amortisation charges for its property, plant and equipment and finite life intangible assets. The useful lives could change significantly as a result of technical innovations or some other event. The depreciation and amortisation charge will increase where the useful lives are less than previously estimated lives, or technically obsolete or non-strategic assets that have been abandoned or sold will be written off or written down.

Goodwill and other indefinite life intangible assets

The consolidated entity tests annually, or more frequently if events or changes in circumstances indicate impairment, whether goodwill and other indefinite life intangible assets have suffered any impairment, in accordance with the accounting policy stated in note 1. The recoverable amounts of cash-generating units have been determined based on value-in-use calculations. These calculations require the use of assumptions, including estimated discount rates based on the current cost of capital and growth rates of the estimated future cash flows.

Impairment of non-financial assets other than goodwill and other indefinite life intangible assets

The consolidated entity assesses impairment of non-financial assets other than goodwill and other indefinite life intangible assets at each reporting date by evaluating conditions specific to the consolidated entity and to the particular asset that may lead to impairment. If an impairment trigger exists, the recoverable amount of the asset is determined. This involves fair value less costs of disposal or value-in-use calculations, which incorporate a number of key estimates and assumptions.

Income tax

The consolidated entity is subject to income taxes in the jurisdictions in which it operates. Significant judgement is required in determining the provision for income tax. There are many transactions and calculations undertaken during the ordinary course of business for which the ultimate tax determination is uncertain. The consolidated entity recognises liabilities for anticipated tax audit issues based on the consolidated entity's current understanding of the tax law. Where the final tax outcome of these matters is different from the carrying amounts, such differences will impact the current and deferred tax provisions in the period in which such determination is made.

Note 2. Critical accounting judgements, estimates and assumptions (continued)

Recovery of deferred tax assets

Deferred tax assets are recognised for deductible temporary differences only if the consolidated entity considers it is probable that future taxable amounts will be available to utilise those temporary differences and losses.

Employee benefits provision

As discussed in note 1, the liability for employee benefits expected to be settled more than 12 months from the reporting date are recognised and measured at the present value of the estimated future cash flows to be made in respect of all employees at the reporting date. In determining the present value of the liability, estimates of attrition rates and pay increases through promotion and inflation have been taken into account.

Note 3. Restatement of comparatives

Prior period error

During the financial years ended 31 June 2021 and 30 June 2022, a total of 8,611,747 options over ordinary shares of Lava Blue Ltd were granted to directors and employees under an approved Employee Share Plan and also to certain independent contractors as payment for services. The consolidated entity's accounting policy in respect of share-based payments is set out in Note 1 in the section "Employee benefits". However, the amortisation of fair value of the options issued in those prior years in accordance with vesting periods was not recognised in those prior periods' financial statements. Adjustments have been made in the 2023 financial statements to correct the comparative year presented for the material prior periods error to recognise the amortisation of fair value of options granted of \$165,779 for the year ended 30 June 2021 and \$529,096 for the year ended 30 June 2022, being a cumulative total of \$694,875:

Lava Blue Ltd
Notes to the financial statements
30 June 2023

Note 3. Restatement of comparatives (continued)

Statement of profit or loss and other comprehensive income

	2022 \$ Reported	Consolidated 2022 \$ Adjustment	2022 \$ Restated
Revenue from contracts with customers	1,573,723	-	1,573,723
Other income	2,407,017	-	2,407,017
Expenses			
Employee benefits expense	(65,057)	-	(65,057)
Depreciation expense - plant and equipment	(37,822)	-	(37,822)
Depreciation expense - intangible assets	(37,706)	-	(37,706)
Travel expenses	(28,170)	-	(28,170)
Contractor expenses	(38,781)	-	(38,781)
IT expenses	(14,657)	-	(14,657)
Depreciation expense - right-of-use assets	(40,751)	-	(40,751)
IM CRC funding commitments	(605,826)	-	(605,826)
Pilot plant expenses	(3,707,226)	-	(3,707,226)
Professional fees	(93,934)	-	(93,934)
Office related expenses	(55,952)	-	(55,952)
Exploration expenses	(82,696)	-	(82,696)
Other expenses	(457,517)	-	(457,517)
Finance costs	(21,160)	-	(21,160)
Share based payments	-	529,096	(529,096)
Profit/(loss) before income tax expense	(1,306,515)	529,096	(1,835,611)
Income tax expense	-	-	-
Profit/(loss) after income tax expense for the year attributable to the owners of Lava Blue Ltd	(1,306,515)	529,096	(1,835,611)
Other comprehensive income for the year, net of tax	-	-	-
Total comprehensive income for the year attributable to the owners of Lava Blue Ltd	<u>(1,306,515)</u>	<u>529,096</u>	<u>(1,835,611)</u>

Statement of financial position at the beginning of the earliest comparative period

	2022 \$ Reported	Consolidated 2022 \$ Adjustment	2022 \$ Restated
Extract			
Equity			
Issued capital	9,809,081	-	9,809,081
Reserves	-	694,875	694,875
Accumulated losses	(5,457,057)	(694,875)	(6,151,932)
Total equity	<u>4,352,024</u>	<u>-</u>	<u>4,352,024</u>

Lava Blue Ltd
Notes to the financial statements
30 June 2023

Note 4. Revenue

	Consolidated	
	2023	2022
	\$	\$
Service income	57,695	137,095
Other trading revenue	10,745	11,628
Licence fees	100,000	1,425,000
	<u>168,440</u>	<u>1,573,723</u>
Revenue	<u><u>168,440</u></u>	<u><u>1,573,723</u></u>

Note 5. Other income

	Consolidated	
	2023	2022
	\$	\$
Net gain on disposal of property, plant and equipment	1,629	-
Subsidies and grants	1,309,494	-
R&D tax offset	2,043,551	2,014,881
Fuel tax credits	359	1,733
Interest income	116	117
QUT reimbursements	226,404	390,286
Boomarra reimbursement	259,298	-
	<u>3,840,851</u>	<u>2,407,017</u>
Other income	<u><u>3,840,851</u></u>	<u><u>2,407,017</u></u>

Note 6. Income tax expense

	Consolidated	
	2023	2022
	\$	\$
<i>Numerical reconciliation of income tax expense and tax at the statutory rate</i>		
Loss before income tax expense	(2,567,723)	(1,306,515)
Tax at the statutory tax rate of 25%	(641,931)	(326,629)
Tax effect amounts which are not deductible/(taxable) in calculating taxable income:		
non-deductible R&D expenses	1,174,454	1,157,977
other non-deductible expenses	32,080	516
temporary differences	(48,946)	(50,153)
Non assessable refundable tax offset	(41,810)	(503,720)
Utilisation of tax loss	(250,077)	(277,991)
	<u>223,770</u>	<u>-</u>
Income tax expense	<u><u>223,770</u></u>	<u><u>-</u></u>

Note 7. Current assets - cash and cash equivalents

	Consolidated	
	2023	2022
	\$	\$
Cash at bank and in hand	128,905	117,870
	<u>128,905</u>	<u>117,870</u>

Lava Blue Ltd
Notes to the financial statements
30 June 2023

Note 8. Current assets - trade and other receivables

	Consolidated	
	2023	2022
	\$	\$
Trade receivables	201,307	1,731,689
Fuel tax credits	-	688
R&D offset receivables	2,043,549	2,014,881
Other receivables	299	299
	<u>2,245,155</u>	<u>3,747,557</u>
Receivable from Boomarra Minerals Limited	48,561	-
	<u>2,293,716</u>	<u>3,747,557</u>

Note 9. Current assets - other financial assets

	Consolidated	
	2023	2022
	\$	\$
Investment - Future Batteries Industries CRC	<u>210,000</u>	<u>165,000</u>

Note 10. Current assets - other

	Consolidated	
	2023	2022
	\$	\$
Prepayments	<u>42,955</u>	<u>299,445</u>

Note 11. Non-current assets - receivables

	Consolidated	
	2023	2022
	\$	\$
Deposits	<u>15,566</u>	<u>15,392</u>

Lava Blue Ltd
Notes to the financial statements
30 June 2023

Note 12. Non-current assets - property, plant and equipment

	Consolidated	
	2023	2022
	\$	\$
Plant and equipment - at cost	513,034	499,902
Less: Accumulated depreciation	<u>(310,275)</u>	<u>(289,519)</u>
	<u>202,759</u>	<u>210,383</u>
Furniture, fixtures and fittings - at cost	1,800	1,800
Less: Accumulated depreciation	<u>(363)</u>	<u>(106)</u>
	<u>1,437</u>	<u>1,694</u>
Motor vehicles - at cost	179,414	158,505
Less: Accumulated depreciation	<u>(158,543)</u>	<u>(158,505)</u>
	<u>20,871</u>	<u>-</u>
Office equipment - at cost	84,926	70,982
Less: Accumulated depreciation	<u>(50,933)</u>	<u>(36,970)</u>
	<u>33,993</u>	<u>34,012</u>
Low value asset pool - at cost	2,377	2,377
Less: Accumulated depreciation	<u>(2,305)</u>	<u>(2,261)</u>
	<u>72</u>	<u>116</u>
Mining properties and leases - at cost	<u>1</u>	<u>1</u>
	<u><u>259,133</u></u>	<u><u>246,206</u></u>

Reconciliations

Reconciliations of the written down values at the beginning and end of the current and previous financial year are set out below:

Consolidated	Plant and equipment \$	Furniture, fixtures and fittings \$	Motor vehicles \$	Office equipment \$	Low value asset pool \$	Mining properties and leases \$	Total \$
Balance at 1 July 2021	232,594	-	-	42,706	185	1	275,486
Additions	6,742	1,800	-	-	-	-	8,542
Depreciation expense	<u>(28,953)</u>	<u>(106)</u>	-	<u>(8,694)</u>	<u>(69)</u>	-	<u>(37,822)</u>
Balance at 30 June 2022	210,383	1,694	-	34,012	116	1	246,206
Additions	23,380	-	20,909	13,944	-	-	58,233
Disposals	(10,250)	-	-	-	-	-	(10,250)
Write back on disposal	1,881	-	-	-	-	-	1,881
Depreciation expense	<u>(22,635)</u>	<u>(257)</u>	<u>(38)</u>	<u>(13,963)</u>	<u>(44)</u>	-	<u>(36,937)</u>
Balance at 30 June 2023	<u><u>202,759</u></u>	<u><u>1,437</u></u>	<u><u>20,871</u></u>	<u><u>33,993</u></u>	<u><u>72</u></u>	<u><u>1</u></u>	<u><u>259,133</u></u>

Lava Blue Ltd
Notes to the financial statements
30 June 2023

Note 13. Non-current assets - right-of-use assets

	Consolidated	
	2023	2022
	\$	\$
Buildings - right-of-use	122,253	122,253
Less: Accumulated depreciation	<u>(95,086)</u>	<u>(54,335)</u>
	<u><u>27,167</u></u>	<u><u>67,918</u></u>

Reconciliations

Reconciliations of the written down values at the beginning and end of the current and previous financial year are set out below:

Consolidated	Buildings	Total
	\$	\$
Balance at 1 July 2021	122,253	122,253
Depreciation expense	<u>(54,335)</u>	<u>(54,335)</u>
Balance at 30 June 2022	67,918	67,918
Depreciation expense	<u>(40,751)</u>	<u>(40,751)</u>
Balance at 30 June 2023	<u><u>27,167</u></u>	<u><u>27,167</u></u>

Note 14. Non-current assets - intangibles

	Consolidated	
	2023	2022
	\$	\$
Intellectual property - QUT - at cost	1,163,353	1,163,353
Less: Accumulated amortisation	<u>(95,618)</u>	<u>(37,450)</u>
	<u>1,067,735</u>	<u>1,125,903</u>
Patents - at cost	34,171	11,966
Less: Accumulated amortisation	<u>(1,622)</u>	<u>(256)</u>
	<u>32,549</u>	<u>11,710</u>
Exploration and evaluation - at cost	<u>104,296</u>	<u>104,296</u>
	<u><u>1,204,580</u></u>	<u><u>1,241,909</u></u>

Lava Blue Ltd
Notes to the financial statements
30 June 2023

Note 14. Non-current assets - intangibles (continued)

Reconciliations

Reconciliations of the written down values at the beginning and end of the current and previous financial year are set out below:

Consolidated	Intellectual property - QUT \$	Patents \$	Exploration and evaluation \$	Total \$
Balance at 1 July 2021	-	6,856	104,296	111,152
Additions	1,163,353	5,110	-	1,168,463
Amortisation expense	(37,450)	(256)	-	(37,706)
Balance at 30 June 2022	1,125,903	11,710	104,296	1,241,909
Additions	-	22,205	-	22,205
Amortisation expense	(58,168)	(1,366)	-	(59,534)
Balance at 30 June 2023	<u>1,067,735</u>	<u>32,549</u>	<u>104,296</u>	<u>1,204,580</u>

Note 15. Non-current assets - other financial assets

	Consolidated	
	2023	2022
	\$	\$
Bank guarantee	<u>15,840</u>	<u>15,840</u>

Note 16. Current liabilities - trade and other payables

	Consolidated	
	2023	2022
	\$	\$
Trade payables	35,213	307,806
GST payable	13,116	40,549
Accrued expenses	123,000	12,883
Credit card payables	-	7,951
Other payables	2,577	2,573
	<u>173,906</u>	<u>371,762</u>

Note 17. Current liabilities - borrowings

	Consolidated	
	2023	2022
	\$	\$
Hunter Premium Funding - risk insurance	<u>31,190</u>	<u>-</u>

Refer to note 26 for further information on financial instruments.

Lava Blue Ltd
Notes to the financial statements
30 June 2023

Note 18. Current liabilities - lease liabilities

	Consolidated	Consolidated
	2023	2022
	\$	\$
Lease liability	<u>29,342</u>	<u>37,717</u>

Note 19. Current liabilities - income tax

	Consolidated	Consolidated
	2023	2022
	\$	\$
Provision for income tax	<u>223,770</u>	<u>-</u>

Note 20. Current liabilities - employee benefits

	Consolidated	Consolidated
	2023	2022
	\$	\$
Annual leave	<u>4,753</u>	<u>1,554</u>

Note 21. Current liabilities - other

	Consolidated	Consolidated
	2023	2022
	\$	\$
Deferred revenue	<u>1,048,364</u>	<u>360,000</u>

Note 22. Non-current liabilities - borrowings

	Consolidated	Consolidated
	2023	2022
	\$	\$
Related party loans - UDB Pty Ltd	<u>711,152</u>	<u>761,152</u>

Refer to note 26 for further information on financial instruments.

Total secured liabilities

The total secured liabilities (current and non-current) are as follows:

	Consolidated	Consolidated
	2023	2022
	\$	\$
Related party loans - UDB Pty Ltd	<u>711,152</u>	<u>761,152</u>

Note 23. Non-current liabilities - lease liabilities

	Consolidated	Consolidated
	2023	2022
	\$	\$
Lease liability	<u>-</u>	<u>32,928</u>

Note 24. Equity - issued capital

	2023 Shares	Consolidated 2022 Shares	2023 \$	2022 \$
Ordinary shares	138,322,472	132,727,031	9,619,867	9,898,521
Share issue costs	-	-	(90,690)	(89,440)
	<u>138,322,472</u>	<u>132,727,031</u>	<u>9,529,177</u>	<u>9,809,081</u>

Ordinary shares

Ordinary shares entitle the holder to participate in dividends and the proceeds on the winding up of the company in proportion to the number of and amounts paid on the shares held. The fully paid ordinary shares have no par value and the company does not have a limited amount of authorised capital.

Capital risk management

The consolidated entity's objectives when managing capital is to safeguard its ability to continue as a going concern, so that it can provide returns for shareholders and benefits for other stakeholders and to maintain an optimum capital structure to reduce the cost of capital.

Capital is regarded as total equity, as recognised in the statement of financial position, plus net debt. Net debt is calculated as total borrowings less cash and cash equivalents.

In order to maintain or adjust the capital structure, the consolidated entity may adjust the amount of dividends paid to shareholders, return capital to shareholders, issue new shares or sell assets to reduce debt.

Note 25. Equity - reserves

Restated	2023 \$	Consolidated 2022 (restated) \$
Revaluation surplus reserve	109,000	-
Share-based payments reserve	1,280,633	694,875
	<u>1,389,633</u>	<u>694,875</u>

Note 26. Financial instruments

Financial risk management objectives

The Board of Directors have overall responsibility for the establishment of the consolidated entity's financial risk management framework. This includes the development of policies covering specific areas such as interest rate risk, liquidity risk and credit risk.

Risk management policies and systems are reviewed regularly to reflect changes in market conditions and the consolidated entity's activities.

The day-to-day risk management is carried out by the consolidated entity's finance function under policies and objectives which have been approved by the Board of Directors. The Chief Financial Officer has been delegated the authority for designing and implementing processes which follow the objectives and policies. This includes monitoring the levels of exposure to interest rate and foreign exchange rate risk and assessment of market forecasts for interest rate and foreign exchange movements.

The Board of Directors receives monthly reports which provide details of the effectiveness of the processes and policies in place.

Note 26. Financial instruments (continued)

Market risk

Market risk is the risk that the fair value or future cash flows of a financial instrument will fluctuate because of changes in market prices.

Interest rate risk

The consolidated entity is exposed to interest rate risk as funds are borrowed at floating and fixed rates. Borrowings issued at fixed rates expose the consolidated entity to fair value interest rate risk.

As at the reporting date, the consolidated entity had the following variable rate borrowings outstanding:

	Weighted average interest rate	2023 Balance	Weighted average interest rate	2022 Balance
Consolidated	%	\$	%	\$
Related party and insurance borrowings	14.77%	<u>742,223</u>	15.00%	<u>761,152</u>
Net exposure to cash flow interest rate risk		<u><u>742,223</u></u>		<u><u>761,152</u></u>

Credit risk

Credit risk refers to the risk that a counterparty will default on its contractual obligations resulting in a financial loss to the consolidated entity.

Credit risk arises from cash and cash equivalents, derivative financial instruments and deposits with banks and financial institutions, as well as credit exposure to customers, including outstanding receivables and committed transactions.

The credit risk for liquid funds and other short-term financial assets is considered negligible, since the counterparties are reputable banks with high quality external credit ratings.

Trade receivables

Trade receivables consist of a small number of customers, spread across specific industries and relevant geographical areas. Ongoing credit evaluation is performed on the financial condition of accounts receivable

The consolidated entity has adopted a policy of only dealing with creditworthy counterparties as a means of mitigating the risk of financial loss from defaults. The risk management committee has established a credit policy under which each new customer is analysed individually for creditworthiness before the consolidated entity's standard payment and delivery terms and conditions are offered. The consolidated entity review includes external ratings, if they are available, financial statements, credit agency information and industry information. Credit limits are established for each customer and the utilisation of credit limits by customers is regularly monitored by line management. Customers who subsequently fail to meet their credit terms are required to make purchases on a prepayment basis until creditworthiness can be re-established.

The Board receives monthly reports summarising the turnover, trade receivables balance and aging profile of each of the key customers individually and the consolidated entity's other customers analysed by industry sector as well as a list of customers currently transacting on a prepayment basis or who have balances in excess of their credit limits.

The consolidated entity's exposure to credit risk is influenced mainly by the individual characteristics of each customer. However, management also considers the factors that may influence the credit risk of its customer base, including the default risk associated with the industry and country in which the customers operate.

Management considers that all the financial assets that are not impaired for each of the reporting dates under review are of good credit quality, including those that are past due.

The consolidated entity has no significant concentration of credit risk with respect to any single counterparty or consolidated entity of counterparties.

Note 26. Financial instruments (continued)

Liquidity risk

Liquidity risk arises from the consolidated entity's management of working capital and the finance charges and principal repayments on its debt instruments. It is the risk that the consolidated entity will encounter difficulty in meeting its financial obligations as they fall due.

The consolidated entity manages its liquidity needs by carefully monitoring scheduled debt servicing payments for long-term financial liabilities as well as cash-outflows due in day-to-day business.

Liquidity needs are monitored in various time bands, on a day-to-day and week-to-week basis, as well as on the basis of a rolling 30-day projection. Long-term liquidity needs for a 180-day and a 360-day period are identified monthly.

At the reporting date, these reports indicate that the consolidated entity expected to have sufficient liquid resources to meet its obligations under all reasonably expected circumstances and will not need to draw down any of the financing facilities.

Fair value of financial instruments

Unless otherwise stated, the carrying amounts of financial instruments reflect their fair value.

Note 27. Key management personnel disclosures

Compensation

The aggregate compensation made to directors and other members of key management personnel of the consolidated entity is set out below:

	Consolidated 2023	2022
Share based payments	<u>356,105</u>	<u>267,244</u>

Note 28. Remuneration of auditors

During the financial year the following fees were paid or payable for services provided by , the auditor of the company:

	Consolidated 2023	2022
	\$	\$
<i>Audit services -</i>		
Audit and review of the financial statements	<u>39,000</u>	<u>8,000</u>
<i>Non-audit services -</i>		
Preparation of the general purpose financial statements	<u>6,000</u>	<u>-</u>
	<u><u>45,000</u></u>	<u><u>8,000</u></u>

Note 29. Contingent liabilities

In the opinion of the Directors, the consolidated entity did not have any contingencies at 30 June 2023 (30 June 2022:None).

Note 30. Commitments

In the opinion of the Directors, the consolidated entity did not have any capital commitments at 30 June 2023 (30 June 2022:None).

Lava Blue Ltd
Notes to the financial statements
30 June 2023

Note 30. Commitments (continued)

	Consolidated	
	2023	2022
	\$	\$
<i>Lease commitments - operating</i>		
Committed at the reporting date but not recognised as liabilities, payable:		
Within one year	36,463	-
One to five years	32,288	-
	<u>68,751</u>	<u>-</u>

Operating leases relates to office rental at Cleveland, QLD and fork-lift lease.

Note 31. Related party transactions

Parent entity

The ultimate parent entity, which exercises control over the Group, is Lava Blue Ltd which is incorporated in Australia and owns 100% of the Group's subsidiary companies.

Subsidiaries

Interests in subsidiaries are set out in note 33.

Key management personnel

Disclosures relating to key management personnel are set out in note 27.

Transactions with related parties

The following transactions occurred with related parties:

	Consolidated	
	2023	2022
	\$	\$
Payment for services:		
Payments for consulting services from Thinkwell Australia Pty Ltd (director-related entity of Michael McCann)	213,817	213,075
Payments for corporate and scientific services from Tulloch Associates (director-related entity of Sylvia Tulloch)	141,900	132,000
Payments for consulting services from Lumo Partners Pty Ltd (director-related entity of James Kruger)	48,000	36,000
Payments for legal services from Boettcher Law (director-related entity of Uwe Boettcher)	-	7,002
Payments for consulting services from James Palmer Pty Limited (director-related entity of James Palmer)	15,620	-
Payments for consulting services from M & T Ford Family Trust (KMP-related entity of Michael Ford)	28,036	31,680

Receivable from and payable to related parties

The following balances are outstanding at the reporting date in relation to transactions with related parties:

	Consolidated	
	2023	2022
	\$	\$
Current payables:		
Trade payables to KMP - Michael McCann	1,882	-

Lava Blue Ltd
Notes to the financial statements
30 June 2023

Note 31. Related party transactions (continued)

Loans to/from related parties

The following balances are outstanding at the reporting date in relation to loans with related parties:

	Consolidated	
	2023	2022
	\$	\$
Current borrowings:		
Loan from KMP - Michael McCann	11,152	11,152
Loan from UDB Pty Ltd	700,000	750,000

Terms of Loan from UDB Pty Ltd – UDB Pty Ltd is a shareholder of the company and a director related entity of director, Uwe Boettcher. Loan provided in two tranches of \$500,000 and \$200,000 both in March 2023 with interest of 15% per annum paid monthly and capital to be repaid following receipt of the R&D Tax Rebate for the FY2023.

Note 32. Parent entity information

Set out below is the supplementary information about the parent entity.

Statement of profit or loss and other comprehensive income

	Parent	
	2023	2022
	\$	\$
Loss after income tax	(2,334,789)	(1,835,611)
Total comprehensive income	(2,334,789)	(1,835,611)

Statement of financial position

	Parent	
	2023	2022
	\$	\$
Total current assets	4,547,790	4,316,294
Total assets	7,487,301	5,688,124
Total current liabilities	1,513,044	1,474,944
Total liabilities	2,213,044	1,474,944
Equity		
Issued capital	9,529,177	9,809,081
Revaluation surplus reserve	109,000	-
Share-based payments reserve	1,280,633	694,875
Accumulated losses	(5,644,553)	(6,290,776)
Total equity	<u>5,274,257</u>	<u>4,213,180</u>

Lava Blue Ltd
Notes to the financial statements
30 June 2023

Note 33. Interests in subsidiaries

The consolidated financial statements incorporate the assets, liabilities and results of the following subsidiaries in accordance with the accounting policy described in note 1:

Name	Principal place of business / Country of incorporation	Ownership interest	
		2023 %	2022 %
Mt Rosey Pty Ltd	Australia	100.00%	100.00%
Cloncurry Industrial Minerals Pty Ltd	Australia	100.00%	100.00%
North East Lithium Pty Ltd	Australia	100.00%	100.00%
Boomarra Minerals Ltd	Australia	-	100.00%

During FY23, the consolidated entity disposed its interests in Boomarra Minerals Ltd by a scrip-for-scrip CGT rollover transaction. Boomarra Minerals Ltd issued fully paid ordinary shares of \$382,273 to the shareholders of Lava Blue Ltd. There is no gain/loss from this disposal.

Note 34. Events after the reporting period

At time of writing the Company has received a further \$1.047 million from the CMAI grant funding since July 1, 2023. On October 17, 2023 the Company received an R&D Tax rebate from the ATO of approximately \$1.81 million.

The Company commenced a capital raising in June 2023, initially with offers to existing shareholders, to raise as much as \$3 million at \$0.225c per share. These funds will largely be used to provide matching funding to the \$5.2 million CMAI grant and working capital at PRISM. At time of writing the Company had received more than \$1.35 million from this fund raising and have a promise from a significant shareholder to provide as much as a further \$750,000 matching any amounts raised from other investors in the course of closing this round.

On October 1, 2023, the Company employed three personnel who were previously employed by QUT, working largely on the Lava Blue project. Importantly Dr Dominic Alexander, who had led the laboratory processing of HPA at QUT for the prior 2 years joined Lava Blue as Chief Science Officer working full time at PRISM. Louis Sweet who had worked on laboratory scale processes at QUT for Lava Blue has also joined the team at PRISM as has Andrew Battersby a maintenance engineer who previously worked across QUT.

At the end of October 2023 Critical Minerals Group Ltd (ASX:CMG) entered into a license and Master Services Agreement with Lava Blue on terms largely similar to the first two licenses. CMG is the Company's second licensee developing a vanadium and HPA project processing Toolebuc formation ores in North Queensland.

The Centre for Predictive Research into Specialty Materials (PRISM) is producing between 10kg and 20kg of high purity alumina per week. Lava Blue has delivered the first 30 kg of >4N HPA for QPM's market research and testing, initially in the US for manufacturing sapphire glass.

In November 2023 the Company appointed Michael Ford as a Director of the Board. Michael has been working with Lava Blue as our Brisbane based executive responsible for community and government relations in Brisbane, and as a result has been an integral part of the team involved in the development of PRISM. He continues to work closely with QUT and across the Queensland Government on behalf of Lava Blue. Michael's prior decades of broad business experience and his expertise in commodities trading have proven highly relevant to the Company and his appointment to the Board continues the tradition of Lava Blue being an 'owners corporation'.

No other matter or circumstance has arisen since 30 June 2023 that has significantly affected, or may significantly affect the consolidated entity's operations, the results of those operations, or the consolidated entity's state of affairs in future financial years.

Lava Blue Ltd
Notes to the financial statements
30 June 2023

Note 35. Reconciliation of loss after income tax to net cash from/(used in) operating activities

	Consolidated	
	2023	2022
	\$	\$
Loss after income tax expense for the year	(2,791,493)	(1,306,515)
Adjustments for:		
Depreciation and amortisation	137,222	116,279
Non-cash reimbursement	(273,273)	-
Net gain on disposal of property, plant and equipment	(1,629)	-
Share-based payments	585,758	-
Change in operating assets and liabilities:		
Decrease/(increase) in trade and other receivables	1,453,839	(1,604,515)
Decrease/(increase) in prepayments	256,490	(298,143)
Decrease in other assets	-	(1,085,549)
Increase/(decrease) in trade and other payables	(197,737)	354,491
Increase in provision for income tax	223,770	-
Increase in employee benefits	3,199	1,555
increase in unearned income	688,364	360,000
Net cash from/(used in) operating activities	<u>84,510</u>	<u>(3,462,397)</u>

Note 36. Share-based payments

A share option plan has been established by the consolidated entity and approved by shareholders at a general meeting, whereby the consolidated entity may, at the discretion of the board, grant options over ordinary shares in the company to certain key management personnel of the consolidated entity. The options are issued for nil consideration and are granted in accordance with performance guidelines established and approved by the Board.

Set out below are summaries of options granted under the plan:

	Number of options 2023	Weighted average exercise price 2023	Number of options 2022	Weighted average exercise price 2022
Outstanding at the beginning of the financial year	4,081,277	\$0.02	847,660	\$0.10
Granted	1,835,985	\$0.02	6,221,962	\$0.02
Vested	<u>(3,067,934)</u>	\$0.02	<u>(2,988,345)</u>	\$0.02
Outstanding at the end of the financial year	<u>2,849,328</u>	\$0.01	<u>4,081,277</u>	\$0.02
Exercisable at the end of the financial year	<u>2,102,966</u>	\$0.02	<u>4,530,471</u>	\$0.01

Lava Blue Ltd
Notes to the financial statements
30 June 2023

Note 36. Share-based payments (continued)

2023

Grant date	Expiry date	Exercise price	Balance at the start of the year	Granted	Vested	Expired/ forfeited/ other	Balance at the end of the year
01/08/2021	31/07/2026 (A)	\$0.02	81,702	-	(81,702)	-	-
16/11/2021	15/11/2026 (A)	\$0.02	540,000	-	(240,000)	-	300,000
17/01/2021	16/01/2016 (A)	\$0.02	459,575	-	(459,575)	-	-
31/05/2022	30/05/2027 (B)	\$0.02	3,000,000	-	(1,000,000)	-	2,000,000
30/09/2022	31/08/2027 (A)	\$0.02	-	90,000	(90,000)	-	-
24/04/2023	23/04/2028 (A)	\$0.02	-	177,778	(88,890)	-	88,888
01/08/2022	31/07/2027 (A)	\$0.02	-	635,040	(264,600)	-	370,440
30/09/2022	29/09/2027 (A)	\$0.02	-	63,000	(63,000)	-	-
07/06/2023	06/06/2028 (A)	\$0.02	-	152,444	(152,444)	-	-
30/09/2022	29/09/2027 (A)	\$0.02	-	148,750	(148,750)	-	-
07/06/2023	06/06/2028 (A)	\$0.02	-	293,223	(293,223)	-	-
29/08/2022	28/08/2027 (A)	\$0.02	-	21,000	(21,000)	-	-
30/09/2022	29/09/2027 (A)	\$0.02	-	29,750	(29,750)	-	-
06/10/2022	05/10/2027 (A)	\$0.02	-	105,000	(35,000)	-	70,000
01/09/2022	31/08/2027 (A)	\$0.02	-	120,000	(100,000)	-	20,000
			<u>4,081,277</u>	<u>1,835,985</u>	<u>(3,067,934)</u>	<u>-</u>	<u>2,849,328</u>

The weighted average share price during the financial year was \$0.20 (2022: \$0.20).

The weighted average remaining contractual life of options outstanding at the end of the financial year was 4.1 years (2022: 3.4 years).

Vesting conditions are summarised below:

A: upon execution of the contract & service delivery

B: 1,000,000 each year from Calendar Year 2022, subject to successfully accessing non-dilutive funding in excess of \$1m.

Lava Blue Ltd
Directors' declaration
30 June 2023

In the directors' opinion:

- the attached financial statements and notes comply with the Corporations Act 2001, the Accounting Standards, the Corporations Regulations 2001 and other mandatory professional reporting requirements;
- the attached financial statements and notes comply with International Financial Reporting Standards as issued by the International Accounting Standards Board as described in note 1 to the financial statements;
- the attached financial statements and notes give a true and fair view of the consolidated entity's financial position as at 30 June 2023 and of its performance for the financial year ended on that date; and
- there are reasonable grounds to believe that the company will be able to pay its debts as and when they become due and payable.

Signed in accordance with a resolution of directors made pursuant to section 295(5)(a) of the Corporations Act 2001.

On behalf of the directors



Michael McCann
Director

13 November 2023

Independent Auditor's Report to the Members of Lava Blue Ltd

Report on the Audit of the Financial Report

Opinion

We have audited the financial report of Lava Blue Ltd (the Company and its subsidiaries (the Group)), which comprises the consolidated statement of financial position as at 30 June 2023, the consolidated statement of profit or loss and other comprehensive income, consolidated statement of changes in equity and consolidated statement of cash flows for the year then ended, and notes to the financial statements, including a summary of significant accounting policies, and the directors' declaration.

In our opinion, the accompanying financial report of the Group is in accordance with the Corporations Act 2001, including:

- i) giving a true and fair view of the Group's financial position as at 30 June 2023 and of its financial performance for the year then ended; and
- ii) complying with Australian Accounting Standards and the Corporations Regulations 2001.

Basis for opinion

We conducted our audit in accordance with Australian Auditing Standards. Our responsibilities under those standards are further described in the 'auditor's responsibilities for the audit of the financial report' section of our report. We are independent of the Group in accordance with the Corporations Act 2001 and the ethical requirements of the Accounting Professional & Ethical Standards Board's APES 110 *Code of Ethics for Professional Accountants (including Independence Standards)* (the Code) that are relevant to our audit of the financial report in Australia. We have also fulfilled our other ethical responsibilities in accordance with the Code.

We confirm that the independence declaration required by the Corporations Act 2001, which has been given to the directors of the Company, would be in the same terms if given to the directors as at the time of this auditor's report.

We believe that the audit evidence we have obtained is sufficient and appropriate to provide a basis for our opinion.

Other information

The directors are responsible for the other information. The other information comprises the information in Lava Blue Ltd's annual report for the year ended 30 June 2023, but does not include the financial report and the auditor's report thereon. Our opinion on the financial report does not cover the other information and we do not express any form of assurance conclusion thereon. In connection with our audit of the financial report, our responsibility is to read the other information and, in doing so, consider whether the other information is materially inconsistent with the financial report or our knowledge obtained in the audit or otherwise appears to be materially misstated.

If, based on the work we have performed, we conclude that there is a material misstatement of the other information we are required to report that fact. We have nothing to report in this regard.

Directors' responsibility for the financial report

The directors of the Company are responsible for the preparation of the financial report that gives a true and fair view in accordance with Australian Accounting Standards and the Corporations Act 2001 and for such internal control as the directors determine is necessary to enable the preparation of the financial report that gives a true and fair view and is free from material misstatement, whether due to fraud or error.

In preparing the financial report, the directors are responsible for assessing the Group's ability to continue as a going concern, disclosing, as applicable, matters related to going concern and using the going concern basis of accounting unless the directors either intend to liquidate the Group or to cease operations, or have no realistic alternative but to do so.

Auditor's responsibility for the audit of the financial report

Our objectives are to obtain reasonable assurance about whether the financial report as a whole is free from material misstatement, whether due to fraud or error, and to issue an auditor's report that includes our opinion. Reasonable assurance is a high level of assurance, but is not a guarantee that an audit conducted in accordance with the Australian Auditing Standards will always detect a material misstatement when it exists. Misstatements can arise from fraud or error and are considered material if, individually or in the aggregate, they could reasonably be expected to influence the economic decisions of users taken on the basis of this financial report.

A further description of our responsibilities for the audit of the financial report is located at The Australian Auditing and Assurance Standards Board website at: www.auasb.gov.au/auditors_responsibilities/ar4.pdf. This description forms part of our auditor's report.



Nexia Sydney Audit Pty Ltd



Stephen Fisher
Director

Dated: 13 November 2023
Sydney

FW: Lava Blue ValuationAdam Lawrance <adam@lawrancepw.com.au>

Wed 1/17/2024 9:09 AM

To: Rhonda Wilkinson <Rhonda@peacockeaccountants.com.au>; John Curley <john.curley@peacockeaccountants.com.au>
Cc: Joseph Hoey <joseph@lawrancepw.com.au>

Hi Rhonda,

Please see below for the valuation on Lava Blue as requested.

Thanks kindly,

Adam

**LAWRANCE PRIVATE WEALTH**

Phone	02 6185 2710 0415 741 219
Mail	GPO Box 810 Canberra City ACT 2601
Address	Suite 2, Level 2, 15 London Circuit Canberra ACT 2601
Web	lawrancepw.com.au



Lawrance Private Wealth ABN: 12 628 405 952 | AFSL: 532 878

This email and any attachments may be confidential. Any unauthorised use of the contents is expressly prohibited. If you are not the intended recipient, please notify the sender immediately and delete all copies. This email and any attachments are subject to copyright. No part of this email or its attachments may be reproduced, adapted or communicated without the written consent of the copyright owner. We are not liable for the proper and complete transmission of the information contained in this communication nor for any delay in its receipt. It is the recipient's responsibility to examine this email and any attachments for viruses. The content and opinions of this email and any attachments are not necessarily the views of the company and its employees. If you do not wish to receive your reports by email, please notify us in writing by email or post.

From: James Palmer <James.Palmer@lavablue.com.au>**Sent:** Wednesday, January 17, 2024 9:06 AM**To:** Adam Lawrance <adam@lawrancepw.com.au>**Cc:** Michael McCann (Lava Blue) <Michael.Mccann@lavablue.com.au>; David Knight (Lava Blue) <David.Knight@lavablue.com.au>**Subject:** Re: Lava Blue Valuation

Good morning Adam

Lava Blue had 138,322,472 shares on issue as at 30 Jun 23. The last traded price was 22.5c which gives a company valuation of \$31,122,556

James Palmer

Finance Directorjames.palmer@lavablue.com.au

+61 411 552 301



From: Adam Lawrance <adam@lawrancepw.com.au>**Date:** Wednesday, 17 January 2024 at 8:52 am**To:** James Palmer <James.Palmer@lavablue.com.au>

Cc: Michael McCann (Lava Blue) <Michael.Mccann@lavablue.com.au>, David Knight (Lava Blue) <David.Knight@lavablue.com.au>

Subject: Lava Blue Valuation

CAUTION: This email originated from outside of the organization. Do not click links or open attachments unless you recognize the sender and know the content is safe.

Hi all,

Happy New Year to you.

Our auditors are asking us for a Director of Lava Blue to please provide us with a valuation as of 30 June 2023.

Can you please see that a Director emails me with confirmation of a recent sale or purchase, including the date and the value of that purchase?

Thanks kindly,

Adam



LAWRANCE PRIVATE WEALTH

Phone | [02 6185 2710](tel:0261852710) | 0415 741 219
Mail | GPO Box 810 Canberra City ACT 2601
Address | Suite 2, Level 2, 15 London Circuit Canberra ACT 2601
Web | lawrancepw.com.au



Lawrance Private Wealth ABN: 12 628 405 952 | AFSL: 532 878

This email and any attachments may be confidential. Any unauthorised use of the contents is expressly prohibited. If you are not the intended recipient, please notify the sender immediately and delete all copies. This email and any attachments are subject to copyright. No part of this email or its attachments may be reproduced, adapted or communicated without the written consent of the copyright owner. We are not liable for the proper and complete transmission of the information contained in this communication nor for any delay in its receipt. It is the recipient's responsibility to examine this email and any attachments for viruses. The content and opinions of this email and any attachments are not necessarily the views of the company and its employees. If you do not wish to receive your reports by email, please notify us in writing by email or post.

R&B McDougall Superannuation Fund

Investment Movement Report

As at 30 June 2023

Investment	Opening Balance		Additions		Disposals			Closing Balance		
	Units	Cost	Units	Cost	Units	Cost	Accounting Profit/(Loss)	Units	Cost	Market Value
Bank Accounts										
Macquarie Cash Management 3154		27,636.95		36,984.07		(19,766.16)			44,854.86	44,854.86
Netwealth Cash Account 060270		46,875.33		121,687.80		(150,763.19)			17,799.94	17,799.94
		74,512.28		158,671.87		(170,529.35)			62,654.80	62,654.80
Derivatives (Options, Hybrids, Future Contracts)										
FXUSD - FXUSD	402.29	569.59	1,951.53	2,899.07				2,353.82	3,468.66	3,531.05
MFGO.AX - Magellan Financial Group Limited	26.00	0.00						26.00	0.00	5.20
		569.59		2,899.07					3,468.66	3,536.25
Fixed Interest Securities (Australian) - Unitised										
PPCHB.AX - Peet Limited	131.00	13,053.00			(131.00)	(13,053.00)	47.00		0.00	
		13,053.00				(13,053.00)	47.00		0.00	
Managed Investments (Australian)										
HOW3590AU - Lennox Australian Small Comp Fd	14,397.12	24,000.00						14,397.12	24,000.00	18,707.62
ETL0019AU1 - PIMCO Global Credit Fd -Wsale CI	80,785.33	81,318.52						80,785.33	81,318.52	68,958.36
		105,318.52							105,318.52	87,665.98

R&B McDougall Superannuation Fund

Investment Movement Report

As at 30 June 2023

Investment	Opening Balance		Additions		Disposals			Closing Balance		
	Units	Cost	Units	Cost	Units	Cost	Accounting Profit/(Loss)	Units	Cost	Market Value
	587.00	15,993.82						587.00	15,993.82	15,508.54
NXT.AX - Nextdc Limited	821.00	9,655.81	103.00	1,112.40				924.00	10,768.21	11,623.92
ORG.AX - Origin Energy Limited	2,673.00	13,991.07						2,673.00	13,991.07	22,479.93
RHCPA.AX - Ramsay Health Care Limited	284.00	29,455.34						284.00	29,455.34	29,533.16
RMD.AX - Resmed Inc	569.00	15,857.97						569.00	15,857.97	18,668.89
SUNPI.AX - Suncorp Group Limited	750.00	75,000.00						750.00	75,000.00	74,940.00
WES.AX - Wesfarmers Limited	195.00	9,268.81						195.00	9,268.81	9,621.30
WBC.AX - Westpac Banking Corporation	735.00	14,938.56						735.00	14,938.56	15,684.90
WBCPL.AX - Westpac Banking Corporation			200.00	20,020.00				200.00	20,020.00	20,408.00
WBCPI.AX - Westpac Banking Corporation (Netwealth Portfolio)	277.00	28,887.38						277.00	28,887.38	28,303.58
WDS.AX - Woodside Energy Group Ltd	918.00	21,862.62						918.00	21,862.62	31,615.92
WOW.AX - Woolworths Group Limited	421.00	15,903.25						421.00	15,903.25	16,726.33
	699,212.22		155,917.40		(85,464.28)		(1,664.28)	769,665.34		795,441.60

R&B McDougall Superannuation Fund

Investment Movement Report

As at 30 June 2023

Investment	Opening Balance		Additions		Disposals			Closing Balance		
	Units	Cost	Units	Cost	Units	Cost	Accounting Profit/(Loss)	Units	Cost	Market Value
	30.00	13,638.65						30.00	13,638.65	17,700.27
MRK.NYE - Merck & Co Inc	99.00	9,784.05						99.00	9,784.05	17,137.13
MSFT.NDQ - Microsoft Corporation	92.00	26,590.75						92.00	26,590.75	46,999.22
OGN.NYE - Organon & Co.	9.00	988.29						9.00	988.29	280.96
PYPL.NDQ - PayPal Holdings Inc	52.00	15,073.76						52.00	15,073.76	5,205.46
PFE.NYE - Pfizer Inc.	213.00	11,482.06						213.00	11,482.06	11,720.43
TSM.NYE - Taiwan Semiconductor Manufacturing - ADR	75.00	11,087.54						75.00	11,087.54	11,354.64
TME.NYE - Tencent Music Entertainment Group - ADR	737.00	16,627.50						737.00	16,627.50	8,159.41
TSLA.NDQ - Tesla Inc	21.00	16,755.52	63.00	16,755.52	(21.00)	(16,755.52)	0.00	63.00	16,755.52	24,739.74
		318,327.10		41,333.18		(41,333.18)	0.00		318,327.10	392,289.04
Shares in Unlisted Private Companies (Australian)										
Greatcell3 - Greatcell Energy Pty Ltd	300,000.00	75,000.00						300,000.00	75,000.00	75,000.00
LavaBlue1 - Lava Blue Ltd ACN 605 427 478	1,000,000.00	125,000.00						1,000,000.00	125,000.00	225,000.00

R&B McDougall Superannuation Fund

Investment Movement Report

As at 30 June 2023

Investment	Opening Balance		Additions		Disposals			Closing Balance		
	Units	Cost	Units	Cost	Units	Cost	Accounting Profit/(Loss)	Units	Cost	Market Value
		200,000.00							200,000.00	300,000.00
Stapled Securities										
TCL.AX4 - Transurban Group	1,372.00	18,982.69						1,372.00	18,982.69	19,551.00
		18,982.69							18,982.69	19,551.00
Units in Listed Unit Trusts (Australian)										
PLUS.AX1 - Vaneck Australian Corporate Bond PLUS Etf	2,053.00	39,087.62						2,053.00	39,087.62	32,848.00
SUBD.AX - Vaneck Australian Subordinated Debt Etf	1,539.01	38,723.41						1,539.00	38,723.41	38,213.37
VAP.AX1 - Vanguard Australian Property Securities Index Etf	1,199.00	100,157.61						1,199.00	100,157.61	92,682.70
		177,968.64							177,968.64	163,744.07
	1,607,944.04	358,821.52			(310,379.81)		(1,617.28)		1,656,385.75	1,824,882.74

78000 - Stapled Securities

2023 Financial Year

Preparer Rhonda Wilkinson

Reviewer John Curley

Status Completed

Account Code	Description	CY Units	CY Balance	LY Units	LY Balance	Change
TCL.AX4	Transurban Group	1372.000000	\$19,551.00	1372.000000	\$19,729.36	(0.9)%
TOTAL		CY Units	CY Balance	LY Units	LY Balance	
		1372.000000	\$19,551.00	1372.000000	\$19,729.36	

Supporting Documents

◦ Investment Movement Report [Report](#)

External URLs

No External URLs

Standard Checklist

- Attach Investment Movement Report
- Attach relevant Statements and Source Documentation
- Ensure all Investments are valued correctly at June 30
- Ensure the investment is in accordance with the fund's investment strategy
- Ensure the investment is in accordance with the SIS Act

Notes

Rhonda Wilkinson

Note
Refer to Portfolio Holdings Confirmation under 77600

30/01/2024 16:31

R&B McDougall Superannuation Fund

Investment Movement Report

As at 30 June 2023

Investment	Opening Balance		Additions		Disposals			Closing Balance		
	Units	Cost	Units	Cost	Units	Cost	Accounting Profit/(Loss)	Units	Cost	Market Value
Bank Accounts										
Macquarie Cash Management 3154		27,636.95		36,984.07		(19,766.16)			44,854.86	44,854.86
Netwealth Cash Account 060270		46,875.33		121,687.80		(150,763.19)			17,799.94	17,799.94
		74,512.28		158,671.87		(170,529.35)			62,654.80	62,654.80
Derivatives (Options, Hybrids, Future Contracts)										
FXUSD - FXUSD	402.29	569.59	1,951.53	2,899.07				2,353.82	3,468.66	3,531.05
MFGO.AX - Magellan Financial Group Limited	26.00	0.00						26.00	0.00	5.20
		569.59		2,899.07					3,468.66	3,536.25
Fixed Interest Securities (Australian) - Unitised										
PPCHB.AX - Peet Limited	131.00	13,053.00			(131.00)	(13,053.00)	47.00		0.00	
		13,053.00				(13,053.00)	47.00		0.00	
Managed Investments (Australian)										
HOW3590AU - Lennox Australian Small Comp Fd	14,397.12	24,000.00						14,397.12	24,000.00	18,707.62
ETL0019AU1 - PIMCO Global Credit Fd -Wsale CI	80,785.33	81,318.52						80,785.33	81,318.52	68,958.36
		105,318.52							105,318.52	87,665.98

R&B McDougall Superannuation Fund

Investment Movement Report

As at 30 June 2023

Investment	Opening Balance		Additions		Disposals			Closing Balance		
	Units	Cost	Units	Cost	Units	Cost	Accounting Profit/(Loss)	Units	Cost	Market Value
	587.00	15,993.82						587.00	15,993.82	15,508.54
NXT.AX - Nextdc Limited	821.00	9,655.81	103.00	1,112.40				924.00	10,768.21	11,623.92
ORG.AX - Origin Energy Limited	2,673.00	13,991.07						2,673.00	13,991.07	22,479.93
RHCPA.AX - Ramsay Health Care Limited	284.00	29,455.34						284.00	29,455.34	29,533.16
RMD.AX - Resmed Inc	569.00	15,857.97						569.00	15,857.97	18,668.89
SUNPI.AX - Suncorp Group Limited	750.00	75,000.00						750.00	75,000.00	74,940.00
WES.AX - Wesfarmers Limited	195.00	9,268.81						195.00	9,268.81	9,621.30
WBC.AX - Westpac Banking Corporation	735.00	14,938.56						735.00	14,938.56	15,684.90
WBCPL.AX - Westpac Banking Corporation			200.00	20,020.00				200.00	20,020.00	20,408.00
WBCPI.AX - Westpac Banking Corporation (Netwealth Portfolio)	277.00	28,887.38						277.00	28,887.38	28,303.58
WDS.AX - Woodside Energy Group Ltd	918.00	21,862.62						918.00	21,862.62	31,615.92
WOW.AX - Woolworths Group Limited	421.00	15,903.25						421.00	15,903.25	16,726.33
	699,212.22		155,917.40		(85,464.28)		(1,664.28)	769,665.34		795,441.60

R&B McDougall Superannuation Fund

Investment Movement Report

As at 30 June 2023

Investment	Opening Balance		Additions		Disposals			Closing Balance		
	Units	Cost	Units	Cost	Units	Cost	Accounting Profit/(Loss)	Units	Cost	Market Value
	30.00	13,638.65						30.00	13,638.65	17,700.27
MRK.NYE - Merck & Co Inc	99.00	9,784.05						99.00	9,784.05	17,137.13
MSFT.NDQ - Microsoft Corporation	92.00	26,590.75						92.00	26,590.75	46,999.22
OGN.NYE - Organon & Co.	9.00	988.29						9.00	988.29	280.96
PYPL.NDQ - PayPal Holdings Inc	52.00	15,073.76						52.00	15,073.76	5,205.46
PFE.NYE - Pfizer Inc.	213.00	11,482.06						213.00	11,482.06	11,720.43
TSM.NYE - Taiwan Semiconductor Manufacturing - ADR	75.00	11,087.54						75.00	11,087.54	11,354.64
TME.NYE - Tencent Music Entertainment Group - ADR	737.00	16,627.50						737.00	16,627.50	8,159.41
TSLA.NDQ - Tesla Inc	21.00	16,755.52	63.00	16,755.52	(21.00)	(16,755.52)	0.00	63.00	16,755.52	24,739.74
		318,327.10		41,333.18		(41,333.18)	0.00		318,327.10	392,289.04
Shares in Unlisted Private Companies (Australian)										
Greatcell3 - Greatcell Energy Pty Ltd	300,000.00	75,000.00						300,000.00	75,000.00	75,000.00
LavaBlue1 - Lava Blue Ltd ACN 605 427 478	1,000,000.00	125,000.00						1,000,000.00	125,000.00	225,000.00

R&B McDougall Superannuation Fund

Investment Movement Report

As at 30 June 2023

Investment	Opening Balance		Additions		Disposals			Closing Balance		Market Value
	Units	Cost	Units	Cost	Units	Cost	Accounting Profit/(Loss)	Units	Cost	
		200,000.00							200,000.00	300,000.00
Stapled Securities										
TCL.AX4 - Transurban Group	1,372.00	18,982.69						1,372.00	18,982.69	19,551.00
		18,982.69							18,982.69	19,551.00
Units in Listed Unit Trusts (Australian)										
PLUS.AX1 - Vaneck Australian Corporate Bond PLUS Etf	2,053.00	39,087.62						2,053.00	39,087.62	32,848.00
SUBD.AX - Vaneck Australian Subordinated Debt Etf	1,539.01	38,723.41						1,539.00	38,723.41	38,213.37
VAP.AX1 - Vanguard Australian Property Securities Index Etf	1,199.00	100,157.61						1,199.00	100,157.61	92,682.70
		177,968.64							177,968.64	163,744.07
	1,607,944.04	358,821.52			(310,379.81)		(1,617.28)		1,656,385.75	1,824,882.74

78200 - Units in Listed Unit Trusts (Australian)

2023 Financial Year

Preparer Rhonda Wilkinson

Reviewer John Curley

Status Completed

Account Code	Description	CY Units	CY Balance	LY Units	LY Balance	Change
PLUS.AX1	Vaneck Australian Corporate Bond PLUS Etf	2053.000000	\$32,848.00	2053.000000	\$32,868.53	(0.06)%
SUBD.AX	Vaneck Australian Subordinated Debt Etf	1539.000000	\$38,213.37	1539.000000	\$37,582.38	1.68%
VAP.AX1	Vanguard Australian Property Securities Index Etf	1199.000000	\$92,682.70	1199.000000	\$91,124.00	1.71%
TOTAL		CY Units	CY Balance	LY Units	LY Balance	
		4791.000000	\$163,744.07	4791.000000	\$161,574.91	

Supporting Documents

◦ Investment Movement Report [Report](#)

External URLs

No External URLs

Standard Checklist

- Attach copies of Statements and Source Documentation
- Attach Investment Movement Report
- Ensure all Investments are valued correctly at June 30
- Ensure the investment is in accordance with the Fund's investment strategy
- Ensure the investment is in accordance with the SIS Act

Notes

Rhonda Wilkinson

Note
Refer to Portfolio Holdings Confirmation under 77600

30/01/2024 16:30

R&B McDougall Superannuation Fund

Investment Movement Report

As at 30 June 2023

Investment	Opening Balance		Additions		Disposals			Closing Balance		
	Units	Cost	Units	Cost	Units	Cost	Accounting Profit/(Loss)	Units	Cost	Market Value
Bank Accounts										
Macquarie Cash Management 3154		27,636.95		36,984.07		(19,766.16)			44,854.86	44,854.86
Netwealth Cash Account 060270		46,875.33		121,687.80		(150,763.19)			17,799.94	17,799.94
		74,512.28		158,671.87		(170,529.35)			62,654.80	62,654.80
Derivatives (Options, Hybrids, Future Contracts)										
FXUSD - FXUSD	402.29	569.59	1,951.53	2,899.07				2,353.82	3,468.66	3,531.05
MFGO.AX - Magellan Financial Group Limited	26.00	0.00						26.00	0.00	5.20
		569.59		2,899.07					3,468.66	3,536.25
Fixed Interest Securities (Australian) - Unitised										
PPCHB.AX - Peet Limited	131.00	13,053.00			(131.00)	(13,053.00)	47.00		0.00	
		13,053.00				(13,053.00)	47.00		0.00	
Managed Investments (Australian)										
HOW3590AU - Lennox Australian Small Comp Fd	14,397.12	24,000.00						14,397.12	24,000.00	18,707.62
ETL0019AU1 - PIMCO Global Credit Fd -Wsale CI	80,785.33	81,318.52						80,785.33	81,318.52	68,958.36
		105,318.52							105,318.52	87,665.98

R&B McDougall Superannuation Fund

Investment Movement Report

As at 30 June 2023

Investment	Opening Balance		Additions		Disposals			Closing Balance		
	Units	Cost	Units	Cost	Units	Cost	Accounting Profit/(Loss)	Units	Cost	Market Value
	587.00	15,993.82						587.00	15,993.82	15,508.54
NXT.AX - Nextdc Limited	821.00	9,655.81	103.00	1,112.40				924.00	10,768.21	11,623.92
ORG.AX - Origin Energy Limited	2,673.00	13,991.07						2,673.00	13,991.07	22,479.93
RHCPA.AX - Ramsay Health Care Limited	284.00	29,455.34						284.00	29,455.34	29,533.16
RMD.AX - Resmed Inc	569.00	15,857.97						569.00	15,857.97	18,668.89
SUNPI.AX - Suncorp Group Limited	750.00	75,000.00						750.00	75,000.00	74,940.00
WES.AX - Wesfarmers Limited	195.00	9,268.81						195.00	9,268.81	9,621.30
WBC.AX - Westpac Banking Corporation	735.00	14,938.56						735.00	14,938.56	15,684.90
WBCPL.AX - Westpac Banking Corporation			200.00	20,020.00				200.00	20,020.00	20,408.00
WBCPI.AX - Westpac Banking Corporation (Netwealth Portfolio)	277.00	28,887.38						277.00	28,887.38	28,303.58
WDS.AX - Woodside Energy Group Ltd	918.00	21,862.62						918.00	21,862.62	31,615.92
WOW.AX - Woolworths Group Limited	421.00	15,903.25						421.00	15,903.25	16,726.33
	699,212.22		155,917.40		(85,464.28)		(1,664.28)	769,665.34		795,441.60

R&B McDougall Superannuation Fund

Investment Movement Report

As at 30 June 2023

Investment	Opening Balance		Additions		Disposals			Closing Balance		
	Units	Cost	Units	Cost	Units	Cost	Accounting Profit/(Loss)	Units	Cost	Market Value
	30.00	13,638.65						30.00	13,638.65	17,700.27
MRK.NYE - Merck & Co Inc	99.00	9,784.05						99.00	9,784.05	17,137.13
MSFT.NDQ - Microsoft Corporation	92.00	26,590.75						92.00	26,590.75	46,999.22
OGN.NYE - Organon & Co.	9.00	988.29						9.00	988.29	280.96
PYPL.NDQ - PayPal Holdings Inc	52.00	15,073.76						52.00	15,073.76	5,205.46
PFE.NYE - Pfizer Inc.	213.00	11,482.06						213.00	11,482.06	11,720.43
TSM.NYE - Taiwan Semiconductor Manufacturing - ADR	75.00	11,087.54						75.00	11,087.54	11,354.64
TME.NYE - Tencent Music Entertainment Group - ADR	737.00	16,627.50						737.00	16,627.50	8,159.41
TSLA.NDQ - Tesla Inc	21.00	16,755.52	63.00	16,755.52	(21.00)	(16,755.52)	0.00	63.00	16,755.52	24,739.74
		318,327.10		41,333.18		(41,333.18)	0.00		318,327.10	392,289.04
Shares in Unlisted Private Companies (Australian)										
Greatcell3 - Greatcell Energy Pty Ltd	300,000.00	75,000.00						300,000.00	75,000.00	75,000.00
LavaBlue1 - Lava Blue Ltd ACN 605 427 478	1,000,000.00	125,000.00						1,000,000.00	125,000.00	225,000.00

R&B McDougall Superannuation Fund

Investment Movement Report

As at 30 June 2023

Investment	Opening Balance		Additions		Disposals			Closing Balance		
	Units	Cost	Units	Cost	Units	Cost	Accounting Profit/(Loss)	Units	Cost	Market Value
		200,000.00							200,000.00	300,000.00
Stapled Securities										
TCL.AX4 - Transurban Group	1,372.00	18,982.69						1,372.00	18,982.69	19,551.00
		18,982.69							18,982.69	19,551.00
Units in Listed Unit Trusts (Australian)										
PLUS.AX1 - Vaneck Australian Corporate Bond PLUS Etf	2,053.00	39,087.62						2,053.00	39,087.62	32,848.00
SUBD.AX - Vaneck Australian Subordinated Debt Etf	1,539.01	38,723.41						1,539.00	38,723.41	38,213.37
VAP.AX1 - Vanguard Australian Property Securities Index Etf	1,199.00	100,157.61						1,199.00	100,157.61	92,682.70
		177,968.64							177,968.64	163,744.07
	1,607,944.04	358,821.52			(310,379.81)		(1,617.28)		1,656,385.75	1,824,882.74

85000 - Income Tax Payable/Refundable

2023 Financial Year

Preparer Rhonda Wilkinson

Reviewer John Curley

Status Completed

Account Code	Description	CY Balance	LY Balance	Change
85000	Income Tax Payable/Refundable	\$5,729.62	\$9,370.87	(38.86)%
TOTAL		CY Balance	LY Balance	
		\$5,729.62	\$9,370.87	

Supporting Documents

- Non Deductible Expense Reconciliation [Report](#)
- Tax Reconciliation Report [Report](#)
- Statement of Taxable Income [Report](#)
- Exempt Pension Reconciliation [Report](#)
- 2023 ATO Income Tax Report.pdf
- R&B-McDougall-Superannuation-Fund-Act-Cert-2023.pdf

External URLs

No External URLs

Standard Checklist

- Attach Actuarial Certificate (if applicable)
- Attach any other Tax reconciliations
- Attach copy of Exempt Pension Reconciliation (if applicable)
- Attach copy of Non Deductible Expense Reconciliation (if applicable)
- Attach copy of Statement of Taxable Income
- Attach copy of Tax Reconciliation Report
- Confirm Transactions in ATO Portal

R&B McDougall Superannuation Fund**Exempt Current Pension Income Reconciliation**

For The Period 01 July 2022 - 30 June 2023

	Date	Account Code	Account Description	Taxable Amount	Actuary/Pool %	Exempt Amount
Segment - 01 July 2022 to 30 June 2023						
<u>Label C</u>						
	05/07/2022	25000/PPCHB.AX	Peet Limited	159.66		
	29/07/2022	25000/MCMA3154	Macquarie Cash Management 3154	8.39		
	31/07/2022	25000/NetwealthWrap060	Netwealth Cash Account 060270	15.72		
	31/08/2022	25000/NetwealthWrap060	Netwealth Cash Account 060270	9.98		
	31/08/2022	25000/MCMA3154	Macquarie Cash Management 3154	17.24		
	30/09/2022	25000/NetwealthWrap060	Netwealth Cash Account 060270	14.11		
	30/09/2022	25000/MCMA3154	Macquarie Cash Management 3154	21.42		
	05/10/2022	25000/PPCHB.AX	Peet Limited	215.09		
	31/10/2022	25000/NetwealthWrap060	Netwealth Cash Account 060270	45.41		
	31/10/2022	25000/MCMA3154	Macquarie Cash Management 3154	26.98		
	30/11/2022	25000/MCMA3154	Macquarie Cash Management 3154	28.61		
	30/11/2022	25000/NetwealthWrap060	Netwealth Cash Account 060270	54.15		
	30/12/2022	25000/MCMA3154	Macquarie Cash Management 3154	30.78		
	31/12/2022	25000/NetwealthWrap060	Netwealth Cash Account 060270	65.39		
	31/01/2023	25000/NetwealthWrap060	Netwealth Cash Account 060270	73.45		
	31/01/2023	25000/MCMA3154	Macquarie Cash Management 3154	32.49		
	28/02/2023	25000/MCMA3154	Macquarie Cash Management 3154	26.81		
	28/02/2023	25000/NetwealthWrap060	Netwealth Cash Account 060270	71.25		
	31/03/2023	25000/NetwealthWrap060	Netwealth Cash Account 060270	69.50		
	31/03/2023	25000/MCMA3154	Macquarie Cash Management 3154	28.63		
	28/04/2023	25000/MCMA3154	Macquarie Cash Management 3154	33.68		

R&B McDougall Superannuation Fund

Exempt Current Pension Income Reconciliation

For The Period 01 July 2022 - 30 June 2023

	Date	Account Code	Account Description	Taxable Amount	Actuary/Pool %	Exempt Amount
Label C						
	30/04/2023	25000/NetwealthWrap060	Netwealth Cash Account 060270	33.48		
	31/05/2023	25000/MCMA3154	Macquarie Cash Management 3154	46.60		
	31/05/2023	25000/NetwealthWrap060	Netwealth Cash Account 060270	38.60		
	30/06/2023	25000/MCMA3154	Macquarie Cash Management 3154	70.57		
	30/06/2023	25000/NetwealthWrap060	Netwealth Cash Account 060270	42.11		
			Total	1,280.10	41.000 %	524.85
Label D1						
	08/07/2022	23900/MRK.NYE	Merck & Co Inc	99.63		
	14/07/2022	23900/TSM.NYE	Taiwan Semiconductor Manufacturing -	51.31		
	01/08/2022	23900/JPM.NYE	JPMorgan Chase & Co.	145.96		
	09/08/2022	23900/MA.NYE	Mastercard Incorporated - Ordinary Shares	4.52		
	09/08/2022	23900/MA.NYE	Mastercard Incorporated - Ordinary Shares	16.24		
	10/08/2022	23900/AXP.NYE	American Express Co.	34.83		
	10/08/2022	23900/AXP.NYE	American Express Co.	33.76		
	11/08/2022	23900/AAPL.NDQ	Apple Inc.	23.56		
	11/08/2022	23900/AAPL.NDQ	Apple Inc.	24.48		
	06/09/2022	23900/PFE.NYE	Pfizer Inc.	126.50		
	06/09/2022	23900/JNJ.NYE	Johnson & Johnson	90.60		
	08/09/2022	23900/MSFT.NDQ	Microsoft Corporation	83.43		
	15/09/2022	23900/OGN.NYE	Organon & Co.	3.75		
	15/09/2022	23900/HD.NYE	Home Depot, Inc.	90.63		
	22/09/2022	23900/RMD.AX	Resmed Inc	36.20		

R&B McDougall Superannuation Fund

Exempt Current Pension Income Reconciliation

For The Period 01 July 2022 - 30 June 2023

	Date	Account Code	Account Description	Taxable Amount	Actuary/Pool %	Exempt Amount
Label D1						
	28/09/2022	23900/AMC.AX	Amcors Plc	187.96		
	29/09/2022	23900/GILD.NDQ	Gilead Sciences Inc.	168.50		
	07/10/2022	23900/MRK.NYE	Merck & Co Inc	107.27		
	13/10/2022	23900/TSM.NYE	Taiwan Semiconductor Manufacturing -	51.78		
	31/10/2022	23900/JPM.NYE	JPMorgan Chase & Co.	158.51		
	09/11/2022	23900/MA.NYE	Mastercard Incorporated - Ordinary Shares	22.24		
	10/11/2022	23900/AXP.NYE	American Express Co.	73.02		
	10/11/2022	23900/AAPL.NDQ	Apple Inc.	50.86		
	05/12/2022	23900/PFE.NYE	Pfizer Inc.	127.24		
	06/12/2022	23900/JNJ.NYE	Johnson & Johnson	90.78		
	08/12/2022	23900/MSFT.NDQ	Microsoft Corporation	92.37		
	13/12/2022	23900/AMC.AX	Amcors Plc	211.71		
	15/12/2022	23900/OGN.NYE	Organon & Co.	3.77		
	15/12/2022	23900/RMD.AX	Resmed Inc	37.82		
	15/12/2022	23900/HD.NYE	Home Depot, Inc.	90.46		
	29/12/2022	23900/GILD.NDQ	Gilead Sciences Inc.	161.55		
	09/01/2023	23900/MRK.NYE	Merck & Co Inc	104.58		
	12/01/2023	23900/TSM.NYE	Taiwan Semiconductor Manufacturing -	48.11		
	31/01/2023	23900/JPM.NYE	JPMorgan Chase & Co.	141.32		
	09/02/2023	23900/MA.NYE	Mastercard Incorporated - Ordinary Shares	24.74		
	10/02/2023	23900/AXP.NYE	American Express Co.	70.22		
	16/02/2023	23900/AAPL.NDQ	Apple Inc.	49.35		
	03/03/2023	23900/PFE.NYE	Pfizer Inc.	129.04		

R&B McDougall Superannuation Fund

Exempt Current Pension Income Reconciliation

For The Period 01 July 2022 - 30 June 2023

	Date	Account Code	Account Description	Taxable Amount	Actuary/Pool %	Exempt Amount
Label D1						
	07/03/2023	23900/JNJ.NYE	Johnson & Johnson	92.55		
	09/03/2023	23900/MSFT.NDQ	Microsoft Corporation	93.78		
	16/03/2023	23900/OGN.NYE	Organon & Co.	3.79		
	16/03/2023	23900/RMD.AX	Resmed Inc	36.09		
	21/03/2023	23900/AMC.AX	Amcor Plc	188.40		
	23/03/2023	23900/HD.NYE	Home Depot, Inc.	100.53		
	30/03/2023	23900/GILD.NDQ	Gilead Sciences Inc.	167.73		
	10/04/2023	23900/MRK.NYE	Merck & Co Inc	108.90		
	13/04/2023	23900/TSM.NYE	Taiwan Semiconductor Manufacturing -	49.90		
	01/05/2023	23900/JPM.NYE	JPMorgan Chase & Co.	151.35		
	09/05/2023	23900/MA.NYE	Mastercard Incorporated - Ordinary Shares	25.22		
	10/05/2023	23900/AXP.NYE	American Express Co.	84.21		
	18/05/2023	23900/AAPL.NDQ	Apple Inc.	53.47		
	06/06/2023	23900/JNJ.NYE	Johnson & Johnson	96.33		
	08/06/2023	23900/MSFT.NDQ	Microsoft Corporation	92.72		
	09/06/2023	23900/PFE.NYE	Pfizer Inc.	129.04		
	15/06/2023	23900/HD.NYE	Home Depot, Inc.	97.51		
	15/06/2023	23900/RMD.AX	Resmed Inc	37.36		
	15/06/2023	23900/OGN.NYE	Organon & Co.	3.66		
	20/06/2023	23900/AMC.AX	Amcor Plc	200.70		
	29/06/2023	23900/GILD.NDQ	Gilead Sciences Inc.	170.09		
	10/01/2023	23800/HOW3590AU	Lennox Australian Small Comp Fd	14.00		
	29/06/2023	23800/HOW3590AU	Lennox Australian Small Comp Fd	42.49		

R&B McDougall Superannuation Fund

Exempt Current Pension Income Reconciliation

For The Period 01 July 2022 - 30 June 2023

	Date	Account Code	Account Description	Taxable Amount	Actuary/Pool %	Exempt Amount
Label D1						
	30/06/2023	23800/PLUS.AX1	Vaneck Australian Corporate Bond PLUS Etf	55.18		
	30/06/2023	23800/VAP.AX1	Vanguard Australian Property Securities	55.24		
	30/06/2023	23800/HOW3590AU	Lennox Australian Small Comp Fd	15.82		
	30/06/2023	23800/SUBD.AX	Vaneck Australian Subordinated Debt Etf	22.67		
			Total	5,257.33	41.000 %	2,155.51
Label J						
	04/07/2022	23900/MQG.AX	Macquarie Group Limited	630.00		
	06/09/2022	23900/MFG.AX	Magellan Financial Group Limited	29.21		
	07/09/2022	23900/MBLPD.AX	Macquarie Bank Limited	160.16		
	12/09/2022	23900/MQGPF.AX	Macquarie Group Limited	96.86		
	12/09/2022	23900/MQGPD.AX	Macquarie Group Limited	206.67		
	15/09/2022	23900/IAGPD.AX	Insurance Australia Group Limited	108.06		
	21/09/2022	23900/MBLPC.AX	Macquarie Bank Limited (Netwealth	227.02		
	30/09/2022	23900/ORG.AX	Origin Energy Limited	110.26		
	05/10/2022	23900/CSL.AX	CSL Limited	197.81		
	13/10/2022	23900/BXB.AX	Brambles Limited	144.53		
	17/10/2022	23900/COH.AX	Cochlear Limited	58.29		
	07/12/2022	23900/MBLPD.AX	Macquarie Bank Limited	210.15		
	12/12/2022	23900/MQGPF.AX	Macquarie Group Limited	162.75		
	12/12/2022	23900/MQGPD.AX	Macquarie Group Limited	241.34		
	13/12/2022	23900/MQG.AX	Macquarie Group Limited	540.00		
	15/12/2022	23900/IAGPD.AX	Insurance Australia Group Limited	124.37		

R&B McDougall Superannuation Fund

Exempt Current Pension Income Reconciliation

For The Period 01 July 2022 - 30 June 2023

	Date	Account Code	Account Description	Taxable Amount	Actuary/Pool %	Exempt Amount
Label J						
	21/12/2022	23900/MBLPC.AX	Macquarie Bank Limited (Netwealth	258.47		
	22/12/2022	23900/IAGPD.AX	Insurance Australia Group Limited	10.10		
	07/03/2023	23900/MBLPD.AX	Macquarie Bank Limited	228.02		
	08/03/2023	23900/MFG.AX	Magellan Financial Group Limited	14.92		
	10/03/2023	23900/MQGPD.AX	Macquarie Group Limited	249.43		
	13/03/2023	23900/MQGPF.AX	Macquarie Group Limited	174.74		
	15/03/2023	23900/IAGPE.AX	Insurance Australia Group Limited	274.46		
	21/03/2023	23900/MBLPC.AX	Macquarie Bank Limited (Netwealth	266.80		
	05/04/2023	23900/CSL.AX	CSL Limited	202.68		
	13/04/2023	23900/BXB.AX	Brambles Limited	148.05		
	14/04/2023	23900/COH.AX	Cochlear Limited	67.50		
	07/06/2023	23900/MBLPD.AX	Macquarie Bank Limited	253.00		
	13/06/2023	23900/MQGPD.AX	Macquarie Group Limited	287.66		
	13/06/2023	23900/MQGPF.AX	Macquarie Group Limited	189.64		
	15/06/2023	23900/IAGPE.AX	Insurance Australia Group Limited	324.53		
	21/06/2023	23900/MBLPC.AX	Macquarie Bank Limited (Netwealth	288.64		
			Total	6,486.12	41.000 %	2,659.31
Label K						
	01/07/2022	23900/ANZ.AX	ANZ Group Holdings Limited	540.72		
	04/07/2022	23900/MQG.AX	Macquarie Group Limited	420.00		
	06/09/2022	23900/MFG.AX	Magellan Financial Group Limited	116.86		
	07/09/2022	23900/MBLPD.AX	Macquarie Bank Limited	106.78		

R&B McDougall Superannuation Fund**Exempt Current Pension Income Reconciliation**

For The Period 01 July 2022 - 30 June 2023

	Date	Account Code	Account Description	Taxable Amount	Actuary/Pool %	Exempt Amount
Label K						
	12/09/2022	23900/MQGPF.AX	Macquarie Group Limited	64.58		
	12/09/2022	23900/MQGPD.AX	Macquarie Group Limited	137.78		
	15/09/2022	23900/CBAPK.AX	Commonwealth Bank Of Australia.	227.19		
	15/09/2022	23900/IAGPD.AX	Insurance Australia Group Limited	252.10		
	15/09/2022	23900/CBAPD.AX1	Commonwealth Bank Of Australia.	235.29		
	19/09/2022	23900/NABPF.AX	National Australia Bank Limited	283.31		
	19/09/2022	23900/SUNPI.AX	Suncorp Group Limited	635.32		
	19/09/2022	23900/WBCPI.AX	Westpac Banking Corporation (Netwealth	270.57		
	20/09/2022	23900/ANZPI.AX	Australia And New Zealand Banking Group	215.03		
	21/09/2022	23900/MBLPC.AX	Macquarie Bank Limited (Netwealth	151.35		
	22/09/2022	23900/BHP.AX	BHP Group Limited	1,515.79		
	23/09/2022	23900/WBCPL.AX	Westpac Banking Corporation	137.88		
	27/09/2022	23900/WOW.AX	Woolworths Group Limited	223.13		
	28/09/2022	23900/COL.AX	Coles Group Limited.	271.20		
	29/09/2022	23900/NCM.AX	Newcrest Mining Limited	171.18		
	29/09/2022	23900/CBA.AX	Commonwealth Bank of Australia	394.80		
	30/09/2022	23900/ORG.AX	Origin Energy Limited	330.79		
	05/10/2022	23900/CSL.AX	CSL Limited	21.98		
	06/10/2022	23900/WDS.AX	Woodside Energy Group Ltd	1,468.37		
	06/10/2022	23900/WES.AX	Wesfarmers Limited	195.00		
	13/10/2022	23900/BXB.AX	Brambles Limited	77.82		
	17/10/2022	23900/COH.AX	Cochlear Limited	38.86		
	20/10/2022	23900/RHCPA.AX	Ramsay Health Care Limited	583.70		

R&B McDougall Superannuation Fund

Exempt Current Pension Income Reconciliation

For The Period 01 July 2022 - 30 June 2023

	Date	Account Code	Account Description	Taxable Amount	Actuary/Pool %	Exempt Amount
Label K						
	15/11/2022	23900/CBAPD.AX1	Commonwealth Bank Of Australia.	192.31		
	07/12/2022	23900/MBLPD.AX	Macquarie Bank Limited	140.10		
	12/12/2022	23900/MQGPF.AX	Macquarie Group Limited	108.50		
	12/12/2022	23900/MQGPD.AX	Macquarie Group Limited	160.89		
	13/12/2022	23900/MQG.AX	Macquarie Group Limited	360.00		
	15/12/2022	23900/ANZ.AX	ANZ Group Holdings Limited	592.74		
	15/12/2022	23900/CBAPK.AX	Commonwealth Bank Of Australia.	277.58		
	15/12/2022	23900/IAGPD.AX	Insurance Australia Group Limited	290.19		
	19/12/2022	23900/NABPF.AX	National Australia Bank Limited	323.54		
	19/12/2022	23900/WBCPI.AX	Westpac Banking Corporation (Netwealth	316.20		
	19/12/2022	23900/SUNPI.AX	Suncorp Group Limited	751.43		
	20/12/2022	23900/WBC.AX	Westpac Banking Corporation	470.40		
	20/12/2022	23900/ANZPI.AX	Australia And New Zealand Banking Group	258.30		
	21/12/2022	23900/MBLPC.AX	Macquarie Bank Limited (Netwealth	172.32		
	22/12/2022	23900/WBCPL.AX	Westpac Banking Corporation	220.08		
	22/12/2022	23900/IAGPD.AX	Insurance Australia Group Limited	23.55		
	07/03/2023	23900/MBLPD.AX	Macquarie Bank Limited	152.02		
	08/03/2023	23900/MFG.AX	Magellan Financial Group Limited	84.51		
	10/03/2023	23900/MQGPD.AX	Macquarie Group Limited	166.29		
	13/03/2023	23900/MQGPF.AX	Macquarie Group Limited	116.50		
	15/03/2023	23900/IAGPE.AX	Insurance Australia Group Limited	117.63		
	15/03/2023	23900/CBAPK.AX	Commonwealth Bank Of Australia.	295.15		
	15/03/2023	23900/CBAPL.AX	Commonwealth Bank Of Australia.	401.79		

R&B McDougall Superannuation Fund

Exempt Current Pension Income Reconciliation

For The Period 01 July 2022 - 30 June 2023

	Date	Account Code	Account Description	Taxable Amount	Actuary/Pool %	Exempt Amount
Label K						
	17/03/2023	23900/SUNPI.AX	Suncorp Group Limited	772.28		
	17/03/2023	23900/NABPF.AX	National Australia Bank Limited	329.37		
	20/03/2023	23900/WBCPI.AX	Westpac Banking Corporation (Netwealth	329.96		
	20/03/2023	23900/AN3PI	AN3PI	269.99		
	21/03/2023	23900/MBLPC.AX	Macquarie Bank Limited (Netwealth	177.87		
	22/03/2023	23900/WBCPL.AX	Westpac Banking Corporation	228.58		
	24/03/2023	23900/ORG.AX	Origin Energy Limited	441.05		
	28/03/2023	23900/WES.AX	Wesfarmers Limited	171.60		
	30/03/2023	23900/CBA.AX	Commonwealth Bank of Australia	394.80		
	30/03/2023	23900/COL.AX	Coles Group Limited.	325.44		
	30/03/2023	23900/NCM.AX	Newcrest Mining Limited	306.14		
	30/03/2023	23900/BHP.AX	BHP Group Limited	810.00		
	05/04/2023	23900/WDS.AX	Woodside Energy Group Ltd	1,977.74		
	13/04/2023	23900/BXB.AX	Brambles Limited	79.72		
	13/04/2023	23900/WOW.AX	Woolworths Group Limited	193.66		
	14/04/2023	23900/COH.AX	Cochlear Limited	36.35		
	20/04/2023	23900/RHCPA.AX	Ramsay Health Care Limited	833.17		
	07/06/2023	23900/MBLPD.AX	Macquarie Bank Limited	168.68		
	13/06/2023	23900/MQGPD.AX	Macquarie Group Limited	191.78		
	13/06/2023	23900/MQGPF.AX	Macquarie Group Limited	126.43		
	15/06/2023	23900/IAGPE.AX	Insurance Australia Group Limited	139.09		
	15/06/2023	23900/CBAPL.AX	Commonwealth Bank Of Australia.	339.90		
	15/06/2023	23900/CBAPK.AX	Commonwealth Bank Of Australia.	326.78		

R&B McDougall Superannuation Fund

Exempt Current Pension Income Reconciliation

For The Period 01 July 2022 - 30 June 2023

	Date	Account Code	Account Description	Taxable Amount	Actuary/Pool %	Exempt Amount
Label K						
	19/06/2023	23900/SUNPI.AX	Suncorp Group Limited	890.40		
	19/06/2023	23900/NABPF.AX	National Australia Bank Limited	375.47		
	19/06/2023	23900/WBCPI.AX	Westpac Banking Corporation (Netwealth	361.10		
	20/06/2023	23900/AN3PK.AX1	Australia And New Zealand Banking Group	326.58		
	20/06/2023	23900/AN3PI	AN3PI	297.39		
	21/06/2023	23900/MBLPC.AX	Macquarie Bank Limited (Netwealth	192.43		
	22/06/2023	23900/WBCPL.AX	Westpac Banking Corporation	250.40		
	27/06/2023	23900/WBC.AX	Westpac Banking Corporation	514.50		
			Total	27,258.05	41.000 %	11,175.81
Label L						
	01/07/2022	23900/ANZ.AX	ANZ Group Holdings Limited	231.73		
	04/07/2022	23900/MQG.AX	Macquarie Group Limited	180.00		
	06/09/2022	23900/MFG.AX	Magellan Financial Group Limited	50.08		
	07/09/2022	23900/MBLPD.AX	Macquarie Bank Limited	45.76		
	12/09/2022	23900/MQGPF.AX	Macquarie Group Limited	27.68		
	12/09/2022	23900/MQGPD.AX	Macquarie Group Limited	59.05		
	15/09/2022	23900/CBAPK.AX	Commonwealth Bank Of Australia.	97.37		
	15/09/2022	23900/IAGPD.AX	Insurance Australia Group Limited	108.04		
	15/09/2022	23900/CBAPD.AX1	Commonwealth Bank Of Australia.	100.84		
	19/09/2022	23900/NABPF.AX	National Australia Bank Limited	121.41		
	19/09/2022	23900/SUNPI.AX	Suncorp Group Limited	272.28		
	19/09/2022	23900/WBCPI.AX	Westpac Banking Corporation (Netwealth	115.96		

R&B McDougall Superannuation Fund**Exempt Current Pension Income Reconciliation**

For The Period 01 July 2022 - 30 June 2023

	Date	Account Code	Account Description	Taxable Amount	Actuary/Pool %	Exempt Amount
Label L						
	20/09/2022	23900/ANZPI.AX	Australia And New Zealand Banking Group	92.15		
	21/09/2022	23900/MBLPC.AX	Macquarie Bank Limited (Netwealth	64.86		
	22/09/2022	23900/BHP.AX	BHP Group Limited	649.63		
	23/09/2022	23900/WBCPL.AX	Westpac Banking Corporation	59.09		
	27/09/2022	23900/WOW.AX	Woolworths Group Limited	95.63		
	28/09/2022	23900/COL.AX	Coles Group Limited.	116.23		
	29/09/2022	23900/NCM.AX	Newcrest Mining Limited	73.36		
	29/09/2022	23900/CBA.AX	Commonwealth Bank of Australia	169.20		
	30/09/2022	23900/ORG.AX	Origin Energy Limited	141.76		
	05/10/2022	23900/CSL.AX	CSL Limited	9.42		
	06/10/2022	23900/WDS.AX	Woodside Energy Group Ltd	629.31		
	06/10/2022	23900/WES.AX	Wesfarmers Limited	83.57		
	13/10/2022	23900/BXB.AX	Brambles Limited	33.35		
	17/10/2022	23900/COH.AX	Cochlear Limited	16.66		
	20/10/2022	23900/RHCPA.AX	Ramsay Health Care Limited	250.16		
	15/11/2022	23900/CBAPD.AX1	Commonwealth Bank Of Australia.	82.41		
	07/12/2022	23900/MBLPD.AX	Macquarie Bank Limited	60.04		
	12/12/2022	23900/MQGPF.AX	Macquarie Group Limited	46.50		
	12/12/2022	23900/MQGPD.AX	Macquarie Group Limited	68.96		
	13/12/2022	23900/MQG.AX	Macquarie Group Limited	154.29		
	15/12/2022	23900/ANZ.AX	ANZ Group Holdings Limited	254.03		
	15/12/2022	23900/CBAPK.AX	Commonwealth Bank Of Australia.	118.96		
	15/12/2022	23900/IAGPD.AX	Insurance Australia Group Limited	124.37		

R&B McDougall Superannuation Fund

Exempt Current Pension Income Reconciliation

For The Period 01 July 2022 - 30 June 2023

	Date	Account Code	Account Description	Taxable Amount	Actuary/Pool %	Exempt Amount
Label L						
	19/12/2022	23900/NABPF.AX	National Australia Bank Limited	138.66		
	19/12/2022	23900/WBCPI.AX	Westpac Banking Corporation (Netwealth	135.52		
	19/12/2022	23900/SUNPI.AX	Suncorp Group Limited	322.04		
	20/12/2022	23900/WBC.AX	Westpac Banking Corporation	201.60		
	20/12/2022	23900/ANZPI.AX	Australia And New Zealand Banking Group	110.70		
	21/12/2022	23900/MBLPC.AX	Macquarie Bank Limited (Netwealth	73.85		
	22/12/2022	23900/WBCPL.AX	Westpac Banking Corporation	94.32		
	22/12/2022	23900/IAGPD.AX	Insurance Australia Group Limited	10.09		
	07/03/2023	23900/MBLPD.AX	Macquarie Bank Limited	65.15		
	08/03/2023	23900/MFG.AX	Magellan Financial Group Limited	36.22		
	10/03/2023	23900/MQGPD.AX	Macquarie Group Limited	71.27		
	13/03/2023	23900/MQGPF.AX	Macquarie Group Limited	49.93		
	15/03/2023	23900/IAGPE.AX	Insurance Australia Group Limited	50.41		
	15/03/2023	23900/CBAPK.AX	Commonwealth Bank Of Australia.	126.50		
	15/03/2023	23900/CBAPL.AX	Commonwealth Bank Of Australia.	172.20		
	17/03/2023	23900/SUNPI.AX	Suncorp Group Limited	330.98		
	17/03/2023	23900/NABPF.AX	National Australia Bank Limited	141.16		
	20/03/2023	23900/WBCPI.AX	Westpac Banking Corporation (Netwealth	141.42		
	20/03/2023	23900/AN3PI	AN3PI	115.71		
	21/03/2023	23900/MBLPC.AX	Macquarie Bank Limited (Netwealth	76.23		
	22/03/2023	23900/WBCPL.AX	Westpac Banking Corporation	97.96		
	24/03/2023	23900/ORG.AX	Origin Energy Limited	189.02		
	28/03/2023	23900/WES.AX	Wesfarmers Limited	73.54		

R&B McDougall Superannuation Fund**Exempt Current Pension Income Reconciliation**

For The Period 01 July 2022 - 30 June 2023

	Date	Account Code	Account Description	Taxable Amount	Actuary/Pool %	Exempt Amount
Label L						
	30/03/2023	23900/CBA.AX	Commonwealth Bank of Australia	169.20		
	30/03/2023	23900/COL.AX	Coles Group Limited.	139.47		
	30/03/2023	23900/NCM.AX	Newcrest Mining Limited	131.21		
	30/03/2023	23900/BHP.AX	BHP Group Limited	347.14		
	05/04/2023	23900/WDS.AX	Woodside Energy Group Ltd	847.60		
	13/04/2023	23900/BXB.AX	Brambles Limited	34.17		
	13/04/2023	23900/WOW.AX	Woolworths Group Limited	83.00		
	14/04/2023	23900/COH.AX	Cochlear Limited	15.58		
	20/04/2023	23900/RHCPA.AX	Ramsay Health Care Limited	357.07		
	07/06/2023	23900/MBLPD.AX	Macquarie Bank Limited	72.28		
	13/06/2023	23900/MQGPD.AX	Macquarie Group Limited	82.18		
	13/06/2023	23900/MQGPF.AX	Macquarie Group Limited	54.18		
	15/06/2023	23900/IAGPE.AX	Insurance Australia Group Limited	59.61		
	15/06/2023	23900/CBAPL.AX	Commonwealth Bank Of Australia.	145.67		
	15/06/2023	23900/CBAPK.AX	Commonwealth Bank Of Australia.	140.04		
	19/06/2023	23900/SUNPI.AX	Suncorp Group Limited	381.60		
	19/06/2023	23900/NABPF.AX	National Australia Bank Limited	160.92		
	19/06/2023	23900/WBCPI.AX	Westpac Banking Corporation (Netwealth	154.75		
	20/06/2023	23900/AN3PK.AX1	Australia And New Zealand Banking Group	139.96		
	20/06/2023	23900/AN3PI	AN3PI	127.45		
	21/06/2023	23900/MBLPC.AX	Macquarie Bank Limited (Netwealth	82.47		
	22/06/2023	23900/WBCPL.AX	Westpac Banking Corporation	107.32		
	27/06/2023	23900/WBC.AX	Westpac Banking Corporation	220.50		

R&B McDougall Superannuation Fund

Exempt Current Pension Income Reconciliation

For The Period 01 July 2022 - 30 June 2023

	Date	Account Code	Account Description	Taxable Amount	Actuary/Pool %	Exempt Amount
Label L						
			Total	11,681.99	41.000 %	4,789.62
Label M						
	10/01/2023	23800/HOW3590AU	Lennox Australian Small Comp Fd	95.70		
	29/06/2023	23800/HOW3590AU	Lennox Australian Small Comp Fd	290.43		
	30/06/2023	23800/VAP.AX1	Vanguard Australian Property Securities	1,878.30		
	30/06/2023	23800/HOW3590AU	Lennox Australian Small Comp Fd	108.08		
	30/06/2023	23800/TCL.AX4	Transurban Group	399.29		
	30/06/2023	23800/SUBD.AX	Vaneck Australian Subordinated Debt Etf	1,378.28		
	30/06/2023	23800/PLUS.AX1	Vaneck Australian Corporate Bond PLUS Etf	451.18		
			Total	4,601.26	41.000 %	1,886.52
Total Segment ECPI *						23,191.62
SMSF Annual Return Rounding						3.62
Total ECPI						23,188.00

* Total Segment ECPI does not include ECPI amounts from Label A. The total ECPI from Label A is shown separately at the start of the report.

R&B McDougall Superannuation Fund

Pension Non Deductible Expense Report

For The Period 01 July 2022 - 30 June 2023

	Date	Account Code	Account Description	Amount	Expense %	Deductible	Non Deductible
Segment - 01 July 2022 to 30 June 2023							
Label H							
	30/06/2023	30700	Auditor's Remuneration	385.00			
			Total	385.00	27.507 %	279.10	105.90
Label J							
	28/02/2023	30900	Advisor Fees	1,127.56			
	15/11/2022	30100	Accountancy Fees	234.68			
	31/07/2022	30900	Advisor Fees	1,187.54			
	31/03/2023	30900	Advisor Fees	1,233.18			
	15/08/2022	30100	Accountancy Fees	234.68			
	31/08/2022	30900	Advisor Fees	1,221.92			
	17/10/2022	30100	Accountancy Fees	234.68			
	15/03/2023	30100	Accountancy Fees	234.68			
	31/05/2023	30900	Advisor Fees	1,266.30			
	30/04/2023	30900	Advisor Fees	1,220.08			
	31/12/2022	30900	Advisor Fees	1,216.46			
	30/11/2022	30900	Advisor Fees	1,172.59			
	15/06/2023	30100	Accountancy Fees	234.68			
	30/09/2022	30900	Advisor Fees	1,152.05			
	30/06/2023	30100	Accountancy Fees	(495.00)			
	15/02/2023	30100	Accountancy Fees	234.68			
	30/06/2023	30200	Actuarial Certificate	110.00			

R&B McDougall Superannuation Fund

Pension Non Deductible Expense Report

For The Period 01 July 2022 - 30 June 2023

	Date	Account Code	Account Description	Amount	Expense %	Deductible	Non Deductible
Label J							
	16/01/2023	30100	Accountancy Fees	234.68			
	15/07/2022	30100	Accountancy Fees	234.68			
	15/12/2022	30100	Accountancy Fees	234.68			
	17/04/2023	30100	Accountancy Fees	234.68			
	30/06/2023	30900	Advisor Fees	1,232.01			
	31/01/2023	30900	Advisor Fees	1,220.92			
	15/05/2023	30100	Accountancy Fees	234.68			
	15/09/2022	30100	Accountancy Fees	234.68			
	31/10/2022	30900	Advisor Fees	1,184.57			
	03/11/2022	30800	ASIC Fees	59.00			
			Total	16,925.34	27.507 %	12,269.73	4,655.61
	13/04/2023	30400	ATO Supervisory Levy	259.00			
			Total	259.00	0.000 %	259.00	0.00
					Label Total	12,528.73	4,655.61
Label L							
	31/07/2022	30150	Administration Fees	227.01			
	31/08/2022	30150	Administration Fees	230.61			
	30/06/2023	30150	Administration Fees	(92.94)			
	30/09/2022	30150	Administration Fees	220.20			
	31/08/2022	30150	Administration Fees	(95.03)			
	30/04/2023	30150	Administration Fees	225.97			

R&B McDougall Superannuation Fund
Pension Non Deductible Expense Report

For The Period 01 July 2022 - 30 June 2023

	Date	Account Code	Account Description	Amount	Expense %	Deductible	Non Deductible
Label L							
	31/01/2023	30150	Administration Fees	227.51			
	28/02/2023	30150	Administration Fees	208.81			
	30/11/2022	30150	Administration Fees	221.17			
	31/10/2022	30150	Administration Fees	227.23			
	31/05/2023	30150	Administration Fees	234.67			
	31/10/2022	30150	Administration Fees	(93.81)			
	28/02/2023	30150	Administration Fees	(86.81)			
	31/12/2022	30150	Administration Fees	228.12			
	31/12/2022	30150	Administration Fees	(94.98)			
	30/11/2022	30150	Administration Fees	(91.64)			
	30/04/2023	30150	Administration Fees	(93.38)			
	30/06/2023	30150	Administration Fees	229.65			
	31/05/2023	30150	Administration Fees	(96.11)			
	30/09/2022	30150	Administration Fees	(90.97)			
	31/01/2023	30150	Administration Fees	(95.21)			
	31/03/2023	30150	Administration Fees	230.59			
	31/07/2022	30150	Administration Fees	(93.80)			
	03/11/2022	30150	Administration Fees	176.00			
	31/03/2023	30150	Administration Fees	(95.55)			
			Total	1,767.31	27.507 %	1,281.19	486.12
Total Segment Expenses						14,089.02	5,247.63

R&B McDougall Superannuation Fund

Pension Non Deductible Expense Report

For The Period 01 July 2022 - 30 June 2023

Date	Account Code	Account Description	Amount	Expense %	Deductible	Non Deductible
				Total Expenses *	14,089.02	5,247.63

* General expense percentage - 27.507 %

* Investment expense percentage - 40.995 %

R&B McDougall Superannuation Fund

Statement of Taxable Income

For the year ended 30 June 2023

	2023
	\$
Benefits accrued as a result of operations	181,749.22
Less	
Increase in MV of investments	143,781.34
Exempt current pension income	23,188.00
Realised Accounting Capital Gains	(1,617.28)
Accounting Trust Distributions	9,321.48
Non Taxable Contributions	235.00
	<u>174,908.54</u>
Add	
SMSF non deductible expenses	5,246.00
Pension Payments	16,950.00
Franking Credits	11,994.95
Foreign Credits	1,275.80
Taxable Trust Distributions	4,288.30
Distributed Foreign income	190.47
	<u>39,945.52</u>
SMSF Annual Return Rounding	0.80
	<u>46,787.00</u>
Taxable Income or Loss	<u>46,787.00</u>
Income Tax on Taxable Income or Loss	7,018.05
Less	
Franking Credits	11,994.95
Foreign Credits	752.72
	<u>(12,747.67)</u>
CURRENT TAX OR REFUND	<u>(5,729.62)</u>
Supervisory Levy	259.00
AMOUNT DUE OR REFUNDABLE	<u>(5,470.62)</u>

R&B McDougall Superannuation Fund

Tax Reconciliation Report

For the year ended 30 June 2023

Tax Return Label	Date	Account Code	Account Name	Amount \$
C - Income - Gross interest				
	05/07/2022	25000/PPCHB.AX	Peet Limited	159.66
	29/07/2022	25000/MCMA3154	Macquarie Cash Management 3154	8.39
	31/07/2022	25000/NetwealthWrap060270	Netwealth Cash Account 060270	15.72
	31/08/2022	25000/NetwealthWrap060270	Netwealth Cash Account 060270	9.98
	31/08/2022	25000/MCMA3154	Macquarie Cash Management 3154	17.24
	30/09/2022	25000/NetwealthWrap060270	Netwealth Cash Account 060270	14.11
	30/09/2022	25000/MCMA3154	Macquarie Cash Management 3154	21.42
	05/10/2022	25000/PPCHB.AX	Peet Limited	215.09
	31/10/2022	25000/NetwealthWrap060270	Netwealth Cash Account 060270	45.41
	31/10/2022	25000/MCMA3154	Macquarie Cash Management 3154	26.98
	30/11/2022	25000/NetwealthWrap060270	Netwealth Cash Account 060270	54.15
	30/11/2022	25000/MCMA3154	Macquarie Cash Management 3154	28.61
	30/12/2022	25000/MCMA3154	Macquarie Cash Management 3154	30.78
	31/12/2022	25000/NetwealthWrap060270	Netwealth Cash Account 060270	65.39
	31/01/2023	25000/NetwealthWrap060270	Netwealth Cash Account 060270	73.45
	31/01/2023	25000/MCMA3154	Macquarie Cash Management 3154	32.49
	28/02/2023	25000/MCMA3154	Macquarie Cash Management 3154	26.81
	28/02/2023	25000/NetwealthWrap060270	Netwealth Cash Account 060270	71.25
	31/03/2023	25000/NetwealthWrap060270	Netwealth Cash Account 060270	69.50
	31/03/2023	25000/MCMA3154	Macquarie Cash Management 3154	28.63
	28/04/2023	25000/MCMA3154	Macquarie Cash Management 3154	33.68
	30/04/2023	25000/NetwealthWrap060270	Netwealth Cash Account 060270	33.48
	31/05/2023	25000/NetwealthWrap060270	Netwealth Cash Account 060270	38.60
	31/05/2023	25000/MCMA3154	Macquarie Cash Management 3154	46.60
	30/06/2023	25000/NetwealthWrap060270	Netwealth Cash Account 060270	42.11
	30/06/2023	25000/MCMA3154	Macquarie Cash Management 3154	70.57
Sub-Total				1,280.10
Ignore Cents				0.10
Total				1,280.00
D1 - Income - Gross foreign income				
	08/07/2022	23900/MRK.NYE	Merck & Co Inc	99.63
	14/07/2022	23900/TSM.NYE	Taiwan Semiconductor Manufacturing - ADR	51.31
	01/08/2022	23900/JPM.NYE	JPMorgan Chase & Co.	145.96
	09/08/2022	23900/MA.NYE	Mastercard Incorporated - Ordinary Shares - Class A	16.24
	09/08/2022	23900/MA.NYE	Mastercard Incorporated - Ordinary Shares - Class A	4.52
	10/08/2022	23900/AXP.NYE	American Express Co.	34.83
	10/08/2022	23900/AXP.NYE	American Express Co.	33.76

R&B McDougall Superannuation Fund

Tax Reconciliation Report

For the year ended 30 June 2023

Tax Return Label	Date	Account Code	Account Name	Amount \$
D1 - Income - Gross foreign income				
	11/08/2022	23900/AAPL.NDQ	Apple Inc.	23.56
	11/08/2022	23900/AAPL.NDQ	Apple Inc.	24.48
	06/09/2022	23900/PFE.NYE	Pfizer Inc.	126.50
	06/09/2022	23900/JNJ.NYE	Johnson & Johnson	90.60
	08/09/2022	23900/MSFT.NDQ	Microsoft Corporation	83.43
	15/09/2022	23900/HD.NYE	Home Depot, Inc.	90.63
	15/09/2022	23900/OGN.NYE	Organon & Co.	3.75
	22/09/2022	23900/RMD.AX	Resmed Inc	36.20
	28/09/2022	23900/AMC.AX	Amcorg Plc	187.96
	29/09/2022	23900/GILD.NDQ	Gilead Sciences Inc.	168.50
	07/10/2022	23900/MRK.NYE	Merck & Co Inc	107.27
	13/10/2022	23900/TSM.NYE	Taiwan Semiconductor Manufacturing - ADR	51.78
	31/10/2022	23900/JPM.NYE	JPMorgan Chase & Co.	158.51
	09/11/2022	23900/MA.NYE	Mastercard Incorporated - Ordinary Shares - Class A	22.24
	10/11/2022	23900/AXP.NYE	American Express Co.	73.02
	10/11/2022	23900/AAPL.NDQ	Apple Inc.	50.86
	05/12/2022	23900/PFE.NYE	Pfizer Inc.	127.24
	06/12/2022	23900/JNJ.NYE	Johnson & Johnson	90.78
	08/12/2022	23900/MSFT.NDQ	Microsoft Corporation	92.37
	13/12/2022	23900/AMC.AX	Amcorg Plc	211.71
	15/12/2022	23900/RMD.AX	Resmed Inc	37.82
	15/12/2022	23900/OGN.NYE	Organon & Co.	3.77
	15/12/2022	23900/HD.NYE	Home Depot, Inc.	90.46
	29/12/2022	23900/GILD.NDQ	Gilead Sciences Inc.	161.55
	09/01/2023	23900/MRK.NYE	Merck & Co Inc	104.58
	12/01/2023	23900/TSM.NYE	Taiwan Semiconductor Manufacturing - ADR	48.11
	31/01/2023	23900/JPM.NYE	JPMorgan Chase & Co.	141.32
	09/02/2023	23900/MA.NYE	Mastercard Incorporated - Ordinary Shares - Class A	24.74
	10/02/2023	23900/AXP.NYE	American Express Co.	70.22
	16/02/2023	23900/AAPL.NDQ	Apple Inc.	49.35
	03/03/2023	23900/PFE.NYE	Pfizer Inc.	129.04
	07/03/2023	23900/JNJ.NYE	Johnson & Johnson	92.55
	09/03/2023	23900/MSFT.NDQ	Microsoft Corporation	93.78
	16/03/2023	23900/RMD.AX	Resmed Inc	36.09
	16/03/2023	23900/OGN.NYE	Organon & Co.	3.79
	21/03/2023	23900/AMC.AX	Amcorg Plc	188.40
	23/03/2023	23900/HD.NYE	Home Depot, Inc.	100.53
	30/03/2023	23900/GILD.NDQ	Gilead Sciences Inc.	167.73
	10/04/2023	23900/MRK.NYE	Merck & Co Inc	108.90
	13/04/2023	23900/TSM.NYE	Taiwan Semiconductor Manufacturing - ADR	49.90
	01/05/2023	23900/JPM.NYE	JPMorgan Chase & Co.	151.35

R&B McDougall Superannuation Fund

Tax Reconciliation Report

For the year ended 30 June 2023

Tax Return Label	Date	Account Code	Account Name	Amount \$
D1 - Income - Gross foreign income				
	09/05/2023	23900/MA.NYE	Mastercard Incorporated - Ordinary Shares - Class A	25.22
	10/05/2023	23900/AXP.NYE	American Express Co.	84.21
	18/05/2023	23900/AAPL.NDQ	Apple Inc.	53.47
	06/06/2023	23900/JNJ.NYE	Johnson & Johnson	96.33
	08/06/2023	23900/MSFT.NDQ	Microsoft Corporation	92.72
	09/06/2023	23900/PFE.NYE	Pfizer Inc.	129.04
	15/06/2023	23900/RMD.AX	Resmed Inc	37.36
	15/06/2023	23900/HD.NYE	Home Depot, Inc.	97.51
	15/06/2023	23900/OGN.NYE	Organon & Co.	3.66
	20/06/2023	23900/AMC.AX	Amcor Plc	200.70
	29/06/2023	23900/GILD.NDQ	Gilead Sciences Inc.	170.09
	10/01/2023	23800/HOW3590AU	Lennox Australian Small Comp Fd	14.00
	29/06/2023	23800/HOW3590AU	Lennox Australian Small Comp Fd	42.49
	30/06/2023	23800/HOW3590AU	Lennox Australian Small Comp Fd	15.82
	30/06/2023	23800/VAP.AX1	Vanguard Australian Property Securities Index Etf	55.24
	30/06/2023	23800/SUBD.AX	Vaneck Australian Subordinated Debt Etf	22.67
	30/06/2023	23800/PLUS.AX1	Vaneck Australian Corporate Bond PLUS Etf	55.18
Sub-Total				5,257.33
Ignore Cents				0.33
Total				5,257.00
D - Income - Net foreign income				
	08/07/2022	23900/MRK.NYE	Merck & Co Inc	99.63
	14/07/2022	23900/TSM.NYE	Taiwan Semiconductor Manufacturing - ADR	51.31
	01/08/2022	23900/JPM.NYE	JPMorgan Chase & Co.	145.96
	09/08/2022	23900/MA.NYE	Mastercard Incorporated - Ordinary Shares - Class A	16.24
	09/08/2022	23900/MA.NYE	Mastercard Incorporated - Ordinary Shares - Class A	4.52
	10/08/2022	23900/AXP.NYE	American Express Co.	34.83
	10/08/2022	23900/AXP.NYE	American Express Co.	33.76
	11/08/2022	23900/AAPL.NDQ	Apple Inc.	23.56
	11/08/2022	23900/AAPL.NDQ	Apple Inc.	24.48
	06/09/2022	23900/PFE.NYE	Pfizer Inc.	126.50
	06/09/2022	23900/JNJ.NYE	Johnson & Johnson	90.60
	08/09/2022	23900/MSFT.NDQ	Microsoft Corporation	83.43
	15/09/2022	23900/HD.NYE	Home Depot, Inc.	90.63
	15/09/2022	23900/OGN.NYE	Organon & Co.	3.75
	22/09/2022	23900/RMD.AX	Resmed Inc	36.20
	28/09/2022	23900/AMC.AX	Amcor Plc	187.96
	29/09/2022	23900/GILD.NDQ	Gilead Sciences Inc.	168.50
	07/10/2022	23900/MRK.NYE	Merck & Co Inc	107.27
	13/10/2022	23900/TSM.NYE	Taiwan Semiconductor	51.78

R&B McDougall Superannuation Fund

Tax Reconciliation Report

For the year ended 30 June 2023

Tax Return Label	Date	Account Code	Account Name	Amount \$
D - Income - Net foreign income				
			Manufacturing - ADR	
	31/10/2022	23900/JPM.NYE	JPMorgan Chase & Co.	158.51
	09/11/2022	23900/MA.NYE	Mastercard Incorporated - Ordinary Shares - Class A	22.24
	10/11/2022	23900/AXP.NYE	American Express Co.	73.02
	10/11/2022	23900/AAPL.NDQ	Apple Inc.	50.86
	05/12/2022	23900/PFE.NYE	Pfizer Inc.	127.24
	06/12/2022	23900/JNJ.NYE	Johnson & Johnson	90.78
	08/12/2022	23900/MSFT.NDQ	Microsoft Corporation	92.37
	13/12/2022	23900/AMC.AX	Amcors Plc	211.71
	15/12/2022	23900/RMD.AX	Resmed Inc	37.82
	15/12/2022	23900/OGN.NYE	Organon & Co.	3.77
	15/12/2022	23900/HD.NYE	Home Depot, Inc.	90.46
	29/12/2022	23900/GILD.NDQ	Gilead Sciences Inc.	161.55
	09/01/2023	23900/MRK.NYE	Merck & Co Inc	104.58
	12/01/2023	23900/TSM.NYE	Taiwan Semiconductor Manufacturing - ADR	48.11
	31/01/2023	23900/JPM.NYE	JPMorgan Chase & Co.	141.32
	09/02/2023	23900/MA.NYE	Mastercard Incorporated - Ordinary Shares - Class A	24.74
	10/02/2023	23900/AXP.NYE	American Express Co.	70.22
	16/02/2023	23900/AAPL.NDQ	Apple Inc.	49.35
	03/03/2023	23900/PFE.NYE	Pfizer Inc.	129.04
	07/03/2023	23900/JNJ.NYE	Johnson & Johnson	92.55
	09/03/2023	23900/MSFT.NDQ	Microsoft Corporation	93.78
	16/03/2023	23900/RMD.AX	Resmed Inc	36.09
	16/03/2023	23900/OGN.NYE	Organon & Co.	3.79
	21/03/2023	23900/AMC.AX	Amcors Plc	188.40
	23/03/2023	23900/HD.NYE	Home Depot, Inc.	100.53
	30/03/2023	23900/GILD.NDQ	Gilead Sciences Inc.	167.73
	10/04/2023	23900/MRK.NYE	Merck & Co Inc	108.90
	13/04/2023	23900/TSM.NYE	Taiwan Semiconductor Manufacturing - ADR	49.90
	01/05/2023	23900/JPM.NYE	JPMorgan Chase & Co.	151.35
	09/05/2023	23900/MA.NYE	Mastercard Incorporated - Ordinary Shares - Class A	25.22
	10/05/2023	23900/AXP.NYE	American Express Co.	84.21
	18/05/2023	23900/AAPL.NDQ	Apple Inc.	53.47
	06/06/2023	23900/JNJ.NYE	Johnson & Johnson	96.33
	08/06/2023	23900/MSFT.NDQ	Microsoft Corporation	92.72
	09/06/2023	23900/PFE.NYE	Pfizer Inc.	129.04
	15/06/2023	23900/RMD.AX	Resmed Inc	37.36
	15/06/2023	23900/HD.NYE	Home Depot, Inc.	97.51
	15/06/2023	23900/OGN.NYE	Organon & Co.	3.66
	20/06/2023	23900/AMC.AX	Amcors Plc	200.70
	29/06/2023	23900/GILD.NDQ	Gilead Sciences Inc.	170.09

R&B McDougall Superannuation Fund

Tax Reconciliation Report

For the year ended 30 June 2023

Tax Return Label	Date	Account Code	Account Name	Amount \$
D - Income - Net foreign income				
	10/01/2023	23800/HOW3590AU	Lennox Australian Small Comp Fd	14.00
	29/06/2023	23800/HOW3590AU	Lennox Australian Small Comp Fd	42.49
	30/06/2023	23800/HOW3590AU	Lennox Australian Small Comp Fd	15.82
	30/06/2023	23800/VAP.AX1	Vanguard Australian Property Securities Index Etf	55.24
	30/06/2023	23800/SUBD.AX	Vaneck Australian Subordinated Debt Etf	22.67
	30/06/2023	23800/PLUS.AX1	Vaneck Australian Corporate Bond PLUS Etf	55.18
Sub-Total				5,257.33
Ignore Cents				0.33
Total				5,257.00
J - Unfranked dividend amount				
	04/07/2022	23900/MQG.AX	Macquarie Group Limited	630.00
	06/09/2022	23900/MFG.AX	Magellan Financial Group Limited	29.21
	07/09/2022	23900/MBLPD.AX	Macquarie Bank Limited	160.16
	12/09/2022	23900/MQGPD.AX	Macquarie Group Limited	206.67
	12/09/2022	23900/MQGPF.AX	Macquarie Group Limited	96.86
	15/09/2022	23900/IAGPD.AX	Insurance Australia Group Limited	108.06
	21/09/2022	23900/MBLPC.AX	Macquarie Bank Limited (Netwealth Portfolio)	227.02
	30/09/2022	23900/ORG.AX	Origin Energy Limited	110.26
	05/10/2022	23900/CSL.AX	CSL Limited	197.81
	13/10/2022	23900/BXB.AX	Brambles Limited	144.53
	17/10/2022	23900/COH.AX	Cochlear Limited	58.29
	07/12/2022	23900/MBLPD.AX	Macquarie Bank Limited	210.15
	12/12/2022	23900/MQGPD.AX	Macquarie Group Limited	241.34
	12/12/2022	23900/MQGPF.AX	Macquarie Group Limited	162.75
	13/12/2022	23900/MQG.AX	Macquarie Group Limited	540.00
	15/12/2022	23900/IAGPD.AX	Insurance Australia Group Limited	124.37
	21/12/2022	23900/MBLPC.AX	Macquarie Bank Limited (Netwealth Portfolio)	258.47
	22/12/2022	23900/IAGPD.AX	Insurance Australia Group Limited	10.10
	07/03/2023	23900/MBLPD.AX	Macquarie Bank Limited	228.02
	08/03/2023	23900/MFG.AX	Magellan Financial Group Limited	14.92
	10/03/2023	23900/MQGPD.AX	Macquarie Group Limited	249.43
	13/03/2023	23900/MQGPF.AX	Macquarie Group Limited	174.74
	15/03/2023	23900/IAGPE.AX	Insurance Australia Group Limited	274.46
	21/03/2023	23900/MBLPC.AX	Macquarie Bank Limited (Netwealth Portfolio)	266.80
	05/04/2023	23900/CSL.AX	CSL Limited	202.68
	13/04/2023	23900/BXB.AX	Brambles Limited	148.05
	14/04/2023	23900/COH.AX	Cochlear Limited	67.50
	07/06/2023	23900/MBLPD.AX	Macquarie Bank Limited	253.00
	13/06/2023	23900/MQGPD.AX	Macquarie Group Limited	287.66
	13/06/2023	23900/MQGPF.AX	Macquarie Group Limited	189.64

R&B McDougall Superannuation Fund

Tax Reconciliation Report

For the year ended 30 June 2023

Tax Return Label	Date	Account Code	Account Name	Amount \$
J - Unfranked dividend amount				
	15/06/2023	23900/IAGPE.AX	Insurance Australia Group Limited	324.53
	21/06/2023	23900/MBLPC.AX	Macquarie Bank Limited (Netwealth Portfolio)	288.64
Sub-Total				6,486.12
Ignore Cents				0.12
Total				6,486.00
K - Franked dividend amount				
	01/07/2022	23900/ANZ.AX	ANZ Group Holdings Limited	540.72
	04/07/2022	23900/MQG.AX	Macquarie Group Limited	420.00
	06/09/2022	23900/MFG.AX	Magellan Financial Group Limited	116.86
	07/09/2022	23900/MBLPD.AX	Macquarie Bank Limited	106.78
	12/09/2022	23900/MQGPD.AX	Macquarie Group Limited	137.78
	12/09/2022	23900/MQGPF.AX	Macquarie Group Limited	64.58
	15/09/2022	23900/CBAPD.AX1	Commonwealth Bank Of Australia.	235.29
	15/09/2022	23900/CBAPK.AX	Commonwealth Bank Of Australia.	227.19
	15/09/2022	23900/IAGPD.AX	Insurance Australia Group Limited	252.10
	19/09/2022	23900/SUNPI.AX	Suncorp Group Limited	635.32
	19/09/2022	23900/NABPF.AX	National Australia Bank Limited	283.31
	19/09/2022	23900/WBCPI.AX	Westpac Banking Corporation (Netwealth Portfolio)	270.57
	20/09/2022	23900/ANZPI.AX	Australia And New Zealand Banking Group Limited	215.03
	21/09/2022	23900/MBLPC.AX	Macquarie Bank Limited (Netwealth Portfolio)	151.35
	22/09/2022	23900/BHP.AX	BHP Group Limited	1,515.79
	23/09/2022	23900/WBCPL.AX	Westpac Banking Corporation	137.88
	27/09/2022	23900/WOW.AX	Woolworths Group Limited	223.13
	28/09/2022	23900/COL.AX	Coles Group Limited.	271.20
	29/09/2022	23900/CBA.AX	Commonwealth Bank of Australia	394.80
	29/09/2022	23900/NCM.AX	Newcrest Mining Limited	171.18
	30/09/2022	23900/ORG.AX	Origin Energy Limited	330.79
	05/10/2022	23900/CSL.AX	CSL Limited	21.98
	06/10/2022	23900/WES.AX	Wesfarmers Limited	195.00
	06/10/2022	23900/WDS.AX	Woodside Energy Group Ltd	1,468.37
	13/10/2022	23900/BXB.AX	Brambles Limited	77.82
	17/10/2022	23900/COH.AX	Cochlear Limited	38.86
	20/10/2022	23900/RHCPA.AX	Ramsay Health Care Limited	583.70
	15/11/2022	23900/CBAPD.AX1	Commonwealth Bank Of Australia.	192.31
	07/12/2022	23900/MBLPD.AX	Macquarie Bank Limited	140.10
	12/12/2022	23900/MQGPD.AX	Macquarie Group Limited	160.89
	12/12/2022	23900/MQGPF.AX	Macquarie Group Limited	108.50
	13/12/2022	23900/MQG.AX	Macquarie Group Limited	360.00
	15/12/2022	23900/ANZ.AX	ANZ Group Holdings Limited	592.74
	15/12/2022	23900/IAGPD.AX	Insurance Australia Group Limited	290.19
	15/12/2022	23900/CBAPK.AX	Commonwealth Bank Of Australia.	277.58

R&B McDougall Superannuation Fund

Tax Reconciliation Report

For the year ended 30 June 2023

Tax Return Label	Date	Account Code	Account Name	Amount \$
K - Franked dividend amount				
	19/12/2022	23900/SUNPI.AX	Suncorp Group Limited	751.43
	19/12/2022	23900/NABPF.AX	National Australia Bank Limited	323.54
	19/12/2022	23900/WBCPI.AX	Westpac Banking Corporation (Netwealth Portfolio)	316.20
	20/12/2022	23900/WBC.AX	Westpac Banking Corporation	470.40
	20/12/2022	23900/ANZPI.AX	Australia And New Zealand Banking Group Limited	258.30
	21/12/2022	23900/MBLPC.AX	Macquarie Bank Limited (Netwealth Portfolio)	172.32
	22/12/2022	23900/WBCPL.AX	Westpac Banking Corporation	220.08
	22/12/2022	23900/IAGPD.AX	Insurance Australia Group Limited	23.55
	07/03/2023	23900/MBLPD.AX	Macquarie Bank Limited	152.02
	08/03/2023	23900/MFG.AX	Magellan Financial Group Limited	84.51
	10/03/2023	23900/MQGPD.AX	Macquarie Group Limited	166.29
	13/03/2023	23900/MQGPF.AX	Macquarie Group Limited	116.50
	15/03/2023	23900/CBAPK.AX	Commonwealth Bank Of Australia.	295.15
	15/03/2023	23900/CBAPL.AX	Commonwealth Bank Of Australia.	401.79
	15/03/2023	23900/IAGPE.AX	Insurance Australia Group Limited	117.63
	17/03/2023	23900/SUNPI.AX	Suncorp Group Limited	772.28
	17/03/2023	23900/NABPF.AX	National Australia Bank Limited	329.37
	20/03/2023	23900/WBCPI.AX	Westpac Banking Corporation (Netwealth Portfolio)	329.96
	20/03/2023	23900/AN3PI	AN3PI	269.99
	21/03/2023	23900/MBLPC.AX	Macquarie Bank Limited (Netwealth Portfolio)	177.87
	22/03/2023	23900/WBCPL.AX	Westpac Banking Corporation	228.58
	24/03/2023	23900/ORG.AX	Origin Energy Limited	441.05
	28/03/2023	23900/WES.AX	Wesfarmers Limited	171.60
	30/03/2023	23900/BHP.AX	BHP Group Limited	810.00
	30/03/2023	23900/CBA.AX	Commonwealth Bank of Australia	394.80
	30/03/2023	23900/COL.AX	Coles Group Limited.	325.44
	30/03/2023	23900/NCM.AX	Newcrest Mining Limited	306.14
	05/04/2023	23900/WDS.AX	Woodside Energy Group Ltd	1,977.74
	13/04/2023	23900/WOW.AX	Woolworths Group Limited	193.66
	13/04/2023	23900/BXB.AX	Brambles Limited	79.72
	14/04/2023	23900/COH.AX	Cochlear Limited	36.35
	20/04/2023	23900/RHCPA.AX	Ramsay Health Care Limited	833.17
	07/06/2023	23900/MBLPD.AX	Macquarie Bank Limited	168.68
	13/06/2023	23900/MQGPD.AX	Macquarie Group Limited	191.78
	13/06/2023	23900/MQGPF.AX	Macquarie Group Limited	126.43
	15/06/2023	23900/CBAPK.AX	Commonwealth Bank Of Australia.	326.78
	15/06/2023	23900/CBAPL.AX	Commonwealth Bank Of Australia.	339.90
	15/06/2023	23900/IAGPE.AX	Insurance Australia Group Limited	139.09
	19/06/2023	23900/SUNPI.AX	Suncorp Group Limited	890.40
	19/06/2023	23900/NABPF.AX	National Australia Bank Limited	375.47
	19/06/2023	23900/WBCPI.AX	Westpac Banking Corporation (Netwealth Portfolio)	361.10

R&B McDougall Superannuation Fund

Tax Reconciliation Report

For the year ended 30 June 2023

Tax Return Label	Date	Account Code	Account Name	Amount \$
K - Franked dividend amount				
	20/06/2023	23900/AN3PK.AX1	Australia And New Zealand Banking Group Limited. (Netwealth Portf...	326.58
	20/06/2023	23900/AN3PI	AN3PI	297.39
	21/06/2023	23900/MBLPC.AX	Macquarie Bank Limited (Netwealth Portfolio)	192.43
	22/06/2023	23900/WBCPL.AX	Westpac Banking Corporation	250.40
	27/06/2023	23900/WBC.AX	Westpac Banking Corporation	514.50
Sub-Total				27,258.05
Ignore Cents				0.05
Total				27,258.00
L - Income - Dividend franking credit				
	01/07/2022	23900/ANZ.AX	ANZ Group Holdings Limited	231.73
	04/07/2022	23900/MQG.AX	Macquarie Group Limited	180.00
	06/09/2022	23900/MFG.AX	Magellan Financial Group Limited	50.08
	07/09/2022	23900/MBLPD.AX	Macquarie Bank Limited	45.76
	12/09/2022	23900/MQGPD.AX	Macquarie Group Limited	59.05
	12/09/2022	23900/MQGPF.AX	Macquarie Group Limited	27.68
	15/09/2022	23900/CBAPD.AX1	Commonwealth Bank Of Australia.	100.84
	15/09/2022	23900/CBAPK.AX	Commonwealth Bank Of Australia.	97.37
	15/09/2022	23900/IAGPD.AX	Insurance Australia Group Limited	108.04
	19/09/2022	23900/SUNPI.AX	Suncorp Group Limited	272.28
	19/09/2022	23900/NABPF.AX	National Australia Bank Limited	121.41
	19/09/2022	23900/WBCPI.AX	Westpac Banking Corporation (Netwealth Portfolio)	115.96
	20/09/2022	23900/ANZPI.AX	Australia And New Zealand Banking Group Limited	92.15
	21/09/2022	23900/MBLPC.AX	Macquarie Bank Limited (Netwealth Portfolio)	64.86
	22/09/2022	23900/BHP.AX	BHP Group Limited	649.63
	23/09/2022	23900/WBCPL.AX	Westpac Banking Corporation	59.09
	27/09/2022	23900/WOW.AX	Woolworths Group Limited	95.63
	28/09/2022	23900/COL.AX	Coles Group Limited.	116.23
	29/09/2022	23900/CBA.AX	Commonwealth Bank of Australia	169.20
	29/09/2022	23900/NCM.AX	Newcrest Mining Limited	73.36
	30/09/2022	23900/ORG.AX	Origin Energy Limited	141.76
	05/10/2022	23900/CSL.AX	CSL Limited	9.42
	06/10/2022	23900/WES.AX	Wesfarmers Limited	83.57
	06/10/2022	23900/WDS.AX	Woodside Energy Group Ltd	629.31
	13/10/2022	23900/BXB.AX	Brambles Limited	33.35
	17/10/2022	23900/COH.AX	Cochlear Limited	16.66
	20/10/2022	23900/RHCPA.AX	Ramsay Health Care Limited	250.16
	15/11/2022	23900/CBAPD.AX1	Commonwealth Bank Of Australia.	82.41
	07/12/2022	23900/MBLPD.AX	Macquarie Bank Limited	60.04
	12/12/2022	23900/MQGPD.AX	Macquarie Group Limited	68.96
	12/12/2022	23900/MQGPF.AX	Macquarie Group Limited	46.50
	13/12/2022	23900/MQG.AX	Macquarie Group Limited	154.29

R&B McDougall Superannuation Fund

Tax Reconciliation Report

For the year ended 30 June 2023

Tax Return Label	Date	Account Code	Account Name	Amount \$
L - Income - Dividend franking credit				
	15/12/2022	23900/ANZ.AX	ANZ Group Holdings Limited	254.03
	15/12/2022	23900/IAGPD.AX	Insurance Australia Group Limited	124.37
	15/12/2022	23900/CBAPK.AX	Commonwealth Bank Of Australia.	118.96
	19/12/2022	23900/SUNPI.AX	Suncorp Group Limited	322.04
	19/12/2022	23900/NABPF.AX	National Australia Bank Limited	138.66
	19/12/2022	23900/WBCPI.AX	Westpac Banking Corporation (Netwealth Portfolio)	135.52
	20/12/2022	23900/WBC.AX	Westpac Banking Corporation	201.60
	20/12/2022	23900/ANZPI.AX	Australia And New Zealand Banking Group Limited	110.70
	21/12/2022	23900/MBLPC.AX	Macquarie Bank Limited (Netwealth Portfolio)	73.85
	22/12/2022	23900/WBCPL.AX	Westpac Banking Corporation	94.32
	22/12/2022	23900/IAGPD.AX	Insurance Australia Group Limited	10.09
	07/03/2023	23900/MBLPD.AX	Macquarie Bank Limited	65.15
	08/03/2023	23900/MFG.AX	Magellan Financial Group Limited	36.22
	10/03/2023	23900/MQGPD.AX	Macquarie Group Limited	71.27
	13/03/2023	23900/MQGPF.AX	Macquarie Group Limited	49.93
	15/03/2023	23900/CBAPK.AX	Commonwealth Bank Of Australia.	126.50
	15/03/2023	23900/CBAPL.AX	Commonwealth Bank Of Australia.	172.20
	15/03/2023	23900/IAGPE.AX	Insurance Australia Group Limited	50.41
	17/03/2023	23900/SUNPI.AX	Suncorp Group Limited	330.98
	17/03/2023	23900/NABPF.AX	National Australia Bank Limited	141.16
	20/03/2023	23900/WBCPI.AX	Westpac Banking Corporation (Netwealth Portfolio)	141.42
	20/03/2023	23900/AN3PI	AN3PI	115.71
	21/03/2023	23900/MBLPC.AX	Macquarie Bank Limited (Netwealth Portfolio)	76.23
	22/03/2023	23900/WBCPL.AX	Westpac Banking Corporation	97.96
	24/03/2023	23900/ORG.AX	Origin Energy Limited	189.02
	28/03/2023	23900/WES.AX	Wesfarmers Limited	73.54
	30/03/2023	23900/BHP.AX	BHP Group Limited	347.14
	30/03/2023	23900/CBA.AX	Commonwealth Bank of Australia	169.20
	30/03/2023	23900/COL.AX	Coles Group Limited.	139.47
	30/03/2023	23900/NCM.AX	Newcrest Mining Limited	131.21
	05/04/2023	23900/WDS.AX	Woodside Energy Group Ltd	847.60
	13/04/2023	23900/WOW.AX	Woolworths Group Limited	83.00
	13/04/2023	23900/BXB.AX	Brambles Limited	34.17
	14/04/2023	23900/COH.AX	Cochlear Limited	15.58
	20/04/2023	23900/RHCPA.AX	Ramsay Health Care Limited	357.07
	07/06/2023	23900/MBLPD.AX	Macquarie Bank Limited	72.28
	13/06/2023	23900/MQGPD.AX	Macquarie Group Limited	82.18
	13/06/2023	23900/MQGPF.AX	Macquarie Group Limited	54.18
	15/06/2023	23900/CBAPK.AX	Commonwealth Bank Of Australia.	140.04
	15/06/2023	23900/CBAPL.AX	Commonwealth Bank Of Australia.	145.67
	15/06/2023	23900/IAGPE.AX	Insurance Australia Group Limited	59.61

R&B McDougall Superannuation Fund

Tax Reconciliation Report

For the year ended 30 June 2023

Tax Return Label	Date	Account Code	Account Name	Amount \$
L - Income - Dividend franking credit				
	19/06/2023	23900/SUNPI.AX	Suncorp Group Limited	381.60
	19/06/2023	23900/NABPF.AX	National Australia Bank Limited	160.92
	19/06/2023	23900/WBCPI.AX	Westpac Banking Corporation (Netwealth Portfolio)	154.75
	20/06/2023	23900/AN3PK.AX1	Australia And New Zealand Banking Group Limited. (Netwealth Portf...	139.96
	20/06/2023	23900/AN3PI	AN3PI	127.45
	21/06/2023	23900/MBLPC.AX	Macquarie Bank Limited (Netwealth Portfolio)	82.47
	22/06/2023	23900/WBCPL.AX	Westpac Banking Corporation	107.32
	27/06/2023	23900/WBC.AX	Westpac Banking Corporation	220.50
Sub-Total				11,681.99
Ignore Cents				0.99
Total				11,681.00
M - Gross trust distributions				
	10/01/2023	23800/HOW3590AU	Lennox Australian Small Comp Fd	95.70
	29/06/2023	23800/HOW3590AU	Lennox Australian Small Comp Fd	290.43
	30/06/2023	23800/HOW3590AU	Lennox Australian Small Comp Fd	108.08
	30/06/2023	23800/VAP.AX1	Vanguard Australian Property Securities Index Etf	1,878.30
	30/06/2023	23800/SUBD.AX	Vaneck Australian Subordinated Debt Etf	1,378.28
	30/06/2023	23800/PLUS.AX1	Vaneck Australian Corporate Bond PLUS Etf	451.18
	30/06/2023	23800/TCL.AX4	Transurban Group	399.29
Sub-Total				4,601.26
Ignore Cents				0.26
Total				4,601.00
R2 - Assessable personal contributions				
	16/06/2023	24200/MCDOUGRHON01	(Contributions) McDougall, Rhondda - Accumulation (Accumulation)	20,000.00
	19/06/2023	24200/MCDOUGRHON01	(Contributions) McDougall, Rhondda - Accumulation (Accumulation)	7,500.00
Sub-Total				27,500.00
Ignore Cents				0.00
Total				27,500.00
R - Assessable contributions (R1 plus R2 plus R3 less R6)				
			Assessable personal contributions	27,500.00
Sub-Total				27,500.00
Ignore Cents				0.00
Total				27,500.00
W - GROSS INCOME (Sum of labels A to U)				
				84,063.00
Sub-Total				84,063.00
Ignore Cents				0.00
Total				84,063.00

R&B McDougall Superannuation Fund

Tax Reconciliation Report

For the year ended 30 June 2023

Tax Return Label	Date	Account Code	Account Name	Amount \$
Y - Income - Exempt current pension income				
				23,188.00
Sub-Total				23,188.00
Ignore Cents				0.00
Total				23,188.00
V - TOTAL ASSESSABLE INCOME (W less Y)				
				60,875.00
Sub-Total				60,875.00
Ignore Cents				0.00
Total				60,875.00
H1 - Expenses - SMSF auditor fee				
	30/06/2023	30700	Auditor's Remuneration	279.10
Sub-Total				279.10
Ignore Cents				0.10
Total				279.00
H2 - Expenses - SMSF auditor fee non deductible				
	30/06/2023	30700	Auditor's Remuneration	105.90
Sub-Total				105.90
Ignore Cents				0.90
Total				105.00
J1 - Expenses - Management and administration expenses				
	15/07/2022	30100	Accountancy Fees	170.13
	15/08/2022	30100	Accountancy Fees	170.13
	15/09/2022	30100	Accountancy Fees	170.13
	17/10/2022	30100	Accountancy Fees	170.13
	15/11/2022	30100	Accountancy Fees	170.13
	15/12/2022	30100	Accountancy Fees	170.13
	16/01/2023	30100	Accountancy Fees	170.13
	15/02/2023	30100	Accountancy Fees	170.13
	15/03/2023	30100	Accountancy Fees	170.13
	17/04/2023	30100	Accountancy Fees	170.13
	15/05/2023	30100	Accountancy Fees	170.13
	15/06/2023	30100	Accountancy Fees	170.13
	30/06/2023	30100	Accountancy Fees	(358.84)
	30/06/2023	30200	Actuarial Certificate	79.74
	03/11/2022	30800	ASIC Fees	42.77
	31/07/2022	30900	Advisor Fees	860.88
	31/08/2022	30900	Advisor Fees	885.81
	30/09/2022	30900	Advisor Fees	835.16
	31/10/2022	30900	Advisor Fees	858.73
	30/11/2022	30900	Advisor Fees	850.05
	31/12/2022	30900	Advisor Fees	881.85

R&B McDougall Superannuation Fund

Tax Reconciliation Report

For the year ended 30 June 2023

Tax Return Label	Date	Account Code	Account Name	Amount \$
J1 - Expenses - Management and administration expenses				
	31/01/2023	30900	Advisor Fees	885.08
	28/02/2023	30900	Advisor Fees	817.40
	31/03/2023	30900	Advisor Fees	893.97
	30/04/2023	30900	Advisor Fees	884.47
	31/05/2023	30900	Advisor Fees	917.98
	30/06/2023	30900	Advisor Fees	893.12
	13/04/2023	30400	ATO Supervisory Levy	259.00
Sub-Total				12,528.69
Ignore Cents				0.69
Total				12,528.00
J2 - Expenses - Management and administration expenses non deductible				
	15/07/2022	30100	Accountancy Fees	64.55
	15/08/2022	30100	Accountancy Fees	64.55
	15/09/2022	30100	Accountancy Fees	64.55
	17/10/2022	30100	Accountancy Fees	64.55
	15/11/2022	30100	Accountancy Fees	64.55
	15/12/2022	30100	Accountancy Fees	64.55
	16/01/2023	30100	Accountancy Fees	64.55
	15/02/2023	30100	Accountancy Fees	64.55
	15/03/2023	30100	Accountancy Fees	64.55
	17/04/2023	30100	Accountancy Fees	64.55
	15/05/2023	30100	Accountancy Fees	64.55
	15/06/2023	30100	Accountancy Fees	64.55
	30/06/2023	30100	Accountancy Fees	(136.16)
	30/06/2023	30200	Actuarial Certificate	30.26
	03/11/2022	30800	ASIC Fees	16.23
	31/07/2022	30900	Advisor Fees	326.66
	31/08/2022	30900	Advisor Fees	336.11
	30/09/2022	30900	Advisor Fees	316.89
	31/10/2022	30900	Advisor Fees	325.84
	30/11/2022	30900	Advisor Fees	322.54
	31/12/2022	30900	Advisor Fees	334.61
	31/01/2023	30900	Advisor Fees	335.84
	28/02/2023	30900	Advisor Fees	310.16
	31/03/2023	30900	Advisor Fees	339.21
	30/04/2023	30900	Advisor Fees	335.61
	31/05/2023	30900	Advisor Fees	348.32
	30/06/2023	30900	Advisor Fees	338.89
Sub-Total				4,655.65
Ignore Cents				0.65
Total				4,655.00
L1 - Expenses - Other amounts (Fully deductible)				

R&B McDougall Superannuation Fund

Tax Reconciliation Report

For the year ended 30 June 2023

Tax Return Label	Date	Account Code	Account Name	Amount \$
L1 - Expenses - Other amounts (Fully deductible)				
	31/07/2022	30150	Administration Fees	164.57
	31/07/2022	30150	Administration Fees	(68.00)
	31/08/2022	30150	Administration Fees	167.18
	31/08/2022	30150	Administration Fees	(68.89)
	30/09/2022	30150	Administration Fees	159.63
	30/09/2022	30150	Administration Fees	(65.95)
	31/10/2022	30150	Administration Fees	164.73
	31/10/2022	30150	Administration Fees	(68.01)
	03/11/2022	30150	Administration Fees	127.59
	30/11/2022	30150	Administration Fees	160.33
	30/11/2022	30150	Administration Fees	(66.43)
	31/12/2022	30150	Administration Fees	165.37
	31/12/2022	30150	Administration Fees	(68.85)
	31/01/2023	30150	Administration Fees	164.93
	31/01/2023	30150	Administration Fees	(69.02)
	28/02/2023	30150	Administration Fees	151.37
	28/02/2023	30150	Administration Fees	(62.93)
	31/03/2023	30150	Administration Fees	167.16
	31/03/2023	30150	Administration Fees	(69.27)
	30/04/2023	30150	Administration Fees	163.81
	30/04/2023	30150	Administration Fees	(67.69)
	31/05/2023	30150	Administration Fees	170.12
	31/05/2023	30150	Administration Fees	(69.67)
	30/06/2023	30150	Administration Fees	166.48
	30/06/2023	30150	Administration Fees	(67.37)
Sub-Total				1,281.18
Ignore Cents				0.18
Total				1,281.00
L2 - Expenses - Other amounts (Non-deductible)				
	31/07/2022	30150	Administration Fees	62.44
	31/07/2022	30150	Administration Fees	(25.80)
	31/08/2022	30150	Administration Fees	63.43
	31/08/2022	30150	Administration Fees	(26.14)
	30/09/2022	30150	Administration Fees	60.57
	30/09/2022	30150	Administration Fees	(25.02)
	31/10/2022	30150	Administration Fees	62.50
	31/10/2022	30150	Administration Fees	(25.80)
	03/11/2022	30150	Administration Fees	48.41
	30/11/2022	30150	Administration Fees	60.84
	30/11/2022	30150	Administration Fees	(25.21)
	31/12/2022	30150	Administration Fees	62.75
	31/12/2022	30150	Administration Fees	(26.13)
	31/01/2023	30150	Administration Fees	62.58

R&B McDougall Superannuation Fund

Tax Reconciliation Report

For the year ended 30 June 2023

Tax Return Label	Date	Account Code	Account Name	Amount \$
L2 - Expenses - Other amounts (Non-deductible)				
	31/01/2023	30150	Administration Fees	(26.19)
	28/02/2023	30150	Administration Fees	57.44
	28/02/2023	30150	Administration Fees	(23.88)
	31/03/2023	30150	Administration Fees	63.43
	31/03/2023	30150	Administration Fees	(26.28)
	30/04/2023	30150	Administration Fees	62.16
	30/04/2023	30150	Administration Fees	(25.69)
	31/05/2023	30150	Administration Fees	64.55
	31/05/2023	30150	Administration Fees	(26.44)
	30/06/2023	30150	Administration Fees	63.17
	30/06/2023	30150	Administration Fees	(25.57)
Sub-Total				486.13
Ignore Cents				0.13
Total				486.00
N - TOTAL DEDUCTIONS				
				14,088.00
Sub-Total				14,088.00
Ignore Cents				0.00
Total				14,088.00
Y - TOTAL NON DEDUCTIBLE EXPENSES				
				5,246.00
Sub-Total				5,246.00
Ignore Cents				0.00
Total				5,246.00
O - TAXABLE INCOME OR LOSS				
				46,787.00
Sub-Total				46,787.00
Ignore Cents				0.00
Total				46,787.00
Z - TOTAL SMSF EXPENSES				
				19,334.00
Sub-Total				19,334.00
Ignore Cents				0.00
Total				19,334.00
A - Taxable income				
				46,787.00
Sub-Total				46,787.00
Ignore Cents				0.00
Total				46,787.00
T1 - Tax on taxable income				

R&B McDougall Superannuation Fund

Tax Reconciliation Report

For the year ended 30 June 2023

Tax Return Label	Date	Account Code	Account Name	Amount \$
T1 - Tax on taxable income				
				7,018.05
Sub-Total				7,018.05
Ignore Cents				0.00
Total				7,018.05
B - Gross Tax				
				7,018.05
Sub-Total				7,018.05
Ignore Cents				0.00
Total				7,018.05
C1 - Foreign income tax offset				
	08/07/2022	23900/MRK.NYE	Merck & Co Inc	29.89
	14/07/2022	23900/TSM.NYE	Taiwan Semiconductor Manufacturing - ADR	10.78
	01/08/2022	23900/JPM.NYE	JPMorgan Chase & Co.	43.79
	09/08/2022	23900/MA.NYE	Mastercard Incorporated - Ordinary Shares - Class A	4.87
	09/08/2022	23900/MA.NYE	Mastercard Incorporated - Ordinary Shares - Class A	1.36
	10/08/2022	23900/AXP.NYE	American Express Co.	10.45
	10/08/2022	23900/AXP.NYE	American Express Co.	10.13
	11/08/2022	23900/AAPL.NDQ	Apple Inc.	7.07
	11/08/2022	23900/AAPL.NDQ	Apple Inc.	7.35
	06/09/2022	23900/PFE.NYE	Pfizer Inc.	37.95
	06/09/2022	23900/JNJ.NYE	Johnson & Johnson	27.18
	08/09/2022	23900/MSFT.NDQ	Microsoft Corporation	25.03
	15/09/2022	23900/HD.NYE	Home Depot, Inc.	27.19
	15/09/2022	23900/OGN.NYE	Organon & Co.	1.12
	22/09/2022	23900/RMD.AX	Resmed Inc	10.86
	29/09/2022	23900/GILD.NDQ	Gilead Sciences Inc.	50.55
	07/10/2022	23900/MRK.NYE	Merck & Co Inc	32.18
	13/10/2022	23900/TSM.NYE	Taiwan Semiconductor Manufacturing - ADR	10.87
	31/10/2022	23900/JPM.NYE	JPMorgan Chase & Co.	47.55
	09/11/2022	23900/MA.NYE	Mastercard Incorporated - Ordinary Shares - Class A	6.67
	10/11/2022	23900/AXP.NYE	American Express Co.	21.90
	10/11/2022	23900/AAPL.NDQ	Apple Inc.	15.26
	05/12/2022	23900/PFE.NYE	Pfizer Inc.	38.17
	06/12/2022	23900/JNJ.NYE	Johnson & Johnson	27.24
	08/12/2022	23900/MSFT.NDQ	Microsoft Corporation	27.71
	15/12/2022	23900/RMD.AX	Resmed Inc	11.34
	15/12/2022	23900/OGN.NYE	Organon & Co.	1.13
	15/12/2022	23900/HD.NYE	Home Depot, Inc.	27.14
	29/12/2022	23900/GILD.NDQ	Gilead Sciences Inc.	48.47
	09/01/2023	23900/MRK.NYE	Merck & Co Inc	31.38

R&B McDougall Superannuation Fund

Tax Reconciliation Report

For the year ended 30 June 2023

Tax Return Label	Date	Account Code	Account Name	Amount \$
C1 - Foreign income tax offset				
	12/01/2023	23900/TSM.NYE	Taiwan Semiconductor Manufacturing - ADR	10.10
	31/01/2023	23900/JPM.NYE	JPMorgan Chase & Co.	42.40
	09/02/2023	23900/MA.NYE	Mastercard Incorporated - Ordinary Shares - Class A	7.42
	10/02/2023	23900/AXP.NYE	American Express Co.	21.07
	16/02/2023	23900/AAPL.NDQ	Apple Inc.	14.80
	03/03/2023	23900/PFE.NYE	Pfizer Inc.	38.71
	07/03/2023	23900/JNJ.NYE	Johnson & Johnson	27.76
	09/03/2023	23900/MSFT.NDQ	Microsoft Corporation	28.14
	16/03/2023	23900/RMD.AX	Resmed Inc	10.83
	16/03/2023	23900/OGN.NYE	Organon & Co.	1.14
	23/03/2023	23900/HD.NYE	Home Depot, Inc.	30.16
	30/03/2023	23900/GILD.NDQ	Gilead Sciences Inc.	50.32
	10/04/2023	23900/MRK.NYE	Merck & Co Inc	32.67
	13/04/2023	23900/TSM.NYE	Taiwan Semiconductor Manufacturing - ADR	10.48
	01/05/2023	23900/JPM.NYE	JPMorgan Chase & Co.	45.40
	09/05/2023	23900/MA.NYE	Mastercard Incorporated - Ordinary Shares - Class A	7.57
	10/05/2023	23900/AXP.NYE	American Express Co.	25.26
	18/05/2023	23900/AAPL.NDQ	Apple Inc.	16.04
	06/06/2023	23900/JNJ.NYE	Johnson & Johnson	28.90
	08/06/2023	23900/MSFT.NDQ	Microsoft Corporation	27.82
	09/06/2023	23900/PFE.NYE	Pfizer Inc.	38.71
	15/06/2023	23900/RMD.AX	Resmed Inc	11.21
	15/06/2023	23900/HD.NYE	Home Depot, Inc.	29.25
	15/06/2023	23900/OGN.NYE	Organon & Co.	1.10
	29/06/2023	23900/GILD.NDQ	Gilead Sciences Inc.	51.03
	10/01/2023	23800/HOW3590AU	Lennox Australian Small Comp Fd	2.89
	29/06/2023	23800/HOW3590AU	Lennox Australian Small Comp Fd	8.77
	30/06/2023	23800/HOW3590AU	Lennox Australian Small Comp Fd Adjustment	(523.08)
Sub-Total				752.72
Ignore Cents				0.00
Total				752.72
C - Non-refundable non-carry forward tax offsets				
				752.72
Sub-Total				752.72
Ignore Cents				0.00
Total				752.72
T2 - SUBTOTAL				6,265.33

R&B McDougall Superannuation Fund

Tax Reconciliation Report

For the year ended 30 June 2023

Tax Return Label	Date	Account Code	Account Name	Amount \$
T2 - SUBTOTAL				
Sub-Total				6,265.33
Ignore Cents				0.00
Total				6,265.33
T3 - SUBTOTAL 2				
				6,265.33
Sub-Total				6,265.33
Ignore Cents				0.00
Total				6,265.33
E1 - Complying fund's franking credits tax offset				
	01/07/2022	23900/ANZ.AX	ANZ Group Holdings Limited	231.73
	04/07/2022	23900/MQG.AX	Macquarie Group Limited	180.00
	06/09/2022	23900/MFG.AX	Magellan Financial Group Limited	50.08
	07/09/2022	23900/MBLPD.AX	Macquarie Bank Limited	45.76
	12/09/2022	23900/MQGPD.AX	Macquarie Group Limited	59.05
	12/09/2022	23900/MQGPF.AX	Macquarie Group Limited	27.68
	15/09/2022	23900/CBAPD.AX1	Commonwealth Bank Of Australia.	100.84
	15/09/2022	23900/CBAPK.AX	Commonwealth Bank Of Australia.	97.37
	15/09/2022	23900/IAGPD.AX	Insurance Australia Group Limited	108.04
	19/09/2022	23900/SUNPI.AX	Suncorp Group Limited	272.28
	19/09/2022	23900/NABPF.AX	National Australia Bank Limited	121.41
	19/09/2022	23900/WBCPI.AX	Westpac Banking Corporation (Netwealth Portfolio)	115.96
	20/09/2022	23900/ANZPI.AX	Australia And New Zealand Banking Group Limited	92.15
	21/09/2022	23900/MBLPC.AX	Macquarie Bank Limited (Netwealth Portfolio)	64.86
	22/09/2022	23900/BHP.AX	BHP Group Limited	649.63
	23/09/2022	23900/WBCPL.AX	Westpac Banking Corporation	59.09
	27/09/2022	23900/WOW.AX	Woolworths Group Limited	95.63
	28/09/2022	23900/COL.AX	Coles Group Limited.	116.23
	29/09/2022	23900/CBA.AX	Commonwealth Bank of Australia	169.20
	29/09/2022	23900/NCM.AX	Newcrest Mining Limited	73.36
	30/09/2022	23900/ORG.AX	Origin Energy Limited	141.76
	05/10/2022	23900/CSL.AX	CSL Limited	9.42
	06/10/2022	23900/WES.AX	Wesfarmers Limited	83.57
	06/10/2022	23900/WDS.AX	Woodside Energy Group Ltd	629.31
	13/10/2022	23900/BXB.AX	Brambles Limited	33.35
	17/10/2022	23900/COH.AX	Cochlear Limited	16.66
	20/10/2022	23900/RHCPA.AX	Ramsay Health Care Limited	250.16
	15/11/2022	23900/CBAPD.AX1	Commonwealth Bank Of Australia.	82.41
	07/12/2022	23900/MBLPD.AX	Macquarie Bank Limited	60.04
	12/12/2022	23900/MQGPD.AX	Macquarie Group Limited	68.96
	12/12/2022	23900/MQGPF.AX	Macquarie Group Limited	46.50
	13/12/2022	23900/MQG.AX	Macquarie Group Limited	154.29

R&B McDougall Superannuation Fund

Tax Reconciliation Report

For the year ended 30 June 2023

Tax Return Label	Date	Account Code	Account Name	Amount \$
E1 - Complying fund's franking credits tax offset				
	15/12/2022	23900/ANZ.AX	ANZ Group Holdings Limited	254.03
	15/12/2022	23900/IAGPD.AX	Insurance Australia Group Limited	124.37
	15/12/2022	23900/CBAPK.AX	Commonwealth Bank Of Australia.	118.96
	19/12/2022	23900/SUNPI.AX	Suncorp Group Limited	322.04
	19/12/2022	23900/NABPF.AX	National Australia Bank Limited	138.66
	19/12/2022	23900/WBCPI.AX	Westpac Banking Corporation (Netwealth Portfolio)	135.52
	20/12/2022	23900/WBC.AX	Westpac Banking Corporation	201.60
	20/12/2022	23900/ANZPI.AX	Australia And New Zealand Banking Group Limited	110.70
	21/12/2022	23900/MBLPC.AX	Macquarie Bank Limited (Netwealth Portfolio)	73.85
	22/12/2022	23900/WBCPL.AX	Westpac Banking Corporation	94.32
	22/12/2022	23900/IAGPD.AX	Insurance Australia Group Limited	10.09
	07/03/2023	23900/MBLPD.AX	Macquarie Bank Limited	65.15
	08/03/2023	23900/MFG.AX	Magellan Financial Group Limited	36.22
	10/03/2023	23900/MQGPD.AX	Macquarie Group Limited	71.27
	13/03/2023	23900/MQGPF.AX	Macquarie Group Limited	49.93
	15/03/2023	23900/CBAPK.AX	Commonwealth Bank Of Australia.	126.50
	15/03/2023	23900/CBAPL.AX	Commonwealth Bank Of Australia.	172.20
	15/03/2023	23900/IAGPE.AX	Insurance Australia Group Limited	50.41
	17/03/2023	23900/SUNPI.AX	Suncorp Group Limited	330.98
	17/03/2023	23900/NABPF.AX	National Australia Bank Limited	141.16
	20/03/2023	23900/WBCPI.AX	Westpac Banking Corporation (Netwealth Portfolio)	141.42
	20/03/2023	23900/AN3PI	AN3PI	115.71
	21/03/2023	23900/MBLPC.AX	Macquarie Bank Limited (Netwealth Portfolio)	76.23
	22/03/2023	23900/WBCPL.AX	Westpac Banking Corporation	97.96
	24/03/2023	23900/ORG.AX	Origin Energy Limited	189.02
	28/03/2023	23900/WES.AX	Wesfarmers Limited	73.54
	30/03/2023	23900/BHP.AX	BHP Group Limited	347.14
	30/03/2023	23900/CBA.AX	Commonwealth Bank of Australia	169.20
	30/03/2023	23900/COL.AX	Coles Group Limited.	139.47
	30/03/2023	23900/NCM.AX	Newcrest Mining Limited	131.21
	05/04/2023	23900/WDS.AX	Woodside Energy Group Ltd	847.60
	13/04/2023	23900/WOW.AX	Woolworths Group Limited	83.00
	13/04/2023	23900/BXB.AX	Brambles Limited	34.17
	14/04/2023	23900/COH.AX	Cochlear Limited	15.58
	20/04/2023	23900/RHCPA.AX	Ramsay Health Care Limited	357.07
	07/06/2023	23900/MBLPD.AX	Macquarie Bank Limited	72.28
	13/06/2023	23900/MQGPD.AX	Macquarie Group Limited	82.18
	13/06/2023	23900/MQGPF.AX	Macquarie Group Limited	54.18
	15/06/2023	23900/CBAPK.AX	Commonwealth Bank Of Australia.	140.04
	15/06/2023	23900/CBAPL.AX	Commonwealth Bank Of Australia.	145.67
	15/06/2023	23900/IAGPE.AX	Insurance Australia Group Limited	59.61

R&B McDougall Superannuation Fund

Tax Reconciliation Report

For the year ended 30 June 2023

Tax Return Label	Date	Account Code	Account Name	Amount \$
E1 - Complying fund's franking credits tax offset				
	19/06/2023	23900/SUNPI.AX	Suncorp Group Limited	381.60
	19/06/2023	23900/NABPF.AX	National Australia Bank Limited	160.92
	19/06/2023	23900/WBCPI.AX	Westpac Banking Corporation (Netwealth Portfolio)	154.75
	20/06/2023	23900/AN3PK.AX1	Australia And New Zealand Banking Group Limited. (Netwealth Portf...	139.96
	20/06/2023	23900/AN3PI	AN3PI	127.45
	21/06/2023	23900/MBLPC.AX	Macquarie Bank Limited (Netwealth Portfolio)	82.47
	22/06/2023	23900/WBCPL.AX	Westpac Banking Corporation	107.32
	27/06/2023	23900/WBC.AX	Westpac Banking Corporation	220.50
	10/01/2023	23800/HOW3590AU	Lennox Australian Small Comp Fd	30.11
	29/06/2023	23800/HOW3590AU	Lennox Australian Small Comp Fd	91.37
	30/06/2023	23800/HOW3590AU	Lennox Australian Small Comp Fd	34.00
	30/06/2023	23800/VAP.AX1	Vanguard Australian Property Securities Index Etf	145.01
	30/06/2023	23800/TCL.AX4	Transurban Group	12.47
Sub-Total				11,994.95
Ignore Cents				0.00
Total				11,994.95
E - Refundable tax offsets				
				11,994.95
Sub-Total				11,994.95
Ignore Cents				0.00
Total				11,994.95
I - Remainder of refundable tax offsets				
				5,729.62
Sub-Total				5,729.62
Ignore Cents				0.00
Total				5,729.62
L - Supervisory levy				
				259.00
Sub-Total				259.00
Ignore Cents				0.00
Total				259.00
S - AMOUNT DUE OR REFUNDABLE				
				(5,470.62)
Sub-Total				(5,470.62)
Ignore Cents				0.00
Total				(5,470.62)

R&B McDougall Superannuation Fund

FundID N/A

**Actuarial Certificate for the purposes of
Section 295-390 of the Income Tax Assessment Act 1997
Year of Income : 2022/ 2023**

Definitions

In this Certificate:

'Act' means the Income Tax Assessment Act 1997

'Trustee' means R&B McDougall Super Pty Ltd.

Terms such as 'ordinary income', 'statutory income', 'current pension liabilities', 'segregated current pension assets' and 'superannuation liabilities' have the meanings ascribed to these terms in Subdivision 295-F of the Act.

Background

During the 2022/2023 financial year, certain members received superannuation income streams from the fund that entitle the fund to a tax exemption on some or all of its ordinary and statutory income (ie. investment income other than non-arm's length income). These superannuation income streams are referred to as "eligible pensions" in this certificate.

If the fund has any segregated current pension assets, ordinary and statutory income in relation to these assets is eligible for a tax exemption under Section 295-385 of the Act. This income is not subject to this certificate.

The proportion of the fund's ordinary and statutory income earned on the **remaining** fund assets that is exempt from tax is calculated as follows:

$$\frac{\text{average value of current pension liabilities during the period}}{\text{average value of all superannuation liabilities during the period}}$$

to the extent that these are not supported by segregated current pension assets or segregated non-current pension assets. The pension liabilities referred to here are liabilities relating to **eligible pensions** only.

In order to take advantage of this tax exemption, the Trustee must obtain an actuarial certificate which states that the liabilities referred to above plus future contributions and earnings (where applicable) will provide the amount required to meet the unsegregated liabilities of the fund in the future. Given the nature of the pensions provided by this fund this will always be the case.

My certification (below) relies on information provided by the Fund's accountant. The key data and confirmations I have relied upon are set out in the attached Appendix. Should any of this information prove to be incorrect, this certificate will immediately cease to be valid.

Heffron Consulting Pty Ltd ABN 88 084 734 261 AFSL 241 739

Certification

During the 2022/2023 year of income:


Average value of unsegregated current pension liabilities	\$670,036
Average value of all unsegregated superannuation liabilities	\$1,638,374
Ratio of ordinary and statutory income (ie. investment income) exempt from tax in 2022/2023 in accordance with Section 295-390	41%

If the fund held segregated current pension assets during the year, an additional tax exemption may be applicable to the ordinary and statutory income earned on these assets under Section 295-385 of the Act.

I certify that I am satisfied that the pension accounts supporting the fund's unsegregated current pension liabilities, together with future investment earnings, will discharge in full the fund's current pension liabilities as at 30 June 2023.

Given the nature of the fund's pension liabilities, it was not necessary to make any assumptions about future experience in order to make the statements in this certificate.

I believe the calculations in this Certificate are appropriate for the purposes of Section 295-390 of the Act. They have been carried out in accordance with all relevant professional standards issued by the Actuaries Institute.



Margaret Elizabeth Heffron BEc FIAA
Actuary

Date: 30 Jan 2024

APPENDIX – INFORMATION ON WHICH THIS CERTIFICATE IS BASED

Information to prepare this certificate has been provided by the fund’s accountants on behalf of the Trustee.

The table below shows the various member accounts throughout the year. Accounts relating to pensions which provide the tax exemption discussed in this certificate have been identified as “eligible pensions” below. Any eligible pensions supported by segregated current pension assets or other accounts supported by segregated non-current pension assets have been specifically identified.

Account Name	Account Type	1 July 2022	30 June 2023**
Rhondda McDougall	Accumulation	\$967,494	\$990,869
Rhondda McDougall	Eligible Pension	\$677,101	\$660,151
Total Account Balances **		\$1,644,595	\$1,651,020

* eligible pensions for which segregated assets are held

** these are estimates only, drawn from draft financial statements. They reflect an allocation of fund earnings but not income tax on these earnings.

The figures above are based on unaudited financial statements and may therefore change. This certificate must be reviewed if the changes would alter the relative values of the fund’s eligible pension accounts and its other accounts.

I have been advised by the fund’s accountants that:

- the fund is a regulated complying superannuation fund and is not a defined benefit fund. Instead, members’ benefits consist entirely of accumulation accounts and/ or pensions where the benefit is determined by the value of the relevant account (ie. transition to retirement income streams, account-based pensions, market linked pensions, allocated pensions);
- there are no unusual terms or guarantees that would cause the liability represented by any individual member account to exceed the value of that account;
- for any accounts identified as relating to eligible pensions above, all requirements in relation to superannuation income streams have been satisfied (including pension payment obligations) for the relevant period or the fund has been or will be granted relief from these requirements. Unless otherwise indicated we have not verified this and have instead relied on the statements provided to us.
- this certificate has been prepared on the basis that the assets of the fund are Disregarded Small Fund Assets in accordance with section 295-387 of the Act.

This advice from the fund’s accountants is critical to the accuracy of the certificate. Should it prove to be incorrect the certificate will cease to be valid.



Agent PEACOCKE ACCOUNTANTS PTY LTD
Client THE TRUSTEE FOR R&B MCDUGALL SUPERANNUATION FUND
ABN 70 215 942 791
TFN 532 785 940

Income tax 002

Date generated	24 January 2024
Overdue	\$0.00
Not yet due	\$0.00
Balance	\$0.00

Transactions

2 results found - from **24 January 2022** to **24 January 2024** sorted by **processed date** ordered **newest to oldest**

Processed date	Effective date	Description	Debit (DR)	Credit (CR)	Balance
6 Apr 2023	13 Apr 2023	EFT refund for Income Tax for the period from 01 Jul 21 to 30 Jun 22	\$9,111.87		\$0.00
6 Apr 2023	6 Apr 2023	Tax return Self Man Superfund - Income Tax for the period from 01 Jul 21 to 30 Jun 22		\$9,111.87	\$9,111.87 CR

89000 - Deferred Tax Liability/Asset

2023 Financial Year

Preparer Rhonda Wilkinson

Reviewer John Curley

Status Completed

Account Code	Description	CY Balance	LY Balance	Change
89000	Deferred Tax Liability/Asset	(\$9,757.99)	(\$911.08)	971.04%
TOTAL		CY Balance	LY Balance	
		(\$9,757.99)	(\$911.08)	

Supporting Documents

- Deferred Tax Reconciliation Report [Report](#)

External URLs

No External URLs

Standard Checklist

- Attach all source documentation and confirmations of Liability
- Attach copy of Deferred Tax Reconciliation Report

R&B McDougall Superannuation Fund

Deferred Tax Reconciliation

For The Period 01 July 2022 - 30 June 2023

Investment Code	Investment Name	Revaluation/Tax Deferred	Permanent Difference (Non-Assessable)	Temporary Difference (Assessable)	Temporary Difference (Accumulation Portion)
Revaluations					
CSL.AX	CSL Limited	1,040.00	346.67	693.33	409.06
PYPL.NDQ	PayPal Holdings Inc	(57.08)	(19.02)	(38.06)	(22.46)
AN3PI.AX	Australia And New Zealand Banking Group Limited.	269.64	89.88	179.76	106.06
GOOGL.NDQ	Alphabet Inc - Ordinary Shares - Class A	4,334.70	1,444.90	2,889.80	1,704.98
ANZR.AX	Australia And New Zealand Banking Group Limited	199.00	66.33	132.67	78.28
TCL.AX4	Transurban Group	(178.36)	(59.43)	(118.93)	(70.17)
TME.NYE	Tencent Music Entertainment Group - ADR	2,788.89	929.62	1,859.27	1,096.97
MA.NYE	Mastercard Incorporated - Ordinary Shares - Class A	3,961.84	1,320.61	2,641.23	1,558.33
BRKB.NYE	BRKB.NYE	7,767.17	2,589.06	5,178.11	3,055.08
RMD.AX	Resmed Inc	1,206.28	402.10	804.18	474.47
NABPF.AX	National Australia Bank Limited	145.80	48.60	97.20	57.35
MQG.AX	Macquarie Group Limited	3,933.00	1,311.00	2,622.00	1,546.98
AN3PK.AX1	Australia And New Zealand Banking Group Limited. (Netwealth Portfolio)	(335.00)	(111.67)	(223.33)	(131.76)
APTV.NYE	Aptiv PLC	2,147.94	715.98	1,431.96	844.86
TSM.NYE	Taiwan Semiconductor Manufacturing - ADR	2,470.06	823.35	1,646.71	971.56
HOW3590AU	Lennox Australian Small Comp Fd	960.29	320.10	640.19	377.71
RHCPA.AX	Ramsay Health Care Limited	1,232.56	410.85	821.71	484.81
JNJ.NYE	Johnson & Johnson	(505.81)	(168.61)	(337.20)	(198.95)
WDS.AX	Woodside Energy Group Ltd	2,386.80	795.60	1,591.20	938.81
ANZ.AX	ANZ Group Holdings Limited	1,502.18	500.73	1,001.45	590.86

R&B McDougall Superannuation Fund

Deferred Tax Reconciliation

For The Period 01 July 2022 - 30 June 2023

Investment Code	Investment Name	Revaluation/Tax Deferred	Permanent Difference (Non-Assessable)	Temporary Difference (Assessable)	Temporary Difference (Accumulation Portion)
AMC.AX	Amcor Plc	(3,463.02)	(1,154.34)	(2,308.68)	(1,362.12)
AMZN.NDQ	Amazon.com Inc.	4,998.53	1,666.17	3,332.36	1,966.09
BXB.AX	Brambles Limited	4,769.30	1,589.78	3,179.52	1,875.92
MQGPF.AX	Macquarie Group Limited	748.00	249.33	498.67	294.22
VAP.AX1	Vanguard Australian Property Securities Index Etf	1,558.70	519.57	1,039.13	613.09
PFE.NYE	Pfizer Inc.	(4,490.32)	(1,496.77)	(2,993.55)	(1,766.19)
SUBD.AX	Vaneck Australian Subordinated Debt Etf	630.99	210.33	420.66	248.19
SUNPI.AX	Suncorp Group Limited	2,565.00	855.00	1,710.00	1,008.90
MBLPD.AX	Macquarie Bank Limited	795.00	265.00	530.00	312.70
MFG.AX	Magellan Financial Group Limited	(727.16)	(242.39)	(484.77)	(286.01)
CBAPK.AX	Commonwealth Bank Of Australia.	921.91	307.31	614.60	362.61
WBC.AX	Westpac Banking Corporation	1,352.40	450.80	901.60	531.94
NCM.AX	Newcrest Mining Limited	3,246.11	1,082.03	2,164.08	1,276.81
ETL0019AU1	PIMCO Global Credit Fd -Wsale CI	(1,454.14)	(484.71)	(969.43)	(571.96)
NXT.AX	Nextdc Limited	1,776.08	592.02	1,184.06	698.60
TSLA.NDQ	Tesla Inc	4,211.62	1,403.87	2,807.75	1,656.57
MFGO.AX	Magellan Financial Group Limited	(13.91)	(4.62)	(9.29)	(5.48)
COH.AX	Cochlear Limited	2,034.79	678.27	1,356.52	800.35
WBCPI.AX	Westpac Banking Corporation (Netwealth Portfolio)	8.03	2.68	5.35	3.16
JPM.NYE	JPMorgan Chase & Co.	5,555.26	1,851.75	3,703.51	2,185.07
WBCPL.AX	Westpac Banking Corporation	388.00	129.32	258.68	152.62

R&B McDougall Superannuation Fund

Deferred Tax Reconciliation

For The Period 01 July 2022 - 30 June 2023

Investment Code	Investment Name	Revaluation/Tax Deferred	Permanent Difference (Non-Assessable)	Temporary Difference (Assessable)	Temporary Difference (Accumulation Portion)
ORG.AX	Origin Energy Limited	7,163.64	2,387.88	4,775.76	2,817.70
COL.AX	Coles Group Limited.	551.44	183.80	367.64	216.91
MRK.NYE	Merck & Co Inc	4,063.39	1,354.46	2,708.93	1,598.27
MBLPC.AX	Macquarie Bank Limited (Netwealth Portfolio)	339.09	113.03	226.06	133.38
FXUSD	FXUSD	49.04	16.35	32.69	19.29
CBAPL.AX	Commonwealth Bank Of Australia.	145.04	48.35	96.69	57.05
GILD.NDQ	Gilead Sciences Inc.	3,884.07	1,294.70	2,589.37	1,527.73
HD.NYE	Home Depot, Inc.	2,199.41	733.12	1,466.29	865.11
IAGPE.AX	Insurance Australia Group Limited	348.00	116.00	232.00	136.88
BHP.AX	BHP Group Limited	2,221.56	740.52	1,481.04	873.81
CBAPD.AX1	Commonwealth Bank Of Australia.	266.92	88.97	177.95	104.99
AAPL.NDQ	Apple Inc.	13,744.46	4,581.50	9,162.96	5,406.15
BABA.NYE	Alibaba Group Holding Ltd - ADR	(2,024.31)	(674.76)	(1,349.55)	(796.23)
WES.AX	Wesfarmers Limited	1,448.85	482.95	965.90	569.88
MSFT.NDQ	Microsoft Corporation	12,774.01	4,258.00	8,516.01	5,024.45
LavaBlue1	Lava Blue Ltd ACN 605 427 478	25,000.00	8,333.33	16,666.67	9,833.34
MQGPD.AX	Macquarie Group Limited	501.37	167.13	334.24	197.20
PLUS.AX1	Vaneck Australian Corporate Bond PLUS Etf	(20.53)	(6.85)	(13.68)	(8.07)
ANZPI.AX	Australia And New Zealand Banking Group Limited	312.48	104.16	208.32	122.91
WOW.AX	Woolworths Group Limited	1,738.73	579.58	1,159.15	683.90
PPCHB.AX	Peet Limited	215.00	71.67	143.33	84.56

R&B McDougall Superannuation Fund

Deferred Tax Reconciliation

For The Period 01 July 2022 - 30 June 2023

Investment Code	Investment Name	Revaluation/Tax Deferred	Permanent Difference (Non-Assessable)	Temporary Difference (Assessable)	Temporary Difference (Accumulation Portion)
CBA.AX	Commonwealth Bank Of Australia.	1,859.32	619.78	1,239.54	731.33
OGN.NYE	Organon & Co.	(159.96)	(53.33)	(106.63)	(62.91)
AXP.NYE	American Express Co.	5,650.05	1,883.36	3,766.69	2,222.35
IAGPD.AX	Insurance Australia Group Limited	829.20	276.39	552.81	326.16
		143,781.34	47,927.14	95,854.20	56,554.05
Tax Deferred Distributions					
ETL0019AU1	PIMCO Global Credit Fd -Wsale CI	930.79	0.00	930.79	549.17
PLUS.AX1	Vaneck Australian Corporate Bond PLUS Etf	571.46	0.00	571.46	337.16
SUBD.AX	Vaneck Australian Subordinated Debt Etf	207.31	0.00	207.31	122.31
TCL.AX4	Transurban Group	41.98	0.00	41.98	24.77
TCL.AX4	Transurban Group	378.46	0.00	378.46	223.29
VAP.AX1	Vanguard Australian Property Securities Index Etf	(178.77)	0.00	(178.77)	(105.47)
		1,951.23	0.00	1,951.23	1,151.23
Total		145,732.57	47,927.14	97,805.43	57,705.28

Deferred Tax Liability (Asset) Summary

Opening Balance	911.08
Current Year Transactions	8,655.79
Total Capital Losses	0.00
Total Tax Losses	0.00
Deferred Tax WriteBacks/Adjustment	0.00
Capital Loss carried forward recouped	191.13
Tax Loss carried forward recouped	0.00
Deferred Tax report rounding	(0.01)
Closing Balance	<hr/> 9,757.99 <hr/>

A - Financial Statements

2023 Financial Year

Preparer Rhonda Wilkinson

Reviewer John Curley

Status Completed

Supporting Documents

- Financials for auditor-01072022-30062023.pdf

External URLs

No External URLs

Standard Checklist

- Attach copy of Financial Statements
- Attach copy of SMSF Annual Return

Financial statements and reports for the year ended
30 June 2023

R&B McDougall Superannuation Fund

Prepared for: R&B McDougall Super Pty Ltd

R&B McDougall Superannuation Fund
Reports Index

Statement of Financial Position

Detailed Operating Statement

Notes to the Financial Statements

SMSF Annual Return

Capital Gains Schedule

Losses Schedule

Detailed Trial Balance

General Ledger - Audit View

R&B McDougall Superannuation Fund

Statement of Financial Position

As at 30 June 2023

	Note	2023 \$	2022 \$
Assets			
Investments			
Derivatives (Options, Hybrids, Future Contracts)	2	3,536.25	602.05
Fixed Interest Securities (Australian) - Unitised	3	0.00	12,838.00
Managed Investments (Australian)	4	87,665.98	88,159.83
Shares in Listed Companies (Australian)	5	795,640.60	681,467.14
Shares in Listed Companies (Overseas)	6	392,289.04	318,975.12
Shares in Unlisted Private Companies (Australian)	7	300,000.00	275,000.00
Stapled Securities	8	19,551.00	19,729.36
Units in Listed Unit Trusts (Australian)	9	163,744.07	161,574.91
Total Investments		<u>1,762,426.94</u>	<u>1,558,346.41</u>
Other Assets			
Macquarie Cash Management 3154		44,854.86	27,636.95
Netwealth Cash Account 060270		17,799.94	46,875.33
Distributions Receivable		2,173.76	3,276.72
Income Tax Refundable		5,729.62	9,370.87
Total Other Assets		<u>70,558.18</u>	<u>87,159.87</u>
Total Assets		<u>1,832,985.12</u>	<u>1,645,506.28</u>
Less:			
Liabilities			
Deferred Tax Liability		9,757.99	911.08
Total Liabilities		<u>9,757.99</u>	<u>911.08</u>
Net assets available to pay benefits		<u>1,823,227.13</u>	<u>1,644,595.20</u>
Represented by:			
Liability for accrued benefits allocated to members' accounts	11, 12		
McDougall, Rhondda - Accumulation		1,088,264.20	967,494.27
McDougall, Rhondda - Pension (Account Based Pension)		734,962.93	677,100.93
Total Liability for accrued benefits allocated to members' accounts		<u>1,823,227.13</u>	<u>1,644,595.20</u>

The accompanying notes form part of these financial statements.

Refer to compilation report

R&B McDougall Superannuation Fund

Detailed Operating Statement

For the year ended 30 June 2023

	2023	2022
	\$	\$
Income		
Investment Income		
Trust Distributions		
Lennox Australian Small Comp Fd	1,141.49	923.92
PIMCO Global Credit Fd -Wsale CI	930.79	348.74
Transurban Group	809.48	547.43
Vaneck Australian Corporate Bond PLUS Etf	1,077.82	862.26
Vaneck Australian Subordinated Debt Etf	1,608.26	707.93
Vanguard Australian Property Securities Index Etf	3,753.64	4,154.79
	9,321.48	7,545.07
Dividends Received		
3M Co.	0.00	76.38
Amcors Plc	788.77	712.98
American Express Co.	207.23	166.41
AN3PI	567.38	0.00
ANZ Group Holdings Limited	1,133.46	1,066.42
Appen Limited	0.00	31.04
Apple Inc.	141.20	128.48
Australia And New Zealand Banking Group Limited	473.33	515.35
Australia And New Zealand Banking Group Limited	0.00	339.37
Australia And New Zealand Banking Group Limited	0.00	130.31
Australia And New Zealand Banking Group Limited. (Netwealth Portfolio)	326.58	0.00
BHP Group Limited	2,325.79	7,081.14
Bingo Industries Limited	0.00	332.51
Brambles Limited	450.12	377.66
Cochlear Limited	201.00	197.65
Coles Group Limited.	596.64	551.44
Commonwealth Bank of Australia	789.60	5,615.24
Commonwealth Bank Of Australia.	427.60	593.24
Commonwealth Bank Of Australia.	0.00	152.07
Commonwealth Bank Of Australia.	0.00	233.60
Commonwealth Bank Of Australia.	741.69	0.00
Commonwealth Bank Of Australia.	1,126.70	125.60
Costco Wholesale Corp	0.00	21.07
CSL Limited	422.47	376.57
Gilead Sciences Inc.	467.50	420.21
Home Depot, Inc.	265.39	220.97
Insurance Australia Group Limited	808.37	1,381.34
Insurance Australia Group Limited	855.71	0.00
Johnson & Johnson	259.18	224.61
JPMorgan Chase & Co.	418.00	379.00
Macquarie Bank Limited	1,418.91	590.96
Macquarie Bank Limited (Netwealth Portfolio)	1,734.90	1,087.78
Macquarie Group Limited	1,950.00	952.99
Macquarie Group Limited	1,040.00	0.00
Macquarie Group Limited	1,641.84	995.79
Magellan Financial Group Limited	245.50	475.30
Mastercard Incorporated - Ordinary Shares - Class A	65.07	54.44
Merck & Co Inc	294.26	252.35
Microsoft Corporation	253.60	215.87
National Australia Bank Limited	1,311.69	771.25
Newcrest Mining Limited	477.32	385.29
Organon & Co.	10.48	9.74

The accompanying notes form part of these financial statements.

Refer to compilation report

R&B McDougall Superannuation Fund

Detailed Operating Statement

For the year ended 30 June 2023

	2023	2022
	\$	\$
Origin Energy Limited	882.10	534.59
Pfizer Inc.	358.28	331.19
Ramsay Health Care Limited	1,416.87	983.46
Resmed Inc	103.23	94.09
Suncorp Group Limited	0.00	210.72
Suncorp Group Limited	3,049.43	1,145.86
Taiwan Semiconductor Manufacturing - ADR	158.87	153.21
Wesfarmers Limited	366.60	331.50
Westpac Banking Corporation	984.90	889.35
Westpac Banking Corporation	836.94	0.00
Westpac Banking Corporation (Netwealth Portfolio)	1,277.83	731.33
Woodside Energy Group Ltd	3,446.11	0.00
Woodside Petroleum Ltd	0.00	1,518.13
Woolworths Group Limited	416.79	395.74
	<u>37,535.23</u>	<u>34,561.59</u>
Interest Received		
Macquarie Cash Management 3154	372.20	30.95
Netwealth Cash Account 060270	533.15	5.79
Peet Limited	374.75	612.20
Qube Holdings Limited	0.00	241.03
	<u>1,280.10</u>	<u>889.97</u>
Contribution Income		
Personal Contributions - Concessional		
Rhondda McDougall	27,500.00	0.00
	<u>27,500.00</u>	<u>0.00</u>
Personal Contributions - Non Concessional		
Rhondda McDougall	235.00	0.00
	<u>235.00</u>	<u>0.00</u>
Investment Gains		
Realised Movements in Market Value		
Derivatives (Options, Hybrids, Future Contracts)		
FXUSD	0.00	(51.18)
	<u>0.00</u>	<u>(51.18)</u>
Fixed Interest Securities (Australian) - Unitised		
Peet Limited	47.00	0.00
Qube Holdings Limited	0.00	(98.56)
	<u>47.00</u>	<u>(98.56)</u>
Managed Investments (Australian)		
PIMCO Global Credit Fd -Wsale CI	0.00	(2,109.71)
	<u>0.00</u>	<u>(2,109.71)</u>
Shares in Listed Companies (Australian)		
Appen Limited	0.00	(9,537.60)
Australia And New Zealand Banking Group Limited	0.00	(209.56)
Australia And New Zealand Banking Group Limited	0.00	(337.59)
BHP Group Limited	0.00	(1,069.46)
Bingo Industries Limited	0.00	64.21
Commonwealth Bank Of Australia.	0.00	(2,202.95)
Commonwealth Bank Of Australia.	(255.08)	0.00
Commonwealth Bank Of Australia.	0.00	(277.89)

The accompanying notes form part of these financial statements.

Refer to compilation report

R&B McDougall Superannuation Fund

Detailed Operating Statement

For the year ended 30 June 2023

	2023	2022
	\$	\$
Commonwealth Bank Of Australia.	0.00	312.39
Endeavour Group Limited	0.00	2,755.89
Insurance Australia Group Limited	(1,409.20)	0.00
Suncorp Group Limited	0.00	(324.07)
Woodside Petroleum Ltd	0.00	(23.35)
	<u>(1,664.28)</u>	<u>(10,849.99)</u>
Shares in Listed Companies (Overseas)		
3M Co.	0.00	586.79
Costco Wholesale Corp	0.00	3,278.92
Facebook Inc - Ordinary Shares - Class A	0.00	(1,988.28)
	<u>0.00</u>	<u>1,877.43</u>
Stapled Securities		
Sydney Airport	0.00	4,724.66
	<u>0.00</u>	<u>4,724.66</u>
Unrealised Movements in Market Value		
Derivatives (Options, Hybrids, Future Contracts)		
FXUSD	49.04	(31.62)
Magellan Financial Group Limited	(13.91)	19.11
	<u>35.13</u>	<u>(12.51)</u>
Fixed Interest Securities (Australian) - Unitised		
Peet Limited	215.00	(267.24)
Qube Holdings Limited	0.00	34.55
	<u>215.00</u>	<u>(232.69)</u>
Managed Investments (Australian)		
Lennox Australian Small Comp Fd	960.29	(6,252.67)
PIMCO Global Credit Fd -Wsale CI	(1,454.14)	(6,335.39)
	<u>(493.85)</u>	<u>(12,588.06)</u>
Shares in Listed Companies (Australian)		
Arcor Plc	(3,463.02)	3,168.99
ANZ Group Holdings Limited	1,502.18	(4,596.12)
Appen Limited	0.00	7,290.40
Australia And New Zealand Banking Group Limited	312.48	(312.48)
Australia And New Zealand Banking Group Limited	0.00	(160.41)
Australia And New Zealand Banking Group Limited	199.00	0.00
Australia And New Zealand Banking Group Limited	0.00	192.84
Australia And New Zealand Banking Group Limited.	269.64	0.00
Australia And New Zealand Banking Group Limited. (Netwealth Portfolio)	(335.00)	0.00
BHP Group Limited	2,221.56	(7,069.06)
Bingo Industries Limited	0.00	(339.88)
Brambles Limited	4,769.30	(940.97)
Cochlear Limited	2,034.79	(3,548.99)
Coles Group Limited.	551.44	650.88
Commonwealth Bank Of Australia.	266.92	(496.14)
Commonwealth Bank Of Australia.	0.00	(371.29)
Commonwealth Bank Of Australia.	145.04	0.00
Commonwealth Bank Of Australia.	1,859.32	(4,616.16)
Commonwealth Bank Of Australia.	921.91	(1,156.00)
CSL Limited	1,040.00	(2,016.25)
Endeavour Group Limited	0.00	(2,648.09)

The accompanying notes form part of these financial statements.

Refer to compilation report

R&B McDougall Superannuation Fund

Detailed Operating Statement

For the year ended 30 June 2023

	2023	2022
	\$	\$
Insurance Australia Group Limited	829.20	(880.45)
Insurance Australia Group Limited	348.00	0.00
Macquarie Bank Limited	795.00	(855.00)
Macquarie Bank Limited (Netwealth Portfolio)	339.09	(1,250.74)
Macquarie Group Limited	501.37	(1,184.59)
Macquarie Group Limited	3,933.00	(2,559.55)
Macquarie Group Limited	748.00	0.00
Magellan Financial Group Limited	(727.16)	(8,679.28)
National Australia Bank Limited	145.80	(1,131.09)
Newcrest Mining Limited	3,246.11	(2,576.93)
Nextdc Limited	1,776.08	(1,001.62)
Origin Energy Limited	7,163.64	3,261.06
Ramsay Health Care Limited	1,232.56	(1,431.55)
Resmed Inc	1,206.28	(1,177.83)
Suncorp Group Limited	2,565.00	(2,625.00)
Suncorp Group Limited	0.00	(70.36)
Wesfarmers Limited	1,448.85	(2,962.05)
Westpac Banking Corporation	388.00	0.00
Westpac Banking Corporation	1,352.40	(4,637.85)
Westpac Banking Corporation (Netwealth Portfolio)	8.03	(801.79)
Woodside Energy Group Ltd	2,386.80	7,366.50
Woodside Petroleum Ltd	0.00	689.34
Woolworths Group Limited	1,738.73	(1,065.13)
	43,720.34	(40,542.64)
Shares in Listed Companies (Overseas)		
3M Co.	0.00	(1,771.72)
Alibaba Group Holding Ltd - ADR	(2,024.31)	(7,023.93)
Alphabet Inc - Ordinary Shares - Class A	4,334.70	(986.99)
Amazon.com Inc.	4,998.53	(9,060.00)
American Express Co.	5,650.05	(1,799.74)
Apple Inc.	13,744.46	2,287.21
Aptiv PLC	2,147.94	(7,192.37)
BRKB.NYE	7,767.17	1,672.62
Costco Wholesale Corp	0.00	(598.04)
Facebook Inc - Ordinary Shares - Class A	0.00	(4,885.91)
Gilead Sciences Inc.	3,884.07	(317.26)
Home Depot, Inc.	2,199.41	(896.80)
Johnson & Johnson	(505.81)	2,049.83
JPMorgan Chase & Co.	5,555.26	(4,470.54)
Mastercard Incorporated - Ordinary Shares - Class A	3,961.84	(869.07)
Merck & Co Inc	4,063.39	2,805.36
Microsoft Corporation	12,774.01	985.95
Organon & Co.	(159.96)	77.70
PayPal Holdings Inc	(57.08)	(14,952.13)
Pfizer Inc.	(4,490.32)	5,086.34
Taiwan Semiconductor Manufacturing - ADR	2,470.06	(3,134.63)
Tencent Music Entertainment Group - ADR	2,788.89	(9,845.22)
Tesla Inc	4,211.62	1,491.44
	73,313.92	(51,347.90)
Shares in Unlisted Private Companies (Australian)		
Lava Blue Ltd ACN 605 427 478	25,000.00	75,000.00
	25,000.00	75,000.00
Stapled Securities		

The accompanying notes form part of these financial statements.

Refer to compilation report

R&B McDougall Superannuation Fund

Detailed Operating Statement

For the year ended 30 June 2023

	2023	2022
	\$	\$
Sydney Airport	0.00	2,590.69
Transurban Group	(178.36)	374.31
	<u>(178.36)</u>	<u>2,965.00</u>
Units in Listed Unit Trusts (Australian)		
Vaneck Australian Corporate Bond PLUS Etf	(20.53)	(5,666.28)
Vaneck Australian Subordinated Debt Etf	630.99	(1,508.22)
Vanguard Australian Property Securities Index Etf	1,558.70	(17,373.51)
	<u>2,169.16</u>	<u>(24,548.01)</u>
Changes in Market Values	<u>142,164.06</u>	<u>(57,814.15)</u>
Total Income	<u>218,035.87</u>	<u>(14,817.53)</u>
Expenses		
Accountancy Fees	2,321.16	2,431.14
Actuarial Certificate	110.00	0.00
Administration Fees	1,767.31	1,418.59
Advisor Fees	14,435.18	15,049.24
ASIC Fees	59.00	0.00
ATO Supervisory Levy	259.00	518.00
Auditor's Remuneration	385.00	385.00
	<u>19,336.65</u>	<u>19,801.97</u>
Investment Expenses		
3M Co.	0.00	(51.15)
ANZ Group Holdings Limited	0.00	20.00
Appen Limited	0.00	51.25
Australia And New Zealand Banking Group Limited	0.00	102.50
Australia And New Zealand Banking Group Limited	0.00	138.85
BHP Group Limited	0.00	51.25
Commonwealth Bank of Australia	0.00	51.25
Commonwealth Bank Of Australia.	0.00	51.25
Commonwealth Bank Of Australia.	0.00	87.72
Commonwealth Bank Of Australia.	0.00	102.50
Costco Wholesale Corp	0.00	(80.77)
Facebook Inc - Ordinary Shares - Class A	0.00	(2.06)
Insurance Australia Group Limited	0.00	51.25
Macquarie Bank Limited (Netwealth Portfolio)	0.00	51.25
Macquarie Group Limited	0.00	20.00
Macquarie Group Limited	0.00	51.25
National Australia Bank Limited	0.00	51.25
Qube Holdings Limited	0.00	51.25
Ramsay Health Care Limited	0.00	51.25
Suncorp Group Limited	0.00	20.00
Suncorp Group Limited	0.00	102.50
Westpac Banking Corporation (Netwealth Portfolio)	0.00	51.25
	<u>0.00</u>	<u>1,023.84</u>
Member Payments		
Pensions Paid		
McDougall, Rhondda - Pension (Account Based Pension)	16,950.00	14,640.00
	<u>16,950.00</u>	<u>14,640.00</u>
Total Expenses	<u>36,286.65</u>	<u>35,465.81</u>

The accompanying notes form part of these financial statements.

Refer to compilation report

R&B McDougall Superannuation Fund
Detailed Operating Statement

For the year ended 30 June 2023

	2023	2022
	\$	\$
Benefits accrued as a result of operations before income tax	<u>181,749.22</u>	<u>(50,283.34)</u>
Income Tax Expense		
Income Tax Expense	3,117.29	(12,834.22)
Total Income Tax	<u>3,117.29</u>	<u>(12,834.22)</u>
Benefits accrued as a result of operations	<u>178,631.93</u>	<u>(37,449.12)</u>

The accompanying notes form part of these financial statements.

Refer to compilation report

R&B McDougall Superannuation Fund

Notes to the Financial Statements

For the year ended 30 June 2023

Note 1: Summary of Significant Accounting Policies

The trustees have prepared the financial statements on the basis that the Superannuation Fund is not a reporting entity because it is not publicly accountable and is not required by law or governing document to prepare financial statements that comply with Australian Accounting Standards. The financial statements are therefore special purpose financial statements that have been prepared in order to meet the requirements of the Superannuation Industry (Supervision) Act 1993 and associated Regulations, the trust deed of the Fund and the needs of members.

The financial statements have been prepared on a cash basis and are based on historical costs, except for investments which have been measured at market value.

The following significant accounting policies, which are consistent with the policies applied in the previous period unless otherwise stated, have been adopted in the preparation of the financial statements.

The financial statements were authorised for issue by the Director(s).

a. Measurement of Investments

The Fund initially recognises:

- (i) an investment when it controls the future economic benefits expected to flow from the asset. For financial assets, the trade date is considered to be the date on which control of the future economic benefits attributable to the asset passes to the Fund; and
- (ii) a financial liability on the date it becomes a party to the contractual provisions of the instrument.

Investments of the Fund have been measured at market value, which refers to the amount that a willing buyer could reasonably be expected to pay to acquire an asset from a willing seller if the following assumptions were made:

- that the buyer and the seller deal with each other at arm's length in relation to the sale;
- that the sale occurred after proper marketing of the asset; and
- that the buyer and the seller acted knowledgeably and prudentially in relation to the sale.

Market value has been determined as follows:

- (i) shares and other securities listed on the Australian Securities Exchange by reference to the relevant market quotations at the end of the reporting period;
- (ii) units in managed funds by reference to the unit redemption price at the end of the reporting period;
- (iii) fixed-interest securities by reference to the redemption price at the end of the reporting period;
- (iv) unlisted investments are stated at trustees' assessment based on estimated market value at balance date or where necessary, an external valuer's opinion; and
- (v) investment properties at the trustees' assessment of the market value or where necessary a qualified independent valuer's opinion at the end of reporting period.

b. Cash and Cash Equivalents

Cash and cash equivalents include cash on hand and at call, deposits with banks and short-term, highly liquid investments that are readily convertible to cash and subject to an insignificant risk of change in value.

c. Revenue

Interest revenue

Interest revenue is recognised in respect of fixed-interest securities, and cash and cash equivalent balances. Interest revenue is recognised upon receipt.

Dividend revenue

Notes to the Financial Statements

For the year ended 30 June 2023

Dividend revenue is recognised when the dividend has been paid or, in the case of dividend reinvestment schemes, when the dividend is credited to the benefit of the fund.

Rental revenue

Upon entering into each contract as a lessor, the Fund assesses if the lease is a finance or operating lease. All leases have been assessed as operating leases. Rental revenue arising from operating leases on investment properties is recognised on straight-line basis over the term of the specific lease.

Distribution revenue

Distributions from unit trusts and managed funds are recognised as at the date the unit value is quoted ex-distribution and if not received at the end of the reporting period, are reflected in the statement of financial position as a receivable at market value.

Remeasurement changes in market values

Remeasurement changes in the market values of assets are recognised as income and determined as the difference between the market value at year-end or consideration received (if sold during the year) and the market value as at the prior year-end or cost (if acquired during the period).

Contributions

Contributions and transfers in are recognised when the control and the benefits from the revenue have been attained and are recorded by the Fund, gross of any taxes, in the period to which they relate.

d. Liability for Accrued Benefits

The liability for accrued benefits represents the Fund's present obligation to pay benefits to members and beneficiaries, and has been calculated as the difference between the carrying amount of the assets and the carrying amount of the other payables and income tax liabilities as at the end of the reporting period.

e. Income Tax

The income tax expense (income) for the year comprises current income tax expense (income) and deferred tax expense (income).

Current tax expense charged to profit or loss is the tax payable on taxable income. Current tax liabilities (assets) are therefore measured at the amounts expected to be paid to (recovered from) the relevant taxation authority.

Deferred income tax expense reflects movements in deferred tax liability balances during the year as well as unused tax losses.

No deferred income tax is recognised from the initial recognition of an asset or liability where there is no effect on accounting or taxable profit or loss.

Deferred tax assets and liabilities are calculated at the tax rates that are expected to apply to the period when the asset is realised or the liability is settled, and their measurement also reflects the manner in which the trustees expect to recover or settle the carrying amount of the related asset or liability.

Deferred tax assets relating to temporary differences and unused tax losses are recognised only to the extent that it is probable that future taxable profit will be available against which the benefits of the deferred tax asset can be utilised.

f. Trade and Other Payables

Financial liabilities, such as trade creditors and other payables, are measured at the gross value of the outstanding balance at the end of the reporting period. The trustees have determined that the gross value of the Fund's financial liabilities is equivalent to the market value. Any remeasurement changes in the gross value of non-current financial liabilities (including liabilities for members' accrued benefits) are recognised in the operating statement in the periods in which they occur.

g. Critical Accounting Estimates and Judgements

Notes to the Financial Statements

For the year ended 30 June 2023

The preparation of financial statements requires the trustees to make judgements, estimates and assumptions that affect the application of accounting policies and the reported amounts of assets and liabilities, income and expenses. Actual results may differ from these estimates.

Estimates and underlying assumptions are reviewed on an ongoing basis. Revisions to accounting estimates are recognised in the period in which the estimate is revised and in any future period affected.

Note 2: Derivatives (Options, Hybrids, Future Contracts)

	2023 \$	2022 \$
FXUSD	3,531.05	582.94
Magellan Financial Group Limited	5.20	19.11
	3,536.25	602.05

Note 3: Fixed Interest Securities (Australian) - Unitised

	2023 \$	2022 \$
Peet Limited	0.00	12,838.00
	0.00	12,838.00

Note 4: Managed Investments (Australian)

	2023 \$	2022 \$
PIMCO Global Credit Fd -Wsale CI	68,958.36	70,412.50
Lennox Australian Small Comp Fd	18,707.62	17,747.33
	87,665.98	88,159.83

Note 5: Shares in Listed Companies (Australian)

	2023 \$	2022 \$
Arcor Plc	16,182.54	19,645.56
Australia And New Zealand Banking Group Limited.	25,469.64	0.00
Australia And New Zealand Banking Group Limited. (Netwealth Portfolio)	29,685.00	0.00
ANZ Group Holdings Limited	18,991.71	16,544.53
Australia And New Zealand Banking Group Limited	0.00	24,887.52
Australia And New Zealand Banking Group Limited	199.00	0.00
BHP Group Limited	26,724.06	24,502.50
Brambles Limited	18,574.49	13,805.19
Commonwealth Bank Of Australia.	18,850.76	16,991.44
Commonwealth Bank Of Australia.	0.00	29,588.16

Notes to the Financial Statements

For the year ended 30 June 2023

Commonwealth Bank Of Australia.	28,665.91	27,744.00
Commonwealth Bank Of Australia.	29,745.04	0.00
Cochlear Limited	15,347.69	13,312.90
Coles Group Limited.	16,651.68	16,100.24
CSL Limited	34,672.50	33,632.50
Insurance Australia Group Limited	0.00	29,580.00
Insurance Australia Group Limited	29,348.00	0.00
Macquarie Bank Limited (Netwealth Portfolio)	28,171.17	27,832.08
Macquarie Bank Limited	29,940.00	29,145.00
Magellan Financial Group Limited	2,011.88	2,739.04
Macquarie Group Limited	53,286.00	49,353.00
Macquarie Group Limited	29,071.15	28,569.78
Macquarie Group Limited	20,768.00	0.00
National Australia Bank Limited	28,169.91	28,024.11
Newcrest Mining Limited	15,508.54	12,262.43
Nextdc Limited	11,623.92	8,735.44
Origin Energy Limited	22,479.93	15,316.29
Ramsay Health Care Limited	29,533.16	28,300.60
Resmed Inc	18,668.89	17,462.61
Suncorp Group Limited	74,940.00	72,375.00
Westpac Banking Corporation	15,684.90	14,332.50
Westpac Banking Corporation (Netwealth Portfolio)	28,303.58	28,295.55
Westpac Banking Corporation	20,408.00	0.00
Woodside Energy Group Ltd	31,615.92	29,229.12
Wesfarmers Limited	9,621.30	8,172.45
Woolworths Group Limited	16,726.33	14,987.60
	795,640.60	681,467.14

Note 6: Shares in Listed Companies (Overseas)

	2023	2022
	\$	\$
Apple Inc.	43,065.65	29,321.19
Amazon.com Inc.	23,467.15	18,468.62
Aptiv PLC	13,630.38	11,482.44

R&B McDougall Superannuation Fund
Notes to the Financial Statements

For the year ended 30 June 2023

American Express Co.	24,564.66	18,914.61
Alibaba Group Holding Ltd - ADR	6,376.91	8,401.22
BRKB.NYE	34,273.93	26,506.76
Gilead Sciences Inc.	17,342.48	13,458.41
Alphabet Inc - Ordinary Shares - Class A	35,913.59	31,578.89
Home Depot, Inc.	14,912.21	12,712.80
Johnson & Johnson	13,408.46	13,914.27
JPMorgan Chase & Co.	22,036.36	16,481.10
Mastercard Incorporated - Ordinary Shares - Class A	17,700.27	13,738.43
Merck & Co Inc	17,137.13	13,073.74
Microsoft Corporation	46,999.22	34,225.21
Organon & Co.	280.96	440.92
Pfizer Inc.	11,720.43	16,210.75
PayPal Holdings Inc	5,205.46	5,262.54
Tencent Music Entertainment Group - ADR	8,159.41	5,370.52
Tesla Inc	24,739.74	20,528.12
Taiwan Semiconductor Manufacturing - ADR	11,354.64	8,884.58
	392,289.04	318,975.12

Note 7: Shares in Unlisted Private Companies (Australian)

	2023	2022
	\$	\$
Greatcell Energy Pty Ltd	75,000.00	75,000.00
Lava Blue Ltd ACN 605 427 478	225,000.00	200,000.00
	300,000.00	275,000.00

Note 8: Stapled Securities

	2023	2022
	\$	\$
Transurban Group	19,551.00	19,729.36
	19,551.00	19,729.36

Note 9: Units in Listed Unit Trusts (Australian)

	2023	2022
	\$	\$
Vaneck Australian Corporate Bond PLUS Etf	32,848.00	32,868.53

R&B McDougall Superannuation Fund
Notes to the Financial Statements

For the year ended 30 June 2023

Vaneck Australian Subordinated Debt Etf	38,213.37	37,582.38
Vanguard Australian Property Securities Index Etf	92,682.70	91,124.00
	163,744.07	161,574.91

Note 10: Banks and Term Deposits

	2023	2022
	\$	\$
Banks		
Macquarie Cash Management 3154	44,854.86	27,636.95
Netwealth Cash Account 060270	17,799.94	46,875.33
	62,654.80	74,512.28

Note 11: Liability for Accrued Benefits

	2023	2022
	\$	\$
Liability for accrued benefits at beginning of year	1,644,595.20	1,682,044.31
Benefits accrued as a result of operations	178,631.93	(37,449.11)
Current year member movements	0.00	0.00
	1,823,227.13	1,644,595.20

Note 12: Vested Benefits

Vested benefits are benefits that are not conditional upon continued membership of the fund (or any factor other than resignation from the plan) and include benefits which members were entitled to receive had they terminated their fund membership as at the end of the reporting period.

	2023	2022
	\$	\$
Vested Benefits	1,823,227.13	1,644,595.20

Note 13: Guaranteed Benefits

No guarantees have been made in respect of any part of the liability for accrued benefits.

Note 14: Dividends

	2023	2022
	\$	\$
3M Co.	0.00	76.38
AN3PI	567.38	0.00
ANZ Group Holdings Limited	1,133.46	1,066.42

Notes to the Financial Statements

For the year ended 30 June 2023

Amcor Plc	788.77	712.98
American Express Co.	207.23	166.41
Appen Limited	0.00	31.04
Apple Inc.	141.20	128.48
Australia And New Zealand Banking Group Limited	473.33	985.03
Australia And New Zealand Banking Group Limited. (Netwealth Portfolio)	326.58	0.00
BHP Group Limited	2,325.79	7,081.14
Bingo Industries Limited	0.00	332.51
Brambles Limited	450.12	377.66
CSL Limited	422.47	376.57
Cochlear Limited	201.00	197.65
Coles Group Limited.	596.64	551.44
Commonwealth Bank Of Australia.	2,295.99	1,104.51
Commonwealth Bank of Australia	789.60	5,615.24
Costco Wholesale Corp	0.00	21.07
Gilead Sciences Inc.	467.50	420.21
Home Depot, Inc.	265.39	220.97
Insurance Australia Group Limited	1,664.08	1,381.34
JPMorgan Chase & Co.	418.00	379.00
Johnson & Johnson	259.18	224.61
Macquarie Bank Limited	1,418.91	590.96
Macquarie Bank Limited (Netwealth Portfolio)	1,734.90	1,087.78
Macquarie Group Limited	4,631.84	1,948.78
Magellan Financial Group Limited	245.50	475.30
Mastercard Incorporated - Ordinary Shares - Class A	65.07	54.44
Merck & Co Inc	294.26	252.35
Microsoft Corporation	253.60	215.87
National Australia Bank Limited	1,311.69	771.25
Newcrest Mining Limited	477.32	385.29
Organon & Co.	10.48	9.74
Origin Energy Limited	882.10	534.59
Pfizer Inc.	358.28	331.19
Ramsay Health Care Limited	1,416.87	983.46
Resmed Inc	103.23	94.09
Suncorp Group Limited	3,049.43	1,356.58
Taiwan Semiconductor Manufacturing - ADR	158.87	153.21
Wesfarmers Limited	366.60	331.50

R&B McDougall Superannuation Fund
Notes to the Financial Statements

For the year ended 30 June 2023

Westpac Banking Corporation	1,821.84	889.35
Westpac Banking Corporation (Netwealth Portfolio)	1,277.83	731.33
Woodside Energy Group Ltd	3,446.11	0.00
Woodside Petroleum Ltd	0.00	1,518.13
Woolworths Group Limited	416.79	395.74
	<hr/>	<hr/>
	37,535.23	34,561.59
	<hr/>	<hr/>

Note 15: Trust Distributions

	2023	2022
	\$	\$
Vaneck Australian Subordinated Debt Etf	1,608.26	707.93
Transurban Group	809.48	547.43
PIMCO Global Credit Fd -Wsale CI	930.79	348.74
Lennox Australian Small Comp Fd	1,141.49	923.92
Vanguard Australian Property Securities Index Etf	3,753.64	4,154.79
Vaneck Australian Corporate Bond PLUS Etf	1,077.82	862.26
	<hr/>	<hr/>
	9,321.48	7,545.07
	<hr/>	<hr/>

Note 16: Changes in Market Values

Unrealised Movements in Market Value

	2023	2022
	\$	\$
Derivatives (Options, Hybrids, Future Contracts)		
FXUSD	49.04	(31.62)
Magellan Financial Group Limited	(13.91)	19.11
	<hr/>	<hr/>
	35.13	(12.51)
	<hr/>	<hr/>
Fixed Interest Securities (Australian) - Unitised		
Peet Limited	215.00	(267.24)
Qube Holdings Limited	0.00	34.55
	<hr/>	<hr/>
	215.00	(232.69)
	<hr/>	<hr/>
Managed Investments (Australian)		
Lennox Australian Small Comp Fd	960.29	(6,252.67)
PIMCO Global Credit Fd -Wsale CI	(1,454.14)	(6,335.39)
	<hr/>	<hr/>
	(493.85)	(12,588.06)
	<hr/>	<hr/>
Shares in Listed Companies (Australian)		
ANZ Group Holdings Limited	1,502.18	(4,596.12)

Refer to compilation report

R&B McDougall Superannuation Fund
Notes to the Financial Statements

For the year ended 30 June 2023

Ancor Plc	(3,463.02)	3,168.99
Appen Limited	0.00	7,290.40
Australia And New Zealand Banking Group Limited	312.48	(312.48)
Australia And New Zealand Banking Group Limited	0.00	(160.41)
Australia And New Zealand Banking Group Limited	199.00	0.00
Australia And New Zealand Banking Group Limited	0.00	192.84
Australia And New Zealand Banking Group Limited.	269.64	0.00
Australia And New Zealand Banking Group Limited. (Netwealth Portfolio)	(335.00)	0.00
BHP Group Limited	2,221.56	(7,069.06)
Bingo Industries Limited	0.00	(339.88)
Brambles Limited	4,769.30	(940.97)
CSL Limited	1,040.00	(2,016.25)
Cochlear Limited	2,034.79	(3,548.99)
Coles Group Limited.	551.44	650.88
Commonwealth Bank Of Australia.	266.92	(496.14)
Commonwealth Bank Of Australia.	0.00	(371.29)
Commonwealth Bank Of Australia.	145.04	0.00
Commonwealth Bank Of Australia.	1,859.32	(4,616.16)
Commonwealth Bank Of Australia.	921.91	(1,156.00)
Endeavour Group Limited	0.00	(2,648.09)
Insurance Australia Group Limited	829.20	(880.45)
Insurance Australia Group Limited	348.00	0.00
Macquarie Bank Limited	795.00	(855.00)
Macquarie Bank Limited (Netwealth Portfolio)	339.09	(1,250.74)
Macquarie Group Limited	501.37	(1,184.59)
Macquarie Group Limited	3,933.00	(2,559.55)
Macquarie Group Limited	748.00	0.00
Magellan Financial Group Limited	(727.16)	(8,679.28)
National Australia Bank Limited	145.80	(1,131.09)
Newcrest Mining Limited	3,246.11	(2,576.93)

Refer to compilation report

Notes to the Financial Statements

For the year ended 30 June 2023

Nextdc Limited	1,776.08	(1,001.62)
Origin Energy Limited	7,163.64	3,261.06
Ramsay Health Care Limited	1,232.56	(1,431.55)
Resmed Inc	1,206.28	(1,177.83)
Suncorp Group Limited	2,565.00	(2,625.00)
Suncorp Group Limited	0.00	(70.36)
Wesfarmers Limited	1,448.85	(2,962.05)
Westpac Banking Corporation	388.00	0.00
Westpac Banking Corporation	1,352.40	(4,637.85)
Westpac Banking Corporation (Netwealth Portfolio)	8.03	(801.79)
Woodside Energy Group Ltd	2,386.80	7,366.50
Woodside Petroleum Ltd	0.00	689.34
Woolworths Group Limited	1,738.73	(1,065.13)
	43,720.34	(40,542.64)
Shares in Listed Companies (Overseas)		
3M Co.	0.00	(1,771.72)
Alibaba Group Holding Ltd - ADR	(2,024.31)	(7,023.93)
Alphabet Inc - Ordinary Shares - Class A	4,334.70	(986.99)
Amazon.com Inc.	4,998.53	(9,060.00)
American Express Co.	5,650.05	(1,799.74)
Apple Inc.	13,744.46	2,287.21
Aptiv PLC	2,147.94	(7,192.37)
BRKB.NYE	7,767.17	1,672.62
Costco Wholesale Corp	0.00	(598.04)
Facebook Inc - Ordinary Shares - Class A	0.00	(4,885.91)
Gilead Sciences Inc.	3,884.07	(317.26)
Home Depot, Inc.	2,199.41	(896.80)
JPMorgan Chase & Co.	5,555.26	(4,470.54)
Johnson & Johnson	(505.81)	2,049.83
Mastercard Incorporated - Ordinary Shares - Class A	3,961.84	(869.07)
Merck & Co Inc	4,063.39	2,805.36
Microsoft Corporation	12,774.01	985.95

Notes to the Financial Statements

For the year ended 30 June 2023

Organon & Co.	(159.96)	77.70
PayPal Holdings Inc	(57.08)	(14,952.13)
Pfizer Inc.	(4,490.32)	5,086.34
Taiwan Semiconductor Manufacturing - ADR	2,470.06	(3,134.63)
Tencent Music Entertainment Group - ADR	2,788.89	(9,845.22)
Tesla Inc	4,211.62	1,491.44
	<hr/>	<hr/>
	73,313.92	(51,347.90)
	<hr/>	<hr/>
Shares in Unlisted Private Companies (Australian)		
Lava Blue Ltd ACN 605 427 478	25,000.00	75,000.00
	<hr/>	<hr/>
	25,000.00	75,000.00
	<hr/>	<hr/>
Stapled Securities		
Sydney Airport	0.00	2,590.69
Transurban Group	(178.36)	374.31
	<hr/>	<hr/>
	(178.36)	2,965.00
	<hr/>	<hr/>
Units in Listed Unit Trusts (Australian)		
Vaneck Australian Corporate Bond PLUS Etf	(20.53)	(5,666.28)
Vaneck Australian Subordinated Debt Etf	630.99	(1,508.22)
Vanguard Australian Property Securities Index Etf	1,558.70	(17,373.51)
	<hr/>	<hr/>
	2,169.16	(24,548.01)
	<hr/>	<hr/>
Total Unrealised Movement	143,781.34	(51,306.81)
	<hr/>	<hr/>
Realised Movements in Market Value		
	2023	2022
	\$	\$
Derivatives (Options, Hybrids, Future Contracts)		
FXUSD	0.00	(51.18)
	<hr/>	<hr/>
	0.00	(51.18)
	<hr/>	<hr/>
Fixed Interest Securities (Australian) - Unitised		
Peet Limited	47.00	0.00
Qube Holdings Limited	0.00	(98.56)
	<hr/>	<hr/>
	47.00	(98.56)
	<hr/>	<hr/>
Managed Investments (Australian)		
PIMCO Global Credit Fd -Wsale CI	0.00	(2,109.71)

Notes to the Financial Statements

For the year ended 30 June 2023

	0.00	(2,109.71)
Shares in Listed Companies (Australian)		
Appen Limited	0.00	(9,537.60)
Australia And New Zealand Banking Group Limited	0.00	(209.56)
Australia And New Zealand Banking Group Limited	0.00	(337.59)
BHP Group Limited	0.00	(1,069.46)
Bingo Industries Limited	0.00	64.21
Commonwealth Bank Of Australia.	0.00	(2,202.95)
Commonwealth Bank Of Australia.	(255.08)	0.00
Commonwealth Bank Of Australia.	0.00	(277.89)
Commonwealth Bank Of Australia.	0.00	312.39
Endeavour Group Limited	0.00	2,755.89
Insurance Australia Group Limited	(1,409.20)	0.00
Suncorp Group Limited	0.00	(324.07)
Woodside Petroleum Ltd	0.00	(23.35)
	(1,664.28)	(10,849.99)
Shares in Listed Companies (Overseas)		
3M Co.	0.00	586.79
Costco Wholesale Corp	0.00	3,278.92
Facebook Inc - Ordinary Shares - Class A	0.00	(1,988.28)
	0.00	1,877.43
Stapled Securities		
Sydney Airport	0.00	4,724.66
	0.00	4,724.66
Total Realised Movement	(1,617.28)	(6,507.35)
Changes in Market Values	142,164.06	(57,814.16)
Note 17: Income Tax Expense		
	2023	2022
The components of tax expense comprise	\$	\$
Current Tax	(5,729.62)	(9,370.87)

Refer to compilation report

Notes to the Financial Statements

For the year ended 30 June 2023

Deferred Tax Liability/Asset	8,846.91	(3,463.35)
Income Tax Expense	3,117.29	(12,834.22)

The prima facie tax on benefits accrued before income tax is reconciled to the income tax as follows:

Prima facie tax payable on benefits accrued before income tax at 15%	27,262.38	(7,542.50)
--	-----------	------------

Less:

Tax effect of:

Non Taxable Contributions	35.25	0.00
Increase in MV of Investments	21,567.20	0.00
Exempt Pension Income	3,478.20	3,166.35
Realised Accounting Capital Gains	(242.59)	(976.10)
Accounting Trust Distributions	1,398.22	1,131.76

Add:

Tax effect of:

Decrease in MV of Investments	0.00	7,696.02
SMSF Non-Deductible Expenses	786.90	1,248.45
Pension Payments	2,542.50	2,196.00
Franking Credits	1,799.24	1,704.71
Foreign Credits	191.37	175.06
Taxable Trust Distributions	643.25	467.58
Distributed Foreign Income	28.57	52.24
Rounding	0.12	6.90
Income Tax on Taxable Income or Loss	7,018.05	2,682.45

Less credits:

Franking Credits	11,994.95	11,364.74
Foreign Credits	752.72	688.58

Current Tax or Refund	(5,729.62)	(9,370.87)
-----------------------	------------	------------

Signature as prescribed in tax return

Self-managed superannuation fund annual return **2023**

Who should complete this annual return?

Only self-managed superannuation funds (SMSFs) can complete this annual return. All other funds must complete the *Fund income tax return 2023* (NAT 71287).

- !** The *Self-managed superannuation fund annual return instructions 2023* (NAT 71606) (the instructions) can assist you to complete this annual return.
- The SMSF annual return cannot be used to notify us of a change in fund membership. You must update fund details via ABR.gov.au or complete the Change of details for superannuation entities form (NAT 3036).

To complete this annual return

- Print clearly, using a BLACK pen only.
- Use BLOCK LETTERS and print one character per box.

S	M	I	T	H	S	T				
---	---	---	---	---	---	---	--	--	--	--

- Place in ALL applicable boxes.

➤ Postal address for annual returns:

Australian Taxation Office
GPO Box 9845
[insert the name and postcode
of your capital city]

For example;

Australian Taxation Office
GPO Box 9845
SYDNEY NSW 2001

Section A: Fund information

1 Tax file number (TFN)

➤ To assist processing, write the fund's TFN at the top of pages 3, 5, 7, 9 and 11.

- !** The ATO is authorised by law to request your TFN. You are not obliged to quote your TFN but not quoting it could increase the chance of delay or error in processing your annual return. See the Privacy note in the Declaration.

2 Name of self-managed superannuation fund (SMSF)

R&B McDougall Superannuation Fund

3 Australian business number (ABN) (if applicable)

4 Current postal address

Unit 5

113 Darling St, PO Box 424

Suburb/town

Dubbo

State/territory

NSW

Postcode

2830

5 Annual return status

Is this an amendment to the SMSF's 2023 return? **A** No Yes

Is this the first required return for a newly registered SMSF? **B** No Yes

Signature as prescribed in tax return

Tax File Number

532785940

6 SMSF auditor

Auditor's name

Title: Mr Mrs Miss Ms Other

Family name

Boys

First given name

Anthony William

Other given names

SMSF Auditor Number

100014140

Auditor's phone number

61410712708

Postal address

PO Box 3376

Suburb/town

Rundle Mall

State/territory

SA

Postcode

5000

Date audit was completed

A

Was Part A of the audit report qualified?

B No

Yes

Was Part B of the audit report qualified?

C No

Yes

If Part B of the audit report was qualified, have the reported issues been rectified?

D No

Yes

7 Electronic funds transfer (EFT)

We need your self-managed super fund's financial institution details to pay any super payments and tax refunds owing to you.

A Fund's financial institution account details

This account is used for super contributions and rollovers. Do not provide a tax agent account here.

Fund BSB number

182512

Fund account number

968403154

Fund account name

R&B McDougall Superannuation Fund

I would like my tax refunds made to this account. Go to C.

B Financial institution account details for tax refunds

This account is used for tax refunds. You can provide a tax agent account here.

BSB number

Account number

Account name

C Electronic service address alias

Provide the electronic service address alias (ESA) issued by your SMSF messaging provider. (For example, SMSFdataESAAlias). See instructions for more information.

BGLSF360

Signature as prescribed in tax return

Tax File Number

532785940

8 Status of SMSF

Australian superannuation fund

A No Yes

Fund benefit structure **B** **A** Code

Does the fund trust deed allow acceptance of the Government's Super Co-contribution and Low Income Super Amounts?

C No Yes

9 Was the fund wound up during the income year?

No Yes If yes, provide the date on which the fund was wound up

Day

Month

Year

Have all tax lodgment and payment obligations been met?

No Yes

10 Exempt current pension income

Did the fund pay retirement phase superannuation income stream benefits to one or more members in the income year?

To claim a tax exemption for current pension income, you must pay at least the minimum benefit payment under the law. Record exempt current pension income at Label **A**.

No Go to Section B: Income.

Yes Exempt current pension income amount **A** \$ 23,188

Which method did you use to calculate your exempt current pension income?

Segregated assets method **B**

Unsegregated assets method **C** Was an actuarial certificate obtained? **D** Yes

Did the fund have any other income that was assessable?

E Yes Go to Section B: Income.

No Choosing 'No' means that you do not have any assessable income, including no-TFN quoted contributions. Go to Section C: Deductions and non-deductible expenses. (Do **not** complete Section B: Income.)

If you are entitled to claim any tax offsets, you can list these at Section D: Income tax calculation statement.

Signature as prescribed in tax return

Tax File Number **532785940**

Section B: Income

Do not complete this section if all superannuation interests in the SMSF were supporting superannuation income streams in the retirement phase for the **entire year**, there was **no** other income that was assessable, and you **have not** realised a deferred notional gain. If you are entitled to claim any tax offsets, you can record these at Section D: Income tax calculation statement.

11 Income

Did you have a capital gains tax (CGT) event during the year?

G No Yes

If the total capital loss or total capital gain is greater than \$10,000 or you elected to use the transitional CGT relief in 2017 and the deferred notional gain has been realised, complete and attach a *Capital gains tax (CGT) schedule 2023*.

Have you applied an exemption or rollover?

M No Yes

Code

Net capital gain **A** \$

Gross rent and other leasing and hiring income **B** \$

Gross interest **C** \$

Forestry managed investment scheme income **X** \$

Gross foreign income	D1 \$ <input type="text" value="5,257"/>	Net foreign income	D \$ <input type="text" value="5,257"/>	Loss <input type="checkbox"/>
----------------------	---	--------------------	--	-------------------------------

Australian franking credits from a New Zealand company **E** \$

Transfers from foreign funds **F** \$ Number

Gross payments where ABN not quoted **H** \$

Gross distribution from partnerships **I** \$ Loss

*Unfranked dividend amount **J** \$

*Franked dividend amount **K** \$

*Dividend franking credit **L** \$

*Gross trust distributions **M** \$ Code

Calculation of assessable contributions	
Assessable employer contributions	R1 \$ <input type="text"/>
plus Assessable personal contributions	R2 \$ <input type="text" value="27,500"/>
plus **No-TFN-quoted contributions	R3 \$ <input type="text" value="0"/>
<i>(an amount must be included even if it is zero)</i>	
less Transfer of liability to life insurance company or PST	R6 \$ <input type="text"/>

Assessable contributions
(**R1** plus **R2** plus **R3** less **R6**) **R** \$

Calculation of non-arm's length income	
*Net non-arm's length private company dividends	U1 \$ <input type="text"/>
plus *Net non-arm's length trust distributions	U2 \$ <input type="text"/>
plus *Net other non-arm's length income	U3 \$ <input type="text"/>

*Other income **S** \$ Code

*Assessable income due to changed tax status of fund **T** \$

Net non-arm's length income
(subject to 45% tax rate)
(**U1** plus **U2** plus **U3**) **U** \$

#This is a mandatory label.

*If an amount is entered at this label, check the instructions to ensure the correct tax treatment has been applied.

GROSS INCOME (Sum of labels **A** to **U**) **W** \$ Loss

Exempt current pension income **Y** \$

TOTAL ASSESSABLE INCOME (**W** less **Y**) **V** \$ Loss

Signature as prescribed in tax return

Tax File Number

532785940

Section C: Deductions and non-deductible expenses

12 Deductions and non-deductible expenses

- Under 'Deductions' list all expenses and allowances you are entitled to claim a deduction for. Under 'Non-deductible expenses', list all other expenses or normally allowable deductions that you cannot claim as a deduction (for example, all expenses related to exempt current pension income should be recorded in the 'Non-deductible expenses' column).

DEDUCTIONS		NON-DEDUCTIBLE EXPENSES	
Interest expenses within Australia	A1 \$ <input type="text"/>	A2 \$ <input type="text"/>	
Interest expenses overseas	B1 \$ <input type="text"/>	B2 \$ <input type="text"/>	
Capital works expenditure	D1 \$ <input type="text"/>	D2 \$ <input type="text"/>	
Decline in value of depreciating assets	E1 \$ <input type="text"/>	E2 \$ <input type="text"/>	
Insurance premiums – members	F1 \$ <input type="text"/>	F2 \$ <input type="text"/>	
SMSF auditor fee	H1 \$ <input type="text" value="279"/>	H2 \$ <input type="text" value="105"/>	
Investment expenses	I1 \$ <input type="text"/>	I2 \$ <input type="text"/>	
Management and administration expenses	J1 \$ <input type="text" value="12,528"/>	J2 \$ <input type="text" value="4,655"/>	
Forestry managed investment scheme expense	U1 \$ <input type="text"/>	U2 \$ <input type="text"/>	
Other amounts	L1 \$ <input type="text" value="1,281"/>	L2 \$ <input type="text" value="486"/>	
Tax losses deducted	M1 \$ <input type="text"/>		

TOTAL DEDUCTIONS
N \$
 (Total **A1** to **M1**)

TOTAL NON-DEDUCTIBLE EXPENSES
Y \$
 (Total **A2** to **L2**)

#TAXABLE INCOME OR LOSS Loss
O \$
 (TOTAL ASSESSABLE INCOME less TOTAL DEDUCTIONS)

TOTAL SMSF EXPENSES
Z \$
 (N plus Y)

#This is a mandatory label.

Signature as prescribed in tax return

Tax File Number

532785940

Section D: Income tax calculation statement**#Important:**

Section B label **R3**, Section C label **O** and Section D labels **A, T1, J, T5** and **I** are mandatory. If you leave these labels blank, you will have specified a zero amount.

13 Calculation statement

Please refer to the *Self-managed superannuation fund annual return instructions 2023* on how to complete the calculation statement.

#Taxable income **A** \$ *(an amount must be included even if it is zero)*#Tax on taxable income **T1** \$ *(an amount must be included even if it is zero)*#Tax on no-TFN-quoted contributions **J** \$ *(an amount must be included even if it is zero)*Gross tax **B** \$ *(T1 plus J)*

Foreign income tax offset

C1 \$

Rebates and tax offsets

C2 \$

Non-refundable non-carry forward tax offsets

C \$ *(C1 plus C2)*

SUBTOTAL 1

T2 \$ *(B less C – cannot be less than zero)*

Early stage venture capital limited partnership tax offset

D1 \$

Early stage venture capital limited partnership tax offset carried forward from previous year

D2 \$

Early stage investor tax offset

D3 \$

Early stage investor tax offset carried forward from previous year

D4 \$

Non-refundable carry forward tax offsets

D \$ *(D1 plus D2 plus D3 plus D4)*

SUBTOTAL 2

T3 \$ *(T2 less D – cannot be less than zero)*

Complying fund's franking credits tax offset

E1 \$

No-TFN tax offset

E2 \$

National rental affordability scheme tax offset

E3 \$

Exploration credit tax offset

E4 \$

Refundable tax offsets

E \$ *(E1 plus E2 plus E3 plus E4)*#TAX PAYABLE **T5** \$ *(T3 less E – cannot be less than zero)*

Section 102AAM interest charge

G \$

Signature as prescribed in tax return

Tax File Number

532785940

H2	Credit for tax withheld – foreign resident withholding (excluding capital gains)	<input type="text"/>	
H3	Credit for tax withheld – where ABN or TFN not quoted (non-individual)	<input type="text"/>	
H5	Credit for TFN amounts withheld from payments from closely held trusts	<input type="text" value="0.00"/>	
H6	Credit for interest on no-TFN tax offset	<input type="text"/>	
H8	Credit for foreign resident capital gains withholding amounts	<input type="text" value="0.00"/>	
	Eligible credits		H
		<input type="text"/>	
			<i>(H2 plus H3 plus H5 plus H6 plus H8)</i>

#Tax offset refunds (Remainder of refundable tax offsets)	I	<input type="text" value="5,729.62"/>
		<i>(unused amount from label E – an amount must be included even if it is zero)</i>

PAYG instalments raised

K \$

Supervisory levy

L \$

Supervisory levy adjustment for wound up funds

M \$

Supervisory levy adjustment for new funds

N \$

AMOUNT DUE OR REFUNDABLE A positive amount at S is what you owe, while a negative amount is refundable to you.	S	<input type="text" value="-5,470.62"/>
		<i>(T5 plus G less H less I less K plus L less M plus N)</i>

#This is a mandatory label.

Section E: Losses

14 Losses

! If total loss is greater than \$100,000, complete and attach a *Losses schedule 2023*.

Tax losses carried forward to later income years	U	<input type="text"/>
Net capital losses carried forward to later income years	V	<input type="text" value="1,711"/>

Signature as prescribed in tax return

Tax File Number

532785940

Section F: Member information

MEMBER 1

Title: Mr Mrs Miss Ms Other

Family name

McDougall

First given name

Bruce

Other given names

Member's TFN

See the Privacy note in the Declaration.

140271111

Date of birth

Day Month Year

30/09/1952

Contributions

OPENING ACCOUNT BALANCE \$

Refer to instructions for completing these labels.

Employer contributions

A \$

ABN of principal employer

A1

Personal contributions

B \$

CGT small business retirement exemption

C \$

CGT small business 15-year exemption amount

D \$

Personal injury election

E \$

Spouse and child contributions

F \$

Other third party contributions

G \$

Proceeds from primary residence disposal

H \$

H1 Receipt date / /

Assessable foreign superannuation fund amount

I \$

Non-assessable foreign superannuation fund amount

J \$

Transfer from reserve: assessable amount

K \$

Transfer from reserve: non-assessable amount

L \$

Contributions from non-complying funds and previously non-complying funds

T \$

Any other contributions (including Super Co-contributions and Low Income Super Amounts)

M \$

TOTAL CONTRIBUTIONS

N \$

(Sum of labels A to M)

Other transactions

Accumulation phase account balance

S1 \$ 0.00

Retirement phase account balance - Non CDBIS

S2 \$ 0.00

Retirement phase account balance - CDBIS

S3 \$ 0.00

0 TRIS Count

CLOSING ACCOUNT BALANCE

S \$

(S1 plus S2 plus S3)

Allocated earnings or losses

O \$

Loss

Inward rollovers and transfers

P \$

Outward rollovers and transfers

Q \$

Lump Sum payments

R1 \$

Code

Income stream payments

R2 \$

Code

Accumulation phase value

X1 \$

Retirement phase value

X2 \$

Outstanding limited recourse borrowing arrangement amount

Y \$

Signature as prescribed in tax return

Tax File Number

MEMBER 2

Title: Mr Mrs Miss Ms Other

Family name

First given name Other given names

Member's TFN See the Privacy note in the Declaration.

Date of birth Day Month Year

Contributions

OPENING ACCOUNT BALANCE \$

! Refer to instructions for completing these labels.

Employer contributions
A \$

ABN of principal employer
A1

Personal contributions
B \$

CGT small business retirement exemption
C \$

CGT small business 15-year exemption amount
D \$

Personal injury election
E \$

Spouse and child contributions
F \$

Other third party contributions
G \$

Proceeds from primary residence disposal
H \$

H1 Receipt date / / Day Month Year

Assessable foreign superannuation fund amount
I \$

Non-assessable foreign superannuation fund amount
J \$

Transfer from reserve: assessable amount
K \$

Transfer from reserve: non-assessable amount
L \$

Contributions from non-complying funds and previously non-complying funds
T \$

Any other contributions (including Super Co-contributions and Low Income Super Amounts)
M \$

TOTAL CONTRIBUTIONS N \$
(Sum of labels **A** to **M**)

Other transactions

Accumulation phase account balance
S1 \$

Retirement phase account balance - Non CDBIS
S2 \$

Retirement phase account balance - CDBIS
S3 \$

TRIS Count

CLOSING ACCOUNT BALANCE S \$
(**S1 plus S2 plus S3**)

Allocated earnings or losses
O \$ Loss

Inward rollovers and transfers
P \$

Outward rollovers and transfers
Q \$

Lump Sum payments
R1 \$ Code

Income stream payments
R2 \$ Code

Accumulation phase value **X1 \$**

Retirement phase value **X2 \$**

Outstanding limited recourse borrowing arrangement amount **Y \$**

Signature as prescribed in tax return

Tax File Number

532785940

MEMBER 3

Title: Mr Mrs Miss Ms Other

Family name

First given name

Other given names

Member's TFN

See the Privacy note in the Declaration.

Date of birth

Day Month Year

Contributions

OPENING ACCOUNT BALANCE \$

i Refer to instructions for completing these labels.

Employer contributions

A \$

ABN of principal employer

A1

Personal contributions

B \$

CGT small business retirement exemption

C \$

CGT small business 15-year exemption amount

D \$

Personal injury election

E \$

Spouse and child contributions

F \$

Other third party contributions

G \$

Proceeds from primary residence disposal

H \$

Day Month Year

H1 Receipt date / /

Assessable foreign superannuation fund amount

I \$

Non-assessable foreign superannuation fund amount

J \$

Transfer from reserve: assessable amount

K \$

Transfer from reserve: non-assessable amount

L \$

Contributions from non-complying funds and previously non-complying funds

T \$

Any other contributions (including Super Co-contributions and Low Income Super Amounts)

M \$

TOTAL CONTRIBUTIONS

N \$

(Sum of labels **A** to **M**)

Other transactions

Accumulation phase account balance

S1 \$

Retirement phase account balance - Non CDBIS

S2 \$

Retirement phase account balance - CDBIS

S3 \$

TRIS Count

CLOSING ACCOUNT BALANCE

S \$

(**S1** plus **S2** plus **S3**)

Allocated earnings or losses

O \$

Loss

Inward rollovers and transfers

P \$

Outward rollovers and transfers

Q \$

Lump Sum payments

R1 \$

Code

Income stream payments

R2 \$

Code

Accumulation phase value **X1** \$

Retirement phase value **X2** \$

Outstanding limited recourse borrowing arrangement amount

Y \$

Signature as prescribed in tax return

Tax File Number

532785940

MEMBER 4

Title: Mr Mrs Miss Ms Other

Family name

First given name

Other given names

Member's TFN

See the Privacy note in the Declaration.

Date of birth

Day Month Year

Contributions

OPENING ACCOUNT BALANCE \$

Refer to instructions for completing these labels.

Employer contributions
A \$

ABN of principal employer
A1

Personal contributions
B \$

CGT small business retirement exemption
C \$

CGT small business 15-year exemption amount
D \$

Personal injury election
E \$

Spouse and child contributions
F \$

Other third party contributions
G \$

Proceeds from primary residence disposal
H \$

H1 Receipt date / /

Assessable foreign superannuation fund amount
I \$

Non-assessable foreign superannuation fund amount
J \$

Transfer from reserve: assessable amount
K \$

Transfer from reserve: non-assessable amount
L \$

Contributions from non-complying funds and previously non-complying funds
T \$

Any other contributions (including Super Co-contributions and Low Income Super Amounts)
M \$

TOTAL CONTRIBUTIONS

N \$
(Sum of labels A to M)

Other transactions

Accumulation phase account balance
S1 \$

Retirement phase account balance - Non CDBIS
S2 \$

Retirement phase account balance - CDBIS
S3 \$

TRIS Count

CLOSING ACCOUNT BALANCE

S \$
(S1 plus S2 plus S3)

Allocated earnings or losses
O \$ Loss

Inward rollovers and transfers
P \$

Outward rollovers and transfers
Q \$

Lump Sum payments
R1 \$ Code

Income stream payments
R2 \$ Code

Accumulation phase value X1 \$

Retirement phase value X2 \$

Outstanding limited recourse borrowing arrangement amount Y \$

Signature as prescribed in tax return

Tax File Number

MEMBER 5

Title: Mr Mrs Miss Ms Other

Family name

First given name Other given names

Member's TFN See the Privacy note in the Declaration. Date of birth

Contributions OPENING ACCOUNT BALANCE \$

i Refer to instructions for completing these labels.

Employer contributions
A \$

ABN of principal employer
A1

Personal contributions
B \$

CGT small business retirement exemption
C \$

CGT small business 15-year exemption amount
D \$

Personal injury election
E \$

Spouse and child contributions
F \$

Other third party contributions
G \$

Proceeds from primary residence disposal
H \$

H1 Receipt date / /

Assessable foreign superannuation fund amount
I \$

Non-assessable foreign superannuation fund amount
J \$

Transfer from reserve: assessable amount
K \$

Transfer from reserve: non-assessable amount
L \$

Contributions from non-complying funds and previously non-complying funds
T \$

Any other contributions (including Super Co-contributions and Low Income Super Amounts)
M \$

TOTAL CONTRIBUTIONS N \$
(Sum of labels **A** to **M**)

Other transactions

Accumulation phase account balance
S1 \$

Retirement phase account balance - Non CDBIS
S2 \$

Retirement phase account balance - CDBIS
S3 \$

TRIS Count

CLOSING ACCOUNT BALANCE S \$
(**S1** plus **S2** plus **S3**)

Allocated earnings or losses
O \$ Loss

Inward rollovers and transfers
P \$

Outward rollovers and transfers
Q \$

Lump Sum payments
R1 \$ Code

Income stream payments
R2 \$ Code

Accumulation phase value **X1** \$

Retirement phase value **X2** \$

Outstanding limited recourse borrowing arrangement amount **Y** \$

Signature as prescribed in tax return

Tax File Number

532785940

MEMBER 6

Title: Mr Mrs Miss Ms Other

Family name

First given name

Other given names

Member's TFN

See the Privacy note in the Declaration.

Date of birth

Day Month Year

Contributions

OPENING ACCOUNT BALANCE \$

Refer to instructions for completing these labels.

Employer contributions
A \$

ABN of principal employer
A1

Personal contributions
B \$

CGT small business retirement exemption
C \$

CGT small business 15-year exemption amount
D \$

Personal injury election
E \$

Spouse and child contributions
F \$

Other third party contributions
G \$

Proceeds from primary residence disposal
H \$

H1 Receipt date / /

Assessable foreign superannuation fund amount
I \$

Non-assessable foreign superannuation fund amount
J \$

Transfer from reserve: assessable amount
K \$

Transfer from reserve: non-assessable amount
L \$

Contributions from non-complying funds and previously non-complying funds
T \$

Any other contributions (including Super Co-contributions and Low Income Super Amounts)
M \$

TOTAL CONTRIBUTIONS

N \$
(Sum of labels A to M)

Other transactions

Accumulation phase account balance
S1 \$

Retirement phase account balance - Non CDBIS
S2 \$

Retirement phase account balance - CDBIS
S3 \$

TRIS Count

CLOSING ACCOUNT BALANCE

S \$
(S1 plus S2 plus S3)

Allocated earnings or losses
O \$

Loss

Inward rollovers and transfers
P \$

Outward rollovers and transfers
Q \$

Lump Sum payments
R1 \$

Code

Income stream payments
R2 \$

Code

Accumulation phase value X1 \$

Retirement phase value X2 \$

Outstanding limited recourse borrowing arrangement amount Y \$

Signature as prescribed in tax return

Tax File Number 532785940

Section G: Supplementary member information

MEMBER 7

Title: Mr Mrs Miss Ms Other

Account status Code

Family name

First given name

Other given names

Member's TFN
See the Privacy note in the Declaration.

Date of birth
Day Month Year

If deceased, date of death
Day Month Year

Contributions

OPENING ACCOUNT BALANCE \$

i Refer to instructions for completing these labels.

Employer contributions
A \$

ABN of principal employer
A1

Personal contributions
B \$

CGT small business retirement exemption
C \$

CGT small business 15-year exemption amount
D \$

Personal injury election
E \$

Spouse and child contributions
F \$

Other third party contributions
G \$

Proceeds from primary residence disposal
H \$

Receipt date
Day Month Year
H1

Assessable foreign superannuation fund amount
I \$

Non-assessable foreign superannuation fund amount
J \$

Transfer from reserve: assessable amount
K \$

Transfer from reserve: non-assessable amount
L \$

Contributions from non-complying funds and previously non-complying funds
T \$

Any other contributions (including Super Co-contributions and Low Income Super Amounts)
M \$

TOTAL CONTRIBUTIONS N \$
(Sum of labels **A** to **M**)

Other transactions

Accumulation phase account balance
S1 \$

Retirement phase account balance - Non CDBIS
S2 \$

Retirement phase account balance - CDBIS
S3 \$

TRIS Count

CLOSING ACCOUNT BALANCE S \$
(**S1** plus **S2** plus **S3**)

Allocated earnings or losses
O \$ Loss

Inward rollovers and transfers
P \$

Outward rollovers and transfers
Q \$

Lump Sum payments
R1 \$ Code

Income stream payments
R2 \$ Code

Accumulation phase value **X1** \$

Retirement phase value **X2** \$

Outstanding limited recourse borrowing arrangement amount **Y** \$

Signature as prescribed in tax return

Tax File Number

532785940

MEMBER 8

Title: Mr Mrs Miss Ms Other

Account status

Code

Family name

First given name

Other given names

Member's TFN

See the Privacy note in the Declaration.

Date of birth

Day Month Year

If deceased, date of death

Day / Month / Year

Contributions

OPENING ACCOUNT BALANCE \$

I Refer to instructions for completing these labels.

A Employer contributions \$

A1 ABN of principal employer

B Personal contributions \$

C CGT small business retirement exemption \$

D CGT small business 15-year exemption amount \$

E Personal injury election \$

F Spouse and child contributions \$

G Other third party contributions \$

H Proceeds from primary residence disposal \$

H1 Receipt date Day / Month / Year

I Assessable foreign superannuation fund amount \$

J Non-assessable foreign superannuation fund amount \$

K Transfer from reserve: assessable amount \$

L Transfer from reserve: non-assessable amount \$

T Contributions from non-complying funds and previously non-complying funds \$

M Any other contributions (including Super Co-contributions and Low Income Super Amounts) \$

TOTAL CONTRIBUTIONS N \$
(Sum of labels **A** to **M**)

Other transactions

S1 Accumulation phase account balance \$

S2 Retirement phase account balance - Non CDBIS \$

S3 Retirement phase account balance - CDBIS \$

TRIS Count

CLOSING ACCOUNT BALANCE S \$
(**S1** plus **S2** plus **S3**)

O Allocated earnings or losses \$

Loss

P Inward rollovers and transfers \$

Q Outward rollovers and transfers \$

R1 Lump Sum payments \$

Code

R2 Income stream payments \$

Code

Accumulation phase value **X1** \$

Retirement phase value **X2** \$

Outstanding limited recourse borrowing arrangement amount **Y** \$

Signature as prescribed in tax return

Tax File Number 532785940

MEMBER 9

Title: Mr Mrs Miss Ms Other

Account status

Code

Family name

First given name

Other given names

Member's TFN

See the Privacy note in the Declaration.

Date of birth

Day Month Year

If deceased, date of death

Day / Month / Year

Contributions

OPENING ACCOUNT BALANCE \$

Refer to instructions for completing these labels.

A \$ Employer contributions

A1 ABN of principal employer

B \$ Personal contributions

C \$ CGT small business retirement exemption

D \$ CGT small business 15-year exemption amount

E \$ Personal injury election

F \$ Spouse and child contributions

G \$ Other third party contributions

H \$ Proceeds from primary residence disposal

H1 Receipt date / /

I \$ Assessable foreign superannuation fund amount

J \$ Non-assessable foreign superannuation fund amount

K \$ Transfer from reserve: assessable amount

L \$ Transfer from reserve: non-assessable amount

T \$ Contributions from non-complying funds and previously non-complying funds

M \$ Any other contributions (including Super Co-contributions and Low Income Super Amounts)

TOTAL CONTRIBUTIONS N \$ (Sum of labels A to M)

Other transactions

S1 \$ Accumulation phase account balance

S2 \$ Retirement phase account balance - Non CDBIS

S3 \$ Retirement phase account balance - CDBIS

TRIS Count

O \$ Allocated earnings or losses

Loss

P \$ Inward rollovers and transfers

Q \$ Outward rollovers and transfers

R1 \$ Lump Sum payments

Code

R2 \$ Income stream payments

Code

CLOSING ACCOUNT BALANCE S \$ (S1 plus S2 plus S3)

Accumulation phase value X1 \$

Retirement phase value X2 \$

Outstanding limited recourse borrowing arrangement amount Y \$

Signature as prescribed in tax return

Tax File Number

532785940

MEMBER 10

Title: Mr Mrs Miss Ms Other

Account status

Code

Family name

First given name

Other given names

Member's TFN

See the Privacy note in the Declaration.

Date of birth

Day Month Year

If deceased, date of death

Day / Month / Year

Contributions

OPENING ACCOUNT BALANCE \$

Refer to instructions for completing these labels.

A \$ Employer contributions

A1 ABN of principal employer

B \$ Personal contributions

C \$ CGT small business retirement exemption

D \$ CGT small business 15-year exemption amount

E \$ Personal injury election

F \$ Spouse and child contributions

G \$ Other third party contributions

H \$ Proceeds from primary residence disposal

H1 Receipt date / /

I \$ Assessable foreign superannuation fund amount

J \$ Non-assessable foreign superannuation fund amount

K \$ Transfer from reserve: assessable amount

L \$ Transfer from reserve: non-assessable amount

T \$ Contributions from non-complying funds and previously non-complying funds

M \$ Any other contributions (including Super Co-contributions and Low Income Super Amounts)

TOTAL CONTRIBUTIONS N \$ (Sum of labels A to M)

Other transactions

S1 \$ Accumulation phase account balance

S2 \$ Retirement phase account balance - Non CDBIS

S3 \$ Retirement phase account balance - CDBIS

TRIS Count

CLOSING ACCOUNT BALANCE S \$ (S1 plus S2 plus S3)

O \$ Allocated earnings or losses

P \$ Inward rollovers and transfers

Q \$ Outward rollovers and transfers

R1 \$ Lump Sum payments

R2 \$ Income stream payments

Loss

Code

Code

Accumulation phase value X1 \$

Retirement phase value X2 \$

Outstanding limited recourse borrowing arrangement amount Y \$

Signature as prescribed in tax return

Tax File Number 532785940

MEMBER 11

Title: Mr Mrs Miss Ms Other

Account status Code

Family name

First given name

Other given names

Member's TFN See the Privacy note in the Declaration.

Date of birth Day Month Year

If deceased, date of death Day Month Year

Contributions

OPENING ACCOUNT BALANCE \$

Refer to instructions for completing these labels.

A \$ Employer contributions

A1 ABN of principal employer

B \$ Personal contributions

C \$ CGT small business retirement exemption

D \$ CGT small business 15-year exemption amount

E \$ Personal injury election

F \$ Spouse and child contributions

G \$ Other third party contributions

H \$ Proceeds from primary residence disposal

H1 Receipt date Day Month Year

I \$ Assessable foreign superannuation fund amount

J \$ Non-assessable foreign superannuation fund amount

K \$ Transfer from reserve: assessable amount

L \$ Transfer from reserve: non-assessable amount

T \$ Contributions from non-complying funds and previously non-complying funds

M \$ Any other contributions (including Super Co-contributions and Low Income Super Amounts)

TOTAL CONTRIBUTIONS N \$ (Sum of labels A to M)

Other transactions

S1 \$ Accumulation phase account balance

S2 \$ Retirement phase account balance - Non CDBIS

S3 \$ Retirement phase account balance - CDBIS

TRIS Count

CLOSING ACCOUNT BALANCE S \$ (S1 plus S2 plus S3)

O \$ Allocated earnings or losses Loss

P \$ Inward rollovers and transfers

Q \$ Outward rollovers and transfers

R1 \$ Lump Sum payments Code

R2 \$ Income stream payments Code

Accumulation phase value X1 \$

Retirement phase value X2 \$

Outstanding limited recourse borrowing arrangement amount Y \$

Signature as prescribed in tax return

Tax File Number

532785940

MEMBER 12

Title: Mr Mrs Miss Ms Other

Account status

Code

Family name

First given name

Other given names

Member's TFN

See the Privacy note in the Declaration.

Date of birth

Day Month Year

If deceased, date of death

Day / Month / Year

Contributions

OPENING ACCOUNT BALANCE \$

Refer to instructions for completing these labels.

A \$ Employer contributions

A1 ABN of principal employer

B \$ Personal contributions

C \$ CGT small business retirement exemption

D \$ CGT small business 15-year exemption amount

E \$ Personal injury election

F \$ Spouse and child contributions

G \$ Other third party contributions

H \$ Proceeds from primary residence disposal

H1 Receipt date / /

I \$ Assessable foreign superannuation fund amount

J \$ Non-assessable foreign superannuation fund amount

K \$ Transfer from reserve: assessable amount

L \$ Transfer from reserve: non-assessable amount

T \$ Contributions from non-complying funds and previously non-complying funds

M \$ Any other contributions (including Super Co-contributions and Low Income Super Amounts)

TOTAL CONTRIBUTIONS N \$ (Sum of labels A to M)

Other transactions

S1 \$ Accumulation phase account balance

S2 \$ Retirement phase account balance - Non CDBIS

S3 \$ Retirement phase account balance - CDBIS

TRIS Count

CLOSING ACCOUNT BALANCE S \$ (S1 plus S2 plus S3)

O \$ Allocated earnings or losses

Loss

P \$ Inward rollovers and transfers

Q \$ Outward rollovers and transfers

R1 \$ Lump Sum payments

Code

R2 \$ Income stream payments

Code

Accumulation phase value X1 \$

Retirement phase value X2 \$

Outstanding limited recourse borrowing arrangement amount Y \$

Signature as prescribed in tax return

Tax File Number 532785940

Section H: Assets and liabilities

15 ASSETS

15a Australian managed investments

Listed trusts **A** \$

Unlisted trusts **B** \$

Insurance policy **C** \$

Other managed investments **D** \$

15b Australian direct investments

Cash and term deposits **E** \$

Limited recourse borrowing arrangements Australian residential real property J1 \$ <input type="text"/> Australian non-residential real property J2 \$ <input type="text"/> Overseas real property J3 \$ <input type="text"/> Australian shares J4 \$ <input type="text"/> Overseas shares J5 \$ <input type="text"/> Other J6 \$ <input type="text"/> Property count J7 <input type="text"/>	Debt securities F \$ <input type="text" value="5"/>
	Loans G \$ <input type="text"/>
	Listed shares H \$ <input type="text" value="795,640"/>
	Unlisted shares I \$ <input type="text" value="300,000"/>
	Limited recourse borrowing arrangements J \$ <input type="text"/>
	Non-residential real property K \$ <input type="text"/>
	Residential real property L \$ <input type="text"/>
Collectables and personal use assets M \$ <input type="text"/>	
Other assets O \$ <input type="text" value="11,434"/>	

15c Other investments

Crypto-Currency **N** \$

15d Overseas direct investments

Overseas shares **P** \$

Overseas non-residential real property **Q** \$

Overseas residential real property **R** \$

Overseas managed investments **S** \$

Other overseas assets **T** \$

TOTAL AUSTRALIAN AND OVERSEAS ASSETS **U** \$
 (Sum of labels **A** to **T**)

15e In-house assets

Did the fund have a loan to, lease to or investment in, related parties (known as in-house assets) at the end of the income year? **A** No Yes \$

Signature as prescribed in tax return

Tax File Number

15f Limited recourse borrowing arrangements

If the fund had an LRBA were the LRBA borrowings from a licensed financial institution? **A** No Yes

Did the members or related parties of the fund use personal guarantees or other security for the LRBA? **B** No Yes

16 LIABILITIES

Borrowings for limited recourse borrowing arrangements	V1 \$	<input type="text"/>
Permissible temporary borrowings	V2 \$	<input type="text"/>
Other borrowings	V3 \$	<input type="text"/>
Borrowings		V \$ <input type="text"/>
Total member closing account balances (total of all CLOSING ACCOUNT BALANCES from Sections F and G)		W \$ <input type="text" value="1,823,225"/>
Reserve accounts		X \$ <input type="text"/>
Other liabilities		Y \$ <input type="text" value="9,757"/>
TOTAL LIABILITIES		Z \$ <input type="text" value="1,832,982"/>

Section I: Taxation of financial arrangements

17 Taxation of financial arrangements (TOFA)

Total TOFA gains **H** \$

Total TOFA losses **I** \$

Section J: Other information

Family trust election status

If the trust or fund has made, or is making, a family trust election, write the four-digit **income year specified** of the election (for example, for the 2022–23 income year, write 2023). **A**

If revoking or varying a family trust election, print **R** for revoke or print **V** for variation, and complete and attach the *Family trust election, revocation or variation 2023*. **B**

Interposed entity election status

If the trust or fund has an existing election, write the earliest income year specified. If the trust or fund is making one or more elections this year, write the earliest income year being specified and complete an *Interposed entity election or revocation 2023* for each election. **C**

If revoking an interposed entity election, print **R**, and complete and attach the *Interposed entity election or revocation 2023*. **D**

Signature as prescribed in tax return

Tax File Number

532785940

Section K: Declarations

 Penalties may be imposed for false or misleading information in addition to penalties relating to any tax shortfalls.

Important

Before making this declaration check to ensure that all income has been disclosed and the annual return, all attached schedules and any additional documents are true and correct in every detail. If you leave labels blank, you will have specified a zero amount or the label was not applicable to you. If you are in doubt about any aspect of the annual return, place all the facts before the ATO.

Privacy

The ATO is authorised by the *Taxation Administration Act 1953* to request the provision of tax file numbers (TFNs). We will use the TFN to identify the entity in our records. It is not an offence not to provide the TFN. However if you do not provide the TFN, the processing of this form may be delayed.

Taxation law authorises the ATO to collect information and disclose it to other government agencies. For information about your privacy go to ato.gov.au/privacy

TRUSTEE'S OR DIRECTOR'S DECLARATION:

I declare that, the current trustees and directors have authorised this annual return and it is documented as such in the SMSF's records. I have received a copy of the audit report and are aware of any matters raised therein. The information on this annual return, including any attached schedules and additional documentation is true and correct.

Authorised trustee's, director's or public officer's signature

Date / /

Preferred trustee or director contact details:

Title: Mr Mrs Miss Ms Other

Family name

McDougall

First given name

Rhondda

Other given names

Phone number

0421611964

Email address

Non-individual trustee name (if applicable)

R&B McDougall Super Pty Ltd

ABN of non-individual trustee

Time taken to prepare and complete this annual return Hrs

 The Commissioner of Taxation, as Registrar of the Australian Business Register, may use the ABN and business details which you provide on this annual return to maintain the integrity of the register. For further information, refer to the instructions.

TAX AGENT'S DECLARATION:

I declare that the *Self-managed superannuation fund annual return 2023* has been prepared in accordance with information provided by the trustees, that the trustees have given me a declaration stating that the information provided to me is true and correct, and that the trustees have authorised me to lodge this annual return.

Tax agent's signature

Date / /

Tax agent's contact details

Title: Mr Mrs Miss Ms Other

Family name

Curley

First given name

John

Other given names

Tax agent's practice

Peacocke Accountants Pty Ltd

Tax agent's phone number

0427482501

Reference number

MCDUGALLSF

Tax agent number

20762004

Capital gains tax (CGT) schedule

2023

When completing this form

- Print clearly, using a black or dark blue pen only.
- Use BLOCK LETTERS and print one character in each box.

S	M	I	T	H	S	T													
---	---	---	---	---	---	---	--	--	--	--	--	--	--	--	--	--	--	--	--

- Do not use correction fluid or covering stickers.
- Sign next to any corrections with your **full signature** (not initials).

- Use in conjunction with company, trust, fund income tax return or the self-managed superannuation fund annual return.
- Refer to the *Guide to capital gains tax 2023* available on our website at ato.gov.au for instructions on how to complete this schedule.

Tax file number (TFN)

- I** We are authorised by law to request your TFN. You do not have to quote your TFN. However, if you don't it could increase the chance of delay or error in processing your form.

Australian business number (ABN)

Taxpayer's name

1 Current year capital gains and capital losses

	Capital gain		Capital loss
Shares in companies listed on an Australian securities exchange	A \$ <input type="text" value="55"/>	K \$	<input type="text" value="1,719"/>
Other shares	B \$ <input type="text"/>	L \$	<input type="text"/>
Units in unit trusts listed on an Australian securities exchange	C \$ <input type="text" value="2,146"/>	M \$	<input type="text"/>
Other units	D \$ <input type="text"/>	N \$	<input type="text"/>
Real estate situated in Australia	E \$ <input type="text"/>	O \$	<input type="text"/>
Other real estate	F \$ <input type="text"/>	P \$	<input type="text"/>
Amount of capital gains from a trust (including a managed fund)	G \$ <input type="text" value="745"/>		
Collectables	H \$ <input type="text"/>	Q \$	<input type="text"/>
Other CGT assets and any other CGT events	I \$ <input type="text" value="47"/>	R \$	<input type="text"/>
Amount of capital gain previously deferred under transitional CGT relief for superannuation funds	S \$ <input type="text" value="0"/>		
Total current year capital gains	J \$ <input type="text" value="2,993"/>		

Add the amounts at labels **K** to **R** and write the total in item 2 label **A** – **Total current year capital losses**.

Signature as prescribed in tax return

Tax File Number

532785940

2 Capital lossesTotal current year capital losses **A \$** Total current year capital losses applied **B \$** Total prior year net capital losses applied **C \$** Total capital losses transferred in applied
(only for transfers involving a foreign bank branch or
permanent establishment of a foreign financial entity) **D \$** Total capital losses applied **E \$** Add amounts at **B**, **C** and **D**.**3 Unapplied net capital losses carried forward**Net capital losses from collectables carried forward to later income years **A \$** Other net capital losses carried forward to later income years **B \$** Add amounts at **A** and **B** and transfer the total
to label **V – Net capital losses carried forward
to later income years** on your tax return.**4 CGT discount**Total CGT discount applied **A \$** **5 CGT concessions for small business**Small business active asset reduction **A \$** Small business retirement exemption **B \$** Small business rollover **C \$** Total small business concessions applied **D \$** **6 Net capital gain**Net capital gain **A \$** **1J less 2E less 4A less 5D** (cannot be less than
zero). Transfer the amount at **A** to label **A – Net
capital gain** on your tax return.

Signature as prescribed in tax return

Tax File Number

7 Earnout arrangements

Are you a party to an earnout arrangement? **A** Yes, as a buyer Yes, as a seller No
 (Print in the appropriate box.)

! If you are a party to more than one earnout arrangement, copy and attach a separate sheet to this schedule providing the details requested here for each additional earnout arrangement.

How many years does the earnout arrangement run for? **B**

What year of that arrangement are you in? **C**

If you are the seller, what is the total estimated capital proceeds from the earnout arrangement? **D** \$

Amount of any capital gain or loss you made under your non-qualifying arrangement in the income year. **E** \$ / ^{LOSS}

! **Request for amendment**

If you received or provided a financial benefit under a look-through earnout right created in an earlier income year and you wish to seek an amendment to that earlier income year, complete the following:

Income year earnout right created **F**

Amended net capital gain or capital losses carried forward **G** \$ / ^{LOSS}

8 Other CGT information required (if applicable)

Small business 15 year exemption – exempt capital gains **A** \$ / ^{CODE}

Capital gains disregarded by a foreign resident **B** \$

Capital gains disregarded as a result of a scrip for scrip rollover **C** \$

Capital gains disregarded as a result of an inter-company asset rollover **D** \$

Capital gains disregarded by a demerging entity **E** \$

Signature as prescribed in tax return

Tax File Number

532785940

Taxpayer's declaration**!** If the schedule is not lodged with the income tax return you are required to sign and date the schedule.**Important**

Before making this declaration check to ensure that all the information required has been provided on this form and any attachments to this form, and that the information provided is true and correct in every detail. If you are in doubt about any aspect of the tax return, place all the facts before the ATO. The income tax law imposes heavy penalties for false or misleading statements.

Privacy

Taxation law authorises the ATO to collect information and disclose it to other government agencies. This includes personal information of the person authorised to sign the declaration. For information about your privacy go to ato.gov.au/privacy

I declare that the information on this form is true and correct.

Signature

Date

Day

/

Month

/

Year

Contact name

Rhondda McDougall

Daytime contact number (include area code)

0421611964

Losses schedule

2023

Companies and trusts that do not join consolidated groups should complete and attach this schedule to their 2023 tax return. Superannuation funds should complete and attach this schedule to their 2023 tax return. Print neatly in BLOCK LETTERS with a black or blue ballpoint pen only. Print one letter or number in each box. Do not use correction fluid or tape. Place in all applicable boxes.

Refer to *Losses schedule instructions 2023*, available on our website ato.gov.au for instructions on how to complete this schedule.

Tax file number (TFN)

Name of entity

Australian business number

Part A – Losses carried forward to the 2023–24 income year – excludes film losses

1 Tax losses carried forward to later income years

Year of loss	
2022–23	B <input type="text"/>
2021–22	C <input type="text"/>
2020–21	D <input type="text"/>
2019–20	E <input type="text"/>
2018–19	F <input type="text"/>
2017–18 and earlier income years	G <input type="text"/>
Total	U <input type="text"/>

Transfer the amount at **U** to the **Tax losses carried forward to later income years** label on your tax return.

2 Net capital losses carried forward to later income years

Year of loss	
2022–23	H <input type="text"/>
2021–22	I <input type="text" value="1,711"/>
2020–21	J <input type="text"/>
2019–20	K <input type="text"/>
2018–19	L <input type="text"/>
2017–18 and earlier income years	M <input type="text"/>
Total	V <input type="text" value="1,711"/>

Transfer the amount at **V** to the **Net capital losses carried forward to later income years** label on your tax return.

Signature as prescribed in tax return

Tax File Number

532785940

Part B – Ownership and business continuity test – company and listed widely held trust only

Complete item 3 of **Part B** if a loss is being carried forward to later income years and the business continuity test has to be satisfied in relation to that loss.

Do not complete items 1 or 2 of **Part B** if, in the 2022–23 income year, no loss has been claimed as a deduction, applied against a net capital gain or, in the case of companies, losses have not been transferred in or out.

1 Whether continuity of majority ownership test passed

Note: If the entity has deducted, applied, transferred in or transferred out (as applicable) in the 2022–23 income year a loss incurred in any of the listed years, print **X** in the **Yes** or **No** box to indicate whether the entity has satisfied the continuity of majority ownership test in respect of that loss.

Year of loss2022–23 **A** Yes No 2021–22 **B** Yes No 2020–21 **C** Yes No 2019–20 **D** Yes No 2018–19 **E** Yes No 2017–18 and earlier
income years **F** Yes No **2 Amount of losses deducted/applied for which the continuity of majority ownership test is not passed but the business continuity test is satisfied** – excludes film lossesTax losses **G** Net capital losses **H** **3 Losses carried forward for which the business continuity test must be satisfied before they can be deducted/applied in later years** – excludes film lossesTax losses **I** Net capital losses **J** **4 Do current year loss provisions apply?**

Is the company required to calculate its taxable income or tax loss for the year under Subdivision 165-B or its net capital gain or net capital loss for the year under Subdivision 165-CB of the *Income Tax Assessment Act 1997* (ITAA 1997)?

K Yes No **Part C – Unrealised losses** – company only

Note: These questions relate to the operation of Subdivision 165-CC of ITAA 1997.

Has a changeover time occurred in relation to the company after 1.00pm by legal time in the Australian Capital Territory on 11 November 1999?

L Yes No

If you printed **X** in the **No** box at **L**, do not complete **M**, **N** or **O**.

At the changeover time did the company satisfy the maximum net asset value test under section 152-15 of ITAA 1997?

M Yes No

If you printed **X** in the **No** box at **M**, has the company determined it had an unrealised net loss at the changeover time?

N Yes No

If you printed **X** in the **Yes** box at **N**, what was the amount of unrealised net loss calculated under section 165-115E of ITAA 1997?

O

Signature as prescribed in tax return

Tax File Number

532785940

Part D – Life insurance companies

Complying superannuation class tax losses carried forward to later income years

P

Complying superannuation net capital losses carried forward to later income years

Q

Part E – Controlled foreign company losses

Current year CFC losses

M

CFC losses deducted

N

CFC losses carried forward

O

Part F – Tax losses reconciliation statement

Balance of tax losses brought forward from the prior income year

A

ADD Uplift of tax losses of designated infrastructure project entities

B

SUBTRACT Net forgiven amount of debt

C

ADD Tax loss incurred (if any) during current year

D

ADD Tax loss amount from conversion of excess franking offsets

E

SUBTRACT Net exempt income

F

SUBTRACT Tax losses forgone

G

SUBTRACT Tax losses deducted

H

SUBTRACT Tax losses transferred out under Subdivision 170-A (only for transfers involving a foreign bank branch or a PE of a foreign financial entity)

I

Total tax losses carried forward to later income years

J

Transfer the amount at **J** to the **Tax losses carried forward to later income years** label on your tax return.

Tax File Number

If the schedule is not lodged with the income tax return you are required to sign and date the schedule.

Important

Before making this declaration check to ensure that all the information required has been provided on this form and any attachments to this form, and that the information provided is true and correct in every detail. If you are in doubt about any aspect of the tax return, place all the facts before the ATO. The income tax law imposes heavy penalties for false or misleading statements.

Privacy

Taxation law authorises the ATO to collect information and disclose it to other government agencies. This includes personal information of the person authorised to sign the declaration. For information about your privacy go to ato.gov.au/privacy

Taxpayer's declaration

I declare that the information on this form is true and correct.

Signature

Date / /

Contact person

Daytime contact number (include area code)

R&B McDougall Superannuation Fund

Detailed Trial Balance

As at 30 June 2023

Last Year	Code	Account Name	Units	Debits	Credits
				\$	\$
	23800	Distributions Received			
(348.74)	23800/ETL0019AU1	PIMCO Global Credit Fd -Wsale CI			930.79
(923.92)	23800/HOW3590AU	Lennox Australian Small Comp Fd			1,141.49
(862.26)	23800/PLUS.AX1	Vaneck Australian Corporate Bond PLUS Etf			1,077.82
(707.93)	23800/SUBD.AX	Vaneck Australian Subordinated Debt Etf			1,608.26
(547.43)	23800/TCL.AX4	Transurban Group			809.48
(4,154.79)	23800/VAP.AX1	Vanguard Australian Property Securities Index Etf			3,753.64
	23900	Dividends Received			
(128.48)	23900/AAPL.NDQ	Apple Inc.			141.20
(712.98)	23900/AMC.AX	Amcor Plc			788.77
	23900/AN3PI	AN3PI			567.38
	23900/AN3PK.AX1	Australia And New Zealand Banking Group Limited. (Netwealth Portfolio)			326.58
(1,066.42)	23900/ANZ.AX	ANZ Group Holdings Limited			1,133.46
(130.31)	23900/ANZPD.AX	Australia And New Zealand Banking Group Limited			
(339.37)	23900/ANZPE.AX	Australia And New Zealand Banking Group Limited			
(515.35)	23900/ANZPI.AX	Australia And New Zealand Banking Group Limited			473.33
(31.04)	23900/APX.AX	Appen Limited			
(166.41)	23900/AXP.NYE	American Express Co.			207.23
(7,081.14)	23900/BHP.AX	BHP Group Limited			2,325.79
(332.51)	23900/BIN.AX	Bingo Industries Limited			
(377.66)	23900/BXB.AX	Brambles Limited			450.12
(5,615.24)	23900/CBA.AX	Commonwealth Bank of Australia			789.60
(593.24)	23900/CBAPD.AX1	Commonwealth Bank Of Australia.			427.60
(233.60)	23900/CBAPF.AX	Commonwealth Bank Of Australia.			
(152.07)	23900/CBAPI.AX	Commonwealth Bank Of Australia.			
(125.60)	23900/CBAPK.AX	Commonwealth Bank Of Australia.			1,126.70
	23900/CBAPL.AX	Commonwealth Bank Of Australia.			741.69
(197.65)	23900/COH.AX	Cochlear Limited			201.00
(551.44)	23900/COL.AX	Coles Group Limited.			596.64
(21.07)	23900/COST.NDQ	Costco Wholesale Corp			
(376.57)	23900/CSL.AX	CSL Limited			422.47
(420.21)	23900/GILD.NDQ	Gilead Sciences Inc.			467.50
(220.97)	23900/HD.NYE	Home Depot, Inc.			265.39

R&B McDougall Superannuation Fund

Detailed Trial Balance

As at 30 June 2023

Last Year	Code	Account Name	Units	Debits	Credits
				\$	\$
(1,381.34)	23900/IAGPD.AX	Insurance Australia Group Limited			808.37
	23900/IAGPE.AX	Insurance Australia Group Limited			855.71
(224.61)	23900/JNJ.NYE	Johnson & Johnson			259.18
(379.00)	23900/JPM.NYE	JPMorgan Chase & Co.			418.00
(54.44)	23900/MA.NYE	Mastercard Incorporated - Ordinary Shares - Class A			65.07
(1,087.78)	23900/MBLPC.AX	Macquarie Bank Limited (Netwealth Portfolio)			1,734.90
(590.96)	23900/MBLPD.AX	Macquarie Bank Limited			1,418.91
(475.30)	23900/MFG.AX	Magellan Financial Group Limited			245.50
(76.38)	23900/MMM.NYE	3M Co.			
(952.99)	23900/MQG.AX	Macquarie Group Limited			1,950.00
(995.79)	23900/MQGPD.AX	Macquarie Group Limited			1,641.84
	23900/MQGPF.AX	Macquarie Group Limited			1,040.00
(252.35)	23900/MRK.NYE	Merck & Co Inc			294.26
(215.87)	23900/MSFT.NDQ	Microsoft Corporation			253.60
(771.25)	23900/NABPF.AX	National Australia Bank Limited			1,311.69
(385.29)	23900/NCM.AX	Newcrest Mining Limited			477.32
(9.74)	23900/OGN.NYE	Organon & Co.			10.48
(534.59)	23900/ORG.AX	Origin Energy Limited			882.10
(331.19)	23900/PFE.NYE	Pfizer Inc.			358.28
(983.46)	23900/RHCPA.AX	Ramsay Health Care Limited			1,416.87
(94.09)	23900/RMD.AX	Resmed Inc			103.23
(210.72)	23900/SUNPF.AX	Suncorp Group Limited			
(1,145.86)	23900/SUNPI.AX	Suncorp Group Limited			3,049.43
(153.21)	23900/TSM.NYE	Taiwan Semiconductor Manufacturing - ADR			158.87
(889.35)	23900/WBC.AX	Westpac Banking Corporation			984.90
(731.33)	23900/WBCPI.AX	Westpac Banking Corporation (Netwealth Portfolio)			1,277.83
	23900/WBCPL.AX	Westpac Banking Corporation			836.94
	23900/WDS.AX	Woodside Energy Group Ltd			3,446.11
(331.50)	23900/WES.AX	Wesfarmers Limited			366.60
(395.74)	23900/WOW.AX	Woolworths Group Limited			416.79
(1,518.13)	23900/WPL.AX	Woodside Petroleum Ltd			
	24200	Contributions			
	24200/PERC	Personal Contributions - Concessional			

R&B McDougall Superannuation Fund

Detailed Trial Balance

As at 30 June 2023

Last Year	Code	Account Name	Units	Debits	Credits
				\$	\$
	24200/PERC/MCDOUGR HON01	(Contributions) McDougall, Rhondda - Accumulation			27,500.00
	24200/PERN	Personal Contributions - Non Concessional			
	24200/PERN/MCDOUGR HON01	(Contributions) McDougall, Rhondda - Accumulation			235.00
	24700	Changes in market value			
	(0.01) 24700/Other	Other Investment Gains/Losses			0.00
	24700/Realised	Changes in market value(Realised)			
	209.56 24700/Realised/ANZPD.A X	ANZPD.AX			
	337.59 24700/Realised/ANZPE.A X	ANZPE.AX			
	9,537.60 24700/Realised/APX.AX	APX.AX			
	1,069.46 24700/Realised/BHP.AX	BHP.AX			
	(64.21) 24700/Realised/BIN.AX	BIN.AX			
	2,202.95 24700/Realised/CBA.AX	CBA.AX			
	24700/Realised/CBAPD.A X1	CBAPD.AX1		255.08	
	277.89 24700/Realised/CBAPF.A X	CBAPF.AX			
	(312.39) 24700/Realised/CBAPI.AX	CBAPI.AX			
	(3,278.92) 24700/Realised/COST.ND Q	COST.NDQ			
	(2,755.89) 24700/Realised/EDV.AX	EDV.AX			
	2,109.71 24700/Realised/ETL0019 AU1	ETL0019AU1			
	1,988.28 24700/Realised/FB.NDQ	FB.NDQ			
	51.18 24700/Realised/FXUSD	FXUSD			
	24700/Realised/IAGPD.A X	IAGPD.AX		1,409.20	
	(586.79) 24700/Realised/MMM.NY E	MMM.NYE			
	24700/Realised/PPCHB.A X	PPCHB.AX			47.00
	98.56 24700/Realised/QUBHA.A X	QUBHA.AX			
	324.07 24700/Realised/SUNPF.A X	SUNPF.AX			
	(4,724.66) 24700/Realised/SYD.AX3	SYD.AX3			
	23.35 24700/Realised/WPL.AX	WPL.AX			
	24700/Unrealised	Changes in market value(Unrealised)			
	(2,287.21) 24700/Unrealised/AAPL.N DQ	AAPL.NDQ			13,744.46
	(3,168.99) 24700/Unrealised/AMC.A X	AMC.AX		3,463.02	
	9,060.00 24700/Unrealised/AMZN. NDQ	AMZN.NDQ			4,998.53
	24700/Unrealised/AN3PI. AX	AN3PI.AX			269.64

R&B McDougall Superannuation Fund

Detailed Trial Balance

As at 30 June 2023

Last Year	Code	Account Name	Units	Debits \$	Credits \$
	24700/Unrealised/AN3PK.AX1	AN3PK.AX1		335.00	
4,596.12	24700/Unrealised/ANZ.AX	ANZ.AX			1,502.18
(192.84)	24700/Unrealised/ANZPD.AX	ANZPD.AX			
160.41	24700/Unrealised/ANZPE.AX	ANZPE.AX			
312.48	24700/Unrealised/ANZPI.AX	ANZPI.AX			312.48
	24700/Unrealised/ANZR.AX	ANZR.AX			199.00
7,192.37	24700/Unrealised/APTV.NYE	APTV.NYE			2,147.94
(7,290.40)	24700/Unrealised/APX.AX	APX.AX			
1,799.74	24700/Unrealised/AXP.NYE	AXP.NYE			5,650.05
7,023.93	24700/Unrealised/BABA.NYE	BABA.NYE		2,024.31	
7,069.06	24700/Unrealised/BHP.AX	BHP.AX			2,221.56
	339.88 24700/Unrealised/BIN.AX	BIN.AX			
(1,672.62)	24700/Unrealised/BRKB.NYE	BRKB.NYE			7,767.17
	940.97 24700/Unrealised/BXB.AX	BXB.AX			4,769.30
4,616.16	24700/Unrealised/CBA.AX	CBA.AX			1,859.32
	496.14 24700/Unrealised/CBAPD.AX1	CBAPD.AX1			266.92
	371.29 24700/Unrealised/CBAPI.AX	CBAPI.AX			
1,156.00	24700/Unrealised/CBAPK.AX	CBAPK.AX			921.91
	24700/Unrealised/CBAPL.AX	CBAPL.AX			145.04
3,548.99	24700/Unrealised/COH.AX	COH.AX			2,034.79
(650.88)	24700/Unrealised/COL.AX	COL.AX			551.44
	598.04 24700/Unrealised/COST.NDQ	COST.NDQ			
2,016.25	24700/Unrealised/CSL.AX	CSL.AX			1,040.00
2,648.09	24700/Unrealised/EDV.AX	EDV.AX			
6,335.39	24700/Unrealised/ETL0019AU1	ETL0019AU1		1,454.14	
4,885.91	24700/Unrealised/FB.NDQ	FB.NDQ			
	31.62 24700/Unrealised/FXUSD	FXUSD			49.04
	317.26 24700/Unrealised/GILD.NDQ	GILD.NDQ			3,884.07
986.99	24700/Unrealised/GOOGL.NDQ	GOOGL.NDQ			4,334.70
896.80	24700/Unrealised/HD.NYE	HD.NYE			2,199.41
6,252.67	24700/Unrealised/HOW3590AU	HOW3590AU			960.29

R&B McDougall Superannuation Fund

Detailed Trial Balance

As at 30 June 2023

Last Year	Code	Account Name	Units	Debits \$	Credits \$
	880.45	24700/Unrealised/IAGPD.AX			829.20
		24700/Unrealised/IAGPE.AX			348.00
(2,049.83)		24700/Unrealised/JNJ.NYE		505.81	
4,470.54		24700/Unrealised/JPM.NYE			5,555.26
(75,000.00)		24700/Unrealised/LavaBlue1e1			25,000.00
	869.07	24700/Unrealised/MA.NYE			3,961.84
1,250.74		24700/Unrealised/MBLPC.AX			339.09
	855.00	24700/Unrealised/MBLPD.AX			795.00
8,679.28		24700/Unrealised/MFG.AX		727.16	
(19.11)		24700/Unrealised/MFGO.AX		13.91	
1,771.72		24700/Unrealised/MMM.NYE			
2,559.55		24700/Unrealised/MQG.AX			3,933.00
1,184.59		24700/Unrealised/MQGPD.AX			501.37
		24700/Unrealised/MQGPF.AX			748.00
(2,805.36)		24700/Unrealised/MRK.NYE			4,063.39
(985.95)		24700/Unrealised/MSFT.NDQ			12,774.01
1,131.09		24700/Unrealised/NABPF.AX			145.80
2,576.93		24700/Unrealised/NCM.AX			3,246.11
1,001.62		24700/Unrealised/NXT.AX			1,776.08
(77.70)		24700/Unrealised/OGN.NYE		159.96	
(3,261.06)		24700/Unrealised/ORG.AX			7,163.64
(5,086.34)		24700/Unrealised/PFE.NYE		4,490.32	
5,666.28		24700/Unrealised/PLUS.AX1		20.53	
	267.24	24700/Unrealised/PPCHB.AX			215.00
14,952.13		24700/Unrealised/PYPL.NDQ		57.08	
(34.55)		24700/Unrealised/QUBHA.AX			
1,431.55		24700/Unrealised/RHCPA.AX			1,232.56
1,177.83		24700/Unrealised/RMD.AX			1,206.28
1,508.22		24700/Unrealised/SUBD.AX			630.99
	70.36	24700/Unrealised/SUNPF.AX			
2,625.00		24700/Unrealised/SUNPI.AX			2,565.00

R&B McDougall Superannuation Fund

Detailed Trial Balance

As at 30 June 2023

Last Year	Code	Account Name	Units	Debits	Credits
				\$	\$
(2,590.69)	24700/Unrealised/SYD.AX3	SYD.AX3			
(374.31)	24700/Unrealised/TCL.AX4	TCL.AX4		178.36	
9,845.22	24700/Unrealised/TME.NYE	TME.NYE			2,788.89
(1,491.44)	24700/Unrealised/TSLA.NDQ	TSLA.NDQ			4,211.62
3,134.63	24700/Unrealised/TSM.NYE	TSM.NYE			2,470.06
17,373.51	24700/Unrealised/VAP.AX1	VAP.AX1			1,558.70
4,637.85	24700/Unrealised/WBC.AX	WBC.AX			1,352.40
801.79	24700/Unrealised/WBCPI.AX	WBCPI.AX			8.03
	24700/Unrealised/WBCPL.AX	WBCPL.AX			388.00
(7,366.50)	24700/Unrealised/WDS.AX	WDS.AX			2,386.80
2,962.05	24700/Unrealised/WES.AX	WES.AX			1,448.85
1,065.13	24700/Unrealised/WOW.AX	WOW.AX			1,738.73
(689.34)	24700/Unrealised/WPL.AX	WPL.AX		0.00	
	25000	Interest Received			
(30.95)	25000/MCMA3154	Macquarie Cash Management 3154			372.20
(5.79)	25000/NetwealthWrap060270	Netwealth Cash Account 060270			533.15
(612.20)	25000/PPCHB.AX	Peet Limited			374.75
(241.03)	25000/QUBHA.AX	Qube Holdings Limited			
2,431.14	30100	Accountancy Fees		2,321.16	
1,418.59	30150	Administration Fees		1,767.31	
	30200	Actuarial Certificate		110.00	
518.00	30400	ATO Supervisory Levy		259.00	
385.00	30700	Auditor's Remuneration		385.00	
	30800	ASIC Fees		59.00	
15,049.24	30900	Advisor Fees		14,435.18	
	37500	Investment Expenses			
20.00	37500/ANZ.AX	ANZ Group Holdings Limited			
138.85	37500/ANZPE.AX	Australia And New Zealand Banking Group Limited			
102.50	37500/ANZPI.AX	Australia And New Zealand Banking Group Limited			
51.25	37500/APX.AX	Appen Limited			
51.25	37500/BHP.AX	BHP Group Limited			
51.25	37500/CBA.AX	Commonwealth Bank of Australia			

R&B McDougall Superannuation Fund

Detailed Trial Balance

As at 30 June 2023

Last Year	Code	Account Name	Units	Debits	Credits
				\$	\$
	51.25 37500/CBAPD.AX1	Commonwealth Bank Of Australia.			
	87.72 37500/CBAPF.AX	Commonwealth Bank Of Australia.			
	102.50 37500/CBAPI.AX	Commonwealth Bank Of Australia.			
	(80.77) 37500/COST.NDQ	Costco Wholesale Corp			
	(2.06) 37500/FB.NDQ	Facebook Inc - Ordinary Shares - Class A			
	51.25 37500/IAGPD.AX	Insurance Australia Group Limited			
	51.25 37500/MBLPC.AX	Macquarie Bank Limited (Netwealth Portfolio)			
	(51.15) 37500/MMM.NYE	3M Co.			
	20.00 37500/MQG.AX	Macquarie Group Limited			
	51.25 37500/MQGPD.AX	Macquarie Group Limited			
	51.25 37500/NABPF.AX	National Australia Bank Limited			
	51.25 37500/QUBHA.AX	Qube Holdings Limited			
	51.25 37500/RHCPA.AX	Ramsay Health Care Limited			
	102.50 37500/SUNPF.AX	Suncorp Group Limited			
	20.00 37500/SUNPI.AX	Suncorp Group Limited			
	51.25 37500/WBCPI.AX	Westpac Banking Corporation (Netwealth Portfolio)			
	41600	Pensions Paid			
	14,640.00 41600/MCDRHO00008P	(Pensions Paid) McDougall, Rhondda - Pension (Account Based Pension)		16,950.00	
	(12,834.22) 48500	Income Tax Expense		3,117.29	
	(37,449.11) 49000	Profit/Loss Allocation Account		178,631.93	
	50010	Opening Balance			
	(980,288.44) 50010/MCDOUGRHON01	(Opening Balance) McDougall, Rhondda - Accumulation Accumulation Unrestricted Non Preserved 967,494.27 Taxable 687,686.10 Tax Free 279,808.17			967,494.27
	(701,755.87) 50010/MCDRHO00008P	(Opening Balance) McDougall, Rhondda - Pension Account Based Pension Unrestricted Non Preserved 677,100.93 Taxable 473,522.32 Tax Free 203,578.61			677,100.93
	52420	Contributions			
	52420/MCDOUGRHON01	(Contributions) McDougall, Rhondda - Accumulation Accumulation Unrestricted Non Preserved 27,735.00 Taxable 27,500.00 Tax Free 235.00			27,735.00
	53100	Share of Profit/(Loss)			
	13,575.07 53100/MCDOUGRHON01	(Share of Profit/ Loss) McDougall, Rhondda - Accumulation Accumulation Unrestricted Non Preserved			108,899.89

R&B McDougall Superannuation Fund

Detailed Trial Balance

As at 30 June 2023

Last Year	Code	Account Name	Units	Debits \$	Credits \$
		108,899.89 Taxable 108,899.89			
10,014.94	53100/MCDRHO00008P	(Share of Profit/(Loss)) McDougall, Rhondda - Pension (Account Based Pension) Unrestricted Non Preserved 74,812.00 Taxable 52,316.03 Tax Free 22,495.97			74,812.00
	53330	Income Tax			
(780.90)	53330/MCDOUGRHON01	(Income Tax) McDougall, Rhondda - Accumulation Accumulation Unrestricted Non Preserved (11,739.96) Taxable (11,739.96)		11,739.96	
	53800	Contributions Tax			
	53800/MCDOUGRHON01	(Contributions Tax) McDougall, Rhondda - Accumulation Accumulation Unrestricted Non Preserved (4,125.00) Taxable (4,125.00)		4,125.00	
	54160	Pensions Paid			
14,640.00	54160/MCDRHO00008P	(Pensions Paid) McDougall, Rhondda - Pension (Account Based Pension) Unrestricted Non Preserved (16,950.00) Taxable (11,853.18) Tax Free (5,096.82)		16,950.00	
	60400	Bank Accounts			
27,636.95	60400/MCMA3154	Macquarie Cash Management 3154		44,854.86	
46,875.33	60400/NetwealthWrap060 270	Netwealth Cash Account 060270		17,799.94	
	61800	Distributions Receivable			
234.88	61800/ETL0019AU1	PIMCO Global Credit Fd -Wsale CI		249.96	
819.62	61800/HOW3590AU	Lennox Australian Small Comp Fd		249.65	
246.36	61800/PLUS.AX1	Vaneck Australian Corporate Bond PLUS Etf		92.38	
84.64	61800/SUBD.AX	Vaneck Australian Subordinated Debt Etf		169.29	
329.28	61800/TCL.AX4	Transurban Group		418.46	
1,561.94	61800/VAP.AX1	Vanguard Australian Property Securities Index Etf		994.02	
	72300	Derivatives (Options, Hybrids, Future Contracts)			
582.94	72300/FXUSD	FXUSD	2,353.8200	3,531.05	
19.11	72300/MFGO.AX	Magellan Financial Group Limited	26.0000	5.20	
	72450	Fixed Interest Securities (Australian) - Unitised			
12,838.00	72450/PPCHB.AX	Peet Limited	0.0000		0.00
	74700	Managed Investments (Australian)			
70,412.50	74700/ETL0019AU1	PIMCO Global Credit Fd -Wsale CI	80,785.3337	68,958.36	
17,747.33	74700/HOW3590AU	Lennox Australian Small Comp Fd	14,397.1206	18,707.62	

R&B McDougall Superannuation Fund

Detailed Trial Balance

As at 30 June 2023

Last Year	Code	Account Name	Units	Debits \$	Credits \$
	77600	Shares in Listed Companies (Australian)			
19,645.56	77600/AMC.AX	Amcors Plc	1,089.0000	16,182.54	
	77600/AN3PI.AX	Australia And New Zealand Banking Group Limited.	252.0000	25,469.64	
	77600/AN3PK.AX1	Australia And New Zealand Banking Group Limited. (Netwealth Portfolio)	300.0000	29,685.00	
16,544.53	77600/ANZ.AX	ANZ Group Holdings Limited	801.0000	18,991.71	
24,887.52	77600/ANZPI.AX	Australia And New Zealand Banking Group Limited	0.0000		0.00
	77600/ANZR.AX	Australia And New Zealand Banking Group Limited		199.00	
24,502.50	77600/BHP.AX	BHP Group Limited	594.0000	26,724.06	
13,805.19	77600/BXB.AX	Brambles Limited	1,289.0000	18,574.49	
16,991.44	77600/CBA.AX	Commonwealth Bank Of Australia.	188.0000	18,850.76	
29,588.16	77600/CBAPD.AX1	Commonwealth Bank Of Australia.	0.0000		0.00
27,744.00	77600/CBAPK.AX	Commonwealth Bank Of Australia.	289.0000	28,665.91	
	77600/CBAPL.AX	Commonwealth Bank Of Australia.	296.0000	29,745.04	
13,312.90	77600/COH.AX	Cochlear Limited	67.0000	15,347.69	
16,100.24	77600/COL.AX	Coles Group Limited.	904.0000	16,651.68	
33,632.50	77600/CSL.AX	CSL Limited	125.0000	34,672.50	
29,580.00	77600/IAGPD.AX	Insurance Australia Group Limited	0.0000		0.00
	77600/IAGPE.AX	Insurance Australia Group Limited	290.0000	29,348.00	
27,832.08	77600/MBLPC.AX	Macquarie Bank Limited (Netwealth Portfolio)	267.0000	28,171.17	
29,145.00	77600/MBLPD.AX	Macquarie Bank Limited	300.0000	29,940.00	
2,739.04	77600/MFG.AX	Magellan Financial Group Limited	212.0000	2,011.88	
49,353.00	77600/MQG.AX	Macquarie Group Limited	300.0000	53,286.00	
28,569.78	77600/MQGPD.AX	Macquarie Group Limited	277.0000	29,071.15	
	77600/MQGPF.AX	Macquarie Group Limited	200.0000	20,768.00	
28,024.11	77600/NABPF.AX	National Australia Bank Limited	271.0000	28,169.91	
12,262.43	77600/NCM.AX	Newcrest Mining Limited	587.0000	15,508.54	
8,735.44	77600/NXT.AX	Nextdc Limited	924.0000	11,623.92	
15,316.29	77600/ORG.AX	Origin Energy Limited	2,673.0000	22,479.93	
28,300.60	77600/RHCPA.AX	Ramsay Health Care Limited	284.0000	29,533.16	
17,462.61	77600/RMD.AX	Resmed Inc	569.0000	18,668.89	
72,375.00	77600/SUNPI.AX	Suncorp Group Limited	750.0000	74,940.00	
14,332.50	77600/WBC.AX	Westpac Banking Corporation	735.0000	15,684.90	
28,295.55	77600/WBCPI.AX	Westpac Banking Corporation (Netwealth Portfolio)	277.0000	28,303.58	

R&B McDougall Superannuation Fund

Detailed Trial Balance

As at 30 June 2023

Last Year	Code	Account Name	Units	Debits \$	Credits \$
	77600/WBCPL.AX	Westpac Banking Corporation	200.0000	20,408.00	
29,229.12	77600/WDS.AX	Woodside Energy Group Ltd	918.0000	31,615.92	
8,172.45	77600/WES.AX	Wesfarmers Limited	195.0000	9,621.30	
14,987.60	77600/WOW.AX	Woolworths Group Limited	421.0000	16,726.33	
	77700	Shares in Listed Companies (Overseas)			
29,321.19	77700/AAPL.NDQ	Apple Inc.	148.0000	43,065.65	
18,468.62	77700/AMZN.NDQ	Amazon.com Inc.	120.0000	23,467.15	
11,482.44	77700/APTV.NYE	Aptiv PLC	89.0000	13,630.38	
18,914.61	77700/AXP.NYE	American Express Co.	94.0000	24,564.66	
8,401.22	77700/BABA.NYE	Alibaba Group Holding Ltd - ADR	51.0000	6,376.91	
26,506.76	77700/BRKB.NYE	BRKB.NYE	67.0000	34,273.93	
13,458.41	77700/GILD.NDQ	Gilead Sciences Inc.	150.0000	17,342.48	
31,578.89	77700/GOOGL.NDQ	Alphabet Inc - Ordinary Shares - Class A	200.0000	35,913.59	
12,712.80	77700/HD.NYE	Home Depot, Inc.	32.0000	14,912.21	
13,914.27	77700/JNJ.NYE	Johnson & Johnson	54.0000	13,408.46	
16,481.10	77700/JPM.NYE	JPMorgan Chase & Co.	101.0000	22,036.36	
13,738.43	77700/MA.NYE	Mastercard Incorporated - Ordinary Shares - Class A	30.0000	17,700.27	
13,073.74	77700/MRK.NYE	Merck & Co Inc	99.0000	17,137.13	
34,225.21	77700/MSFT.NDQ	Microsoft Corporation	92.0000	46,999.22	
440.92	77700/OGN.NYE	Organon & Co.	9.0000	280.96	
16,210.75	77700/PFE.NYE	Pfizer Inc.	213.0000	11,720.43	
5,262.54	77700/PYPL.NDQ	PayPal Holdings Inc	52.0000	5,205.46	
5,370.52	77700/TME.NYE	Tencent Music Entertainment Group - ADR	737.0000	8,159.41	
20,528.12	77700/TSLA.NDQ	Tesla Inc	63.0000	24,739.74	
8,884.58	77700/TSM.NYE	Taiwan Semiconductor Manufacturing - ADR	75.0000	11,354.64	
	77800	Shares in Unlisted Private Companies (Australian)			
75,000.00	77800/Greatcell3	Greatcell Energy Pty Ltd	300,000.0000	75,000.00	
200,000.00	77800/LavaBlue1	Lava Blue Ltd ACN 605 427 478	1,000,000.0000	225,000.00	
	78000	Stapled Securities			
19,729.36	78000/TCL.AX4	Transurban Group	1,372.0000	19,551.00	
	78200	Units in Listed Unit Trusts (Australian)			
32,868.53	78200/PLUS.AX1	Vaneck Australian Corporate Bond PLUS Etf	2,053.0000	32,848.00	
37,582.38	78200/SUBD.AX	Vaneck Australian Subordinated Debt Etf	1,539.0000	38,213.37	

R&B McDougall Superannuation Fund

Detailed Trial Balance

As at 30 June 2023

Last Year	Code	Account Name	Units	Debits \$	Credits \$
91,124.00	78200/VAP.AX1	Vanguard Australian Property Securities Index Etf	1,199.0000	92,682.70	
9,370.87	85000	Income Tax Payable/Refundable Franking Credits 11,994.95 Foreign Credits 752.72 2022 Installments (9,370.87)		5,729.62	
(911.08)	89000	Deferred Tax Liability/Asset			9,757.99
				2,098,929.83	2,098,929.83
Current Year Profit/(Loss): 181,749.22					

R&B McDougall Superannuation Fund

General Ledger - Audit View

For The Period 01 July 2022 - 30 June 2023

Transaction Date	Transaction Source	Processed Date	Last Modified By	Transaction Type	Description	Units	Amount \$	Balance \$
Distributions Received (23800)								
<u>PIMCO Global Credit Fd -Wsale CI (ETL0019AU1)</u>								
05/10/2022	rhondawilko@gmail.com	14/01/2024	rhondawilko@gmail.com	Bank Statement	Distribution - PIMCO Global Credit Fund - Wholesale Class [Distribution - PIMCO Global Credit Fund - Wholesale Class - Interim]		(223.97)	(223.97)
05/01/2023	rhondawilko@gmail.com	14/01/2024	rhondawilko@gmail.com	Bank Statement	Distribution - PIMCO Global Credit Fund - Wholesale Class [Distribution - PIMCO Global Credit Fund - Wholesale Class - Interim]		(226.59)	(450.56)
05/04/2023	rhondawilko@gmail.com	14/01/2024	rhondawilko@gmail.com	Bank Statement	Distribution - PIMCO Global Credit Fund - Wholesale Class [Distribution - PIMCO Global Credit Fund - Wholesale Class - Interim]		(230.27)	(680.83)
30/06/2023	rhondawilko@gmail.com	14/01/2024	rhondawilko@gmail.com	General Journal	Distribution - PIMCO Global Credit Fund - Wholesale Class - Interim		(249.96)	(930.79)
							(930.79)	(930.79)
<u>Lennox Australian Small Comp Fd (HOW3590AU)</u>								
10/01/2023	rhondawilko@gmail.com	14/01/2024	rhondawilko@gmail.com	Bank Statement	Distribution - Lennox Australian Small Companies Fund [Distribution - Lennox Australian Small Companies Fund - Interim]		(221.03)	(221.03)
29/06/2023	rhondawilko@gmail.com	14/01/2024	rhondawilko@gmail.com	Bank Statement	Distribution - Lennox Australian Small Companies Fund [Distribution - Lennox Australian Small Companies Fund - Interim]		(670.81)	(891.84)
30/06/2023	rhondawilko@gmail.com	14/01/2024	rhondawilko@gmail.com	General Journal	Distribution - Lennox Australian Small Companies Fund - Interim		(249.65)	(1,141.49)
							(1,141.49)	(1,141.49)
<u>Vaneck Australian Corporate Bond PLUS Etf (PLUS.AX1)</u>								
18/10/2022	rhondawilko@gmail.com	14/01/2024	rhondawilko@gmail.com	Bank Statement	Distribution - VanEck Australian Corporate Bond Plus ETF [Distribution - VanEck Australian Corporate Bond Plus ETF - Interim]		(246.36)	(246.36)
16/11/2022	rhondawilko@gmail.com	14/01/2024	rhondawilko@gmail.com	Bank Statement	Distribution - VanEck Australian Corporate Bond Plus ETF [Distribution - VanEck Australian Corporate Bond Plus ETF - Interim]		(92.39)	(338.75)
16/12/2022	rhondawilko@gmail.com	14/01/2024	rhondawilko@gmail.com	Bank Statement	Distribution - VanEck Australian Corporate Bond Plus ETF [Distribution - VanEck Australian Corporate Bond Plus ETF - Interim]		(92.39)	(431.14)
23/01/2023	rhondawilko@gmail.com	14/01/2024	rhondawilko@gmail.com	Bank Statement	Distribution - VanEck Australian Corporate		(92.39)	(523.53)

R&B McDougall Superannuation Fund
General Ledger - Audit View

For The Period 01 July 2022 - 30 June 2023

Transaction Date	Transaction Source	Processed Date	Last Modified By	Transaction Type	Description	Units	Amount \$	Balance \$
	com		com		Bond Plus ETF [Distribution - VanEck Australian Corporate Bond Plus ETF - Interim]			
16/02/2023	rhondawilko@gmail.com	14/01/2024	rhondawilko@gmail.com	Bank Statement	Distribution - VanEck Australian Corporate Bond Plus ETF [Distribution - VanEck Australian Corporate Bond Plus ETF - Interim]		(92.38)	(615.91)
16/03/2023	rhondawilko@gmail.com	14/01/2024	rhondawilko@gmail.com	Bank Statement	Distribution - VanEck Australian Corporate Bond Plus ETF [Distribution - VanEck Australian Corporate Bond Plus ETF - Interim]		(92.38)	(708.29)
20/04/2023	rhondawilko@gmail.com	14/01/2024	rhondawilko@gmail.com	Bank Statement	Distribution - VanEck Australian Corporate Bond Plus ETF [Distribution - VanEck Australian Corporate Bond Plus ETF - Interim]		(92.38)	(800.67)
16/05/2023	rhondawilko@gmail.com	14/01/2024	rhondawilko@gmail.com	Bank Statement	Distribution - VanEck Australian Corporate Bond Plus ETF [Distribution - VanEck Australian Corporate Bond Plus ETF - Interim]		(92.39)	(893.06)
19/06/2023	rhondawilko@gmail.com	14/01/2024	rhondawilko@gmail.com	Bank Statement	Distribution - VanEck Australian Corporate Bond Plus ETF [Distribution - VanEck Australian Corporate Bond Plus ETF - Interim]		(92.38)	(985.44)
30/06/2023	rhondawilko@gmail.com	14/01/2024	rhondawilko@gmail.com	General Journal	Distribution - VanEck Australian Corporate Bond Plus ETF - Interim		(92.38)	(1,077.82)
							(1,077.82)	(1,077.82)
<u>Vaneck Australian Subordinated Debt Etf (SUBD.AX)</u>								
16/08/2022	rhondawilko@gmail.com	14/01/2024	rhondawilko@gmail.com	Bank Statement	Distribution - VanEck Australian Subordinated Debt ETF [Distribution - VanEck Australian Subordinated Debt ETF - Interim]		(92.34)	(92.34)
16/09/2022	rhondawilko@gmail.com	14/01/2024	rhondawilko@gmail.com	Bank Statement	Distribution - VanEck Australian Subordinated Debt ETF [Distribution - VanEck Australian Subordinated Debt ETF - Interim]		(92.34)	(184.68)
18/10/2022	rhondawilko@gmail.com	14/01/2024	rhondawilko@gmail.com	Bank Statement	Distribution - VanEck Australian Subordinated Debt ETF [Distribution - VanEck Australian Subordinated Debt ETF - Interim]		(100.04)	(284.72)
16/11/2022	rhondawilko@gmail.com	14/01/2024	rhondawilko@gmail.com	Bank Statement	Distribution - VanEck Australian Subordinated Debt ETF [Distribution -		(107.73)	(392.45)

R&B McDougall Superannuation Fund
General Ledger - Audit View

For The Period 01 July 2022 - 30 June 2023

Transaction Date	Transaction Source	Processed Date	Last Modified By	Transaction Type	Description	Units	Amount \$	Balance \$
16/12/2022	rhondawilko@gmail.com	14/01/2024	rhondawilko@gmail.com	Bank Statement	VanEck Australian Subordinated Debt ETF - Interim] Distribution - VanEck Australian Subordinated Debt ETF [Distribution - VanEck Australian Subordinated Debt ETF - Interim]		(130.81)	(523.26)
23/01/2023	rhondawilko@gmail.com	14/01/2024	rhondawilko@gmail.com	Bank Statement	Distribution - VanEck Australian Subordinated Debt ETF [Distribution - VanEck Australian Subordinated Debt ETF - Interim]		(146.20)	(669.46)
16/02/2023	rhondawilko@gmail.com	14/01/2024	rhondawilko@gmail.com	Bank Statement	Distribution - VanEck Australian Subordinated Debt ETF [Distribution - VanEck Australian Subordinated Debt ETF - Interim]		(146.21)	(815.67)
16/03/2023	rhondawilko@gmail.com	14/01/2024	rhondawilko@gmail.com	Bank Statement	Distribution - VanEck Australian Subordinated Debt ETF [Distribution - VanEck Australian Subordinated Debt ETF - Interim]		(153.90)	(969.57)
20/04/2023	rhondawilko@gmail.com	14/01/2024	rhondawilko@gmail.com	Bank Statement	Distribution - VanEck Australian Subordinated Debt ETF [Distribution - VanEck Australian Subordinated Debt ETF - Interim]		(153.90)	(1,123.47)
16/05/2023	rhondawilko@gmail.com	14/01/2024	rhondawilko@gmail.com	Bank Statement	Distribution - VanEck Australian Subordinated Debt ETF [Distribution - VanEck Australian Subordinated Debt ETF - Interim]		(153.90)	(1,277.37)
19/06/2023	rhondawilko@gmail.com	14/01/2024	rhondawilko@gmail.com	Bank Statement	Distribution - VanEck Australian Subordinated Debt ETF [Distribution - VanEck Australian Subordinated Debt ETF - Interim]		(161.60)	(1,438.97)
30/06/2023	rhondawilko@gmail.com	14/01/2024	rhondawilko@gmail.com	General Journal	Distribution - VanEck Australian Subordinated Debt ETF - Interim		(169.29)	(1,608.26)
							(1,608.26)	(1,608.26)
<u>Transurban Group (TCL.AX4)</u>								
23/08/2022	rhondawilko@gmail.com	14/01/2024	rhondawilko@gmail.com	Bank Statement	Distribution - Transurban Group		(27.44)	(27.44)
13/02/2023	rhondawilko@gmail.com	14/01/2024	rhondawilko@gmail.com	Bank Statement	Distribution - Transurban Group [Distribution - Transurban Group - Interim]		(363.58)	(391.02)
28/06/2023	rhondawilko@gmail.com	14/01/2024	rhondawilko@gmail.com	General Journal	Distribution - Transurban Group - Interim		(418.46)	(809.48)
30/06/2023	rhondawilko@gmail.com	14/01/2024		General Journal	TCL.AX4 - Transurban Group - Generate Tax		0.00	(809.48)

R&B McDougall Superannuation Fund

General Ledger - Audit View

For The Period 01 July 2022 - 30 June 2023

Transaction Date	Transaction Source	Processed Date	Last Modified By	Transaction Type	Description	Units	Amount \$	Balance \$
	com				Data - 30/06/2023		(809.48)	(809.48)
<u>Vanguard Australian Property Securities Index Etf (VAP.AX1)</u>								
18/10/2022	rhondawilko@gmail.com	14/01/2024	rhondawilko@gmail.com	Bank Statement	Distribution - Vanguard Australian Property Securities Index ETF [Distribution - Vanguard Australian Property Securities Index ETF - Interim]		(693.07)	(693.07)
18/01/2023	rhondawilko@gmail.com	14/01/2024	rhondawilko@gmail.com	Bank Statement	Distribution - Vanguard Australian Property Securities Index ETF [Distribution - Vanguard Australian Property Securities Index ETF - Interim]		(1,104.30)	(1,797.37)
20/04/2023	rhondawilko@gmail.com	14/01/2024	rhondawilko@gmail.com	Bank Statement	Distribution - Vanguard Australian Property Securities Index ETF [Distribution - Vanguard Australian Property Securities Index ETF - Interim]		(962.25)	(2,759.62)
30/06/2023	rhondawilko@gmail.com	14/01/2024	rhondawilko@gmail.com	General Journal	Distribution - Vanguard Australian Property Securities Index ETF - Interim		(994.02)	(3,753.64)
							(3,753.64)	(3,753.64)
Dividends Received (23900)								
<u>Apple Inc. (AAPL.NDQ)</u>								
11/08/2022	bankFeedSaver	16/08/2022		Bank Statement	Distribution - Apple Inc [Distribution - Apple Inc - Interim]		(16.49)	(16.49)
11/08/2022	bankFeedSaver	07/09/2022		Bank Statement	Distribution - Apple Inc [Distribution - Apple Inc - Interim]		(17.13)	(33.62)
10/11/2022	bankFeedSaver	15/11/2022		Bank Statement	Distribution - Apple Inc [Distribution - Apple Inc - Interim]		(35.60)	(69.22)
16/02/2023	bankFeedSaver	21/02/2023		Bank Statement	Distribution - Apple Inc [Distribution - Apple Inc - Interim]		(34.55)	(103.77)
18/05/2023	bankFeedSaver	23/05/2023		Bank Statement	Distribution - Apple Inc [Distribution - Apple Inc - Interim]		(37.43)	(141.20)
							(141.20)	(141.20)
<u>Amcors Plc (AMC.AX)</u>								
28/09/2022	bankFeedSaver	30/09/2022		Bank Statement	Distribution - Amcor PLC CDI [Distribution - Amcor PLC CDI - Interim]		(187.96)	(187.96)
13/12/2022	bankFeedSaver	15/12/2022		Bank Statement	Distribution - Amcor PLC CDI [Distribution - Amcor PLC CDI - Interim]		(211.71)	(399.67)
21/03/2023	bankFeedSaver	22/03/2023		Bank Statement	Distribution - Amcor PLC CDI [Distribution -		(188.40)	(588.07)

R&B McDougall Superannuation Fund

General Ledger - Audit View

For The Period 01 July 2022 - 30 June 2023

Transaction Date	Transaction Source	Processed Date	Last Modified By	Transaction Type	Description	Units	Amount \$	Balance \$
20/06/2023	bankFeedSaver	21/06/2023		Bank Statement	Amcor PLC CDI - Interim] Distribution - Amcor PLC CDI [Distribution - Amcor PLC CDI - Interim]		(200.70)	(788.77)
							(788.77)	(788.77)
<u>AN3PI (AN3PI)</u>								
20/03/2023	bankFeedSaver	21/03/2023		Bank Statement	Distribution - ANZ Convertible Perpetual Cap Notes 6 20/09/2030 [Distribution - ANZ Convertible Perpetual Cap Notes 6 20/09/2030 - Interim]		(269.99)	(269.99)
20/06/2023	bankFeedSaver	21/06/2023		Bank Statement	Distribution - ANZ Convertible Perpetual Cap Notes 6 20/09/2030 [Distribution - ANZ Convertible Perpetual Cap Notes 6 20/09/2030 - Interim]		(297.39)	(567.38)
							(567.38)	(567.38)
<u>Australia And New Zealand Banking Group Limited. (Netwealth Portfolio) (AN3PK.AX1)</u>								
20/06/2023	bankFeedSaver	21/06/2023		Bank Statement	Distribution - ANZ Convertible Perpetual Cap Notes 8 20/09/2032 [Distribution - ANZ Convertible Perpetual Cap Notes 8 20/09/2032 - Interim]		(326.58)	(326.58)
							(326.58)	(326.58)
<u>ANZ Group Holdings Limited (ANZ.AX)</u>								
01/07/2022	bankFeedSaver	03/07/2022		Bank Statement	Distribution - Australia and New Zealand Banking Group Ltd [Distribution - Australia and New Zealand Banking Group Ltd - Interim]		(540.72)	(540.72)
15/12/2022	bankFeedSaver	16/12/2022		Bank Statement	Distribution - Australia and New Zealand Banking Group Ltd [Distribution - Australia and New Zealand Banking Group Ltd - Interim]		(592.74)	(1,133.46)
							(1,133.46)	(1,133.46)
<u>Australia And New Zealand Banking Group Limited (ANZPI.AX)</u>								
20/09/2022	bankFeedSaver	21/09/2022		Bank Statement	Distribution - ANZ Convertible Perpetual Cap Notes 6 20/09/2030 [Distribution - ANZ Convertible Perpetual Cap Notes 6 20/09/2030 - Interim]		(215.03)	(215.03)
20/12/2022	bankFeedSaver	21/12/2022		Bank Statement	Distribution - ANZ Convertible Perpetual Cap Notes 6 20/09/2030 [Distribution - ANZ		(258.30)	(473.33)

R&B McDougall Superannuation Fund

General Ledger - Audit View

For The Period 01 July 2022 - 30 June 2023

Transaction Date	Transaction Source	Processed Date	Last Modified By	Transaction Type	Description	Units	Amount \$	Balance \$
					Convertible Perpetual Cap Notes 6 20/09/2030 - Interim]		(473.33)	(473.33)
<u>American Express Co. (AXP.NYE)</u>								
10/08/2022	bankFeedSaver	13/08/2022		Bank Statement	Distribution - American Express Company [Distribution - American Express Company - Interim]		(24.38)	(24.38)
10/08/2022	bankFeedSaver	07/09/2022		Bank Statement	Distribution - American Express Company [Distribution - American Express Company - Interim]		(23.63)	(48.01)
10/11/2022	bankFeedSaver	15/11/2022		Bank Statement	Distribution - American Express Company [Distribution - American Express Company - Interim]		(51.12)	(99.13)
10/02/2023	bankFeedSaver	15/02/2023		Bank Statement	Distribution - American Express Company [Distribution - American Express Company - Interim]		(49.15)	(148.28)
10/05/2023	bankFeedSaver	13/05/2023		Bank Statement	Distribution - American Express Company [Distribution - American Express Company - Interim]		(58.95)	(207.23)
							(207.23)	(207.23)
<u>BHP Group Limited (BHP.AX)</u>								
22/09/2022	bankFeedSaver	24/09/2022		Bank Statement	Distribution - BHP Group Limited [Distribution - BHP Group Limited - Interim]		(1,515.79)	(1,515.79)
30/03/2023	bankFeedSaver	31/03/2023		Bank Statement	Distribution - BHP Group Limited [Distribution - BHP Group Limited - Interim]		(810.00)	(2,325.79)
							(2,325.79)	(2,325.79)
<u>Brambles Limited (BXB.AX)</u>								
13/10/2022	bankFeedSaver	15/10/2022		Bank Statement	Distribution - Brambles Ltd [Distribution - Brambles Ltd - Interim]		(222.35)	(222.35)
13/04/2023	bankFeedSaver	15/04/2023		Bank Statement	Distribution - Brambles Ltd [Distribution - Brambles Ltd - Interim]		(227.77)	(450.12)
							(450.12)	(450.12)
<u>Commonwealth Bank of Australia (CBA.AX)</u>								
29/09/2022	bankFeedSaver	30/09/2022		Bank Statement	Distribution - Commonwealth Bank of Australia [Distribution - Commonwealth Bank of Australia - Interim]		(394.80)	(394.80)
30/03/2023	bankFeedSaver	31/03/2023		Bank Statement	Distribution - Commonwealth Bank of Australia [Distribution - Commonwealth		(394.80)	(789.60)

R&B McDougall Superannuation Fund

General Ledger - Audit View

For The Period 01 July 2022 - 30 June 2023

Transaction Date	Transaction Source	Processed Date	Last Modified By	Transaction Type	Description	Units	Amount \$	Balance \$
					Bank of Australia - Interim]		(789.60)	(789.60)
<u>Commonwealth Bank Of Australia. (CBAPD.AX1)</u>								
15/09/2022	bankFeedSaver	16/09/2022		Bank Statement	Distribution - CBA PERLS VII Capital Notes 15/12/2024 [Distribution - CBA PERLS VII Capital Notes 15/12/2024 - Interim]		(235.29)	(235.29)
15/11/2022	bankFeedSaver	16/11/2022		Bank Statement	Distribution - CBA PERLS VII Capital Notes 15/12/2024 [Distribution - CBA PERLS VII Capital Notes 15/12/2024 - Interim]		(192.31)	(427.60)
							(427.60)	(427.60)
<u>Commonwealth Bank Of Australia. (CBAPK.AX)</u>								
15/09/2022	bankFeedSaver	16/09/2022		Bank Statement	Distribution - CBA PERLS XIV Capital Notes 17/06/2032 [Distribution - CBA PERLS XIV Capital Notes 17/06/2032 - Interim]		(227.19)	(227.19)
15/12/2022	bankFeedSaver	16/12/2022		Bank Statement	Distribution - CBA PERLS XIV Capital Notes 17/06/2032 [Distribution - CBA PERLS XIV Capital Notes 17/06/2032 - Interim]		(277.58)	(504.77)
15/03/2023	bankFeedSaver	16/03/2023		Bank Statement	Distribution - CBA PERLS XIV Capital Notes 17/06/2032 [Distribution - CBA PERLS XIV Capital Notes 17/06/2032 - Interim]		(295.15)	(799.92)
15/06/2023	bankFeedSaver	16/06/2023		Bank Statement	Distribution - CBA PERLS XIV Capital Notes 17/06/2032 [Distribution - CBA PERLS XIV Capital Notes 17/06/2032 - Interim]		(326.78)	(1,126.70)
							(1,126.70)	(1,126.70)
<u>Commonwealth Bank Of Australia. (CBAPL.AX)</u>								
15/03/2023	rhondawilko@gmail.com	30/01/2024	rhondawilko@gmail.com	Bank Statement	Distribution - CBA PERLS XV Capital Notes 16/06/2031 [Distribution - CBA PERLS XV Capital Notes 16/06/2031 - Interim]		(401.79)	(401.79)
15/06/2023	rhondawilko@gmail.com	30/01/2024	rhondawilko@gmail.com	Bank Statement	Distribution - CBA PERLS XV Capital Notes 16/06/2031 [Distribution - CBA PERLS XV Capital Notes 16/06/2031 - Interim]		(339.90)	(741.69)
							(741.69)	(741.69)
<u>Cochlear Limited (COH.AX)</u>								
17/10/2022	bankFeedSaver	18/10/2022		Bank Statement	Distribution - Cochlear Ltd [Distribution - Cochlear Ltd - Interim]		(97.15)	(97.15)
14/04/2023	bankFeedSaver	15/04/2023		Bank Statement	Distribution - Cochlear Ltd [Distribution - Cochlear Ltd - Interim]		(103.85)	(201.00)

R&B McDougall Superannuation Fund

General Ledger - Audit View

For The Period 01 July 2022 - 30 June 2023

Transaction Date	Transaction Source	Processed Date	Last Modified By	Transaction Type	Description	Units	Amount \$	Balance \$
							(201.00)	(201.00)
<u>Coles Group Limited. (COL.AX)</u>								
28/09/2022	bankFeedSaver	30/09/2022		Bank Statement	Distribution - Coles Group Limited [Distribution - Coles Group Limited - Interim]		(271.20)	(271.20)
30/03/2023	bankFeedSaver	31/03/2023		Bank Statement	Distribution - Coles Group Limited [Distribution - Coles Group Limited - Interim]		(325.44)	(596.64)
							(596.64)	(596.64)
<u>CSL Limited (CSL.AX)</u>								
05/10/2022	bankFeedSaver	06/10/2022		Bank Statement	Distribution - CSL Limited [Distribution - CSL Limited - Interim]		(219.79)	(219.79)
05/04/2023	bankFeedSaver	06/04/2023		Bank Statement	Distribution - CSL Limited [Distribution - CSL Limited - Interim]		(202.68)	(422.47)
							(422.47)	(422.47)
<u>Gilead Sciences Inc. (GILD.NDQ)</u>								
29/09/2022	bankFeedSaver	05/10/2022		Bank Statement	Distribution - Gilead Sciences Inc [Distribution - Gilead Sciences Inc - Interim]		(117.95)	(117.95)
29/12/2022	bankFeedSaver	04/01/2023		Bank Statement	Distribution - Gilead Sciences Inc [Distribution - Gilead Sciences Inc - Interim]		(113.08)	(231.03)
30/03/2023	bankFeedSaver	04/04/2023		Bank Statement	Distribution - Gilead Sciences Inc [Distribution - Gilead Sciences Inc - Interim]		(117.41)	(348.44)
29/06/2023	bankFeedSaver	04/07/2023		Bank Statement	Distribution - Gilead Sciences Inc [Distribution - Gilead Sciences Inc - Interim]		(119.06)	(467.50)
							(467.50)	(467.50)
<u>Home Depot, Inc. (HD.NYE)</u>								
15/09/2022	bankFeedSaver	20/09/2022		Bank Statement	Distribution - Home Depot Inc [Distribution - Home Depot Inc - Interim]		(63.44)	(63.44)
15/12/2022	bankFeedSaver	21/12/2022		Bank Statement	Distribution - Home Depot Inc [Distribution - Home Depot Inc - Interim]		(63.32)	(126.76)
23/03/2023	bankFeedSaver	28/03/2023		Bank Statement	Distribution - Home Depot Inc [Distribution - Home Depot Inc - Interim]		(70.37)	(197.13)
15/06/2023	bankFeedSaver	20/06/2023		Bank Statement	Distribution - Home Depot Inc [Distribution - Home Depot Inc - Interim]		(68.26)	(265.39)
							(265.39)	(265.39)
<u>Insurance Australia Group Limited (IAGPD.AX)</u>								
15/09/2022	bankFeedSaver	17/09/2022		Bank Statement	Distribution - IAG Capital Notes 16/06/2025 [Distribution - IAG Capital Notes 16/06/2025]		(360.16)	(360.16)

R&B McDougall Superannuation Fund

General Ledger - Audit View

For The Period 01 July 2022 - 30 June 2023

Transaction Date	Transaction Source	Processed Date	Last Modified By	Transaction Type	Description	Units	Amount \$	Balance \$
					- Interim]			
15/12/2022	bankFeedSaver	16/12/2022		Bank Statement	Distribution - IAG Capital Notes 16/06/2025 [Distribution - IAG Capital Notes 16/06/2025 - Interim]		(414.56)	(774.72)
22/12/2022	bankFeedSaver	23/12/2022		Bank Statement	Distribution - IAG Capital Notes 16/06/2025 [Distribution - IAG Capital Notes 16/06/2025 - Interim]		(33.65)	(808.37)
							(808.37)	(808.37)
<u>Insurance Australia Group Limited (IAGPE.AX)</u>								
15/03/2023	rhondawilko@gmail.com	30/01/2024	rhondawilko@gmail.com	Bank Statement	Distribution - IAG Capital Notes 2 15/03/2032 [Distribution - IAG Capital Notes 2 15/03/2032 - Interim]		(392.09)	(392.09)
15/06/2023	rhondawilko@gmail.com	30/01/2024	rhondawilko@gmail.com	Bank Statement	Distribution - IAG Capital Notes 2 15/03/2032 [Distribution - IAG Capital Notes 2 15/03/2032 - Interim]		(463.62)	(855.71)
							(855.71)	(855.71)
<u>Johnson & Johnson (JNJ.NYE)</u>								
06/09/2022	bankFeedSaver	09/09/2022		Bank Statement	Distribution - Johnson & Johnson [Distribution - Johnson & Johnson - Interim]		(63.42)	(63.42)
06/12/2022	bankFeedSaver	09/12/2022		Bank Statement	Distribution - Johnson & Johnson [Distribution - Johnson & Johnson - Interim]		(63.54)	(126.96)
07/03/2023	bankFeedSaver	10/03/2023		Bank Statement	Distribution - Johnson & Johnson [Distribution - Johnson & Johnson - Interim]		(64.79)	(191.75)
06/06/2023	bankFeedSaver	09/06/2023		Bank Statement	Distribution - Johnson & Johnson [Distribution - Johnson & Johnson - Interim]		(67.43)	(259.18)
							(259.18)	(259.18)
<u>JPMorgan Chase & Co. (JPM.NYE)</u>								
01/08/2022	bankFeedSaver	06/08/2022		Bank Statement	Distribution - JPMorgan Chase & Co [Distribution - JPMorgan Chase & Co - Interim]		(102.17)	(102.17)
31/10/2022	bankFeedSaver	04/11/2022		Bank Statement	Distribution - JPMorgan Chase & Co [Distribution - JPMorgan Chase & Co - Interim]		(110.96)	(213.13)
31/01/2023	bankFeedSaver	03/02/2023		Bank Statement	Distribution - JPMorgan Chase & Co [Distribution - JPMorgan Chase & Co - Interim]		(98.92)	(312.05)
01/05/2023	bankFeedSaver	06/05/2023		Bank Statement	Distribution - JPMorgan Chase & Co [Distribution - JPMorgan Chase & Co -		(105.95)	(418.00)

R&B McDougall Superannuation Fund

General Ledger - Audit View

For The Period 01 July 2022 - 30 June 2023

Transaction Date	Transaction Source	Processed Date	Last Modified By	Transaction Type	Description	Units	Amount \$	Balance \$
					Interim]		(418.00)	(418.00)
<u>Mastercard Incorporated - Ordinary Shares - Class A (MA.NYE)</u>								
09/08/2022	bankFeedSaver	13/08/2022		Bank Statement	Distribution - Mastercard Inc [Distribution - Mastercard Inc - Interim]		(11.37)	(11.37)
09/08/2022	bankFeedSaver	05/10/2022		Bank Statement	Distribution - Mastercard Inc [Distribution - Mastercard Inc - Interim]		(3.16)	(14.53)
09/11/2022	bankFeedSaver	12/11/2022		Bank Statement	Distribution - Mastercard Inc [Distribution - Mastercard Inc - Interim]		(15.57)	(30.10)
09/02/2023	bankFeedSaver	14/02/2023		Bank Statement	Distribution - Mastercard Inc [Distribution - Mastercard Inc - Interim]		(17.32)	(47.42)
09/05/2023	bankFeedSaver	13/05/2023		Bank Statement	Distribution - Mastercard Inc [Distribution - Mastercard Inc - Interim]		(17.65)	(65.07)
							(65.07)	(65.07)
<u>Macquarie Bank Limited (Netwealth Portfolio) (MBLPC.AX)</u>								
21/09/2022	bankFeedSaver	22/09/2022		Bank Statement	Distribution - Macquarie Bank Capital Notes 2 21/12/2028 [Distribution - Macquarie Bank Capital Notes 2 21/12/2028 - Interim]		(378.37)	(378.37)
21/12/2022	bankFeedSaver	22/12/2022		Bank Statement	Distribution - Macquarie Bank Capital Notes 2 21/12/2028 [Distribution - Macquarie Bank Capital Notes 2 21/12/2028 - Interim]		(430.79)	(809.16)
21/03/2023	bankFeedSaver	22/03/2023		Bank Statement	Distribution - Macquarie Bank Capital Notes 2 21/12/2028 [Distribution - Macquarie Bank Capital Notes 2 21/12/2028 - Interim]		(444.67)	(1,253.83)
21/06/2023	bankFeedSaver	22/06/2023		Bank Statement	Distribution - Macquarie Bank Capital Notes 2 21/12/2028 [Distribution - Macquarie Bank Capital Notes 2 21/12/2028 - Interim]		(481.07)	(1,734.90)
							(1,734.90)	(1,734.90)
<u>Macquarie Bank Limited (MBLPD.AX)</u>								
07/09/2022	bankFeedSaver	08/09/2022		Bank Statement	Distribution - Macquarie Bank Capital Notes 3 08/09/2031 [Distribution - Macquarie Bank Capital Notes 3 08/09/2031 - Interim]		(266.94)	(266.94)
07/12/2022	bankFeedSaver	08/12/2022		Bank Statement	Distribution - Macquarie Bank Capital Notes 3 08/09/2031 [Distribution - Macquarie Bank Capital Notes 3 08/09/2031 - Interim]		(350.25)	(617.19)
07/03/2023	bankFeedSaver	08/03/2023		Bank Statement	Distribution - Macquarie Bank Capital Notes 3 08/09/2031 [Distribution - Macquarie Bank Capital Notes 3 08/09/2031 - Interim]		(380.04)	(997.23)

R&B McDougall Superannuation Fund
General Ledger - Audit View

For The Period 01 July 2022 - 30 June 2023

Transaction Date	Transaction Source	Processed Date	Last Modified By	Transaction Type	Description	Units	Amount \$	Balance \$
07/06/2023	bankFeedSaver	08/06/2023		Bank Statement	Distribution - Macquarie Bank Capital Notes 3 08/09/2031 [Distribution - Macquarie Bank Capital Notes 3 08/09/2031 - Interim]		(421.68)	(1,418.91)
							(1,418.91)	(1,418.91)
<u>Magellan Financial Group Limited (MFG.AX)</u>								
06/09/2022	bankFeedSaver	07/09/2022		Bank Statement	Distribution - Magellan Financial Group Ltd [Distribution - Magellan Financial Group Ltd - Interim]		(146.07)	(146.07)
08/03/2023	bankFeedSaver	09/03/2023		Bank Statement	Distribution - Magellan Financial Group Ltd [Distribution - Magellan Financial Group Ltd - Interim]		(99.43)	(245.50)
							(245.50)	(245.50)
<u>Macquarie Group Limited (MQG.AX)</u>								
04/07/2022	bankFeedSaver	06/07/2022		Bank Statement	Distribution - Macquarie Group Ltd [Distribution - Macquarie Group Ltd - Interim]		(1,050.00)	(1,050.00)
13/12/2022	bankFeedSaver	15/12/2022		Bank Statement	Distribution - Macquarie Group Ltd [Distribution - Macquarie Group Ltd - Interim]		(900.00)	(1,950.00)
							(1,950.00)	(1,950.00)
<u>Macquarie Group Limited (MQGPD.AX)</u>								
12/09/2022	bankFeedSaver	13/09/2022		Bank Statement	Distribution - Macquarie Group Capital Notes 4 10/09/2029 [Distribution - Macquarie Group Capital Notes 4 10/09/2029 - Interim]		(344.45)	(344.45)
12/12/2022	bankFeedSaver	13/12/2022		Bank Statement	Distribution - Macquarie Group Capital Notes 4 10/09/2029 [Distribution - Macquarie Group Capital Notes 4 10/09/2029 - Interim]		(402.23)	(746.68)
10/03/2023	bankFeedSaver	11/03/2023		Bank Statement	Distribution - Macquarie Group Capital Notes 4 10/09/2029 [Distribution - Macquarie Group Capital Notes 4 10/09/2029 - Interim]		(415.72)	(1,162.40)
13/06/2023	bankFeedSaver	14/06/2023		Bank Statement	Distribution - Macquarie Group Capital Notes 4 10/09/2029 [Distribution - Macquarie Group Capital Notes 4 10/09/2029 - Interim]		(479.44)	(1,641.84)
							(1,641.84)	(1,641.84)
<u>Macquarie Group Limited (MQGPF.AX)</u>								
12/09/2022	rhondawilko@gmail.com	30/01/2024	rhondawilko@gmail.com	Bank Statement	Distribution - Macquarie Group Capital Notes 6 12/09/2032 [Distribution - Macquarie Group Capital Notes 6 12/09/2032 - Interim]		(161.44)	(161.44)

R&B McDougall Superannuation Fund

General Ledger - Audit View

For The Period 01 July 2022 - 30 June 2023

Transaction Date	Transaction Source	Processed Date	Last Modified By	Transaction Type	Description	Units	Amount \$	Balance \$
12/12/2022	rhondawilko@gmail.com	30/01/2024	rhondawilko@gmail.com	Bank Statement	Distribution - Macquarie Group Capital Notes 6 12/09/2032 [Distribution - Macquarie Group Capital Notes 6 12/09/2032 - Interim]		(271.25)	(432.69)
13/03/2023	rhondawilko@gmail.com	30/01/2024	rhondawilko@gmail.com	Bank Statement	Distribution - Macquarie Group Capital Notes 6 12/09/2032 [Distribution - Macquarie Group Capital Notes 6 12/09/2032 - Interim]		(291.24)	(723.93)
13/06/2023	rhondawilko@gmail.com	30/01/2024	rhondawilko@gmail.com	Bank Statement	Distribution - Macquarie Group Capital Notes 6 12/09/2032 [Distribution - Macquarie Group Capital Notes 6 12/09/2032 - Interim]		(316.07)	(1,040.00)
							(1,040.00)	(1,040.00)
<u>Merck & Co Inc (MRK.NYE)</u>								
08/07/2022	bankFeedSaver	14/07/2022		Bank Statement	Distribution - Merck & Co Inc [Distribution - Merck & Co Inc - Interim]		(69.74)	(69.74)
07/10/2022	bankFeedSaver	12/10/2022		Bank Statement	Distribution - Merck & Co Inc [Distribution - Merck & Co Inc - Interim]		(75.09)	(144.83)
09/01/2023	bankFeedSaver	12/01/2023		Bank Statement	Distribution - Merck & Co Inc [Distribution - Merck & Co Inc - Interim]		(73.20)	(218.03)
10/04/2023	bankFeedSaver	13/04/2023		Bank Statement	Distribution - Merck & Co Inc [Distribution - Merck & Co Inc - Interim]		(76.23)	(294.26)
							(294.26)	(294.26)
<u>Microsoft Corporation (MSFT.NDQ)</u>								
08/09/2022	bankFeedSaver	14/09/2022		Bank Statement	Distribution - Microsoft Corporation [Distribution - Microsoft Corporation - Interim]		(58.40)	(58.40)
08/12/2022	bankFeedSaver	13/12/2022		Bank Statement	Distribution - Microsoft Corporation [Distribution - Microsoft Corporation - Interim]		(64.66)	(123.06)
09/03/2023	bankFeedSaver	22/03/2023		Bank Statement	Distribution - Microsoft Corporation [Distribution - Microsoft Corporation - Interim]		(65.64)	(188.70)
08/06/2023	bankFeedSaver	15/06/2023		Bank Statement	Distribution - Microsoft Corporation [Distribution - Microsoft Corporation - Interim]		(64.90)	(253.60)
							(253.60)	(253.60)
<u>National Australia Bank Limited (NABPF.AX)</u>								
19/09/2022	bankFeedSaver	20/09/2022		Bank Statement	Distribution - NAB Capital Notes 3 19/06/2028 [Distribution - NAB Capital Notes 3 19/06/2028 - Interim]		(283.31)	(283.31)

R&B McDougall Superannuation Fund

General Ledger - Audit View

For The Period 01 July 2022 - 30 June 2023

Transaction Date	Transaction Source	Processed Date	Last Modified By	Transaction Type	Description	Units	Amount \$	Balance \$
19/12/2022	bankFeedSaver	20/12/2022		Bank Statement	Distribution - NAB Capital Notes 3 19/06/2028 [Distribution - NAB Capital Notes 3 19/06/2028 - Interim]		(323.54)	(606.85)
17/03/2023	bankFeedSaver	21/03/2023		Bank Statement	Distribution - NAB Capital Notes 3 19/06/2028 [Distribution - NAB Capital Notes 3 19/06/2028 - Interim]		(329.37)	(936.22)
19/06/2023	bankFeedSaver	21/06/2023		Bank Statement	Distribution - NAB Capital Notes 3 19/06/2028 [Distribution - NAB Capital Notes 3 19/06/2028 - Interim]		(375.47)	(1,311.69)
							(1,311.69)	(1,311.69)
<u>Newcrest Mining Limited (NCM.AX)</u>								
29/09/2022	bankFeedSaver	30/09/2022		Bank Statement	Distribution - Newcrest Mining Ltd [Distribution - Newcrest Mining Ltd - Interim]		(171.18)	(171.18)
30/03/2023	bankFeedSaver	31/03/2023		Bank Statement	Distribution - Newcrest Mining Ltd [Distribution - Newcrest Mining Ltd - Interim]		(306.14)	(477.32)
							(477.32)	(477.32)
<u>Organon & Co. (OGN.NYE)</u>								
15/09/2022	bankFeedSaver	20/09/2022		Bank Statement	Distribution - Organon & Co [Distribution - Organon & Co - Interim]		(2.63)	(2.63)
15/12/2022	bankFeedSaver	20/12/2022		Bank Statement	Distribution - Organon & Co [Distribution - Organon & Co - Interim]		(2.64)	(5.27)
16/03/2023	bankFeedSaver	21/03/2023		Bank Statement	Distribution - Organon & Co [Distribution - Organon & Co - Interim]		(2.65)	(7.92)
15/06/2023	bankFeedSaver	20/06/2023		Bank Statement	Distribution - Organon & Co [Distribution - Organon & Co - Interim]		(2.56)	(10.48)
							(10.48)	(10.48)
<u>Origin Energy Limited (ORG.AX)</u>								
30/09/2022	bankFeedSaver	04/10/2022		Bank Statement	Distribution - Origin Energy Ltd [Distribution - Origin Energy Ltd - Interim]		(441.05)	(441.05)
24/03/2023	bankFeedSaver	25/03/2023		Bank Statement	Distribution - Origin Energy Ltd [Distribution - Origin Energy Ltd - Interim]		(441.05)	(882.10)
							(882.10)	(882.10)
<u>Pfizer Inc. (PFE.NYE)</u>								
06/09/2022	bankFeedSaver	09/09/2022		Bank Statement	Distribution - Pfizer Inc [Distribution - Pfizer Inc - Interim]		(88.55)	(88.55)
05/12/2022	bankFeedSaver	08/12/2022		Bank Statement	Distribution - Pfizer Inc [Distribution - Pfizer Inc - Interim]		(89.07)	(177.62)

R&B McDougall Superannuation Fund

General Ledger - Audit View

For The Period 01 July 2022 - 30 June 2023

Transaction Date	Transaction Source	Processed Date	Last Modified By	Transaction Type	Description	Units	Amount \$	Balance \$
03/03/2023	bankFeedSaver	08/03/2023		Bank Statement	Distribution - Pfizer Inc [Distribution - Pfizer Inc - Interim]		(90.33)	(267.95)
09/06/2023	bankFeedSaver	14/06/2023		Bank Statement	Distribution - Pfizer Inc [Distribution - Pfizer Inc - Interim]		(90.33)	(358.28)
							(358.28)	(358.28)
<u>Ramsay Health Care Limited (RHCPA.AX)</u>								
20/10/2022	bankFeedSaver	21/10/2022		Bank Statement	Distribution - Ramsay Health Care Limited CARES [Distribution - Ramsay Health Care Limited CARES - Interim]		(583.70)	(583.70)
20/04/2023	bankFeedSaver	21/04/2023		Bank Statement	Distribution - Ramsay Health Care Limited CARES [Distribution - Ramsay Health Care Limited CARES - Interim]		(833.17)	(1,416.87)
							(1,416.87)	(1,416.87)
<u>Resmed Inc (RMD.AX)</u>								
22/09/2022	bankFeedSaver	24/09/2022		Bank Statement	Distribution - ResMed Inc CDI [Distribution - ResMed Inc CDI - Interim]		(25.34)	(25.34)
15/12/2022	bankFeedSaver	16/12/2022		Bank Statement	Distribution - ResMed Inc CDI [Distribution - ResMed Inc CDI - Interim]		(26.48)	(51.82)
16/03/2023	bankFeedSaver	17/03/2023		Bank Statement	Distribution - ResMed Inc CDI [Distribution - ResMed Inc CDI - Interim]		(25.26)	(77.08)
15/06/2023	bankFeedSaver	16/06/2023		Bank Statement	Distribution - ResMed Inc CDI [Distribution - ResMed Inc CDI - Interim]		(26.15)	(103.23)
							(103.23)	(103.23)
<u>Suncorp Group Limited (SUNPL.AX)</u>								
19/09/2022	bankFeedSaver	20/09/2022		Bank Statement	Distribution - Suncorp Group Limited Capital Notes 4 17/12/2030 [Distribution - Suncorp Group Limited Capital Notes 4 17/12/2030 - Interim]		(635.32)	(635.32)
19/12/2022	bankFeedSaver	20/12/2022		Bank Statement	Distribution - Suncorp Group Limited Capital Notes 4 17/12/2030 [Distribution - Suncorp Group Limited Capital Notes 4 17/12/2030 - Interim]		(751.43)	(1,386.75)
17/03/2023	bankFeedSaver	21/03/2023		Bank Statement	Distribution - Suncorp Group Limited Capital Notes 4 17/12/2030 [Distribution - Suncorp Group Limited Capital Notes 4 17/12/2030 - Interim]		(772.28)	(2,159.03)
19/06/2023	bankFeedSaver	20/06/2023		Bank Statement	Distribution - Suncorp Group Limited Capital Notes 4 17/12/2030 [Distribution - Suncorp		(890.40)	(3,049.43)

R&B McDougall Superannuation Fund

General Ledger - Audit View

For The Period 01 July 2022 - 30 June 2023

Transaction Date	Transaction Source	Processed Date	Last Modified By	Transaction Type	Description	Units	Amount \$	Balance \$
					Group Limited Capital Notes 4 17/12/2030 - Interim]		(3,049.43)	(3,049.43)
<u>Taiwan Semiconductor Manufacturing - ADR (TSM.NYE)</u>								
14/07/2022	bankFeedSaver	19/07/2022		Bank Statement	Distribution - Taiwan Semiconductor Manufacturing Company Ltd [Distribution - Taiwan Semiconductor Manufacturing Company Ltd - Interim]		(40.53)	(40.53)
13/10/2022	bankFeedSaver	18/10/2022		Bank Statement	Distribution - Taiwan Semiconductor Manufacturing Company Ltd [Distribution - Taiwan Semiconductor Manufacturing Company Ltd - Interim]		(40.91)	(81.44)
12/01/2023	bankFeedSaver	17/01/2023		Bank Statement	Distribution - Taiwan Semiconductor Manufacturing Company Ltd [Distribution - Taiwan Semiconductor Manufacturing Company Ltd - Interim]		(38.01)	(119.45)
13/04/2023	bankFeedSaver	18/04/2023		Bank Statement	Distribution - Taiwan Semiconductor Manufacturing Company Ltd [Distribution - Taiwan Semiconductor Manufacturing Company Ltd - Interim]		(39.42)	(158.87)
							(158.87)	(158.87)
<u>Westpac Banking Corporation (WBC.AX)</u>								
20/12/2022	bankFeedSaver	21/12/2022		Bank Statement	Distribution - Westpac Banking Corporation [Distribution - Westpac Banking Corporation - Interim]		(470.40)	(470.40)
27/06/2023	bankFeedSaver	28/06/2023		Bank Statement	Distribution - Westpac Banking Corporation [Distribution - Westpac Banking Corporation - Interim]		(514.50)	(984.90)
							(984.90)	(984.90)
<u>Westpac Banking Corporation (Netwealth Portfolio) (WBCPI.AX)</u>								
19/09/2022	bankFeedSaver	20/09/2022		Bank Statement	Distribution - Westpac Capital Notes 6 31/07/2026 [Distribution - Westpac Capital Notes 6 31/07/2026 - Interim]		(270.57)	(270.57)
19/12/2022	bankFeedSaver	20/12/2022		Bank Statement	Distribution - Westpac Capital Notes 6 31/07/2026 [Distribution - Westpac Capital Notes 6 31/07/2026 - Interim]		(316.20)	(586.77)
20/03/2023	bankFeedSaver	21/03/2023		Bank Statement	Distribution - Westpac Capital Notes 6 31/07/2026 [Distribution - Westpac Capital Notes 6 31/07/2026 - Interim]		(329.96)	(916.73)

R&B McDougall Superannuation Fund

General Ledger - Audit View

For The Period 01 July 2022 - 30 June 2023

Transaction Date	Transaction Source	Processed Date	Last Modified By	Transaction Type	Description	Units	Amount \$	Balance \$
19/06/2023	bankFeedSaver	21/06/2023		Bank Statement	Distribution - Westpac Capital Notes 6 31/07/2026 [Distribution - Westpac Capital Notes 6 31/07/2026 - Interim]		(361.10)	(1,277.83)
							(1,277.83)	(1,277.83)
<u>Westpac Banking Corporation (WBCPL.AX)</u>								
23/09/2022	bankFeedSaver	24/09/2022		Bank Statement	Distribution - Westpac Capital Notes 9 22/06/2031 [Distribution - Westpac Capital Notes 9 22/06/2031 - Interim]		(137.88)	(137.88)
22/12/2022	bankFeedSaver	23/12/2022		Bank Statement	Distribution - Westpac Capital Notes 9 22/06/2031 [Distribution - Westpac Capital Notes 9 22/06/2031 - Interim]		(220.08)	(357.96)
22/03/2023	bankFeedSaver	23/03/2023		Bank Statement	Distribution - Westpac Capital Notes 9 22/06/2031 [Distribution - Westpac Capital Notes 9 22/06/2031 - Interim]		(228.58)	(586.54)
22/06/2023	bankFeedSaver	23/06/2023		Bank Statement	Distribution - Westpac Capital Notes 9 22/06/2031 [Distribution - Westpac Capital Notes 9 22/06/2031 - Interim]		(250.40)	(836.94)
							(836.94)	(836.94)
<u>Woodside Energy Group Ltd (WDS.AX)</u>								
06/10/2022	bankFeedSaver	08/10/2022		Bank Statement	Distribution - Woodside Energy Group Ltd [Distribution - Woodside Energy Group Ltd - Interim]		(1,468.37)	(1,468.37)
05/04/2023	bankFeedSaver	06/04/2023		Bank Statement	Distribution - Woodside Energy Group Ltd [Distribution - Woodside Energy Group Ltd - Interim]		(1,977.74)	(3,446.11)
							(3,446.11)	(3,446.11)
<u>Wesfarmers Limited (WES.AX)</u>								
06/10/2022	bankFeedSaver	07/10/2022		Bank Statement	Distribution - Wesfarmers Limited [Distribution - Wesfarmers Limited - Interim]		(195.00)	(195.00)
28/03/2023	bankFeedSaver	29/03/2023		Bank Statement	Distribution - Wesfarmers Limited [Distribution - Wesfarmers Limited - Interim]		(171.60)	(366.60)
							(366.60)	(366.60)
<u>Woolworths Group Limited (WOW.AX)</u>								
27/09/2022	bankFeedSaver	28/09/2022		Bank Statement	Distribution - Woolworths Group Limited [Distribution - Woolworths Group Limited - Interim]		(223.13)	(223.13)
13/04/2023	bankFeedSaver	14/04/2023		Bank Statement	Distribution - Woolworths Group Limited [Distribution - Woolworths Group Limited -		(193.66)	(416.79)

R&B McDougall Superannuation Fund

General Ledger - Audit View

For The Period 01 July 2022 - 30 June 2023

Transaction Date	Transaction Source	Processed Date	Last Modified By	Transaction Type	Description	Units	Amount \$	Balance \$
					Interim]		(416.79)	(416.79)
Contributions (24200)								
<u>(Contributions) McDougall, Rhondda - Accumulation (MCDOUGRHON01)</u>								
03/11/2022	rhondawilko@gmail.com	30/01/2024		General Journal			(235.00)	(235.00)
16/06/2023	Bank Data Service	19/06/2023	rhondawilko@gmail.com	Bank Statement	RHONDDA MCDOUGALL Concessional contribut 50		(20,000.00)	(20,235.00)
19/06/2023	Bank Data Service	19/06/2023	rhondawilko@gmail.com	Bank Statement	RHONDDA MCDOUGALL Concessional Contr 50		(7,500.00)	(27,735.00)
							(27,735.00)	(27,735.00)
Changes in Market Values of Investments (24700)								
<u>Changes in Market Values of Investments (24700)</u>								
15/07/2022	SYSTEM	16/07/2022		System Journal	Unrealised Gain writeback as at 15/07/2022 (GOOGL.NDQ)		329.05	329.05
31/07/2022	SYSTEM	30/07/2022		System Journal	Revaluation - 29/07/2022 @ \$102.300000 (System Price) - 284.000000 Units on hand (RHCPA.AX)		(525.40)	(196.35)
31/07/2022	SYSTEM	30/07/2022		System Journal	Revaluation - 29/07/2022 @ \$37.520000 (System Price) - 421.000000 Units on hand (WOW.AX)		(1,090.39)	(1,286.74)
31/07/2022	SYSTEM	30/07/2022		System Journal	Revaluation - 29/07/2022 @ \$11.450000 (System Price) - 1,289.000000 Units on hand (BXB.AX)		(528.49)	(1,815.23)
31/07/2022	SYSTEM	30/07/2022		System Journal	Revaluation - 29/07/2022 @ \$82.970000 (System Price) - 1,199.000000 Units on hand (VAP.AX)		1,426.81	(388.42)
31/07/2022	SYSTEM	30/07/2022		System Journal	Revaluation - 29/07/2022 @ \$400.656500 (System Price) - 92.000000 Units on hand (MSFT.NDQ)		(1,623.40)	(2,011.82)
31/07/2022	SYSTEM	30/07/2022		System Journal	Revaluation - 29/07/2022 @ \$101.430000 (System Price) - 200.000000 Units on hand (WBCPL.AX)		(286.00)	(2,297.82)
31/07/2022	SYSTEM	30/07/2022		System Journal	Revaluation - 29/07/2022 @ \$106.867000 (System Price) - 277.000000 Units on hand (MQGPD.AX)		(392.51)	(2,690.33)
31/07/2022	SYSTEM	30/07/2022		System Journal	Revaluation - 29/07/2022 @ \$21.510000 (System Price) - 735.000000 Units on hand		1,991.85	(698.48)

R&B McDougall Superannuation Fund
General Ledger - Audit View

For The Period 01 July 2022 - 30 June 2023

Transaction Date	Transaction Source	Processed Date	Last Modified By	Transaction Type	Description	Units	Amount \$	Balance \$
					(WBC.AX)			
31/07/2022	SYSTEM	30/07/2022		System Journal	Revaluation - 29/07/2022 @ \$181.130000 (System Price) - 300.000000 Units on hand (MQG.AX)		2,097.00	1,398.52
31/07/2022	SYSTEM	30/07/2022		System Journal	Revaluation - 29/07/2022 @ \$100.470000 (System Price) - 296.000000 Units on hand (CBAPD.AX)		189.44	1,587.96
31/07/2022	SYSTEM	30/07/2022		System Journal	Revaluation - 29/07/2022 @ \$31.980000 (System Price) - 918.000000 Units on hand (WDS.AX)		(7,495.02)	(5,907.06)
31/07/2022	SYSTEM	30/07/2022		System Journal	Revaluation - 29/07/2022 @ \$102.250000 (System Price) - 290.000000 Units on hand (IAGPD.AX)		423.40	(5,483.66)
31/07/2022	SYSTEM	30/07/2022		System Journal	Revaluation - 28/07/2022 @ \$0.893700 (Exit) - 80,785.333700 Units on hand (ETL0019AU)		565.50	(4,918.16)
31/07/2022	SYSTEM	30/07/2022		System Journal	Revaluation - 29/07/2022 @ \$99.350000 (System Price) - 300.000000 Units on hand (MBLPD.AX)		315.00	(4,603.16)
31/07/2022	SYSTEM	30/07/2022		System Journal	Revaluation - 29/07/2022 @ \$289.840000 (System Price) - 125.000000 Units on hand (CSL.AX)		(1,980.00)	(6,583.16)
31/07/2022	SYSTEM	30/07/2022		System Journal	Revaluation - 29/07/2022 @ \$99.680000 (System Price) - 750.000000 Units on hand (SUNPI.AX)		345.00	(6,238.16)
31/07/2022	SYSTEM	30/07/2022		System Journal	Revaluation - 28/07/2022 @ \$1.332000 (Exit) - 14,397.120600 Units on hand (HOW3590AU)		1,580.81	(4,657.35)
31/07/2022	SYSTEM	30/07/2022		System Journal	Revaluation - 29/07/2022 @ \$149.693200 (System Price) - 89.000000 Units on hand (APTV.NYE)		(304.54)	(4,961.89)
31/07/2022	SYSTEM	30/07/2022		System Journal	Revaluation - 29/07/2022 @ \$214.230000 (System Price) - 67.000000 Units on hand (COH.AX)		706.18	(4,255.71)
31/07/2022	SYSTEM	30/07/2022		System Journal	Revaluation - 29/07/2022 @ \$19.300000 (System Price) - 587.000000 Units on hand (NCM.AX)		3,351.77	(903.94)
31/07/2022	SYSTEM	30/07/2022		System Journal	Revaluation - 29/07/2022 @ \$219.808800 (System Price) - 94.000000 Units on hand (AXP.NYE)		1,685.04	781.10
31/07/2022	SYSTEM	30/07/2022		System Journal	Revaluation - 29/07/2022 @ \$102.969000 (System Price) - 277.000000 Units on hand		119.39	900.49

R&B McDougall Superannuation Fund
General Ledger - Audit View

For The Period 01 July 2022 - 30 June 2023

Transaction Date	Transaction Source	Processed Date	Last Modified By	Transaction Type	Description	Units	Amount \$	Balance \$
					(WBCPI.AX)			
31/07/2022	SYSTEM	30/07/2022		System Journal	Revaluation - 29/07/2022 @ \$5.940000 (System Price) - 2,673.000000 Units on hand (ORG.AX)		2,352.24	3,252.73
31/07/2022	SYSTEM	30/07/2022		System Journal	Revaluation - 29/07/2022 @ \$85.271900 (System Price) - 150.000000 Units on hand (GILD.NDQ)		834.10	4,086.83
31/07/2022	SYSTEM	30/07/2022		System Journal	Revaluation - 29/07/2022 @ \$107.240000 (System Price) - 267.000000 Units on hand (MBLPC.AX)		(157.53)	3,929.30
31/07/2022	SYSTEM	30/07/2022		System Journal	Revaluation - 29/07/2022 @ \$100.000000 (System Price) - 252.000000 Units on hand (ANZPI.AX)		302.40	4,231.70
31/07/2022	SYSTEM	30/07/2022		System Journal	Revaluation - 29/07/2022 @ \$0.840000 (System Price) - 26.000000 Units on hand (MFGO.AX)		10.92	4,242.62
31/07/2022	SYSTEM	30/07/2022		System Journal	Revaluation - 29/07/2022 @ \$38.680000 (System Price) - 594.000000 Units on hand (BHP.AX)		3,700.62	7,943.24
31/07/2022	SYSTEM	30/07/2022		System Journal	Revaluation - 29/07/2022 @ \$18.490000 (System Price) - 1,089.000000 Units on hand (AMC.AX)		54.45	7,997.69
31/07/2022	SYSTEM	30/07/2022		System Journal	Revaluation - 29/07/2022 @ \$6.008300 (System Price) - 737.000000 Units on hand (TME.NYE)		(202.83)	7,794.86
31/07/2022	SYSTEM	30/07/2022		System Journal	Revaluation - 29/07/2022 @ \$1,272.227800 (System Price) - 21.000000 Units on hand (TSLA.NDQ)		(4,355.93)	3,438.93
31/07/2022	SYSTEM	30/07/2022		System Journal	Revaluation - 29/07/2022 @ \$34.210000 (System Price) - 569.000000 Units on hand (RMD.AX)		(2,839.31)	599.62
31/07/2022	SYSTEM	30/07/2022		System Journal	Revaluation - 29/07/2022 @ \$18.750000 (System Price) - 904.000000 Units on hand (COL.AX)		(1,030.56)	(430.94)
31/07/2022	SYSTEM	30/07/2022		System Journal	Revaluation - 31/07/2022 @ \$0.000000 - 0.000000 Units on hand (WPL.AX)		(1,751.76)	(2,182.70)
31/07/2022	SYSTEM	30/07/2022		System Journal	Revaluation - 29/07/2022 @ \$22.900000 (System Price) - 751.000000 Units on hand (ANZ.AX)		2,155.37	(27.33)
31/07/2022	SYSTEM	30/07/2022		System Journal	Revaluation - 29/07/2022 @ \$231.925200 (System Price) - 148.000000 Units on hand (AAPL.NDQ)		(3,281.03)	(3,308.36)

R&B McDougall Superannuation Fund
General Ledger - Audit View

For The Period 01 July 2022 - 30 June 2023

Transaction Date	Transaction Source	Processed Date	Last Modified By	Transaction Type	Description	Units	Amount \$	Balance \$
31/07/2022	SYSTEM	30/07/2022		System Journal	Revaluation - 29/07/2022 @ \$3.980000 (System Price) - 50.000000 Units on hand (ANZR.AX)		(199.00)	(3,507.36)
31/07/2022	SYSTEM	30/07/2022		System Journal	Revaluation - 29/07/2022 @ \$45.269000 (System Price) - 9.000000 Units on hand (OGN.NYE)		83.33	(3,424.03)
31/07/2022	SYSTEM	30/07/2022		System Journal	Revaluation - 29/07/2022 @ \$104.800000 (System Price) - 271.000000 Units on hand (NABPF.AX)		325.20	(3,098.83)
31/07/2022	SYSTEM	30/07/2022		System Journal	Revaluation - 29/07/2022 @ \$16.450000 (System Price) - 2,053.000000 Units on hand (PLUS.AX)		20.53	(3,078.30)
31/07/2022	SYSTEM	30/07/2022		System Journal	Revaluation - 29/07/2022 @ \$123.490800 (System Price) - 52.000000 Units on hand (PYPL.NDQ)		(210.53)	(3,288.83)
31/07/2022	SYSTEM	30/07/2022		System Journal	Revaluation - 29/07/2022 @ \$11.780000 (System Price) - 821.000000 Units on hand (NXT.AX)		(443.34)	(3,732.17)
31/07/2022	SYSTEM	30/07/2022		System Journal	Revaluation - 29/07/2022 @ \$249.065200 (System Price) - 54.000000 Units on hand (JNJ.NYE)		257.88	(3,474.29)
31/07/2022	SYSTEM	30/07/2022		System Journal	Revaluation - 29/07/2022 @ \$24.400000 (System Price) - 1,539.000000 Units on hand (SUBD.AX)		307.80	(3,166.49)
31/07/2022	SYSTEM	30/07/2022		System Journal	Revaluation - 29/07/2022 @ \$14.580000 (System Price) - 212.000000 Units on hand (MFG.AX)		330.72	(2,835.77)
31/07/2022	SYSTEM	30/07/2022		System Journal	Revaluation - 29/07/2022 @ \$100.770000 (System Price) - 188.000000 Units on hand (CBA.AX)		1,088.52	(1,747.25)
31/07/2022	SYSTEM	30/07/2022		System Journal	Revaluation - 29/07/2022 @ \$164.635400 (System Price) - 101.000000 Units on hand (JPM.NYE)		1,956.45	209.20
31/07/2022	SYSTEM	30/07/2022		System Journal	Revaluation - 26/07/2022 @ \$99.701000 (System Price) - 131.000000 Units on hand (PPCHB.AX)		26.07	235.27
31/07/2022	SYSTEM	30/07/2022		System Journal	Revaluation - 29/07/2022 @ \$429.484800 (System Price) - 32.000000 Units on hand (HD.NYE)		92.66	327.93
31/07/2022	SYSTEM	30/07/2022		System Journal	Revaluation - 29/07/2022 @ \$127.543900 (System Price) - 51.000000 Units on hand (BABA.NYE)		173.02	500.95

R&B McDougall Superannuation Fund
General Ledger - Audit View

For The Period 01 July 2022 - 30 June 2023

Transaction Date	Transaction Source	Processed Date	Last Modified By	Transaction Type	Description	Units	Amount \$	Balance \$
31/07/2022	SYSTEM	30/07/2022		System Journal	Revaluation - 29/07/2022 @ \$46.630000 (System Price) - 195.000000 Units on hand (WES.AX)		198.90	699.85
31/07/2022	SYSTEM	30/07/2022		System Journal	Revaluation - 29/07/2022 @ \$126.273700 (System Price) - 75.000000 Units on hand (TSM.NYE)		387.55	1,087.40
31/07/2022	SYSTEM	30/07/2022		System Journal	Revaluation - 29/07/2022 @ \$127.501100 (System Price) - 99.000000 Units on hand (MRK.NYE)		294.30	1,381.70
31/07/2022	SYSTEM	30/07/2022		System Journal	Revaluation - 29/07/2022 @ \$14.510000 (System Price) - 1,372.000000 Units on hand (TCL.AX)		13.72	1,395.42
31/07/2022	SYSTEM	30/07/2022		System Journal	Revaluation - 29/07/2022 @ \$504.909400 (System Price) - 30.000000 Units on hand (MA.NYE)		(101.86)	1,293.56
31/07/2022	SYSTEM	30/07/2022		System Journal	Revaluation - 29/07/2022 @ \$166.005400 (System Price) - 200.000000 Units on hand (GOOGL.NDQ)		(2,042.46)	(748.90)
31/07/2022	SYSTEM	30/07/2022		System Journal	Revaluation - 29/07/2022 @ \$192.593100 (System Price) - 120.000000 Units on hand (AMZN.NDQ)		(3,431.86)	(4,180.76)
31/07/2022	SYSTEM	30/07/2022		System Journal	Revaluation - 29/07/2022 @ \$72.085100 (System Price) - 213.000000 Units on hand (PFE.NYE)		741.79	(3,438.97)
24/08/2022	SYSTEM	24/08/2022		System Journal	Unrealised Gain writeback as at 24/08/2022 (TSLA.NDQ)		2,490.31	(948.66)
31/08/2022	SYSTEM	30/08/2022		System Journal	Revaluation - 30/08/2022 @ \$102.850000 (System Price) - 284.000000 Units on hand (RHCPA.AX)		(156.20)	(1,104.86)
31/08/2022	SYSTEM	30/08/2022		System Journal	Revaluation - 30/08/2022 @ \$36.630000 (System Price) - 421.000000 Units on hand (WOW.AX)		374.69	(730.17)
31/08/2022	SYSTEM	30/08/2022		System Journal	Revaluation - 30/08/2022 @ \$12.510000 (System Price) - 1,289.000000 Units on hand (BXB.AX)		(1,366.34)	(2,096.51)
31/08/2022	SYSTEM	30/08/2022		System Journal	Revaluation - 30/08/2022 @ \$80.200000 (System Price) - 1,199.000000 Units on hand (VAP.AX)		3,321.23	1,224.72
31/08/2022	SYSTEM	30/08/2022		System Journal	Revaluation - 29/08/2022 @ \$386.745400 (System Price) - 92.000000 Units on hand (MSFT.NDQ)		1,279.82	2,504.54
31/08/2022	SYSTEM	30/08/2022		System Journal	Revaluation - 30/08/2022 @ \$102.500000		(214.00)	2,290.54

R&B McDougall Superannuation Fund
General Ledger - Audit View

For The Period 01 July 2022 - 30 June 2023

Transaction Date	Transaction Source	Processed Date	Last Modified By	Transaction Type	Description	Units	Amount \$	Balance \$
31/08/2022	SYSTEM	30/08/2022		System Journal	(System Price) - 200.000000 Units on hand (WBCPL.AX) Revaluation - 30/08/2022 @ \$105.030000 (System Price) - 277.000000 Units on hand (MQGPD.AX)		508.85	2,799.39
31/08/2022	SYSTEM	30/08/2022		System Journal	Revaluation - 30/08/2022 @ \$21.280000 (System Price) - 735.000000 Units on hand (WBC.AX)		169.05	2,968.44
31/08/2022	SYSTEM	30/08/2022		System Journal	Revaluation - 30/08/2022 @ \$175.170000 (System Price) - 300.000000 Units on hand (MQG.AX)		1,788.00	4,756.44
31/08/2022	SYSTEM	30/08/2022		System Journal	Revaluation - 30/08/2022 @ \$101.440000 (System Price) - 296.000000 Units on hand (CBAPD.AX)		(287.12)	4,469.32
31/08/2022	SYSTEM	30/08/2022		System Journal	Revaluation - 30/08/2022 @ \$35.870000 (System Price) - 918.000000 Units on hand (WDS.AX)		(3,571.02)	898.30
31/08/2022	SYSTEM	30/08/2022		System Journal	Revaluation - 30/08/2022 @ \$102.600000 (System Price) - 290.000000 Units on hand (IAGPD.AX)		(101.50)	796.80
31/08/2022	SYSTEM	30/08/2022		System Journal	Revaluation - 29/08/2022 @ \$0.874500 (Exit) - 80,785.333700 Units on hand (ETL0019AU)		1,551.08	2,347.88
31/08/2022	SYSTEM	30/08/2022		System Journal	Revaluation - 30/08/2022 @ \$99.580000 (System Price) - 300.000000 Units on hand (MBLPD.AX)		(69.00)	2,278.88
31/08/2022	SYSTEM	30/08/2022		System Journal	Revaluation - 30/08/2022 @ \$293.900000 (System Price) - 125.000000 Units on hand (CSL.AX)		(507.50)	1,771.38
31/08/2022	SYSTEM	30/08/2022		System Journal	Revaluation - 30/08/2022 @ \$99.800000 (System Price) - 750.000000 Units on hand (SUNPI.AX)		(90.00)	1,681.38
31/08/2022	SYSTEM	30/08/2022		System Journal	Revaluation - 29/08/2022 @ \$1.301800 (Exit) - 14,397.120600 Units on hand (HOW3590AU)		434.79	2,116.17
31/08/2022	SYSTEM	30/08/2022		System Journal	Revaluation - 29/08/2022 @ \$137.984800 (System Price) - 89.000000 Units on hand (APTV.NYE)		1,042.04	3,158.21
31/08/2022	SYSTEM	30/08/2022		System Journal	Revaluation - 30/08/2022 @ \$211.780000 (System Price) - 67.000000 Units on hand (COH.AX)		164.15	3,322.36
31/08/2022	SYSTEM	30/08/2022		System Journal	Revaluation - 30/08/2022 @ \$17.640000 (System Price) - 587.000000 Units on hand		974.42	4,296.78

R&B McDougall Superannuation Fund
General Ledger - Audit View

For The Period 01 July 2022 - 30 June 2023

Transaction Date	Transaction Source	Processed Date	Last Modified By	Transaction Type	Description	Units	Amount \$	Balance \$
					(NCM.AX)			
31/08/2022	SYSTEM	30/08/2022		System Journal	Revaluation - 29/08/2022 @ \$225.342700 (System Price) - 94.000000 Units on hand (AXP.NYE)		(520.18)	3,776.60
31/08/2022	SYSTEM	30/08/2022		System Journal	Revaluation - 30/08/2022 @ \$103.800000 (System Price) - 277.000000 Units on hand (WBCPI.AX)		(230.19)	3,546.41
31/08/2022	SYSTEM	30/08/2022		System Journal	Revaluation - 30/08/2022 @ \$6.390000 (System Price) - 2,673.000000 Units on hand (ORG.AX)		(1,202.85)	2,343.56
31/08/2022	SYSTEM	30/08/2022		System Journal	Revaluation - 29/08/2022 @ \$91.061500 (System Price) - 150.000000 Units on hand (GILD.NDQ)		(868.44)	1,475.12
31/08/2022	SYSTEM	30/08/2022		System Journal	Revaluation - 30/08/2022 @ \$107.369000 (System Price) - 267.000000 Units on hand (MBLPC.AX)		(34.44)	1,440.68
31/08/2022	SYSTEM	30/08/2022		System Journal	Revaluation - 30/08/2022 @ \$101.250000 (System Price) - 252.000000 Units on hand (ANZPI.AX)		(315.00)	1,125.68
31/08/2022	SYSTEM	30/08/2022		System Journal	Revaluation - 30/08/2022 @ \$0.685000 (System Price) - 26.000000 Units on hand (MFGO.AX)		4.03	1,129.71
31/08/2022	SYSTEM	30/08/2022		System Journal	Revaluation - 30/08/2022 @ \$41.750000 (System Price) - 594.000000 Units on hand (BHP.AX)		(1,823.58)	(693.87)
31/08/2022	SYSTEM	30/08/2022		System Journal	Revaluation - 30/08/2022 @ \$17.810000 (System Price) - 1,089.000000 Units on hand (AMC.AX)		740.52	46.65
31/08/2022	SYSTEM	30/08/2022		System Journal	Revaluation - 29/08/2022 @ \$7.188700 (System Price) - 737.000000 Units on hand (TME.NYE)		(869.95)	(823.30)
31/08/2022	SYSTEM	30/08/2022		System Journal	Revaluation - 29/08/2022 @ \$415.310600 (System Price) - 63.000000 Units on hand (TSLA.NDQ)		(1,938.10)	(2,761.40)
31/08/2022	SYSTEM	30/08/2022		System Journal	Revaluation - 30/08/2022 @ \$32.210000 (System Price) - 569.000000 Units on hand (RMD.AX)		1,138.00	(1,623.40)
31/08/2022	SYSTEM	30/08/2022		System Journal	Revaluation - 30/08/2022 @ \$17.400000 (System Price) - 904.000000 Units on hand (COL.AX)		1,220.40	(403.00)
31/08/2022	SYSTEM	30/08/2022		System Journal	Revaluation - 30/08/2022 @ \$22.570000 (System Price) - 801.000000 Units on hand		64.33	(338.67)

R&B McDougall Superannuation Fund
General Ledger - Audit View

For The Period 01 July 2022 - 30 June 2023

Transaction Date	Transaction Source	Processed Date	Last Modified By	Transaction Type	Description	Units	Amount \$	Balance \$
					(ANZ.AX)			
31/08/2022	SYSTEM	30/08/2022		System Journal	Revaluation - 29/08/2022 @ \$235.316400 (System Price) - 148.000000 Units on hand (AAPL.NDQ)		(501.90)	(840.57)
31/08/2022	SYSTEM	30/08/2022		System Journal	Revaluation - 29/08/2022 @ \$42.796700 (System Price) - 9.000000 Units on hand (OGN.NYE)		22.25	(818.32)
31/08/2022	SYSTEM	30/08/2022		System Journal	Revaluation - 30/08/2022 @ \$105.260000 (System Price) - 271.000000 Units on hand (NABPF.AX)		(124.66)	(942.98)
31/08/2022	SYSTEM	30/08/2022		System Journal	Revaluation - 30/08/2022 @ \$16.130000 (System Price) - 2,053.000000 Units on hand (PLUS.AX)		656.96	(286.02)
31/08/2022	SYSTEM	30/08/2022		System Journal	Revaluation - 29/08/2022 @ \$135.112300 (System Price) - 52.000000 Units on hand (PYPL.NDQ)		(604.32)	(890.34)
31/08/2022	SYSTEM	30/08/2022		System Journal	Revaluation - 30/08/2022 @ \$10.250000 (System Price) - 821.000000 Units on hand (NXT.AX)		1,256.13	365.79
31/08/2022	SYSTEM	30/08/2022		System Journal	Revaluation - 29/08/2022 @ \$237.678600 (System Price) - 54.000000 Units on hand (JNJ.NYE)		614.88	980.67
31/08/2022	SYSTEM	30/08/2022		System Journal	Revaluation - 30/08/2022 @ \$24.570000 (System Price) - 1,539.000000 Units on hand (SUBD.AX)		(261.63)	719.04
31/08/2022	SYSTEM	30/08/2022		System Journal	Revaluation - 30/08/2022 @ \$12.550000 (System Price) - 212.000000 Units on hand (MFG.AX)		430.36	1,149.40
31/08/2022	SYSTEM	30/08/2022		System Journal	Revaluation - 30/08/2022 @ \$96.550000 (System Price) - 188.000000 Units on hand (CBA.AX)		793.36	1,942.76
31/08/2022	SYSTEM	30/08/2022		System Journal	Revaluation - 29/08/2022 @ \$166.797900 (System Price) - 101.000000 Units on hand (JPM.NYE)		(218.41)	1,724.35
31/08/2022	SYSTEM	30/08/2022		System Journal	Revaluation - 29/08/2022 @ \$100.750000 (System Price) - 131.000000 Units on hand (PPCHB.AX)		(137.42)	1,586.93
31/08/2022	SYSTEM	30/08/2022		System Journal	Revaluation - 29/08/2022 @ \$432.079300 (System Price) - 32.000000 Units on hand (HD.NYE)		(83.03)	1,503.90
31/08/2022	SYSTEM	30/08/2022		System Journal	Revaluation - 29/08/2022 @ \$140.857400 (System Price) - 51.000000 Units on hand		(678.99)	824.91

R&B McDougall Superannuation Fund
General Ledger - Audit View

For The Period 01 July 2022 - 30 June 2023

Transaction Date	Transaction Source	Processed Date	Last Modified By	Transaction Type	Description	Units	Amount \$	Balance \$
					(BABA.NYE)			
31/08/2022	SYSTEM	30/08/2022		System Journal	Revaluation - 30/08/2022 @ \$47.700000 (System Price) - 195.000000 Units on hand (WES.AX)		(208.65)	616.26
31/08/2022	SYSTEM	30/08/2022		System Journal	Revaluation - 29/08/2022 @ \$120.807800 (System Price) - 75.000000 Units on hand (TSM.NYE)		409.94	1,026.20
31/08/2022	SYSTEM	30/08/2022		System Journal	Revaluation - 29/08/2022 @ \$127.719500 (System Price) - 99.000000 Units on hand (MRK.NYE)		(21.62)	1,004.58
31/08/2022	SYSTEM	30/08/2022		System Journal	Revaluation - 30/08/2022 @ \$13.970000 (System Price) - 1,372.000000 Units on hand (TCL.AX)		740.88	1,745.46
31/08/2022	SYSTEM	30/08/2022		System Journal	Revaluation - 29/08/2022 @ \$480.242100 (System Price) - 30.000000 Units on hand (MA.NYE)		740.02	2,485.48
31/08/2022	SYSTEM	30/08/2022		System Journal	Revaluation - 29/08/2022 @ \$159.550900 (System Price) - 200.000000 Units on hand (GOOGL.NDQ)		1,290.90	3,776.38
31/08/2022	SYSTEM	30/08/2022		System Journal	Revaluation - 29/08/2022 @ \$189.253400 (System Price) - 120.000000 Units on hand (AMZN.NDQ)		400.76	4,177.14
31/08/2022	SYSTEM	30/08/2022		System Journal	Revaluation - 29/08/2022 @ \$67.410300 (System Price) - 213.000000 Units on hand (PFE.NYE)		995.74	5,172.88
05/10/2022	bankFeedSaver	07/10/2022		Bank Statement	Corporate Action - Peet Bonds - Series 2 Tranche 1 05/10/2022 [Corporate Action - Peet Bonds - Series 2 Tranche 1 05/10/2022 - 131.0000] (PPCHB.AX)		(47.00)	5,125.88
05/10/2022	SYSTEM	06/10/2022		System Journal	Unrealised Gain writeback as at 05/10/2022 (PPCHB.AX)		145.25	5,271.13
31/10/2022	SYSTEM	30/10/2022		System Journal	Revaluation - 28/10/2022 @ \$103.200000 (System Price) - 284.000000 Units on hand (RHCPA.AX)		(99.40)	5,171.73
31/10/2022	SYSTEM	30/10/2022		System Journal	Revaluation - 28/10/2022 @ \$32.780000 (System Price) - 421.000000 Units on hand (WOW.AX)		1,620.85	6,792.58
31/10/2022	SYSTEM	30/10/2022		System Journal	Revaluation - 28/10/2022 @ \$11.380000 (System Price) - 1,289.000000 Units on hand (BXB.AX)		1,456.57	8,249.15
31/10/2022	SYSTEM	30/10/2022		System Journal	Revaluation - 28/10/2022 @ \$73.930000 (System Price) - 1,199.000000 Units on		7,517.73	15,766.88

R&B McDougall Superannuation Fund
General Ledger - Audit View

For The Period 01 July 2022 - 30 June 2023

Transaction Date	Transaction Source	Processed Date	Last Modified By	Transaction Type	Description	Units	Amount \$	Balance \$
					hand (VAP.AX)			
31/10/2022	SYSTEM	30/10/2022		System Journal	Revaluation - 28/10/2022 @ \$364.615900 (System Price) - 92.000000 Units on hand (MSFT.NDQ)		2,035.92	17,802.80
31/10/2022	SYSTEM	30/10/2022		System Journal	Revaluation - 28/10/2022 @ \$102.200000 (System Price) - 200.000000 Units on hand (WBCPL.AX)		60.00	17,862.80
31/10/2022	SYSTEM	30/10/2022		System Journal	Revaluation - 28/10/2022 @ \$104.020000 (System Price) - 277.000000 Units on hand (MQGPD.AX)		279.77	18,142.57
31/10/2022	SYSTEM	30/10/2022		System Journal	Revaluation - 28/10/2022 @ \$23.990000 (System Price) - 735.000000 Units on hand (WBC.AX)		(1,991.85)	16,150.72
31/10/2022	SYSTEM	30/10/2022		System Journal	Revaluation - 28/10/2022 @ \$166.500000 (System Price) - 300.000000 Units on hand (MQG.AX)		2,601.00	18,751.72
31/10/2022	SYSTEM	30/10/2022		System Journal	Revaluation - 28/10/2022 @ \$100.350000 (System Price) - 296.000000 Units on hand (CBAPD.AX)		322.64	19,074.36
31/10/2022	SYSTEM	30/10/2022		System Journal	Revaluation - 28/10/2022 @ \$36.000000 (System Price) - 918.000000 Units on hand (WDS.AX)		(119.34)	18,955.02
31/10/2022	SYSTEM	30/10/2022		System Journal	Revaluation - 28/10/2022 @ \$102.770000 (System Price) - 290.000000 Units on hand (IAGPD.AX)		(49.30)	18,905.72
31/10/2022	SYSTEM	30/10/2022		System Journal	Revaluation - 27/10/2022 @ \$0.825700 (Exit) - 80,785.333700 Units on hand (ETL0019AU)		3,942.32	22,848.04
31/10/2022	SYSTEM	30/10/2022		System Journal	Revaluation - 28/10/2022 @ \$100.000000 (System Price) - 300.000000 Units on hand (MBLPD.AX)		(126.00)	22,722.04
31/10/2022	SYSTEM	30/10/2022		System Journal	Revaluation - 28/10/2022 @ \$274.250000 (System Price) - 125.000000 Units on hand (CSL.AX)		2,456.25	25,178.29
31/10/2022	SYSTEM	30/10/2022		System Journal	Revaluation - 28/10/2022 @ \$98.700000 (System Price) - 750.000000 Units on hand (SUNPI.AX)		825.00	26,003.29
31/10/2022	SYSTEM	30/10/2022		System Journal	Revaluation - 27/10/2022 @ \$1.285300 (Exit) - 14,397.120600 Units on hand (HOW3590AU)		237.55	26,240.84
31/10/2022	SYSTEM	30/10/2022		System Journal	Revaluation - 28/10/2022 @ \$139.959800 (System Price) - 89.000000 Units on hand		(175.77)	26,065.07

R&B McDougall Superannuation Fund
General Ledger - Audit View

For The Period 01 July 2022 - 30 June 2023

Transaction Date	Transaction Source	Processed Date	Last Modified By	Transaction Type	Description	Units	Amount \$	Balance \$
					(APTV.NYE)			
31/10/2022	SYSTEM	30/10/2022		System Journal	Revaluation - 28/10/2022 @ \$197.080000 (System Price) - 67.000000 Units on hand (COH.AX)		984.90	27,049.97
31/10/2022	SYSTEM	30/10/2022		System Journal	Revaluation - 28/10/2022 @ \$17.810000 (System Price) - 587.000000 Units on hand (NCM.AX)		(99.79)	26,950.18
31/10/2022	SYSTEM	30/10/2022		System Journal	Revaluation - 28/10/2022 @ \$232.555300 (System Price) - 94.000000 Units on hand (AXP.NYE)		(677.99)	26,272.19
31/10/2022	SYSTEM	30/10/2022		System Journal	Revaluation - 28/10/2022 @ \$102.860000 (System Price) - 277.000000 Units on hand (WBCPI.AX)		260.38	26,532.57
31/10/2022	SYSTEM	30/10/2022		System Journal	Revaluation - 28/10/2022 @ \$5.410000 (System Price) - 2,673.000000 Units on hand (ORG.AX)		2,619.54	29,152.11
31/10/2022	SYSTEM	30/10/2022		System Journal	Revaluation - 28/10/2022 @ \$122.538300 (System Price) - 150.000000 Units on hand (GILD.NDQ)		(4,721.52)	24,430.59
31/10/2022	SYSTEM	30/10/2022		System Journal	Revaluation - 28/10/2022 @ \$106.400000 (System Price) - 267.000000 Units on hand (MBLPC.AX)		258.72	24,689.31
31/10/2022	SYSTEM	30/10/2022		System Journal	Revaluation - 28/10/2022 @ \$100.660000 (System Price) - 252.000000 Units on hand (ANZPI.AX)		148.68	24,837.99
31/10/2022	SYSTEM	30/10/2022		System Journal	Revaluation - 28/10/2022 @ \$0.325000 (System Price) - 26.000000 Units on hand (MFGO.AX)		9.36	24,847.35
31/10/2022	SYSTEM	30/10/2022		System Journal	Revaluation - 28/10/2022 @ \$37.480000 (System Price) - 594.000000 Units on hand (BHP.AX)		2,536.38	27,383.73
31/10/2022	SYSTEM	30/10/2022		System Journal	Revaluation - 28/10/2022 @ \$17.790000 (System Price) - 1,089.000000 Units on hand (AMC.AX)		21.78	27,405.51
31/10/2022	SYSTEM	30/10/2022		System Journal	Revaluation - 28/10/2022 @ \$5.673200 (System Price) - 737.000000 Units on hand (TME.NYE)		1,116.92	28,522.43
31/10/2022	SYSTEM	30/10/2022		System Journal	Revaluation - 28/10/2022 @ \$353.254000 (System Price) - 63.000000 Units on hand (TSLA.NDQ)		3,909.57	32,432.00
31/10/2022	SYSTEM	30/10/2022		System Journal	Revaluation - 28/10/2022 @ \$33.910000 (System Price) - 569.000000 Units on hand		(967.30)	31,464.70

R&B McDougall Superannuation Fund
General Ledger - Audit View

For The Period 01 July 2022 - 30 June 2023

Transaction Date	Transaction Source	Processed Date	Last Modified By	Transaction Type	Description	Units	Amount \$	Balance \$
31/10/2022	SYSTEM	30/10/2022		System Journal	(RMD.AX) Revaluation - 28/10/2022 @ \$16.270000 (System Price) - 904.000000 Units on hand (COL.AX)		1,021.52	32,486.22
31/10/2022	SYSTEM	30/10/2022		System Journal	Revaluation - 28/10/2022 @ \$25.210000 (System Price) - 801.000000 Units on hand (ANZ.AX)		(2,114.64)	30,371.58
31/10/2022	SYSTEM	30/10/2022		System Journal	Revaluation - 28/10/2022 @ \$240.748200 (System Price) - 148.000000 Units on hand (AAPL.NDQ)		(803.90)	29,567.68
31/10/2022	SYSTEM	30/10/2022		System Journal	Revaluation - 28/10/2022 @ \$40.469900 (System Price) - 9.000000 Units on hand (OGN.NYE)		20.94	29,588.62
31/10/2022	SYSTEM	30/10/2022		System Journal	Revaluation - 28/10/2022 @ \$104.000000 (System Price) - 271.000000 Units on hand (NABPF.AX)		341.46	29,930.08
31/10/2022	SYSTEM	30/10/2022		System Journal	Revaluation - 28/10/2022 @ \$15.850000 (System Price) - 2,053.000000 Units on hand (PLUS.AX)		574.84	30,504.92
31/10/2022	SYSTEM	30/10/2022		System Journal	Revaluation - 28/10/2022 @ \$133.328200 (System Price) - 52.000000 Units on hand (PYPL.NDQ)		92.77	30,597.69
31/10/2022	SYSTEM	30/10/2022		System Journal	Revaluation - 28/10/2022 @ \$8.770000 (System Price) - 821.000000 Units on hand (NXT.AX)		1,215.08	31,812.77
31/10/2022	SYSTEM	30/10/2022		System Journal	Revaluation - 28/10/2022 @ \$270.320000 (System Price) - 54.000000 Units on hand (JNJ.NYE)		(1,762.64)	30,050.13
31/10/2022	SYSTEM	30/10/2022		System Journal	Revaluation - 28/10/2022 @ \$24.580000 (System Price) - 1,539.000000 Units on hand (SUBD.AX)		(15.39)	30,034.74
31/10/2022	SYSTEM	30/10/2022		System Journal	Revaluation - 28/10/2022 @ \$9.640000 (System Price) - 212.000000 Units on hand (MFG.AX)		616.92	30,651.66
31/10/2022	SYSTEM	30/10/2022		System Journal	Revaluation - 28/10/2022 @ \$103.220000 (System Price) - 188.000000 Units on hand (CBA.AX)		(1,253.96)	29,397.70
31/10/2022	SYSTEM	30/10/2022		System Journal	Revaluation - 28/10/2022 @ \$194.898700 (System Price) - 101.000000 Units on hand (JPM.NYE)		(2,838.18)	26,559.52
31/10/2022	SYSTEM	30/10/2022		System Journal	Revaluation - 28/10/2022 @ \$461.663300 (System Price) - 32.000000 Units on hand		(946.69)	25,612.83

R&B McDougall Superannuation Fund
General Ledger - Audit View

For The Period 01 July 2022 - 30 June 2023

Transaction Date	Transaction Source	Processed Date	Last Modified By	Transaction Type	Description	Units	Amount \$	Balance \$
					(HD.NYE)			
31/10/2022	SYSTEM	30/10/2022		System Journal	Revaluation - 28/10/2022 @ \$98.531500 (System Price) - 51.000000 Units on hand (BABA.NYE)		2,158.62	27,771.45
31/10/2022	SYSTEM	30/10/2022		System Journal	Revaluation - 28/10/2022 @ \$44.040000 (System Price) - 195.000000 Units on hand (WES.AX)		713.70	28,485.15
31/10/2022	SYSTEM	30/10/2022		System Journal	Revaluation - 28/10/2022 @ \$95.857200 (System Price) - 75.000000 Units on hand (TSM.NYE)		1,871.30	30,356.45
31/10/2022	SYSTEM	30/10/2022		System Journal	Revaluation - 28/10/2022 @ \$155.773700 (System Price) - 99.000000 Units on hand (MRK.NYE)		(2,777.37)	27,579.08
31/10/2022	SYSTEM	30/10/2022		System Journal	Revaluation - 28/10/2022 @ \$13.270000 (System Price) - 1,372.000000 Units on hand (TCL.AX)		960.40	28,539.48
31/10/2022	SYSTEM	30/10/2022		System Journal	Revaluation - 28/10/2022 @ \$509.305900 (System Price) - 30.000000 Units on hand (MA.NYE)		(871.92)	27,667.56
31/10/2022	SYSTEM	30/10/2022		System Journal	Revaluation - 28/10/2022 @ \$148.848400 (System Price) - 200.000000 Units on hand (GOOGL.NDQ)		2,140.50	29,808.06
31/10/2022	SYSTEM	30/10/2022		System Journal	Revaluation - 28/10/2022 @ \$159.854700 (System Price) - 120.000000 Units on hand (AMZN.NDQ)		3,527.85	33,335.91
31/10/2022	SYSTEM	30/10/2022		System Journal	Revaluation - 28/10/2022 @ \$73.318900 (System Price) - 213.000000 Units on hand (PFE.NYE)		(1,258.54)	32,077.37
15/11/2022	bankFeedSaver	16/11/2022		Bank Statement	Corporate Action - CBA PERLS VII Capital Notes 15/12/2024 [Corporate Action - CBA PERLS VII Capital Notes 15/12/2024 - 296.0000] (CBAPD.AX)		255.08	32,332.45
15/11/2022	SYSTEM	15/11/2022		System Journal	Unrealised Gain writeback as at 15/11/2022 (CBAPD.AX)		(151.48)	32,180.97
30/11/2022	SYSTEM	29/11/2022		System Journal	Revaluation - 29/11/2022 @ \$103.900000 (System Price) - 284.000000 Units on hand (RHCPA.AX)		(198.80)	31,982.17
30/11/2022	SYSTEM	29/11/2022		System Journal	Revaluation - 29/11/2022 @ \$34.990000 (System Price) - 421.000000 Units on hand (WOW.AX)		(930.41)	31,051.76
30/11/2022	SYSTEM	29/11/2022		System Journal	Revaluation - 29/11/2022 @ \$12.020000 (System Price) - 1,289.000000 Units on		(824.96)	30,226.80

R&B McDougall Superannuation Fund
General Ledger - Audit View

For The Period 01 July 2022 - 30 June 2023

Transaction Date	Transaction Source	Processed Date	Last Modified By	Transaction Type	Description	Units	Amount \$	Balance \$
					hand (BXB.AX)			
30/11/2022	SYSTEM	29/11/2022		System Journal	Revaluation - 29/11/2022 @ \$78.480000 (System Price) - 1,199.000000 Units on hand (VAP.AX)		(5,455.45)	24,771.35
30/11/2022	SYSTEM	29/11/2022		System Journal	Revaluation - 28/11/2022 @ \$361.213200 (System Price) - 92.000000 Units on hand (MSFT.NDQ)		313.05	25,084.40
30/11/2022	SYSTEM	29/11/2022		System Journal	Revaluation - 29/11/2022 @ \$103.700000 (System Price) - 200.000000 Units on hand (WBCPL.AX)		(300.00)	24,784.40
30/11/2022	SYSTEM	29/11/2022		System Journal	Revaluation - 29/11/2022 @ \$107.520000 (System Price) - 277.000000 Units on hand (MQGPD.AX)		(969.50)	23,814.90
30/11/2022	SYSTEM	29/11/2022		System Journal	Revaluation - 29/11/2022 @ \$23.830000 (System Price) - 735.000000 Units on hand (WBC.AX)		117.60	23,932.50
30/11/2022	SYSTEM	29/11/2022		System Journal	Revaluation - 29/11/2022 @ \$178.000000 (System Price) - 300.000000 Units on hand (MQG.AX)		(3,450.00)	20,482.50
30/11/2022	SYSTEM	29/11/2022		System Journal	Revaluation - 29/11/2022 @ \$36.830000 (System Price) - 918.000000 Units on hand (WDS.AX)		(761.94)	19,720.56
30/11/2022	SYSTEM	29/11/2022		System Journal	Revaluation - 29/11/2022 @ \$102.550000 (System Price) - 290.000000 Units on hand (IAGPD.AX)		63.80	19,784.36
30/11/2022	SYSTEM	29/11/2022		System Journal	Revaluation - 28/11/2022 @ \$0.848100 (Exit) - 80,785.333700 Units on hand (ETL0019AU)		(1,809.59)	17,974.77
30/11/2022	SYSTEM	29/11/2022		System Journal	Revaluation - 29/11/2022 @ \$302.580000 (System Price) - 125.000000 Units on hand (CSL.AX)		(3,541.25)	14,433.52
30/11/2022	SYSTEM	29/11/2022		System Journal	Revaluation - 29/11/2022 @ \$99.500000 (System Price) - 750.000000 Units on hand (SUNPI.AX)		(600.00)	13,833.52
30/11/2022	SYSTEM	29/11/2022		System Journal	Revaluation - 28/11/2022 @ \$1.331700 (Exit) - 14,397.120600 Units on hand (HOW3590AU)		(668.03)	13,165.49
30/11/2022	SYSTEM	29/11/2022		System Journal	Revaluation - 28/11/2022 @ \$152.427900 (System Price) - 89.000000 Units on hand (APTV.NYE)		(1,109.66)	12,055.83
30/11/2022	SYSTEM	29/11/2022		System Journal	Revaluation - 29/11/2022 @ \$211.420000 (System Price) - 67.000000 Units on hand		(960.78)	11,095.05

R&B McDougall Superannuation Fund
General Ledger - Audit View

For The Period 01 July 2022 - 30 June 2023

Transaction Date	Transaction Source	Processed Date	Last Modified By	Transaction Type	Description	Units	Amount \$	Balance \$
					(COH.AX)			
30/11/2022	SYSTEM	29/11/2022		System Journal	Revaluation - 29/11/2022 @ \$19.630000 (System Price) - 587.000000 Units on hand (NCM.AX)		(1,068.34)	10,026.71
30/11/2022	SYSTEM	29/11/2022		System Journal	Revaluation - 28/11/2022 @ \$225.414600 (System Price) - 94.000000 Units on hand (AXP.NYE)		671.23	10,697.94
30/11/2022	SYSTEM	29/11/2022		System Journal	Revaluation - 29/11/2022 @ \$103.810000 (System Price) - 277.000000 Units on hand (WBCPI.AX)		(263.15)	10,434.79
30/11/2022	SYSTEM	29/11/2022		System Journal	Revaluation - 29/11/2022 @ \$7.970000 (System Price) - 2,673.000000 Units on hand (ORG.AX)		(6,842.88)	3,591.91
30/11/2022	SYSTEM	29/11/2022		System Journal	Revaluation - 28/11/2022 @ \$127.312100 (System Price) - 150.000000 Units on hand (GILD.NDQ)		(716.07)	2,875.84
30/11/2022	SYSTEM	29/11/2022		System Journal	Revaluation - 29/11/2022 @ \$107.500000 (System Price) - 267.000000 Units on hand (MBLPC.AX)		(293.70)	2,582.14
30/11/2022	SYSTEM	29/11/2022		System Journal	Revaluation - 29/11/2022 @ \$101.980000 (System Price) - 252.000000 Units on hand (ANZPI.AX)		(332.64)	2,249.50
30/11/2022	SYSTEM	29/11/2022		System Journal	Revaluation - 29/11/2022 @ \$0.215000 (System Price) - 26.000000 Units on hand (MFGO.AX)		2.86	2,252.36
30/11/2022	SYSTEM	29/11/2022		System Journal	Revaluation - 29/11/2022 @ \$44.820000 (System Price) - 594.000000 Units on hand (BHP.AX)		(4,359.96)	(2,107.60)
30/11/2022	SYSTEM	29/11/2022		System Journal	Revaluation - 29/11/2022 @ \$17.980000 (System Price) - 1,089.000000 Units on hand (AMC.AX)		(206.91)	(2,314.51)
30/11/2022	SYSTEM	29/11/2022		System Journal	Revaluation - 28/11/2022 @ \$9.293300 (System Price) - 737.000000 Units on hand (TME.NYE)		(2,668.01)	(4,982.52)
30/11/2022	SYSTEM	29/11/2022		System Journal	Revaluation - 28/11/2022 @ \$273.300500 (System Price) - 63.000000 Units on hand (TSLA.NDQ)		5,037.07	54.55
30/11/2022	SYSTEM	29/11/2022		System Journal	Revaluation - 29/11/2022 @ \$33.550000 (System Price) - 569.000000 Units on hand (RMD.AX)		204.84	259.39
30/11/2022	SYSTEM	29/11/2022		System Journal	Revaluation - 29/11/2022 @ \$17.060000 (System Price) - 904.000000 Units on hand		(714.16)	(454.77)

R&B McDougall Superannuation Fund
General Ledger - Audit View

For The Period 01 July 2022 - 30 June 2023

Transaction Date	Transaction Source	Processed Date	Last Modified By	Transaction Type	Description	Units	Amount \$	Balance \$
					(COL.AX)			
30/11/2022	SYSTEM	29/11/2022		System Journal	Revaluation - 29/11/2022 @ \$24.910000 (System Price) - 801.000000 Units on hand (ANZ.AX)		240.30	(214.47)
30/11/2022	SYSTEM	29/11/2022		System Journal	Revaluation - 28/11/2022 @ \$215.478900 (System Price) - 148.000000 Units on hand (AAPL.NDQ)		3,739.85	3,525.38
30/11/2022	SYSTEM	29/11/2022		System Journal	Revaluation - 28/11/2022 @ \$36.844500 (System Price) - 9.000000 Units on hand (OGN.NYE)		32.63	3,558.01
30/11/2022	SYSTEM	29/11/2022		System Journal	Revaluation - 29/11/2022 @ \$105.499000 (System Price) - 271.000000 Units on hand (NABPF.AX)		(406.23)	3,151.78
30/11/2022	SYSTEM	29/11/2022		System Journal	Revaluation - 29/11/2022 @ \$15.980000 (System Price) - 2,053.000000 Units on hand (PLUS.AX)		(266.89)	2,884.89
30/11/2022	SYSTEM	29/11/2022		System Journal	Revaluation - 28/11/2022 @ \$119.423300 (System Price) - 52.000000 Units on hand (PYPL.NDQ)		723.06	3,607.95
30/11/2022	SYSTEM	29/11/2022		System Journal	Revaluation - 29/11/2022 @ \$9.900000 (System Price) - 821.000000 Units on hand (NXT.AX)		(927.73)	2,680.22
30/11/2022	SYSTEM	29/11/2022		System Journal	Revaluation - 28/11/2022 @ \$264.948500 (System Price) - 54.000000 Units on hand (JNJ.NYE)		290.06	2,970.28
30/11/2022	SYSTEM	29/11/2022		System Journal	Revaluation - 29/11/2022 @ \$24.520000 (System Price) - 1,539.000000 Units on hand (SUBD.AX)		92.34	3,062.62
30/11/2022	SYSTEM	29/11/2022		System Journal	Revaluation - 29/11/2022 @ \$9.670000 (System Price) - 212.000000 Units on hand (MFG.AX)		(6.36)	3,056.26
30/11/2022	SYSTEM	29/11/2022		System Journal	Revaluation - 29/11/2022 @ \$108.090000 (System Price) - 188.000000 Units on hand (CBA.AX)		(915.56)	2,140.70
30/11/2022	SYSTEM	29/11/2022		System Journal	Revaluation - 28/11/2022 @ \$200.732100 (System Price) - 101.000000 Units on hand (JPM.NYE)		(589.17)	1,551.53
30/11/2022	SYSTEM	29/11/2022		System Journal	Revaluation - 28/11/2022 @ \$476.497800 (System Price) - 32.000000 Units on hand (HD.NYE)		(474.70)	1,076.83
30/11/2022	SYSTEM	29/11/2022		System Journal	Revaluation - 28/11/2022 @ \$113.372200 (System Price) - 51.000000 Units on hand		(756.87)	319.96

R&B McDougall Superannuation Fund
General Ledger - Audit View

For The Period 01 July 2022 - 30 June 2023

Transaction Date	Transaction Source	Processed Date	Last Modified By	Transaction Type	Description	Units	Amount \$	Balance \$
					(BABA.NYE)			
30/11/2022	SYSTEM	29/11/2022		System Journal	Revaluation - 29/11/2022 @ \$48.360000 (System Price) - 195.000000 Units on hand (WES.AX)		(842.40)	(522.44)
30/11/2022	SYSTEM	29/11/2022		System Journal	Revaluation - 28/11/2022 @ \$118.362500 (System Price) - 75.000000 Units on hand (TSM.NYE)		(1,687.90)	(2,210.34)
30/11/2022	SYSTEM	29/11/2022		System Journal	Revaluation - 28/11/2022 @ \$162.035000 (System Price) - 99.000000 Units on hand (MRK.NYE)		(619.87)	(2,830.21)
30/11/2022	SYSTEM	29/11/2022		System Journal	Revaluation - 29/11/2022 @ \$14.190000 (System Price) - 1,372.000000 Units on hand (TCL.AX)		(1,262.24)	(4,092.45)
30/11/2022	SYSTEM	29/11/2022		System Journal	Revaluation - 28/11/2022 @ \$514.851300 (System Price) - 30.000000 Units on hand (MA.NYE)		(166.36)	(4,258.81)
30/11/2022	SYSTEM	29/11/2022		System Journal	Revaluation - 28/11/2022 @ \$143.508100 (System Price) - 200.000000 Units on hand (GOOGL.NDQ)		1,068.06	(3,190.75)
30/11/2022	SYSTEM	29/11/2022		System Journal	Revaluation - 28/11/2022 @ \$140.370500 (System Price) - 120.000000 Units on hand (AMZN.NDQ)		2,338.10	(852.65)
30/11/2022	SYSTEM	29/11/2022		System Journal	Revaluation - 28/11/2022 @ \$74.062500 (System Price) - 213.000000 Units on hand (PFE.NYE)		(158.38)	(1,011.03)
22/12/2022	bankFeedSaver	23/12/2022		Bank Statement	Corporate Action - IAG Capital Notes 16/06/2025 [Corporate Action - IAG Capital Notes 16/06/2025 - 290.0000] (IAGPD.AX)		1,409.20	398.17
22/12/2022	SYSTEM	22/12/2022		System Journal	Unrealised Gain writeback as at 22/12/2022 (IAGPD.AX)		(669.70)	(271.53)
31/01/2023	SYSTEM	30/01/2023		System Journal	Revaluation - 30/01/2023 @ \$105.150000 (System Price) - 284.000000 Units on hand (RHCPA.AX)		(355.00)	(626.53)
31/01/2023	SYSTEM	30/01/2023		System Journal	Revaluation - 30/01/2023 @ \$34.770000 (System Price) - 421.000000 Units on hand (WOW.AX)		92.62	(533.91)
31/01/2023	SYSTEM	30/01/2023		System Journal	Revaluation - 30/01/2023 @ \$82.620000 (System Price) - 1,199.000000 Units on hand (VAP.AX)		(4,963.86)	(5,497.77)
31/01/2023	SYSTEM	30/01/2023		System Journal	Revaluation - 27/01/2023 @ \$349.176900 (System Price) - 92.000000 Units on hand (MSFT.NDQ)		1,107.34	(4,390.43)

R&B McDougall Superannuation Fund
General Ledger - Audit View

For The Period 01 July 2022 - 30 June 2023

Transaction Date	Transaction Source	Processed Date	Last Modified By	Transaction Type	Description	Units	Amount \$	Balance \$
31/01/2023	SYSTEM	30/01/2023		System Journal	Revaluation - 30/01/2023 @ \$104.800000 (System Price) - 200.000000 Units on hand (WBCPL.AX)		(220.00)	(4,610.43)
31/01/2023	SYSTEM	30/01/2023		System Journal	Revaluation - 30/01/2023 @ \$106.770000 (System Price) - 277.000000 Units on hand (MQGPD.AX)		207.75	(4,402.68)
31/01/2023	SYSTEM	30/01/2023		System Journal	Revaluation - 30/01/2023 @ \$23.750000 (System Price) - 735.000000 Units on hand (WBC.AX)		58.80	(4,343.88)
31/01/2023	SYSTEM	30/01/2023		System Journal	Revaluation - 30/01/2023 @ \$186.970000 (System Price) - 300.000000 Units on hand (MQG.AX)		(2,691.00)	(7,034.88)
31/01/2023	SYSTEM	30/01/2023		System Journal	Revaluation - 30/01/2023 @ \$36.300000 (System Price) - 918.000000 Units on hand (WDS.AX)		486.54	(6,548.34)
31/01/2023	SYSTEM	30/01/2023		System Journal	Revaluation - 27/01/2023 @ \$0.866900 (Exit) - 80,785.333700 Units on hand (ETL0019AU)		(1,518.77)	(8,067.11)
31/01/2023	SYSTEM	30/01/2023		System Journal	Revaluation - 30/01/2023 @ \$103.091000 (System Price) - 300.000000 Units on hand (MBLPD.AX)		(927.30)	(8,994.41)
31/01/2023	SYSTEM	30/01/2023		System Journal	Revaluation - 30/01/2023 @ \$293.000000 (System Price) - 125.000000 Units on hand (CSL.AX)		1,197.50	(7,796.91)
31/01/2023	SYSTEM	30/01/2023		System Journal	Revaluation - 30/01/2023 @ \$102.950000 (System Price) - 750.000000 Units on hand (SUNPI.AX)		(2,587.50)	(10,384.41)
31/01/2023	SYSTEM	30/01/2023		System Journal	Revaluation - 27/01/2023 @ \$1.384300 (Exit) - 14,397.120600 Units on hand (HOW3590AU)		(757.28)	(11,141.69)
31/01/2023	SYSTEM	30/01/2023		System Journal	Revaluation - 27/01/2023 @ \$155.607100 (System Price) - 89.000000 Units on hand (APTV.NYE)		(282.95)	(11,424.64)
31/01/2023	SYSTEM	30/01/2023		System Journal	Revaluation - 30/01/2023 @ \$208.770000 (System Price) - 67.000000 Units on hand (COH.AX)		177.55	(11,247.09)
31/01/2023	SYSTEM	30/01/2023		System Journal	Revaluation - 30/01/2023 @ \$22.570000 (System Price) - 587.000000 Units on hand (NCM.AX)		(1,725.78)	(12,972.87)
31/01/2023	SYSTEM	30/01/2023		System Journal	Revaluation - 27/01/2023 @ \$242.451100 (System Price) - 94.000000 Units on hand (AXP.NYE)		(1,601.43)	(14,574.30)

R&B McDougall Superannuation Fund
General Ledger - Audit View

For The Period 01 July 2022 - 30 June 2023

Transaction Date	Transaction Source	Processed Date	Last Modified By	Transaction Type	Description	Units	Amount \$	Balance \$
31/01/2023	SYSTEM	30/01/2023		System Journal	Revaluation - 30/01/2023 @ \$104.070000 (System Price) - 277.000000 Units on hand (WBCPI.AX)		(72.02)	(14,646.32)
31/01/2023	SYSTEM	30/01/2023		System Journal	Revaluation - 30/01/2023 @ \$7.460000 (System Price) - 2,673.000000 Units on hand (ORG.AX)		1,363.23	(13,283.09)
31/01/2023	SYSTEM	30/01/2023		System Journal	Revaluation - 27/01/2023 @ \$117.813400 (System Price) - 150.000000 Units on hand (GILD.NDQ)		1,424.81	(11,858.28)
31/01/2023	SYSTEM	30/01/2023		System Journal	Revaluation - 30/01/2023 @ \$107.370000 (System Price) - 267.000000 Units on hand (MBLPC.AX)		34.71	(11,823.57)
31/01/2023	SYSTEM	30/01/2023		System Journal	Revaluation - 30/01/2023 @ \$0.270000 (System Price) - 26.000000 Units on hand (MFGO.AX)		(1.43)	(11,825.00)
31/01/2023	SYSTEM	30/01/2023		System Journal	Revaluation - 30/01/2023 @ \$49.230000 (System Price) - 594.000000 Units on hand (BHP.AX)		(2,619.54)	(14,444.54)
31/01/2023	SYSTEM	30/01/2023		System Journal	Revaluation - 30/01/2023 @ \$16.780000 (System Price) - 1,089.000000 Units on hand (AMC.AX)		1,306.80	(13,137.74)
31/01/2023	SYSTEM	30/01/2023		System Journal	Revaluation - 27/01/2023 @ \$12.199200 (System Price) - 737.000000 Units on hand (TME.NYE)		(2,141.65)	(15,279.39)
31/01/2023	SYSTEM	30/01/2023		System Journal	Revaluation - 27/01/2023 @ \$250.316600 (System Price) - 63.000000 Units on hand (TSLA.NDQ)		1,447.98	(13,831.41)
31/01/2023	SYSTEM	30/01/2023		System Journal	Revaluation - 30/01/2023 @ \$31.360000 (System Price) - 569.000000 Units on hand (RMD.AX)		1,246.11	(12,585.30)
31/01/2023	SYSTEM	30/01/2023		System Journal	Revaluation - 30/01/2023 @ \$17.350000 (System Price) - 904.000000 Units on hand (COL.AX)		(262.16)	(12,847.46)
31/01/2023	SYSTEM	30/01/2023		System Journal	Revaluation - 30/01/2023 @ \$25.030000 (System Price) - 801.000000 Units on hand (ANZ.AX)		(96.12)	(12,943.58)
31/01/2023	SYSTEM	30/01/2023		System Journal	Revaluation - 27/01/2023 @ \$205.332800 (System Price) - 148.000000 Units on hand (AAPL.NDQ)		1,501.63	(11,441.95)
31/01/2023	SYSTEM	30/01/2023		System Journal	Revaluation - 27/01/2023 @ \$42.127500 (System Price) - 9.000000 Units on hand (OGN.NYE)		(47.55)	(11,489.50)

R&B McDougall Superannuation Fund
General Ledger - Audit View

For The Period 01 July 2022 - 30 June 2023

Transaction Date	Transaction Source	Processed Date	Last Modified By	Transaction Type	Description	Units	Amount \$	Balance \$
31/01/2023	SYSTEM	30/01/2023		System Journal	Revaluation - 30/01/2023 @ \$106.550000 (System Price) - 271.000000 Units on hand (NABPF.AX)		(284.82)	(11,774.32)
31/01/2023	SYSTEM	30/01/2023		System Journal	Revaluation - 30/01/2023 @ \$16.260000 (System Price) - 2,053.000000 Units on hand (PLUS.AX)		(574.84)	(12,349.16)
31/01/2023	SYSTEM	30/01/2023		System Journal	Revaluation - 27/01/2023 @ \$115.140000 (System Price) - 52.000000 Units on hand (PYPL.NDQ)		222.73	(12,126.43)
31/01/2023	SYSTEM	30/01/2023		System Journal	Revaluation - 30/01/2023 @ \$9.950000 (System Price) - 821.000000 Units on hand (NXT.AX)		(41.05)	(12,167.48)
31/01/2023	SYSTEM	30/01/2023		System Journal	Revaluation - 27/01/2023 @ \$236.710300 (System Price) - 54.000000 Units on hand (JNJ.NYE)		1,524.86	(10,642.62)
31/01/2023	SYSTEM	30/01/2023		System Journal	Revaluation - 30/01/2023 @ \$24.720000 (System Price) - 1,539.000000 Units on hand (SUBD.AX)		(307.80)	(10,950.42)
31/01/2023	SYSTEM	30/01/2023		System Journal	Revaluation - 30/01/2023 @ \$9.210000 (System Price) - 212.000000 Units on hand (MFG.AX)		97.52	(10,852.90)
31/01/2023	SYSTEM	30/01/2023		System Journal	Revaluation - 30/01/2023 @ \$109.760000 (System Price) - 188.000000 Units on hand (CBA.AX)		(313.96)	(11,166.86)
31/01/2023	SYSTEM	30/01/2023		System Journal	Revaluation - 27/01/2023 @ \$197.439100 (System Price) - 101.000000 Units on hand (JPM.NYE)		332.59	(10,834.27)
31/01/2023	SYSTEM	30/01/2023		System Journal	Revaluation - 30/06/2022 @ \$1.449062 (Exit) - 1,436.580000 Units on hand (FXUSD)		27.67	(10,806.60)
31/01/2023	SYSTEM	30/01/2023		System Journal	Revaluation - 27/01/2023 @ \$445.602900 (System Price) - 32.000000 Units on hand (HD.NYE)		988.64	(9,817.96)
31/01/2023	SYSTEM	30/01/2023		System Journal	Revaluation - 27/01/2023 @ \$166.568200 (System Price) - 51.000000 Units on hand (BABA.NYE)		(2,713.00)	(12,530.96)
31/01/2023	SYSTEM	30/01/2023		System Journal	Revaluation - 30/01/2023 @ \$49.470000 (System Price) - 195.000000 Units on hand (WES.AX)		(216.45)	(12,747.41)
31/01/2023	SYSTEM	30/01/2023		System Journal	Revaluation - 27/01/2023 @ \$131.279000 (System Price) - 75.000000 Units on hand (TSM.NYE)		(968.74)	(13,716.15)
31/01/2023	SYSTEM	30/01/2023		System Journal	Revaluation - 27/01/2023 @ \$148.276300		1,362.12	(12,354.03)

R&B McDougall Superannuation Fund
General Ledger - Audit View

For The Period 01 July 2022 - 30 June 2023

Transaction Date	Transaction Source	Processed Date	Last Modified By	Transaction Type	Description	Units	Amount \$	Balance \$
31/01/2023	SYSTEM	30/01/2023		System Journal	(System Price) - 99.000000 Units on hand (MRK.NYE) Revaluation - 30/01/2023 @ \$13.760000 (System Price) - 1,372.000000 Units on hand (TCL.AX)		589.96	(11,764.07)
31/01/2023	SYSTEM	30/01/2023		System Journal	Revaluation - 27/01/2023 @ \$526.283900 (System Price) - 30.000000 Units on hand (MA.NYE)		(342.98)	(12,107.05)
31/01/2023	SYSTEM	30/01/2023		System Journal	Revaluation - 27/01/2023 @ \$139.819900 (System Price) - 200.000000 Units on hand (GOOGL.NDQ)		737.64	(11,369.41)
31/01/2023	SYSTEM	30/01/2023		System Journal	Revaluation - 27/01/2023 @ \$143.858200 (System Price) - 120.000000 Units on hand (AMZN.NDQ)		(418.52)	(11,787.93)
31/01/2023	SYSTEM	30/01/2023		System Journal	Revaluation - 27/01/2023 @ \$61.615300 (System Price) - 213.000000 Units on hand (PFE.NYE)		2,651.25	(9,136.68)
28/02/2023	SYSTEM	27/02/2023		System Journal	Revaluation - 27/02/2023 @ \$105.410000 (System Price) - 284.000000 Units on hand (RHCPA.AX)		(73.84)	(9,210.52)
28/02/2023	SYSTEM	27/02/2023		System Journal	Revaluation - 27/02/2023 @ \$36.970000 (System Price) - 421.000000 Units on hand (WOW.AX)		(926.20)	(10,136.72)
28/02/2023	SYSTEM	27/02/2023		System Journal	Revaluation - 27/02/2023 @ \$12.860000 (System Price) - 1,289.000000 Units on hand (BXB.AX)		(1,082.76)	(11,219.48)
28/02/2023	SYSTEM	27/02/2023		System Journal	Revaluation - 27/02/2023 @ \$80.320000 (System Price) - 1,199.000000 Units on hand (VAP.AX)		2,757.70	(8,461.78)
28/02/2023	SYSTEM	27/02/2023		System Journal	Revaluation - 24/02/2023 @ \$365.747000 (System Price) - 92.000000 Units on hand (MSFT.NDQ)		(1,524.45)	(9,986.23)
28/02/2023	SYSTEM	27/02/2023		System Journal	Revaluation - 27/02/2023 @ \$104.760000 (System Price) - 200.000000 Units on hand (WBCPL.AX)		8.00	(9,978.23)
28/02/2023	SYSTEM	27/02/2023		System Journal	Revaluation - 27/02/2023 @ \$107.000000 (System Price) - 277.000000 Units on hand (MQGPD.AX)		(63.71)	(10,041.94)
28/02/2023	SYSTEM	27/02/2023		System Journal	Revaluation - 27/02/2023 @ \$22.730000 (System Price) - 735.000000 Units on hand (WBC.AX)		749.70	(9,292.24)
28/02/2023	SYSTEM	27/02/2023		System Journal	Revaluation - 27/02/2023 @ \$188.450000 (System Price) - 300.000000 Units on hand		(444.00)	(9,736.24)

R&B McDougall Superannuation Fund
General Ledger - Audit View

For The Period 01 July 2022 - 30 June 2023

Transaction Date	Transaction Source	Processed Date	Last Modified By	Transaction Type	Description	Units	Amount \$	Balance \$
					(MQG.AX)			
28/02/2023	SYSTEM	27/02/2023		System Journal	Revaluation - 27/02/2023 @ \$35.130000 (System Price) - 918.000000 Units on hand (WDS.AX)		1,074.06	(8,662.18)
28/02/2023	SYSTEM	27/02/2023		System Journal	Revaluation - 24/02/2023 @ \$0.849200 (Exit) - 80,785.333700 Units on hand (ETL0019AU)		1,429.90	(7,232.28)
28/02/2023	SYSTEM	27/02/2023		System Journal	Revaluation - 27/02/2023 @ \$101.440000 (System Price) - 300.000000 Units on hand (MBLPD.AX)		495.30	(6,736.98)
28/02/2023	SYSTEM	27/02/2023		System Journal	Revaluation - 27/02/2023 @ \$297.790000 (System Price) - 125.000000 Units on hand (CSL.AX)		(598.75)	(7,335.73)
28/02/2023	SYSTEM	27/02/2023		System Journal	Revaluation - 27/02/2023 @ \$101.280000 (System Price) - 750.000000 Units on hand (SUNPI.AX)		1,252.50	(6,083.23)
28/02/2023	SYSTEM	27/02/2023		System Journal	Revaluation - 24/02/2023 @ \$1.369900 (Exit) - 14,397.120600 Units on hand (HOW3590AU)		207.31	(5,875.92)
28/02/2023	SYSTEM	27/02/2023		System Journal	Revaluation - 24/02/2023 @ \$168.682100 (System Price) - 89.000000 Units on hand (APTV.NYE)		(1,163.68)	(7,039.60)
28/02/2023	SYSTEM	27/02/2023		System Journal	Revaluation - 27/02/2023 @ \$226.780000 (System Price) - 67.000000 Units on hand (COH.AX)		(1,206.67)	(8,246.27)
28/02/2023	SYSTEM	27/02/2023		System Journal	Revaluation - 24/02/2023 @ \$255.723500 (System Price) - 94.000000 Units on hand (AXP.NYE)		(1,247.61)	(9,493.88)
28/02/2023	SYSTEM	27/02/2023		System Journal	Revaluation - 27/02/2023 @ \$103.789000 (System Price) - 277.000000 Units on hand (WBCPI.AX)		77.84	(9,416.04)
28/02/2023	SYSTEM	27/02/2023		System Journal	Revaluation - 27/02/2023 @ \$8.150000 (System Price) - 2,673.000000 Units on hand (ORG.AX)		(1,844.37)	(11,260.41)
28/02/2023	SYSTEM	27/02/2023		System Journal	Revaluation - 30/06/2022 @ \$0.200000 (Exit) - 1,000,000.000000 Units on hand (LavaBlue)		(75,000.00)	(86,260.41)
28/02/2023	SYSTEM	27/02/2023		System Journal	Revaluation - 24/02/2023 @ \$118.373900 (System Price) - 150.000000 Units on hand (GILD.NDQ)		(84.08)	(86,344.49)
28/02/2023	SYSTEM	27/02/2023		System Journal	Revaluation - 27/02/2023 @ \$107.240000 (System Price) - 267.000000 Units on hand		34.71	(86,309.78)

R&B McDougall Superannuation Fund
General Ledger - Audit View

For The Period 01 July 2022 - 30 June 2023

Transaction Date	Transaction Source	Processed Date	Last Modified By	Transaction Type	Description	Units	Amount \$	Balance \$
					(MBLPC.AX)			
28/02/2023	SYSTEM	27/02/2023		System Journal	Revaluation - 27/02/2023 @ \$0.210000 (System Price) - 26.000000 Units on hand (MFGO.AX)	1.56		(86,308.22)
28/02/2023	SYSTEM	27/02/2023		System Journal	Revaluation - 27/02/2023 @ \$44.550000 (System Price) - 594.000000 Units on hand (BHP.AX)	2,779.92		(83,528.30)
28/02/2023	SYSTEM	27/02/2023		System Journal	Revaluation - 27/02/2023 @ \$16.920000 (System Price) - 1,089.000000 Units on hand (AMC.AX)	(152.46)		(83,680.76)
28/02/2023	SYSTEM	27/02/2023		System Journal	Revaluation - 24/02/2023 @ \$11.138800 (System Price) - 737.000000 Units on hand (TME.NYE)	781.51		(82,899.25)
28/02/2023	SYSTEM	27/02/2023		System Journal	Revaluation - 24/02/2023 @ \$288.934500 (System Price) - 63.000000 Units on hand (TSLA.NDQ)	(2,432.92)		(85,332.17)
28/02/2023	SYSTEM	27/02/2023		System Journal	Revaluation - 27/02/2023 @ \$31.520000 (System Price) - 569.000000 Units on hand (RMD.AX)	(91.04)		(85,423.21)
28/02/2023	SYSTEM	27/02/2023		System Journal	Revaluation - 27/02/2023 @ \$18.050000 (System Price) - 904.000000 Units on hand (COL.AX)	(632.80)		(86,056.01)
28/02/2023	SYSTEM	27/02/2023		System Journal	Revaluation - 27/02/2023 @ \$24.830000 (System Price) - 801.000000 Units on hand (ANZ.AX)	160.20		(85,895.81)
28/02/2023	SYSTEM	27/02/2023		System Journal	Revaluation - 24/02/2023 @ \$215.306700 (System Price) - 148.000000 Units on hand (AAPL.NDQ)	(1,476.14)		(87,371.95)
28/02/2023	SYSTEM	27/02/2023		System Journal	Revaluation - 24/02/2023 @ \$37.555000 (System Price) - 9.000000 Units on hand (OGN.NYE)	41.15		(87,330.80)
28/02/2023	SYSTEM	27/02/2023		System Journal	Revaluation - 27/02/2023 @ \$106.000000 (System Price) - 271.000000 Units on hand (NABPF.AX)	149.05		(87,181.75)
28/02/2023	SYSTEM	27/02/2023		System Journal	Revaluation - 27/02/2023 @ \$16.110000 (System Price) - 2,053.000000 Units on hand (PLUS.AX)	307.95		(86,873.80)
28/02/2023	SYSTEM	27/02/2023		System Journal	Revaluation - 24/02/2023 @ \$107.939500 (System Price) - 52.000000 Units on hand (PYPL.NDQ)	374.43		(86,499.37)
28/02/2023	SYSTEM	27/02/2023		System Journal	Revaluation - 27/02/2023 @ \$10.030000 (System Price) - 821.000000 Units on hand	(65.68)		(86,565.05)

R&B McDougall Superannuation Fund
General Ledger - Audit View

For The Period 01 July 2022 - 30 June 2023

Transaction Date	Transaction Source	Processed Date	Last Modified By	Transaction Type	Description	Units	Amount \$	Balance \$
					(NXT.AX)			
28/02/2023	SYSTEM	27/02/2023		System Journal	Revaluation - 24/02/2023 @ \$228.896400 (System Price) - 54.000000 Units on hand (JNJ.NYE)		421.95	(86,143.10)
28/02/2023	SYSTEM	27/02/2023		System Journal	Revaluation - 27/02/2023 @ \$24.790000 (System Price) - 1,539.000000 Units on hand (SUBD.AX)		(107.73)	(86,250.83)
28/02/2023	SYSTEM	27/02/2023		System Journal	Revaluation - 27/02/2023 @ \$8.550000 (System Price) - 212.000000 Units on hand (MFG.AX)		139.92	(86,110.91)
28/02/2023	SYSTEM	27/02/2023		System Journal	Revaluation - 27/02/2023 @ \$101.390000 (System Price) - 188.000000 Units on hand (CBA.AX)		1,573.56	(84,537.35)
28/02/2023	SYSTEM	27/02/2023		System Journal	Revaluation - 24/02/2023 @ \$206.824200 (System Price) - 101.000000 Units on hand (JPM.NYE)		(947.89)	(85,485.24)
28/02/2023	SYSTEM	27/02/2023		System Journal	Revaluation - 30/06/2022 @ \$96.000000 (Exit) - 289.000000 Units on hand (CBAPK.AX)		1,156.00	(84,329.24)
28/02/2023	SYSTEM	27/02/2023		System Journal	Revaluation - 30/06/2022 @ \$1.449062 (Exit) - 1,577.300000 Units on hand (FXUSD)		(3.98)	(84,333.22)
28/02/2023	SYSTEM	27/02/2023		System Journal	Revaluation - 24/02/2023 @ \$435.368400 (System Price) - 32.000000 Units on hand (HD.NYE)		327.50	(84,005.72)
28/02/2023	SYSTEM	27/02/2023		System Journal	Revaluation - 24/02/2023 @ \$130.613400 (System Price) - 51.000000 Units on hand (BABA.NYE)		1,833.70	(82,172.02)
28/02/2023	SYSTEM	27/02/2023		System Journal	Revaluation - 27/02/2023 @ \$48.540000 (System Price) - 195.000000 Units on hand (WES.AX)		181.35	(81,990.67)
28/02/2023	SYSTEM	27/02/2023		System Journal	Revaluation - 24/02/2023 @ \$129.307300 (System Price) - 75.000000 Units on hand (TSM.NYE)		147.88	(81,842.79)
28/02/2023	SYSTEM	27/02/2023		System Journal	Revaluation - 24/02/2023 @ \$161.270900 (System Price) - 99.000000 Units on hand (MRK.NYE)		(1,286.47)	(83,129.26)
28/02/2023	SYSTEM	27/02/2023		System Journal	Revaluation - 27/02/2023 @ \$14.120000 (System Price) - 1,372.000000 Units on hand (TCL.AX)		(493.92)	(83,623.18)
28/02/2023	SYSTEM	27/02/2023		System Journal	Revaluation - 24/02/2023 @ \$518.227200 (System Price) - 30.000000 Units on hand (MA.NYE)		241.70	(83,381.48)

R&B McDougall Superannuation Fund
General Ledger - Audit View

For The Period 01 July 2022 - 30 June 2023

Transaction Date	Transaction Source	Processed Date	Last Modified By	Transaction Type	Description	Units	Amount \$	Balance \$
28/02/2023	SYSTEM	27/02/2023		System Journal	Revaluation - 24/02/2023 @ \$130.804200 (System Price) - 200.000000 Units on hand (GOOGL.NDQ)		1,803.14	(81,578.34)
28/02/2023	SYSTEM	27/02/2023		System Journal	Revaluation - 24/02/2023 @ \$137.217500 (System Price) - 120.000000 Units on hand (AMZN.NDQ)		796.88	(80,781.46)
28/02/2023	SYSTEM	27/02/2023		System Journal	Revaluation - 24/02/2023 @ \$61.270900 (System Price) - 213.000000 Units on hand (PFE.NYE)		73.36	(80,708.10)
30/04/2023	SYSTEM	29/04/2023		System Journal	Revaluation - 28/04/2023 @ \$103.680000 (System Price) - 284.000000 Units on hand (RHCPA.AX)		264.12	(80,443.98)
30/04/2023	SYSTEM	29/04/2023		System Journal	Revaluation - 28/04/2023 @ \$38.830000 (System Price) - 421.000000 Units on hand (WOW.AX)		(500.99)	(80,944.97)
30/04/2023	SYSTEM	29/04/2023		System Journal	Revaluation - 28/04/2023 @ \$14.250000 (System Price) - 1,289.000000 Units on hand (BXB.AX)		(2,217.08)	(83,162.05)
30/04/2023	SYSTEM	29/04/2023		System Journal	Revaluation - 28/04/2023 @ \$78.710000 (System Price) - 1,199.000000 Units on hand (VAP.AX)		(7,853.45)	(91,015.50)
30/04/2023	SYSTEM	29/04/2023		System Journal	Revaluation - 28/04/2023 @ \$464.841100 (System Price) - 92.000000 Units on hand (MSFT.NDQ)		(10,128.45)	(101,143.95)
30/04/2023	SYSTEM	29/04/2023		System Journal	Revaluation - 28/04/2023 @ \$103.380000 (System Price) - 200.000000 Units on hand (WBCPL.AX)		276.00	(100,867.95)
30/04/2023	SYSTEM	29/04/2023		System Journal	Revaluation - 28/04/2023 @ \$104.500000 (System Price) - 277.000000 Units on hand (MQGPD.AX)		52.63	(100,815.32)
30/04/2023	SYSTEM	29/04/2023		System Journal	Revaluation - 28/04/2023 @ \$22.470000 (System Price) - 735.000000 Units on hand (WBC.AX)		(3,278.10)	(104,093.42)
30/04/2023	SYSTEM	29/04/2023		System Journal	Revaluation - 28/04/2023 @ \$182.600000 (System Price) - 300.000000 Units on hand (MQG.AX)		(5,328.00)	(109,421.42)
30/04/2023	SYSTEM	29/04/2023		System Journal	Revaluation - 30/04/2023 @ \$0.000000 - 0.000000 Units on hand (CBAPD.AX)		(340.40)	(109,761.82)
30/04/2023	SYSTEM	29/04/2023		System Journal	Revaluation - 28/04/2023 @ \$33.680000 (System Price) - 918.000000 Units on hand (WDS.AX)		8,697.60	(101,064.22)
30/04/2023	SYSTEM	29/04/2023		System Journal	Revaluation - 30/04/2023 @ \$0.000000 -		(495.90)	(101,560.12)

R&B McDougall Superannuation Fund
General Ledger - Audit View

For The Period 01 July 2022 - 30 June 2023

Transaction Date	Transaction Source	Processed Date	Last Modified By	Transaction Type	Description	Units	Amount \$	Balance \$
					0.000000 Units on hand (IAGPD.AX)			
30/04/2023	SYSTEM	29/04/2023		System Journal	Revaluation - 27/04/2023 @ \$0.858200 (Exit) - 80,785.333700 Units on hand (ETL0019AU)		(3,077.91)	(104,638.03)
30/04/2023	SYSTEM	29/04/2023		System Journal	Revaluation - 28/04/2023 @ \$102.000000 (System Price) - 300.000000 Units on hand (MBLPD.AX)		(1,143.00)	(105,781.03)
30/04/2023	SYSTEM	29/04/2023		System Journal	Revaluation - 28/04/2023 @ \$300.580000 (System Price) - 125.000000 Units on hand (CSL.AX)		(966.25)	(106,747.28)
30/04/2023	SYSTEM	29/04/2023		System Journal	Revaluation - 28/04/2023 @ \$100.320000 (System Price) - 750.000000 Units on hand (SUNPI.AX)		(2,010.00)	(108,757.28)
30/04/2023	SYSTEM	29/04/2023		System Journal	Revaluation - 27/04/2023 @ \$1.376500 (Exit) - 14,397.120600 Units on hand (HOW3590AU)		(3,105.46)	(111,862.74)
30/04/2023	SYSTEM	29/04/2023		System Journal	Revaluation - 28/04/2023 @ \$155.612700 (System Price) - 89.000000 Units on hand (APTV.NYE)		(372.53)	(112,235.27)
30/04/2023	SYSTEM	29/04/2023		System Journal	Revaluation - 28/04/2023 @ \$246.640000 (System Price) - 67.000000 Units on hand (COH.AX)		(3,077.31)	(115,312.58)
30/04/2023	SYSTEM	29/04/2023		System Journal	Revaluation - 28/04/2023 @ \$28.920000 (System Price) - 587.000000 Units on hand (NCM.AX)		(6,145.89)	(121,458.47)
30/04/2023	SYSTEM	29/04/2023		System Journal	Revaluation - 28/04/2023 @ \$244.084700 (System Price) - 94.000000 Units on hand (AXP.NYE)		(2,338.41)	(123,796.88)
30/04/2023	SYSTEM	29/04/2023		System Journal	Revaluation - 28/04/2023 @ \$102.800000 (System Price) - 277.000000 Units on hand (WBCPI.AX)		(72.30)	(123,869.18)
30/04/2023	SYSTEM	29/04/2023		System Journal	Revaluation - 28/04/2023 @ \$8.340000 (System Price) - 2,673.000000 Units on hand (ORG.AX)		(3,421.44)	(127,290.62)
30/04/2023	SYSTEM	29/04/2023		System Journal	Revaluation - 28/04/2023 @ \$124.372200 (System Price) - 150.000000 Units on hand (GILD.NDQ)		(1,066.22)	(128,356.84)
30/04/2023	SYSTEM	29/04/2023		System Journal	Revaluation - 28/04/2023 @ \$105.700000 (System Price) - 267.000000 Units on hand (MBLPC.AX)		(232.29)	(128,589.13)
30/04/2023	SYSTEM	29/04/2023		System Journal	Revaluation - 28/04/2023 @ \$0.205000 (System Price) - 26.000000 Units on hand		(13.52)	(128,602.65)

R&B McDougall Superannuation Fund
General Ledger - Audit View

For The Period 01 July 2022 - 30 June 2023

Transaction Date	Transaction Source	Processed Date	Last Modified By	Transaction Type	Description	Units	Amount \$	Balance \$
					(MFGO.AX)			
30/04/2023	SYSTEM	29/04/2023		System Journal	Revaluation - 28/04/2023 @ \$44.400000 (System Price) - 594.000000 Units on hand (BHP.AX)		(2,084.94)	(130,687.59)
30/04/2023	SYSTEM	29/04/2023		System Journal	Revaluation - 28/04/2023 @ \$16.400000 (System Price) - 1,089.000000 Units on hand (AMC.AX)		21.78	(130,665.81)
30/04/2023	SYSTEM	29/04/2023		System Journal	Revaluation - 28/04/2023 @ \$11.210300 (System Price) - 737.000000 Units on hand (TME.NYE)		1,092.54	(129,573.27)
30/04/2023	SYSTEM	29/04/2023		System Journal	Revaluation - 28/04/2023 @ \$248.577900 (System Price) - 63.000000 Units on hand (TSLA.NDQ)		709.73	(128,863.54)
30/04/2023	SYSTEM	29/04/2023		System Journal	Revaluation - 28/04/2023 @ \$33.710000 (System Price) - 569.000000 Units on hand (RMD.AX)		(409.68)	(129,273.22)
30/04/2023	SYSTEM	29/04/2023		System Journal	Revaluation - 28/04/2023 @ \$18.200000 (System Price) - 904.000000 Units on hand (COL.AX)		45.20	(129,228.02)
30/04/2023	SYSTEM	29/04/2023		System Journal	Revaluation - 30/04/2023 @ \$0.000000 - 0.000000 Units on hand (WPL.AX)		1,751.76	(127,476.26)
30/04/2023	SYSTEM	29/04/2023		System Journal	Revaluation - 28/04/2023 @ \$24.350000 (System Price) - 801.000000 Units on hand (ANZ.AX)		(2,424.26)	(129,900.52)
30/04/2023	SYSTEM	29/04/2023		System Journal	Revaluation - 28/04/2023 @ \$256.702000 (System Price) - 148.000000 Units on hand (AAPL.NDQ)		(7,849.22)	(137,749.74)
30/04/2023	SYSTEM	29/04/2023		System Journal	Revaluation - 28/04/2023 @ \$37.261700 (System Price) - 9.000000 Units on hand (OGN.NYE)		(47.19)	(137,796.93)
30/04/2023	SYSTEM	29/04/2023		System Journal	Revaluation - 28/04/2023 @ \$105.470000 (System Price) - 271.000000 Units on hand (NABPF.AX)		(558.26)	(138,355.19)
30/04/2023	SYSTEM	29/04/2023		System Journal	Revaluation - 28/04/2023 @ \$16.420000 (System Price) - 2,053.000000 Units on hand (PLUS.AX)		(1,560.28)	(139,915.47)
30/04/2023	SYSTEM	29/04/2023		System Journal	Revaluation - 28/04/2023 @ \$114.977300 (System Price) - 52.000000 Units on hand (PYPL.NDQ)		(1,314.42)	(141,229.89)
30/04/2023	SYSTEM	29/04/2023		System Journal	Revaluation - 28/04/2023 @ \$11.480000 (System Price) - 821.000000 Units on hand (NXT.AX)		(1,683.05)	(142,912.94)

R&B McDougall Superannuation Fund
General Ledger - Audit View

For The Period 01 July 2022 - 30 June 2023

Transaction Date	Transaction Source	Processed Date	Last Modified By	Transaction Type	Description	Units	Amount \$	Balance \$
30/04/2023	SYSTEM	29/04/2023		System Journal	Revaluation - 28/04/2023 @ \$247.655100 (System Price) - 54.000000 Units on hand (JNJ.NYE)		(806.10)	(143,719.04)
30/04/2023	SYSTEM	29/04/2023		System Journal	Revaluation - 28/04/2023 @ \$24.770000 (System Price) - 1,539.000000 Units on hand (SUBD.AX)		(246.24)	(143,965.28)
30/04/2023	SYSTEM	29/04/2023		System Journal	Revaluation - 28/04/2023 @ \$8.120000 (System Price) - 212.000000 Units on hand (MFG.AX)		(591.48)	(144,556.76)
30/04/2023	SYSTEM	29/04/2023		System Journal	Revaluation - 28/04/2023 @ \$99.360000 (System Price) - 188.000000 Units on hand (CBA.AX)		(2,660.20)	(147,216.96)
30/04/2023	SYSTEM	29/04/2023		System Journal	Revaluation - 28/04/2023 @ \$209.137700 (System Price) - 101.000000 Units on hand (JPM.NYE)		(2,337.20)	(149,554.16)
30/04/2023	SYSTEM	29/04/2023		System Journal	Revaluation - 28/04/2023 @ \$101.200000 (System Price) - 289.000000 Units on hand (CBAPK.AX)		(2,658.80)	(152,212.96)
30/04/2023	SYSTEM	29/04/2023		System Journal	Revaluation - 30/04/2023 @ \$0.000000 - 0.000000 Units on hand (PPCHB.AX)		(248.90)	(152,461.86)
30/04/2023	SYSTEM	29/04/2023		System Journal	Revaluation - 28/04/2023 @ \$454.674700 (System Price) - 32.000000 Units on hand (HD.NYE)		(1,741.17)	(154,203.03)
30/04/2023	SYSTEM	29/04/2023		System Journal	Revaluation - 28/04/2023 @ \$128.124100 (System Price) - 51.000000 Units on hand (BABA.NYE)		1,850.41	(152,352.62)
30/04/2023	SYSTEM	29/04/2023		System Journal	Revaluation - 28/04/2023 @ \$51.970000 (System Price) - 195.000000 Units on hand (WES.AX)		(1,788.15)	(154,140.77)
30/04/2023	SYSTEM	29/04/2023		System Journal	Revaluation - 28/04/2023 @ \$127.534000 (System Price) - 75.000000 Units on hand (TSM.NYE)		(840.50)	(154,981.27)
30/04/2023	SYSTEM	29/04/2023		System Journal	Revaluation - 28/04/2023 @ \$174.689900 (System Price) - 99.000000 Units on hand (MRK.NYE)		(1,171.65)	(156,152.92)
30/04/2023	SYSTEM	29/04/2023		System Journal	Revaluation - 28/04/2023 @ \$14.990000 (System Price) - 1,372.000000 Units on hand (TCL.AX)		(1,385.72)	(157,538.64)
30/04/2023	SYSTEM	29/04/2023		System Journal	Revaluation - 28/04/2023 @ \$574.931900 (System Price) - 30.000000 Units on hand (MA.NYE)		(3,008.13)	(160,546.77)
30/04/2023	SYSTEM	29/04/2023		System Journal	Revaluation - 28/04/2023 @ \$162.390300		(6,226.00)	(166,772.77)

R&B McDougall Superannuation Fund
General Ledger - Audit View

For The Period 01 July 2022 - 30 June 2023

Transaction Date	Transaction Source	Processed Date	Last Modified By	Transaction Type	Description	Units	Amount \$	Balance \$
30/04/2023	SYSTEM	29/04/2023		System Journal	(System Price) - 200.000000 Units on hand (GOOGL.NDQ)			
					Revaluation - 28/04/2023 @ \$159.531000 (System Price) - 120.000000 Units on hand (AMZN.NDQ)		(3,888.31)	(170,661.08)
30/04/2023	SYSTEM	29/04/2023		System Journal	Revaluation - 28/04/2023 @ \$58.835100 (System Price) - 213.000000 Units on hand (PFE.NYE)		633.65	(170,027.43)
31/05/2023	SYSTEM	30/05/2023		System Journal	Revaluation - 30/05/2023 @ \$103.600000 (System Price) - 284.000000 Units on hand (RHCPA.AX)		22.72	(170,004.71)
31/05/2023	SYSTEM	30/05/2023		System Journal	Revaluation - 30/05/2023 @ \$38.260000 (System Price) - 421.000000 Units on hand (WOW.AX)		239.97	(169,764.74)
31/05/2023	SYSTEM	30/05/2023		System Journal	Revaluation - 30/05/2023 @ \$13.990000 (System Price) - 1,289.000000 Units on hand (BXB.AX)		335.14	(169,429.60)
31/05/2023	SYSTEM	30/05/2023		System Journal	Revaluation - 30/05/2023 @ \$78.180000 (System Price) - 1,199.000000 Units on hand (VAP.AX)		635.47	(168,794.13)
31/05/2023	SYSTEM	30/05/2023		System Journal	Revaluation - 26/05/2023 @ \$510.959300 (System Price) - 92.000000 Units on hand (MSFT.NDQ)		(4,242.88)	(173,037.01)
31/05/2023	SYSTEM	30/05/2023		System Journal	Revaluation - 30/05/2023 @ \$102.290000 (System Price) - 200.000000 Units on hand (WBCPL.AX)		218.00	(172,819.01)
31/05/2023	SYSTEM	30/05/2023		System Journal	Revaluation - 30/05/2023 @ \$105.000000 (System Price) - 277.000000 Units on hand (MQGPD.AX)		(138.50)	(172,957.51)
31/05/2023	SYSTEM	30/05/2023		System Journal	Revaluation - 30/05/2023 @ \$21.110000 (System Price) - 735.000000 Units on hand (WBC.AX)		999.60	(171,957.91)
31/05/2023	SYSTEM	30/05/2023		System Journal	Revaluation - 30/05/2023 @ \$175.100000 (System Price) - 300.000000 Units on hand (MQG.AX)		2,250.00	(169,707.91)
31/05/2023	SYSTEM	30/05/2023		System Journal	Revaluation - 30/05/2023 @ \$35.100000 (System Price) - 918.000000 Units on hand (WDS.AX)		(1,303.56)	(171,011.47)
31/05/2023	SYSTEM	30/05/2023		System Journal	Revaluation - 29/05/2023 @ \$0.849300 (Exit) - 80,785.333700 Units on hand (ETL0019AU)		718.99	(170,292.48)
31/05/2023	SYSTEM	30/05/2023		System Journal	Revaluation - 30/05/2023 @ \$99.200000 (System Price) - 300.000000 Units on hand		840.00	(169,452.48)

R&B McDougall Superannuation Fund
General Ledger - Audit View

For The Period 01 July 2022 - 30 June 2023

Transaction Date	Transaction Source	Processed Date	Last Modified By	Transaction Type	Description	Units	Amount \$	Balance \$
					(MBLPD.AX)			
31/05/2023	SYSTEM	30/05/2023		System Journal	Revaluation - 30/05/2023 @ \$308.240000 (System Price) - 125.000000 Units on hand (CSL.AX)		(957.50)	(170,409.98)
31/05/2023	SYSTEM	30/05/2023		System Journal	Revaluation - 30/05/2023 @ \$100.010000 (System Price) - 750.000000 Units on hand (SUNPI.AX)		232.50	(170,177.48)
31/05/2023	SYSTEM	30/05/2023		System Journal	Revaluation - 29/05/2023 @ \$1.349400 (Exit) - 14,397.120600 Units on hand (HOW3590AU)		390.17	(169,787.31)
31/05/2023	SYSTEM	30/05/2023		System Journal	Revaluation - 26/05/2023 @ \$141.412100 (System Price) - 89.000000 Units on hand (APTV.NYE)		1,263.85	(168,523.46)
31/05/2023	SYSTEM	30/05/2023		System Journal	Revaluation - 30/05/2023 @ \$244.950000 (System Price) - 67.000000 Units on hand (COH.AX)		113.23	(168,410.23)
31/05/2023	SYSTEM	30/05/2023		System Journal	Revaluation - 30/05/2023 @ \$25.690000 (System Price) - 587.000000 Units on hand (NCM.AX)		1,896.01	(166,514.22)
31/05/2023	SYSTEM	30/05/2023		System Journal	Revaluation - 26/05/2023 @ \$241.350700 (System Price) - 94.000000 Units on hand (AXP.NYE)		256.99	(166,257.23)
31/05/2023	SYSTEM	30/05/2023		System Journal	Revaluation - 30/05/2023 @ \$103.000000 (System Price) - 277.000000 Units on hand (WBCPI.AX)		(55.40)	(166,312.63)
31/05/2023	SYSTEM	30/05/2023		System Journal	Revaluation - 30/05/2023 @ \$8.370000 (System Price) - 2,673.000000 Units on hand (ORG.AX)		(80.19)	(166,392.82)
31/05/2023	SYSTEM	30/05/2023		System Journal	Revaluation - 26/05/2023 @ \$118.326900 (System Price) - 150.000000 Units on hand (GILD.NDQ)		906.79	(165,486.03)
31/05/2023	SYSTEM	30/05/2023		System Journal	Revaluation - 30/05/2023 @ \$105.640000 (System Price) - 267.000000 Units on hand (MBLPC.AX)		16.02	(165,470.01)
31/05/2023	SYSTEM	30/05/2023		System Journal	Revaluation - 30/05/2023 @ \$0.185000 (System Price) - 26.000000 Units on hand (MFGO.AX)		0.52	(165,469.49)
31/05/2023	SYSTEM	30/05/2023		System Journal	Revaluation - 30/05/2023 @ \$43.490000 (System Price) - 594.000000 Units on hand (BHP.AX)		540.54	(164,928.95)
31/05/2023	SYSTEM	30/05/2023		System Journal	Revaluation - 30/05/2023 @ \$15.140000 (System Price) - 1,089.000000 Units on		1,372.14	(163,556.81)

R&B McDougall Superannuation Fund
General Ledger - Audit View

For The Period 01 July 2022 - 30 June 2023

Transaction Date	Transaction Source	Processed Date	Last Modified By	Transaction Type	Description	Units	Amount \$	Balance \$
					hand (AMC.AX)			
31/05/2023	SYSTEM	30/05/2023		System Journal	Revaluation - 26/05/2023 @ \$11.358400 (System Price) - 737.000000 Units on hand (TME.NYE)		(109.15)	(163,665.96)
31/05/2023	SYSTEM	30/05/2023		System Journal	Revaluation - 26/05/2023 @ \$296.500400 (System Price) - 63.000000 Units on hand (TSLA.NDQ)		(3,019.12)	(166,685.08)
31/05/2023	SYSTEM	30/05/2023		System Journal	Revaluation - 30/05/2023 @ \$33.220000 (System Price) - 569.000000 Units on hand (RMD.AX)		278.81	(166,406.27)
31/05/2023	SYSTEM	30/05/2023		System Journal	Revaluation - 30/05/2023 @ \$18.210000 (System Price) - 904.000000 Units on hand (COL.AX)		(9.04)	(166,415.31)
31/05/2023	SYSTEM	30/05/2023		System Journal	Revaluation - 30/05/2023 @ \$23.410000 (System Price) - 801.000000 Units on hand (ANZ.AX)		752.94	(165,662.37)
31/05/2023	SYSTEM	30/05/2023		System Journal	Revaluation - 26/05/2023 @ \$269.270900 (System Price) - 148.000000 Units on hand (AAPL.NDQ)		(1,860.19)	(167,522.56)
31/05/2023	SYSTEM	30/05/2023		System Journal	Revaluation - 26/05/2023 @ \$29.992300 (System Price) - 9.000000 Units on hand (OGN.NYE)		65.43	(167,457.13)
31/05/2023	SYSTEM	30/05/2023		System Journal	Revaluation - 30/05/2023 @ \$104.090000 (System Price) - 271.000000 Units on hand (NABPF.AX)		373.98	(167,083.15)
31/05/2023	SYSTEM	30/05/2023		System Journal	Revaluation - 30/05/2023 @ \$16.240000 (System Price) - 2,053.000000 Units on hand (PLUS.AX)		369.54	(166,713.61)
31/05/2023	SYSTEM	30/05/2023		System Journal	Revaluation - 26/05/2023 @ \$92.432800 (System Price) - 52.000000 Units on hand (PYPL.NDQ)		1,172.31	(165,541.30)
31/05/2023	SYSTEM	30/05/2023		System Journal	Revaluation - 30/05/2023 @ \$12.840000 (System Price) - 821.000000 Units on hand (NXT.AX)		(1,116.56)	(166,657.86)
31/05/2023	SYSTEM	30/05/2023		System Journal	Revaluation - 26/05/2023 @ \$236.914800 (System Price) - 54.000000 Units on hand (JNJ.NYE)		579.98	(166,077.88)
31/05/2023	SYSTEM	30/05/2023		System Journal	Revaluation - 30/05/2023 @ \$24.760000 (System Price) - 1,539.000000 Units on hand (SUBD.AX)		15.39	(166,062.49)
31/05/2023	SYSTEM	30/05/2023		System Journal	Revaluation - 30/05/2023 @ \$8.000000 (System Price) - 212.000000 Units on hand		25.44	(166,037.05)

R&B McDougall Superannuation Fund
General Ledger - Audit View

For The Period 01 July 2022 - 30 June 2023

Transaction Date	Transaction Source	Processed Date	Last Modified By	Transaction Type	Description	Units	Amount \$	Balance \$
					(MFG.AX)			
31/05/2023	SYSTEM	30/05/2023		System Journal	Revaluation - 30/05/2023 @ \$99.180000 (System Price) - 188.000000 Units on hand (CBA.AX)		33.84	(166,003.21)
31/05/2023	SYSTEM	30/05/2023		System Journal	Revaluation - 26/05/2023 @ \$210.191900 (System Price) - 101.000000 Units on hand (JPM.NYE)		(106.47)	(166,109.68)
31/05/2023	SYSTEM	30/05/2023		System Journal	Revaluation - 30/05/2023 @ \$99.400000 (System Price) - 289.000000 Units on hand (CBAPK.AX)		520.20	(165,589.48)
31/05/2023	SYSTEM	30/05/2023		System Journal	Revaluation - 26/05/2023 @ \$449.470500 (System Price) - 32.000000 Units on hand (HD.NYE)		166.53	(165,422.95)
31/05/2023	SYSTEM	30/05/2023		System Journal	Revaluation - 26/05/2023 @ \$124.282400 (System Price) - 51.000000 Units on hand (BABA.NYE)		195.93	(165,227.02)
31/05/2023	SYSTEM	30/05/2023		System Journal	Revaluation - 30/05/2023 @ \$49.300000 (System Price) - 195.000000 Units on hand (WES.AX)		520.65	(164,706.37)
31/05/2023	SYSTEM	30/05/2023		System Journal	Revaluation - 26/05/2023 @ \$158.419000 (System Price) - 75.000000 Units on hand (TSM.NYE)		(2,316.38)	(167,022.75)
31/05/2023	SYSTEM	30/05/2023		System Journal	Revaluation - 26/05/2023 @ \$170.483500 (System Price) - 99.000000 Units on hand (MRK.NYE)		416.43	(166,606.32)
31/05/2023	SYSTEM	30/05/2023		System Journal	Revaluation - 30/05/2023 @ \$14.710000 (System Price) - 1,372.000000 Units on hand (TCL.AX)		384.16	(166,222.16)
31/05/2023	SYSTEM	30/05/2023		System Journal	Revaluation - 26/05/2023 @ \$574.627800 (System Price) - 30.000000 Units on hand (MA.NYE)		9.13	(166,213.03)
31/05/2023	SYSTEM	30/05/2023		System Journal	Revaluation - 26/05/2023 @ \$191.266300 (System Price) - 200.000000 Units on hand (GOOGL.NDQ)		(5,775.20)	(171,988.23)
31/05/2023	SYSTEM	30/05/2023		System Journal	Revaluation - 26/05/2023 @ \$184.359200 (System Price) - 120.000000 Units on hand (AMZN.NDQ)		(2,979.38)	(174,967.61)
31/05/2023	SYSTEM	30/05/2023		System Journal	Revaluation - 26/05/2023 @ \$57.713000 (System Price) - 213.000000 Units on hand (PFE.NYE)		239.01	(174,728.60)
30/06/2023	Rhonda Wilkinson	30/01/2024		System Journal	Revaluation - 30/06/2023 @ \$103.990000 (System) - 284.000000 Units on hand		(110.76)	(174,839.36)

R&B McDougall Superannuation Fund
General Ledger - Audit View

For The Period 01 July 2022 - 30 June 2023

Transaction Date	Transaction Source	Processed Date	Last Modified By	Transaction Type	Description	Units	Amount \$	Balance \$
					(RHCPA.AX)			
30/06/2023	Rhonda Wilkinson	30/01/2024		System Journal	Revaluation - 30/06/2023 @ \$39.730000 (System) - 421.000000 Units on hand (WOW.AX)		(618.87)	(175,458.23)
30/06/2023	Rhonda Wilkinson	30/01/2024		System Journal	Revaluation - 30/06/2023 @ \$14.410000 (System) - 1,289.000000 Units on hand (BXB.AX)		(541.38)	(175,999.61)
30/06/2023	Rhonda Wilkinson	30/01/2024		System Journal	Revaluation - 30/06/2023 @ \$77.300000 (System) - 1,199.000000 Units on hand (VAP.AX)		1,055.12	(174,944.49)
30/06/2023	Rhonda Wilkinson	30/01/2024		System Journal	Revaluation - 30/06/2023 @ \$510.861081 (Custom Firm) - 92.000000 Units on hand (MSFT.NDQ)		9.04	(174,935.45)
30/06/2023	Rhonda Wilkinson	30/01/2024		System Journal	Revaluation - 30/06/2023 @ \$102.040000 (System) - 200.000000 Units on hand (WBCPL.AX)		70.00	(174,865.45)
30/06/2023	Rhonda Wilkinson	30/01/2024		System Journal	Revaluation - 30/06/2023 @ \$104.950000 (System) - 277.000000 Units on hand (MQGPD.AX)		13.85	(174,851.60)
30/06/2023	Rhonda Wilkinson	30/01/2024		System Journal	Revaluation - 30/06/2023 @ \$21.340000 (System) - 735.000000 Units on hand (WBC.AX)		(169.05)	(175,020.65)
30/06/2023	Rhonda Wilkinson	30/01/2024		System Journal	Revaluation - 30/06/2023 @ \$177.620000 (System) - 300.000000 Units on hand (MQG.AX)		(756.00)	(175,776.65)
30/06/2023	Rhonda Wilkinson	30/01/2024		System Journal	Revaluation - 30/06/2023 @ \$103.840000 (System) - 200.000000 Units on hand (MQGPF.AX)		(748.00)	(176,524.65)
30/06/2023	Rhonda Wilkinson	30/01/2024		System Journal	Revaluation - 30/06/2023 @ \$34.440000 (System) - 918.000000 Units on hand (WDS.AX)		605.88	(175,918.77)
30/06/2023	Rhonda Wilkinson	30/01/2024		System Journal	Revaluation - 30/06/2023 @ \$0.853600 (System (Ex-Dist)) - 80,785.333700 Units on hand (ETL0019AU)		(347.38)	(176,266.15)
30/06/2023	Rhonda Wilkinson	30/01/2024		System Journal	Revaluation - 30/06/2023 @ \$99.800000 (System) - 300.000000 Units on hand (MBLPD.AX)		(180.00)	(176,446.15)
30/06/2023	Rhonda Wilkinson	30/01/2024		System Journal	Revaluation - 30/06/2023 @ \$277.380000 (System) - 125.000000 Units on hand (CSL.AX)		3,857.50	(172,588.65)
30/06/2023	Rhonda Wilkinson	30/01/2024		System Journal	Revaluation - 30/06/2023 @ \$99.920000 (System) - 750.000000 Units on hand		67.50	(172,521.15)

R&B McDougall Superannuation Fund
General Ledger - Audit View

For The Period 01 July 2022 - 30 June 2023

Transaction Date	Transaction Source	Processed Date	Last Modified By	Transaction Type	Description	Units	Amount \$	Balance \$
					(SUNPI.AX)			
30/06/2023	Rhonda Wilkinson	30/01/2024		System Journal	Revaluation - 30/06/2023 @ \$1.299400 (System (Ex-Dist)) - 14,397.120600 Units on hand (HOW3590AU)		719.85	(171,801.30)
30/06/2023	Rhonda Wilkinson	30/01/2024		System Journal	Revaluation - 30/06/2023 @ \$153.150314 (Custom Firm) - 89.000000 Units on hand (APT.V.NYE)		(1,044.70)	(172,846.00)
30/06/2023	Rhonda Wilkinson	30/01/2024		System Journal	Revaluation - 30/06/2023 @ \$229.070000 (System) - 67.000000 Units on hand (COH.AX)		1,063.96	(171,782.04)
30/06/2023	Rhonda Wilkinson	30/01/2024		System Journal	Revaluation - 30/06/2023 @ \$26.420000 (System) - 587.000000 Units on hand (NCM.AX)		(428.51)	(172,210.55)
30/06/2023	Rhonda Wilkinson	30/01/2024		System Journal	Revaluation - 30/06/2023 @ \$261.326130 (Custom Firm) - 94.000000 Units on hand (AXP.NYE)		(1,877.69)	(174,088.24)
30/06/2023	Rhonda Wilkinson	30/01/2024		System Journal	Revaluation - 30/06/2023 @ \$102.179000 (System) - 277.000000 Units on hand (WBCPI.AX)		227.42	(173,860.82)
30/06/2023	Rhonda Wilkinson	30/01/2024		System Journal	Revaluation - 30/06/2023 @ \$8.410000 (System) - 2,673.000000 Units on hand (ORG.AX)		(106.92)	(173,967.74)
30/06/2023	Rhonda Wilkinson	30/01/2024		System Journal	Revaluation - 30/06/2023 @ \$0.225000 (Custom Firm (Exit)) - 1,000,000.000000 Units on hand (LavaBlue)		50,000.00	(123,967.74)
30/06/2023	Rhonda Wilkinson	30/01/2024		System Journal	Revaluation - 30/06/2023 @ \$101.070000 (System) - 252.000000 Units on hand (AN3PI.AX)		(269.64)	(124,237.38)
30/06/2023	Rhonda Wilkinson	30/01/2024		System Journal	Revaluation - 30/06/2023 @ \$115.616561 (Custom Firm) - 150.000000 Units on hand (GILD.NDQ)		406.56	(123,830.82)
30/06/2023	Rhonda Wilkinson	30/01/2024		System Journal	Revaluation - 30/06/2023 @ \$98.950000 (System) - 300.000000 Units on hand (AN3PK.AX)		335.00	(123,495.82)
30/06/2023	Rhonda Wilkinson	30/01/2024		System Journal	Revaluation - 30/06/2023 @ \$105.510000 (System) - 267.000000 Units on hand (MBLPC.AX)		34.71	(123,461.11)
30/06/2023	Rhonda Wilkinson	30/01/2024		System Journal	Revaluation - 30/06/2023 @ \$0.000000 (Custom Fund) - 0.000000 Units on hand (ANZPI.AX)		(115.92)	(123,577.03)
30/06/2023	Rhonda Wilkinson	30/01/2024		System Journal	Revaluation - 30/06/2023 @ \$0.200000 (System) - 26.000000 Units on hand (MFGO.		(0.39)	(123,577.42)

R&B McDougall Superannuation Fund
General Ledger - Audit View

For The Period 01 July 2022 - 30 June 2023

Transaction Date	Transaction Source	Processed Date	Last Modified By	Transaction Type	Description	Units	Amount \$	Balance \$
30/06/2023	Rhonda Wilkinson	30/01/2024		System Journal	AX) Revaluation - 30/06/2023 @ \$44.990000 (System) - 594.000000 Units on hand (BHP.AX)		(891.00)	(124,468.42)
30/06/2023	Rhonda Wilkinson	30/01/2024		System Journal	Revaluation - 30/06/2023 @ \$14.860000 (System) - 1,089.000000 Units on hand (AMC.AX)		304.92	(124,163.50)
30/06/2023	Rhonda Wilkinson	30/01/2024		System Journal	Revaluation - 30/06/2023 @ \$11.071107 (Custom Firm) - 737.000000 Units on hand (TME.NYE)		211.73	(123,951.77)
30/06/2023	Rhonda Wilkinson	30/01/2024		System Journal	Revaluation - 30/06/2023 @ \$392.694266 (Custom Firm) - 63.000000 Units on hand (TSLA.NDQ)		(6,060.21)	(130,011.98)
30/06/2023	Rhonda Wilkinson	30/01/2024		System Journal	Revaluation - 30/06/2023 @ \$32.810000 (System) - 569.000000 Units on hand (RMD.AX)		233.29	(129,778.69)
30/06/2023	Rhonda Wilkinson	30/01/2024		System Journal	Revaluation - 30/06/2023 @ \$18.420000 (System) - 904.000000 Units on hand (COL.AX)		(189.84)	(129,968.53)
30/06/2023	Rhonda Wilkinson	30/01/2024		System Journal	Revaluation - 30/06/2023 @ \$23.710000 (System) - 801.000000 Units on hand (ANZ.AX)		(240.30)	(130,208.83)
30/06/2023	Rhonda Wilkinson	30/01/2024		System Journal	Revaluation - 30/06/2023 @ \$100.490000 (System) - 296.000000 Units on hand (CBAPL.AX)		(145.04)	(130,353.87)
30/06/2023	Rhonda Wilkinson	30/01/2024		System Journal	Revaluation - 30/06/2023 @ \$290.984096 (Custom Firm) - 148.000000 Units on hand (AAPL.NDQ)		(3,213.56)	(133,567.43)
30/06/2023	Rhonda Wilkinson	30/01/2024		System Journal	Revaluation - 30/06/2023 @ \$31.218122 (Custom Firm) - 9.000000 Units on hand (OGN.NYE)		(11.03)	(133,578.46)
30/06/2023	Rhonda Wilkinson	30/01/2024		System Journal	Revaluation - 30/06/2023 @ \$103.948000 (System) - 271.000000 Units on hand (NABPF.AX)		38.48	(133,539.98)
30/06/2023	Rhonda Wilkinson	30/01/2024		System Journal	Revaluation - 30/06/2023 @ \$16.000000 (System) - 2,053.000000 Units on hand (PLUS.AX)		492.72	(133,047.26)
30/06/2023	Rhonda Wilkinson	30/01/2024		System Journal	Revaluation - 30/06/2023 @ \$100.105010 (Custom Firm) - 52.000000 Units on hand (PYPL.NDQ)		(398.95)	(133,446.21)
30/06/2023	Rhonda Wilkinson	30/01/2024		System Journal	Revaluation - 30/06/2023 @ \$101.200000 (System) - 290.000000 Units on hand		(348.00)	(133,794.21)

R&B McDougall Superannuation Fund
General Ledger - Audit View

For The Period 01 July 2022 - 30 June 2023

Transaction Date	Transaction Source	Processed Date	Last Modified By	Transaction Type	Description	Units	Amount \$	Balance \$
30/06/2023	Rhonda Wilkinson	30/01/2024		System Journal	(IAGPE.AX) Revaluation - 30/06/2023 @ \$12.580000 (System) - 924.000000 Units on hand (NXT.AX)		30.12	(133,764.09)
30/06/2023	Rhonda Wilkinson	30/01/2024		System Journal	Revaluation - 30/06/2023 @ \$248.304828 (Custom Firm) - 54.000000 Units on hand (JNJ.NYE)		(615.06)	(134,379.15)
30/06/2023	Rhonda Wilkinson	30/01/2024		System Journal	Revaluation - 30/06/2023 @ \$24.830000 (System) - 1,539.000000 Units on hand (SUBD.AX)		(107.73)	(134,486.88)
30/06/2023	Rhonda Wilkinson	30/01/2024		System Journal	Revaluation - 30/06/2023 @ \$9.490000 (System) - 212.000000 Units on hand (MFG.AX)		(315.88)	(134,802.76)
30/06/2023	Rhonda Wilkinson	30/01/2024		System Journal	Revaluation - 30/06/2023 @ \$100.270000 (System) - 188.000000 Units on hand (CBA.AX)		(204.92)	(135,007.68)
30/06/2023	Rhonda Wilkinson	30/01/2024		System Journal	Revaluation - 30/06/2023 @ \$218.181816 (Custom Firm) - 101.000000 Units on hand (JPM.NYE)		(806.98)	(135,814.66)
30/06/2023	Rhonda Wilkinson	30/01/2024		System Journal	Revaluation - 30/06/2023 @ \$99.190000 (System) - 289.000000 Units on hand (CBAPK.AX)		60.69	(135,753.97)
30/06/2023	Rhonda Wilkinson	30/01/2024		System Journal	Revaluation - 30/06/2023 @ \$1.500136 (Custom Firm (Exit)) - 2,353.820000 Units on hand (FXUSD)		(72.73)	(135,826.70)
30/06/2023	Rhonda Wilkinson	30/01/2024		System Journal	Revaluation - 30/06/2023 @ \$466.006596 (Custom Firm) - 32.000000 Units on hand (HD.NYE)		(529.15)	(136,355.85)
30/06/2023	Rhonda Wilkinson	30/01/2024		System Journal	Revaluation - 30/06/2023 @ \$125.037503 (Custom Firm) - 51.000000 Units on hand (BABA.NYE)		(38.51)	(136,394.36)
30/06/2023	Rhonda Wilkinson	30/01/2024		System Journal	Revaluation - 30/06/2023 @ \$49.340000 (System) - 195.000000 Units on hand (WES.AX)		(7.80)	(136,402.16)
30/06/2023	Rhonda Wilkinson	30/01/2024		System Journal	Revaluation - 30/06/2023 @ \$151.395138 (Custom Firm) - 75.000000 Units on hand (TSM.NYE)		526.79	(135,875.37)
30/06/2023	Rhonda Wilkinson	30/01/2024		System Journal	Revaluation - 30/06/2023 @ \$173.102309 (Custom Firm) - 99.000000 Units on hand (MRK.NYE)		(259.26)	(136,134.63)
30/06/2023	Rhonda Wilkinson	30/01/2024		System Journal	Revaluation - 30/06/2023 @ \$14.250000 (System) - 1,372.000000 Units on hand		631.12	(135,503.51)

R&B McDougall Superannuation Fund
General Ledger - Audit View

For The Period 01 July 2022 - 30 June 2023

Transaction Date	Transaction Source	Processed Date	Last Modified By	Transaction Type	Description	Units	Amount \$	Balance \$
					(TCL.AX)			
30/06/2023	Rhonda Wilkinson	30/01/2024		System Journal	Revaluation - 30/06/2023 @ \$590.008995 (Custom Firm) - 30.000000 Units on hand (MA.NYE)		(461.44)	(135,964.95)
30/06/2023	Rhonda Wilkinson	30/01/2024		System Journal	Revaluation - 30/06/2023 @ \$179.567955 (Custom Firm) - 200.000000 Units on hand (GOOGL.NDQ)		2,339.67	(133,625.28)
30/06/2023	Rhonda Wilkinson	30/01/2024		System Journal	Revaluation - 30/06/2023 @ \$511.551150 (Custom Firm (Exit)) - 67.000000 Units on hand (BRKB.NYE)		(7,767.17)	(141,392.45)
30/06/2023	Rhonda Wilkinson	30/01/2024		System Journal	Revaluation - 30/06/2023 @ \$195.559554 (Custom Firm) - 120.000000 Units on hand (AMZN.NDQ)		(1,344.05)	(142,736.50)
30/06/2023	Rhonda Wilkinson	30/01/2024		System Journal	Revaluation - 30/06/2023 @ \$55.025502 (Custom Firm) - 213.000000 Units on hand (PFE.NYE)		572.44	(142,164.06)
							(142,164.06)	(142,164.06)
Interest Received (25000)								
<u>Macquarie Cash Management 3154 (MCMA3154)</u>								
29/07/2022	Bank Data Service	01/03/2023		Bank Statement	MACQUARIE CMA INTEREST PAID INTR 73		(8.39)	(8.39)
31/08/2022	Bank Data Service	01/03/2023		Bank Statement	MACQUARIE CMA INTEREST PAID INTR 73		(17.24)	(25.63)
30/09/2022	Bank Data Service	01/03/2023		Bank Statement	MACQUARIE CMA INTEREST PAID INTR 73		(21.42)	(47.05)
31/10/2022	Bank Data Service	01/03/2023		Bank Statement	MACQUARIE CMA INTEREST PAID INTR 73		(26.98)	(74.03)
30/11/2022	Bank Data Service	01/03/2023		Bank Statement	MACQUARIE CMA INTEREST PAID INTR 73		(28.61)	(102.64)
30/12/2022	Bank Data Service	01/03/2023		Bank Statement	MACQUARIE CMA INTEREST PAID INTR 73		(30.78)	(133.42)
31/01/2023	Bank Data Service	01/03/2023		Bank Statement	MACQUARIE CMA INTEREST PAID INTR 73		(32.49)	(165.91)
28/02/2023	Bank Data Service	01/03/2023		Bank Statement	MACQUARIE CMA INTEREST PAID INTR 73		(26.81)	(192.72)
31/03/2023	Bank Data Service	01/04/2023		Bank Statement	MACQUARIE CMA INTEREST PAID INTR 73		(28.63)	(221.35)
28/04/2023	Bank Data Service	30/04/2023		Bank Statement	MACQUARIE CMA INTEREST PAID INTR 73		(33.68)	(255.03)
31/05/2023	Bank Data Service	19/06/2023	rhondawilko@gmail.com	Bank Statement	MACQUARIE CMA INTEREST PAID INTR 73		(46.60)	(301.63)
30/06/2023	Bank Data Service	02/07/2023		Bank Statement	MACQUARIE CMA INTEREST PAID INTR 73		(70.57)	(372.20)
							(372.20)	(372.20)
<u>Netwealth Cash Account 060270 (NetwealthWrap060270)</u>								

R&B McDougall Superannuation Fund
General Ledger - Audit View

For The Period 01 July 2022 - 30 June 2023

Transaction Date	Transaction Source	Processed Date	Last Modified By	Transaction Type	Description	Units	Amount \$	Balance \$
31/07/2022	DistributionUpdateSaver	24/11/2023	DistributionUpdateSaver	Bank Statement	Cash Account Interest [Cash Account Interest - Cash Account - Final]		(15.72)	(15.72)
31/08/2022	DistributionUpdateSaver	24/11/2023	DistributionUpdateSaver	Bank Statement	Cash Account Interest [Cash Account Interest - Cash Account - Final]		(9.98)	(25.70)
30/09/2022	DistributionUpdateSaver	24/11/2023	DistributionUpdateSaver	Bank Statement	Cash Account Interest [Cash Account Interest - Cash Account - Final]		(14.11)	(39.81)
31/10/2022	DistributionUpdateSaver	24/11/2023	DistributionUpdateSaver	Bank Statement	Cash Account Interest [Cash Account Interest - Cash Account - Final]		(45.41)	(85.22)
30/11/2022	DistributionUpdateSaver	24/11/2023	DistributionUpdateSaver	Bank Statement	Cash Account Interest [Cash Account Interest - Cash Account - Final]		(54.15)	(139.37)
31/12/2022	DistributionUpdateSaver	24/11/2023	DistributionUpdateSaver	Bank Statement	Cash Account Interest [Cash Account Interest - Cash Account - Final]		(65.39)	(204.76)
31/01/2023	DistributionUpdateSaver	24/11/2023	DistributionUpdateSaver	Bank Statement	Cash Account Interest [Cash Account Interest - Cash Account - Final]		(73.45)	(278.21)
28/02/2023	DistributionUpdateSaver	24/11/2023	DistributionUpdateSaver	Bank Statement	Cash Account Interest [Cash Account Interest - Cash Account - Final]		(71.25)	(349.46)
31/03/2023	DistributionUpdateSaver	24/11/2023	DistributionUpdateSaver	Bank Statement	Cash Account Interest [Cash Account Interest - Cash Account - Final]		(69.50)	(418.96)
30/04/2023	DistributionUpdateSaver	24/11/2023	DistributionUpdateSaver	Bank Statement	Cash Account Interest [Cash Account Interest - Cash Account - Final]		(33.48)	(452.44)
31/05/2023	DistributionUpdateSaver	24/11/2023	DistributionUpdateSaver	Bank Statement	Cash Account Interest [Cash Account Interest - Cash Account - Final]		(38.60)	(491.04)
30/06/2023	DistributionUpdateSaver	24/11/2023	DistributionUpdateSaver	Bank Statement	Cash Account Interest [Cash Account Interest - Cash Account - Final]		(42.11)	(533.15)
							(533.15)	(533.15)
<u>Peet Limited (PPCHB.AX)</u>								
05/07/2022	DistributionUpdateSaver	24/11/2023	DistributionUpdateSaver	Bank Statement	Distribution - Peet Bonds - Series 2 Tranche 1 05/10/2022 [Distribution - Peet Bonds - Series 2 Tranche 1 05/10/2022 - Interim]		(159.66)	(159.66)
05/10/2022	DistributionUpdateSaver	24/11/2023	DistributionUpdateSaver	Bank Statement	Distribution - Peet Bonds - Series 2 Tranche 1 05/10/2022 [Distribution - Peet Bonds - Series 2 Tranche 1 05/10/2022 - Interim]		(215.09)	(374.75)
							(374.75)	(374.75)
Accountancy Fees (30100)								
<u>Accountancy Fees (30100)</u>								
15/07/2022	Bank Data Service	01/03/2023		Bank Statement	PEACOCKEACCOUNT		234.68	234.68
15/08/2022	Bank Data Service	01/03/2023		Bank Statement	PEACOCKEA_M3an5dNG 13 PEACOCKEACCOUNT		234.68	469.36

R&B McDougall Superannuation Fund
General Ledger - Audit View

For The Period 01 July 2022 - 30 June 2023

Transaction Date	Transaction Source	Processed Date	Last Modified By	Transaction Type	Description	Units	Amount \$	Balance \$
15/09/2022	Bank Data Service	01/03/2023		Bank Statement	PEACOCKEA_MFCnkkmt 13 PEACOCKEACCOUNT		234.68	704.04
17/10/2022	Bank Data Service	01/03/2023		Bank Statement	PEACOCKEA_MQooyZxK 13 PEACOCKEACCOUNT PEACOCKEA_Mc2YvRGi 13		234.68	938.72
15/11/2022	Bank Data Service	01/03/2023		Bank Statement	PEACOCKEACCOUNT PEACOCKEA_MneXwV6h 13		234.68	1,173.40
15/12/2022	Bank Data Service	01/03/2023		Bank Statement	PEACOCKEACCOUNT PEACOCKEA_MytJFRjf 13		234.68	1,408.08
16/01/2023	Bank Data Service	01/03/2023		Bank Statement	PEACOCKEACCOUNT PEACOCKEA_NAVK9Ufd 13		234.68	1,642.76
15/02/2023	Bank Data Service	01/03/2023		Bank Statement	PEACOCKEACCOUNT PEACOCKEA_NM7Kx4fM 13		234.68	1,877.44
15/03/2023	Bank Data Service	16/03/2023		Bank Statement	PEACOCKEACCOUNT PEACOCKEA_NWbgvV6z 13		234.68	2,112.12
17/04/2023	Bank Data Service	18/04/2023		Bank Statement	PEACOCKEACCOUNT PEACOCKEA_NiEeFPuj 13		234.68	2,346.80
15/05/2023	Bank Data Service	16/05/2023		Bank Statement	PEACOCKEACCOUNT PEACOCKEA_NtTPZ7q2 13		234.68	2,581.48
15/06/2023	Bank Data Service	19/06/2023	rhondawilko@gmail.com	Bank Statement	PEACOCKEACCOUNT PEACOCKEA_P55QXLwJ 13		234.68	2,816.16
30/06/2023	rhondawilko@gmail.com	14/01/2024		General Journal			(495.00)	2,321.16
							2,321.16	2,321.16

Administration Fees (30150)

Administration Fees (30150)

31/07/2022	bankFeedSaver	04/08/2022		Bank Statement	Administration Costs		227.01	227.01
31/07/2022	bankFeedSaver	06/08/2022		Bank Statement	Family Fee Rebate - Administration Costs		(93.80)	133.21
31/08/2022	bankFeedSaver	02/09/2022		Bank Statement	Administration Costs		230.61	363.82
31/08/2022	bankFeedSaver	03/09/2022		Bank Statement	Family Fee Rebate - Administration Costs		(95.03)	268.79
30/09/2022	rhondawilko@gmail.com	23/05/2023	rhondawilko@gmail.com	Bank Statement	Administration Fees		220.20	488.99
30/09/2022	bankFeedSaver	05/10/2022		Bank Statement	Family Fee Rebate - Administration Fees		(90.97)	398.02
31/10/2022	bankFeedSaver	02/11/2022		Bank Statement	Administration Fees		227.23	625.25
31/10/2022	bankFeedSaver	07/11/2022		Bank Statement	Family Fee Rebate - Administration Fees		(93.81)	531.44
03/11/2022	rhondawilko@gmail.	30/01/2024		General Journal			176.00	707.44

R&B McDougall Superannuation Fund

General Ledger - Audit View

For The Period 01 July 2022 - 30 June 2023

Transaction Date	Transaction Source	Processed Date	Last Modified By	Transaction Type	Description	Units	Amount \$	Balance \$
	com							
30/11/2022	bankFeedSaver	02/12/2022		Bank Statement	Administration Fees		221.17	928.61
30/11/2022	bankFeedSaver	06/12/2022		Bank Statement	Family Fee Rebate - Administration Fees		(91.64)	836.97
31/12/2022	bankFeedSaver	04/01/2023		Bank Statement	Administration Fees		228.12	1,065.09
31/12/2022	bankFeedSaver	05/01/2023		Bank Statement	Family Fee Rebate - Administration Fees		(94.98)	970.11
31/01/2023	bankFeedSaver	02/02/2023		Bank Statement	Administration Fees		227.51	1,197.62
31/01/2023	bankFeedSaver	03/02/2023		Bank Statement	Family Fee Rebate - Administration Fees		(95.21)	1,102.41
28/02/2023	bankFeedSaver	02/03/2023		Bank Statement	Administration Fees		208.81	1,311.22
28/02/2023	bankFeedSaver	03/03/2023		Bank Statement	Family Fee Rebate - Administration Fees		(86.81)	1,224.41
31/03/2023	bankFeedSaver	04/04/2023		Bank Statement	Administration Fees		230.59	1,455.00
31/03/2023	bankFeedSaver	05/04/2023		Bank Statement	Family Fee Rebate - Administration Fees		(95.55)	1,359.45
30/04/2023	bankFeedSaver	02/05/2023		Bank Statement	Administration Fees		225.97	1,585.42
30/04/2023	bankFeedSaver	03/05/2023		Bank Statement	Family Fee Rebate - Administration Fees		(93.38)	1,492.04
31/05/2023	rhondawilko@gmail.com	19/06/2023	rhondawilko@gmail.com	Bank Statement	Administration Fees		234.67	1,726.71
31/05/2023	rhondawilko@gmail.com	19/06/2023	rhondawilko@gmail.com	Bank Statement	Family Fee Rebate - Administration Fees		(96.11)	1,630.60
30/06/2023	rhondawilko@gmail.com	14/01/2024	rhondawilko@gmail.com	Bank Statement	Administration Fees		229.65	1,860.25
30/06/2023	rhondawilko@gmail.com	14/01/2024	rhondawilko@gmail.com	Bank Statement	Family Fee Rebate - Administration Fees		(92.94)	1,767.31
							1,767.31	1,767.31
Actuarial Certificate (30200)								
<u>Actuarial Certificate (30200)</u>								
30/06/2023	rhondawilko@gmail.com	14/01/2024		General Journal			110.00	110.00
							110.00	110.00
ATO Supervisory Levy (30400)								
<u>ATO Supervisory Levy (30400)</u>								
13/04/2023	Bank Data Service	14/04/2023		Bank Statement	ATO ATO001000018214977 50		259.00	259.00
							259.00	259.00

R&B McDougall Superannuation Fund

General Ledger - Audit View

For The Period 01 July 2022 - 30 June 2023

Transaction Date	Transaction Source	Processed Date	Last Modified By	Transaction Type	Description	Units	Amount \$	Balance \$
Auditor's Remuneration (30700)								
<u>Auditor's Remuneration (30700)</u>								
30/06/2023	rhondawilko@gmail.com	14/01/2024		General Journal			385.00	385.00
							385.00	385.00
ASIC Fees (30800)								
<u>ASIC Fees (30800)</u>								
03/11/2022	rhondawilko@gmail.com	30/01/2024		General Journal			59.00	59.00
							59.00	59.00
Advisor Fees (30900)								
<u>Advisor Fees (30900)</u>								
31/07/2022	bankFeedSaver	04/08/2022		Bank Statement	Ongoing Advice Fee		1,187.54	1,187.54
31/08/2022	bankFeedSaver	03/09/2022		Bank Statement	Ongoing Advice Fee		1,221.92	2,409.46
30/09/2022	bankFeedSaver	04/10/2022		Bank Statement	Ongoing Advice Fee		1,152.05	3,561.51
31/10/2022	bankFeedSaver	02/11/2022		Bank Statement	Ongoing Advice Fee		1,184.57	4,746.08
30/11/2022	bankFeedSaver	02/12/2022		Bank Statement	Ongoing Advice Fee		1,172.59	5,918.67
31/12/2022	bankFeedSaver	04/01/2023		Bank Statement	Ongoing Advice Fee		1,216.46	7,135.13
31/01/2023	bankFeedSaver	02/02/2023		Bank Statement	Ongoing Advice Fee		1,220.92	8,356.05
28/02/2023	bankFeedSaver	02/03/2023		Bank Statement	Ongoing Advice Fee		1,127.56	9,483.61
31/03/2023	bankFeedSaver	04/04/2023		Bank Statement	Ongoing Advice Fee		1,233.18	10,716.79
30/04/2023	bankFeedSaver	02/05/2023		Bank Statement	Ongoing Advice Fee		1,220.08	11,936.87
31/05/2023	rhondawilko@gmail.com	19/06/2023	rhondawilko@gmail.com	Bank Statement	Ongoing Advice Fee		1,266.30	13,203.17
30/06/2023	rhondawilko@gmail.com	14/01/2024	rhondawilko@gmail.com	Bank Statement	Ongoing Advice Fee		1,232.01	14,435.18
							14,435.18	14,435.18
Pensions Paid (41600)								
<u>(Pensions Paid) McDougall, Rhondda - Pension (Account Based Pension) (MCDRHO00008P)</u>								
22/07/2022	Bank Data Service	01/03/2023		Bank Statement	PP TO RHONDDA MCDOUGALL 46		1,220.00	1,220.00

R&B McDougall Superannuation Fund

General Ledger - Audit View

For The Period 01 July 2022 - 30 June 2023

Transaction Date	Transaction Source	Processed Date	Last Modified By	Transaction Type	Description	Units	Amount \$	Balance \$
23/08/2022	Bank Data Service	01/03/2023		Bank Statement	PP TO RHONDDA MCDOUGALL 46		1,220.00	2,440.00
23/09/2022	Bank Data Service	01/03/2023		Bank Statement	PP TO RHONDDA MCDOUGALL 46		1,220.00	3,660.00
21/10/2022	Bank Data Service	01/03/2023		Bank Statement	PP TO RHONDDA MCDOUGALL 46		1,220.00	4,880.00
23/11/2022	Bank Data Service	01/03/2023		Bank Statement	PP TO RHONDDA MCDOUGALL 46		1,220.00	6,100.00
23/12/2022	Bank Data Service	01/03/2023		Bank Statement	PP TO RHONDDA MCDOUGALL 46		1,220.00	7,320.00
23/01/2023	Bank Data Service	01/03/2023		Bank Statement	PP TO RHONDDA MCDOUGALL 46		1,220.00	8,540.00
23/02/2023	Bank Data Service	01/03/2023		Bank Statement	PP TO RHONDDA MCDOUGALL 46		1,220.00	9,760.00
23/03/2023	Bank Data Service	25/03/2023		Bank Statement	PP TO RHONDDA MCDOUGALL 46		1,220.00	10,980.00
21/04/2023	Bank Data Service	22/04/2023		Bank Statement	PP TO RHONDDA MCDOUGALL 46		1,220.00	12,200.00
23/05/2023	Bank Data Service	05/06/2023	rhondawilko@gmail.com	Bank Statement	PP TO RHONDDA MCDOUGALL 46		1,220.00	13,420.00
19/06/2023	Bank Data Service	21/06/2023		Bank Statement	Funds transfer TD		2,310.00	15,730.00
23/06/2023	Bank Data Service	24/06/2023		Bank Statement	PP TO RHONDDA MCDOUGALL 46		1,220.00	16,950.00
							16,950.00	16,950.00
Income Tax Expense (48500)								
<u>Income Tax Expense (48500)</u>								
30/06/2023	Rhonda Wilkinson	30/01/2024		System Journal	Create Entries - Franking Credits Adjustment - 30/06/2023		(11,994.95)	(11,994.95)
30/06/2023	Rhonda Wilkinson	30/01/2024		System Journal	Create Entries - Foreign Credits Adjustment - 30/06/2023		(752.72)	(12,747.67)
30/06/2023	Rhonda Wilkinson	30/01/2024		System Journal	Create Entries - PDIT Entry - 30/06/2023		8,846.91	(3,900.76)
30/06/2023	Rhonda Wilkinson	30/01/2024		System Journal	Create Entries - Income Tax Expense - 30/06/2023		7,018.05	3,117.29
							3,117.29	3,117.29
Profit/Loss Allocation Account (49000)								
<u>Profit/Loss Allocation Account (49000)</u>								
22/07/2022	SYSTEM	01/03/2023		System Journal	System Member Journals		(1,220.00)	(1,220.00)
23/08/2022	SYSTEM	01/03/2023		System Journal	System Member Journals		(1,220.00)	(2,440.00)
23/09/2022	SYSTEM	01/03/2023		System Journal	System Member Journals		(1,220.00)	(3,660.00)
21/10/2022	SYSTEM	01/03/2023		System Journal	System Member Journals		(1,220.00)	(4,880.00)
03/11/2022	SYSTEM	30/01/2024		System Journal	System Member Journals		235.00	(4,645.00)

R&B McDougall Superannuation Fund
General Ledger - Audit View

For The Period 01 July 2022 - 30 June 2023

Transaction Date	Transaction Source	Processed Date	Last Modified By	Transaction Type	Description	Units	Amount \$	Balance \$
23/11/2022	SYSTEM	01/03/2023		System Journal	System Member Journals		(1,220.00)	(5,865.00)
23/12/2022	SYSTEM	01/03/2023		System Journal	System Member Journals		(1,220.00)	(7,085.00)
23/01/2023	SYSTEM	01/03/2023		System Journal	System Member Journals		(1,220.00)	(8,305.00)
23/02/2023	SYSTEM	01/03/2023		System Journal	System Member Journals		(1,220.00)	(9,525.00)
23/03/2023	SYSTEM	23/05/2023		System Journal	System Member Journals		(1,220.00)	(10,745.00)
21/04/2023	SYSTEM	23/05/2023		System Journal	System Member Journals		(1,220.00)	(11,965.00)
23/05/2023	SYSTEM	05/06/2023		System Journal	System Member Journals		(1,220.00)	(13,185.00)
16/06/2023	SYSTEM	19/06/2023		System Journal	System Member Journals		17,000.00	3,815.00
19/06/2023	SYSTEM	19/06/2023		System Journal	System Member Journals		6,375.00	10,190.00
19/06/2023	SYSTEM	14/01/2024		System Journal	System Member Journals		(2,310.00)	7,880.00
23/06/2023	SYSTEM	14/01/2024		System Journal	System Member Journals		(1,220.00)	6,660.00
30/06/2023	Rhonda Wilkinson	30/01/2024		System Journal	Create Entries - Profit/Loss Allocation - 30/06/2023		108,899.89	115,559.89
30/06/2023	Rhonda Wilkinson	30/01/2024		System Journal	Create Entries - Profit/Loss Allocation - 30/06/2023		74,812.00	190,371.89
30/06/2023	Rhonda Wilkinson	30/01/2024		System Journal	Create Entries - Income Tax Expense Allocation - 30/06/2023		(11,739.96)	178,631.93
							178,631.93	178,631.93
Opening Balance (50010)								
<u>(Opening Balance) McDougall, Rhondda - Accumulation (MCDOUGRHON01)</u>								
01/07/2022	Opening Balance				Opening Balance			(980,288.44)
01/07/2022	81847	06/04/2023		System Journal	Close Period Journal		12,794.17	(967,494.27)
							12,794.17	(967,494.27)
<u>(Opening Balance) McDougall, Rhondda - Pension (Account Based Pension) (MCDRHO00008P)</u>								
01/07/2022	Opening Balance				Opening Balance			(701,755.87)
01/07/2022	81847	06/04/2023		System Journal	Close Period Journal		24,654.94	(677,100.93)
							24,654.94	(677,100.93)
Contributions (52420)								
<u>(Contributions) McDougall, Rhondda - Accumulation (MCDOUGRHON01)</u>								
03/11/2022	SYSTEM	30/01/2024		System Journal	System Member Journals		(235.00)	(235.00)

R&B McDougall Superannuation Fund
General Ledger - Audit View

For The Period 01 July 2022 - 30 June 2023

Transaction Date	Transaction Source	Processed Date	Last Modified By	Transaction Type	Description	Units	Amount \$	Balance \$
16/06/2023	SYSTEM	19/06/2023		System Journal	System Member Journals		(20,000.00)	(20,235.00)
19/06/2023	SYSTEM	19/06/2023		System Journal	System Member Journals		(7,500.00)	(27,735.00)
							(27,735.00)	(27,735.00)
Share of Profit/(Loss) (53100)								
<u>(Share of Profit/(Loss)) McDougall, Rhondda - Accumulation (MCDOUGRHON01)</u>								
01/07/2022					Opening Balance			13,575.07
01/07/2022	81847	06/04/2023		System Journal	Close Period Journal		(13,575.07)	0.00
30/06/2023	Rhonda Wilkinson	30/01/2024		System Journal	Create Entries - Profit/Loss Allocation - 30/06/2023		(108,899.89)	(108,899.89)
							(122,474.96)	(108,899.89)
<u>(Share of Profit/(Loss)) McDougall, Rhondda - Pension (Account Based Pension) (MCDRHO00008P)</u>								
01/07/2022					Opening Balance			10,014.94
01/07/2022	81847	06/04/2023		System Journal	Close Period Journal		(10,014.94)	0.00
30/06/2023	Rhonda Wilkinson	30/01/2024		System Journal	Create Entries - Profit/Loss Allocation - 30/06/2023		(74,812.00)	(74,812.00)
							(84,826.94)	(74,812.00)
Income Tax (53330)								
<u>(Income Tax) McDougall, Rhondda - Accumulation (MCDOUGRHON01)</u>								
01/07/2022					Opening Balance			(780.90)
01/07/2022	81847	06/04/2023		System Journal	Close Period Journal		780.90	0.00
30/06/2023	Rhonda Wilkinson	30/01/2024		System Journal	Create Entries - Income Tax Expense Allocation - 30/06/2023		11,739.96	11,739.96
							12,520.86	11,739.96
Contributions Tax (53800)								
<u>(Contributions Tax) McDougall, Rhondda - Accumulation (MCDOUGRHON01)</u>								
16/06/2023	SYSTEM	19/06/2023		System Journal	System Member Journals		3,000.00	3,000.00
19/06/2023	SYSTEM	19/06/2023		System Journal	System Member Journals		1,125.00	4,125.00
							4,125.00	4,125.00
Pensions Paid (54160)								

R&B McDougall Superannuation Fund

General Ledger - Audit View

For The Period 01 July 2022 - 30 June 2023

Transaction Date	Transaction Source	Processed Date	Last Modified By	Transaction Type	Description	Units	Amount \$	Balance \$
<u>(Pensions Paid) McDougall, Rhondda - Pension (Account Based Pension) (MCDRHO00008P)</u>								
01/07/2022					Opening Balance			14,640.00
01/07/2022	81847	06/04/2023		System Journal	Close Period Journal		(14,640.00)	0.00
22/07/2022	SYSTEM	01/03/2023		System Journal	System Member Journals		1,220.00	1,220.00
23/08/2022	SYSTEM	01/03/2023		System Journal	System Member Journals		1,220.00	2,440.00
23/09/2022	SYSTEM	01/03/2023		System Journal	System Member Journals		1,220.00	3,660.00
21/10/2022	SYSTEM	01/03/2023		System Journal	System Member Journals		1,220.00	4,880.00
23/11/2022	SYSTEM	01/03/2023		System Journal	System Member Journals		1,220.00	6,100.00
23/12/2022	SYSTEM	01/03/2023		System Journal	System Member Journals		1,220.00	7,320.00
23/01/2023	SYSTEM	01/03/2023		System Journal	System Member Journals		1,220.00	8,540.00
23/02/2023	SYSTEM	01/03/2023		System Journal	System Member Journals		1,220.00	9,760.00
23/03/2023	SYSTEM	23/05/2023		System Journal	System Member Journals		1,220.00	10,980.00
21/04/2023	SYSTEM	23/05/2023		System Journal	System Member Journals		1,220.00	12,200.00
23/05/2023	SYSTEM	05/06/2023		System Journal	System Member Journals		1,220.00	13,420.00
19/06/2023	SYSTEM	14/01/2024		System Journal	System Member Journals		2,310.00	15,730.00
23/06/2023	SYSTEM	14/01/2024		System Journal	System Member Journals		1,220.00	16,950.00
							2,310.00	16,950.00
<u>Bank Accounts (60400)</u>								
<u>Macquarie Cash Management 3154 (MCMA3154)</u>								
01/07/2022					Opening Balance			27,636.95
15/07/2022	Bank Data Service	01/03/2023		Bank Statement	PEACOCKEACCOUNT PEACOCKEA_M3an5dNG 13		(234.68)	27,402.27
22/07/2022	Bank Data Service	01/03/2023		Bank Statement	PP TO RHONDDA MCDUGALL 46		(1,220.00)	26,182.27
29/07/2022	Bank Data Service	01/03/2023		Bank Statement	MACQUARIE CMA INTEREST PAID INTR 73		8.39	26,190.66
15/08/2022	Bank Data Service	01/03/2023		Bank Statement	PEACOCKEACCOUNT PEACOCKEA_MFCnkkmt 13		(234.68)	25,955.98
23/08/2022	Bank Data Service	01/03/2023		Bank Statement	PP TO RHONDDA MCDUGALL 46		(1,220.00)	24,735.98
31/08/2022	Bank Data Service	01/03/2023		Bank Statement	MACQUARIE CMA INTEREST PAID INTR 73		17.24	24,753.22
15/09/2022	Bank Data Service	01/03/2023		Bank Statement	PEACOCKEACCOUNT PEACOCKEA_MQooyZxK 13		(234.68)	24,518.54

R&B McDougall Superannuation Fund
General Ledger - Audit View

For The Period 01 July 2022 - 30 June 2023

Transaction Date	Transaction Source	Processed Date	Last Modified By	Transaction Type	Description	Units	Amount \$	Balance \$
23/09/2022	Bank Data Service	01/03/2023		Bank Statement	PP TO RHONDDA MCDOUGALL 46		(1,220.00)	23,298.54
30/09/2022	Bank Data Service	01/03/2023		Bank Statement	MACQUARIE CMA INTEREST PAID INTR 73		21.42	23,319.96
17/10/2022	Bank Data Service	01/03/2023		Bank Statement	PEACOCKEACCOUNT PEACOCKEA_Mc2YvRGi 13		(234.68)	23,085.28
21/10/2022	Bank Data Service	01/03/2023		Bank Statement	PP TO RHONDDA MCDOUGALL 46		(1,220.00)	21,865.28
31/10/2022	Bank Data Service	01/03/2023		Bank Statement	MACQUARIE CMA INTEREST PAID INTR 73		26.98	21,892.26
15/11/2022	Bank Data Service	01/03/2023		Bank Statement	PEACOCKEACCOUNT PEACOCKEA_MneXwV6h 13		(234.68)	21,657.58
23/11/2022	Bank Data Service	01/03/2023		Bank Statement	PP TO RHONDDA MCDOUGALL 46		(1,220.00)	20,437.58
30/11/2022	Bank Data Service	01/03/2023		Bank Statement	MACQUARIE CMA INTEREST PAID INTR 73		28.61	20,466.19
15/12/2022	Bank Data Service	01/03/2023		Bank Statement	PEACOCKEACCOUNT PEACOCKEA_MytJFRjf 13		(234.68)	20,231.51
23/12/2022	Bank Data Service	01/03/2023		Bank Statement	PP TO RHONDDA MCDOUGALL 46		(1,220.00)	19,011.51
30/12/2022	Bank Data Service	01/03/2023		Bank Statement	MACQUARIE CMA INTEREST PAID INTR 73		30.78	19,042.29
16/01/2023	Bank Data Service	01/03/2023		Bank Statement	PEACOCKEACCOUNT PEACOCKEA_NAVK9Ufd 13		(234.68)	18,807.61
23/01/2023	Bank Data Service	01/03/2023		Bank Statement	PP TO RHONDDA MCDOUGALL 46		(1,220.00)	17,587.61
31/01/2023	Bank Data Service	01/03/2023		Bank Statement	MACQUARIE CMA INTEREST PAID INTR 73		32.49	17,620.10
15/02/2023	Bank Data Service	01/03/2023		Bank Statement	PEACOCKEACCOUNT PEACOCKEA_NM7Kx4fM 13		(234.68)	17,385.42
23/02/2023	Bank Data Service	01/03/2023		Bank Statement	PP TO RHONDDA MCDOUGALL 46		(1,220.00)	16,165.42
28/02/2023	Bank Data Service	01/03/2023		Bank Statement	MACQUARIE CMA INTEREST PAID INTR 73		26.81	16,192.23
15/03/2023	Bank Data Service	16/03/2023		Bank Statement	PEACOCKEACCOUNT PEACOCKEA_NWbgvV6z 13		(234.68)	15,957.55
23/03/2023	Bank Data Service	25/03/2023		Bank Statement	PP TO RHONDDA MCDOUGALL 46		(1,220.00)	14,737.55
31/03/2023	Bank Data Service	01/04/2023		Bank Statement	MACQUARIE CMA INTEREST PAID INTR 73		28.63	14,766.18
13/04/2023	Bank Data Service	14/04/2023		Bank Statement	ATO ATO001000018214977 50		9,111.87	23,878.05
17/04/2023	Bank Data Service	18/04/2023		Bank Statement	PEACOCKEACCOUNT PEACOCKEA_NiEeFPuj 13		(234.68)	23,643.37
21/04/2023	Bank Data Service	22/04/2023		Bank Statement	PP TO RHONDDA MCDOUGALL 46		(1,220.00)	22,423.37
28/04/2023	Bank Data Service	30/04/2023		Bank Statement	MACQUARIE CMA INTEREST PAID INTR 73		33.68	22,457.05
15/05/2023	Bank Data Service	16/05/2023		Bank Statement	PEACOCKEACCOUNT PEACOCKEA_NtTPZ7q2 13		(234.68)	22,222.37
23/05/2023	Bank Data Service	05/06/2023	rhondawilko@gmail.	Bank Statement	PP TO RHONDDA MCDOUGALL 46		(1,220.00)	21,002.37

R&B McDougall Superannuation Fund

General Ledger - Audit View

For The Period 01 July 2022 - 30 June 2023

Transaction Date	Transaction Source	Processed Date	Last Modified By	Transaction Type	Description	Units	Amount \$	Balance \$
			com					
31/05/2023	Bank Data Service	19/06/2023	rhondawilko@gmail.com	Bank Statement	MACQUARIE CMA INTEREST PAID INTR 73		46.60	21,048.97
15/06/2023	Bank Data Service	19/06/2023	rhondawilko@gmail.com	Bank Statement	PEACOCKEACCOUNT PEACOCKEA_P55QXLWJ 13		(234.68)	20,814.29
16/06/2023	Bank Data Service	19/06/2023	rhondawilko@gmail.com	Bank Statement	RHONDDA MCDOUGALL Concessional contribut 50		20,000.00	40,814.29
19/06/2023	Bank Data Service	19/06/2023	rhondawilko@gmail.com	Bank Statement	RHONDDA MCDOUGALL Concessional Contr 50		7,500.00	48,314.29
19/06/2023	Bank Data Service	21/06/2023		Bank Statement	Funds transfer TD		(2,310.00)	46,004.29
23/06/2023	Bank Data Service	24/06/2023		Bank Statement	PP TO RHONDDA MCDOUGALL 46		(1,220.00)	44,784.29
30/06/2023	Bank Data Service	02/07/2023		Bank Statement	MACQUARIE CMA INTEREST PAID INTR 73		70.57	44,854.86
							17,217.91	44,854.86
<u>Netwealth Cash Account 060270 (NetwealthWrap060270)</u>								
01/07/2022	Opening Balance				Opening Balance			46,875.33
01/07/2022	bankFeedSaver	03/07/2022		Bank Statement	Distribution - Australia and New Zealand Banking Group Ltd [Distribution - Australia and New Zealand Banking Group Ltd - Interim]		540.72	47,416.05
04/07/2022	bankFeedSaver	06/07/2022		Bank Statement	Distribution - Macquarie Group Ltd [Distribution - Macquarie Group Ltd - Interim]		1,050.00	48,466.05
05/07/2022	DistributionUpdateSaver	24/11/2023	DistributionUpdateSaver	Bank Statement	Distribution - Peet Bonds - Series 2 Tranche 1 05/10/2022 [Distribution - Peet Bonds - Series 2 Tranche 1 05/10/2022 - Interim]		159.66	48,625.71
08/07/2022	bankFeedSaver	14/07/2022		Bank Statement	Distribution - Merck & Co Inc [Distribution - Merck & Co Inc - Interim]		69.74	48,695.45
08/07/2022	bankFeedSaver	14/07/2022		Bank Statement	Asset Purchase - US Dollar [Asset Purchase - US Dollar - 47.8200]		(69.74)	48,625.71
11/07/2022	bankFeedSaver	14/07/2022		Bank Statement	Distribution - PIMCO Global Credit Fund - Wholesale Class		234.88	48,860.59
12/07/2022	rhondawilko@gmail.com	30/01/2024	rhondawilko@gmail.com	Bank Statement	Asset Purchase - Macquarie Group Ltd - Placement [Asset Purchase - Macquarie Group Ltd - Placement - 200.0000]		(20,020.00)	28,840.59
13/07/2022	rhondawilko@gmail.com	30/01/2024	rhondawilko@gmail.com	Bank Statement	Asset Purchase - WBC Securities - Broker Allocation [Corporate Action - Macquarie Group Capital Notes 6 12/09/2032 - 200.0000]		(20,020.00)	8,820.59

R&B McDougall Superannuation Fund
General Ledger - Audit View

For The Period 01 July 2022 - 30 June 2023

Transaction Date	Transaction Source	Processed Date	Last Modified By	Transaction Type	Description	Units	Amount \$	Balance \$
14/07/2022	bankFeedSaver	19/07/2022		Bank Statement	Distribution - Taiwan Semiconductor Manufacturing Company Ltd [Distribution - Taiwan Semiconductor Manufacturing Company Ltd - Interim]		40.53	8,861.12
14/07/2022	bankFeedSaver	19/07/2022		Bank Statement	Asset Purchase - US Dollar [Asset Purchase - US Dollar - 27.3500]		(40.53)	8,820.59
15/07/2022	bankFeedSaver	23/07/2022		Bank Statement	Distribution - Lennox Australian Small Companies Fund		819.62	9,640.21
18/07/2022	bankFeedSaver	19/07/2022		Bank Statement	Distribution - Vanguard Australian Property Securities Index ETF		1,561.94	11,202.15
25/07/2022	bankFeedSaver	29/07/2022		Bank Statement	Distribution - VanEck Australian Corporate Bond Plus ETF		246.36	11,448.51
25/07/2022	bankFeedSaver	29/07/2022		Bank Statement	Distribution - VanEck Australian Subordinated Debt ETF		84.64	11,533.15
31/07/2022	bankFeedSaver	04/08/2022		Bank Statement	Administration Costs		(227.01)	11,306.14
31/07/2022	bankFeedSaver	04/08/2022		Bank Statement	Ongoing Advice Fee		(1,187.54)	10,118.60
31/07/2022	bankFeedSaver	06/08/2022		Bank Statement	Family Fee Rebate - Administration Costs		93.80	10,212.40
31/07/2022	DistributionUpdateSaver	24/11/2023	DistributionUpdateSaver	Bank Statement	Cash Account Interest [Cash Account Interest - Cash Account - Final]		15.72	10,228.12
01/08/2022	bankFeedSaver	06/08/2022		Bank Statement	Distribution - JPMorgan Chase & Co [Distribution - JPMorgan Chase & Co - Interim]		102.17	10,330.29
01/08/2022	bankFeedSaver	06/08/2022		Bank Statement	Asset Purchase - US Dollar [Asset Purchase - US Dollar - 70.7000]		(102.17)	10,228.12
09/08/2022	bankFeedSaver	13/08/2022		Bank Statement	Distribution - Mastercard Inc [Distribution - Mastercard Inc - Interim]		11.37	10,239.49
09/08/2022	bankFeedSaver	05/10/2022		Bank Statement	Distribution - Mastercard Inc [Distribution - Mastercard Inc - Interim]		3.16	10,242.65
09/08/2022	bankFeedSaver	05/10/2022		Bank Statement	Asset Purchase - US Dollar [Asset Purchase - US Dollar - 10.2900]		(14.54)	10,228.11
10/08/2022	bankFeedSaver	13/08/2022		Bank Statement	Distribution - American Express Company [Distribution - American Express Company - Interim]		24.38	10,252.49
10/08/2022	bankFeedSaver	07/09/2022		Bank Statement	Distribution - American Express Company [Distribution - American Express Company - Interim]		23.63	10,276.12
10/08/2022	bankFeedSaver	07/09/2022		Bank Statement	Asset Purchase - US Dollar [Asset Purchase - US Dollar - 34.2200]		(48.01)	10,228.11
11/08/2022	bankFeedSaver	16/08/2022		Bank Statement	Distribution - Apple Inc [Distribution - Apple Inc - Interim]		16.49	10,244.60

R&B McDougall Superannuation Fund
General Ledger - Audit View

For The Period 01 July 2022 - 30 June 2023

Transaction Date	Transaction Source	Processed Date	Last Modified By	Transaction Type	Description	Units	Amount \$	Balance \$
11/08/2022	bankFeedSaver	07/09/2022		Bank Statement	Distribution - Apple Inc [Distribution - Apple Inc - Interim]		17.13	10,261.73
11/08/2022	bankFeedSaver	07/09/2022		Bank Statement	Asset Purchase - US Dollar [Asset Purchase - US Dollar - 23.8300]		(33.62)	10,228.11
16/08/2022	rhondawilko@gmail.com	14/01/2024	rhondawilko@gmail.com	Bank Statement	Distribution - VanEck Australian Subordinated Debt ETF [Distribution - VanEck Australian Subordinated Debt ETF - Interim]		92.34	10,320.45
23/08/2022	rhondawilko@gmail.com	23/05/2023	rhondawilko@gmail.com	Bank Statement	Distribution - Transurban Group		329.28	10,649.73
23/08/2022	rhondawilko@gmail.com	14/01/2024	rhondawilko@gmail.com	Bank Statement	Distribution - Transurban Group		27.44	10,677.17
24/08/2022	bankFeedSaver	25/08/2022		Bank Statement	Asset Purchase - Australia and New Zealand Banking Group Ltd [Asset Purchase - Australia and New Zealand Banking Group Ltd - 50.0000]		(945.00)	9,732.17
31/08/2022	bankFeedSaver	02/09/2022		Bank Statement	Administration Costs		(230.61)	9,501.56
31/08/2022	bankFeedSaver	03/09/2022		Bank Statement	Family Fee Rebate - Administration Costs		95.03	9,596.59
31/08/2022	DistributionUpdateSaver	24/11/2023	DistributionUpdateSaver	Bank Statement	Cash Account Interest [Cash Account Interest - Cash Account - Final]		9.98	9,606.57
31/08/2022	bankFeedSaver	03/09/2022		Bank Statement	Ongoing Advice Fee		(1,221.92)	8,384.65
06/09/2022	bankFeedSaver	07/09/2022		Bank Statement	Distribution - Magellan Financial Group Ltd [Distribution - Magellan Financial Group Ltd - Interim]		146.07	8,530.72
06/09/2022	bankFeedSaver	09/09/2022		Bank Statement	Distribution - Pfizer Inc [Distribution - Pfizer Inc - Interim]		88.55	8,619.27
06/09/2022	bankFeedSaver	09/09/2022		Bank Statement	Distribution - Johnson & Johnson [Distribution - Johnson & Johnson - Interim]		63.42	8,682.69
06/09/2022	bankFeedSaver	09/09/2022		Bank Statement	Asset Purchase - US Dollar [Asset Purchase - US Dollar - 42.7100]		(63.42)	8,619.27
06/09/2022	bankFeedSaver	09/09/2022		Bank Statement	Asset Purchase - US Dollar [Asset Purchase - US Dollar - 59.6400]		(88.55)	8,530.72
07/09/2022	bankFeedSaver	08/09/2022		Bank Statement	Distribution - Macquarie Bank Capital Notes 3 08/09/2031 [Distribution - Macquarie Bank Capital Notes 3 08/09/2031 - Interim]		266.94	8,797.66
08/09/2022	bankFeedSaver	14/09/2022		Bank Statement	Distribution - Microsoft Corporation [Distribution - Microsoft Corporation - Interim]		58.40	8,856.06
08/09/2022	bankFeedSaver	14/09/2022		Bank Statement	Asset Purchase - US Dollar [Asset Purchase - US Dollar - 39.9300]		(58.40)	8,797.66

R&B McDougall Superannuation Fund
General Ledger - Audit View

For The Period 01 July 2022 - 30 June 2023

Transaction Date	Transaction Source	Processed Date	Last Modified By	Transaction Type	Description	Units	Amount \$	Balance \$
12/09/2022	bankFeedSaver	13/09/2022		Bank Statement	Distribution - Macquarie Group Capital Notes 4 10/09/2029 [Distribution - Macquarie Group Capital Notes 4 10/09/2029 - Interim]		344.45	9,142.11
12/09/2022	rhondawilko@gmail.com	30/01/2024	rhondawilko@gmail.com	Bank Statement	Distribution - Macquarie Group Capital Notes 6 12/09/2032 [Distribution - Macquarie Group Capital Notes 6 12/09/2032 - Interim]		161.44	9,303.55
15/09/2022	bankFeedSaver	16/09/2022		Bank Statement	Distribution - CBA PERLS VII Capital Notes 15/12/2024 [Distribution - CBA PERLS VII Capital Notes 15/12/2024 - Interim]		235.29	9,538.84
15/09/2022	bankFeedSaver	16/09/2022		Bank Statement	Distribution - CBA PERLS XIV Capital Notes 17/06/2032 [Distribution - CBA PERLS XIV Capital Notes 17/06/2032 - Interim]		227.19	9,766.03
15/09/2022	bankFeedSaver	17/09/2022		Bank Statement	Distribution - IAG Capital Notes 16/06/2025 [Distribution - IAG Capital Notes 16/06/2025 - Interim]		360.16	10,126.19
15/09/2022	bankFeedSaver	20/09/2022		Bank Statement	Distribution - Home Depot Inc [Distribution - Home Depot Inc - Interim]		63.44	10,189.63
15/09/2022	bankFeedSaver	20/09/2022		Bank Statement	Distribution - Organon & Co [Distribution - Organon & Co - Interim]		2.63	10,192.26
15/09/2022	bankFeedSaver	20/09/2022		Bank Statement	Asset Purchase - US Dollar [Asset Purchase - US Dollar - 1.7600]		(2.63)	10,189.63
15/09/2022	bankFeedSaver	20/09/2022		Bank Statement	Asset Purchase - US Dollar [Asset Purchase - US Dollar - 42.5600]		(63.44)	10,126.19
16/09/2022	rhondawilko@gmail.com	14/01/2024	rhondawilko@gmail.com	Bank Statement	Distribution - VanEck Australian Subordinated Debt ETF [Distribution - VanEck Australian Subordinated Debt ETF - Interim]		92.34	10,218.53
19/09/2022	bankFeedSaver	20/09/2022		Bank Statement	Distribution - Suncorp Group Limited Capital Notes 4 17/12/2030 [Distribution - Suncorp Group Limited Capital Notes 4 17/12/2030 - Interim]		635.32	10,853.85
19/09/2022	bankFeedSaver	20/09/2022		Bank Statement	Distribution - NAB Capital Notes 3 19/06/2028 [Distribution - NAB Capital Notes 3 19/06/2028 - Interim]		283.31	11,137.16
19/09/2022	bankFeedSaver	20/09/2022		Bank Statement	Distribution - Westpac Capital Notes 6 31/07/2026 [Distribution - Westpac Capital Notes 6 31/07/2026 - Interim]		270.57	11,407.73
20/09/2022	bankFeedSaver	21/09/2022		Bank Statement	Distribution - ANZ Convertible Perpetual Cap Notes 6 20/09/2030 [Distribution - ANZ Convertible Perpetual Cap Notes 6 20/09/2030 - Interim]		215.03	11,622.76
21/09/2022	bankFeedSaver	22/09/2022		Bank Statement	Distribution - Macquarie Bank Capital Notes		378.37	12,001.13

R&B McDougall Superannuation Fund

General Ledger - Audit View

For The Period 01 July 2022 - 30 June 2023

Transaction Date	Transaction Source	Processed Date	Last Modified By	Transaction Type	Description	Units	Amount \$	Balance \$
22/09/2022	bankFeedSaver	24/09/2022		Bank Statement	2 21/12/2028 [Distribution - Macquarie Bank Capital Notes 2 21/12/2028 - Interim] Distribution - BHP Group Limited [Distribution - BHP Group Limited - Interim]		1,515.79	13,516.92
22/09/2022	bankFeedSaver	24/09/2022		Bank Statement	Distribution - ResMed Inc CDI [Distribution - ResMed Inc CDI - Interim]		25.34	13,542.26
23/09/2022	bankFeedSaver	24/09/2022		Bank Statement	Distribution - Westpac Capital Notes 9 22/06/2031 [Distribution - Westpac Capital Notes 9 22/06/2031 - Interim]		137.88	13,680.14
27/09/2022	bankFeedSaver	28/09/2022		Bank Statement	Distribution - Woolworths Group Limited [Distribution - Woolworths Group Limited - Interim]		223.13	13,903.27
28/09/2022	bankFeedSaver	30/09/2022		Bank Statement	Distribution - Coles Group Limited [Distribution - Coles Group Limited - Interim]		271.20	14,174.47
28/09/2022	bankFeedSaver	30/09/2022		Bank Statement	Distribution - Amcor PLC CDI [Distribution - Amcor PLC CDI - Interim]		187.96	14,362.43
29/09/2022	bankFeedSaver	30/09/2022		Bank Statement	Distribution - Commonwealth Bank of Australia [Distribution - Commonwealth Bank of Australia - Interim]		394.80	14,757.23
29/09/2022	bankFeedSaver	30/09/2022		Bank Statement	Distribution - Newcrest Mining Ltd [Distribution - Newcrest Mining Ltd - Interim]		171.18	14,928.41
29/09/2022	bankFeedSaver	05/10/2022		Bank Statement	Distribution - Gilead Sciences Inc [Distribution - Gilead Sciences Inc - Interim]		117.95	15,046.36
29/09/2022	bankFeedSaver	05/10/2022		Bank Statement	Asset Purchase - US Dollar [Asset Purchase - US Dollar - 76.6500]		(117.95)	14,928.41
30/09/2022	bankFeedSaver	04/10/2022		Bank Statement	Distribution - Origin Energy Ltd [Distribution - Origin Energy Ltd - Interim]		441.05	15,369.46
30/09/2022	rhondawilko@gmail.com	23/05/2023	rhondawilko@gmail.com	Bank Statement	Administration Fees		(220.20)	15,149.26
30/09/2022	bankFeedSaver	04/10/2022		Bank Statement	Ongoing Advice Fee		(1,152.05)	13,997.21
30/09/2022	bankFeedSaver	05/10/2022		Bank Statement	Family Fee Rebate - Administration Fees		90.97	14,088.18
30/09/2022	DistributionUpdateSaver	24/11/2023	DistributionUpdateSaver	Bank Statement	Cash Account Interest [Cash Account Interest - Cash Account - Final]		14.11	14,102.29
05/10/2022	bankFeedSaver	06/10/2022		Bank Statement	Distribution - CSL Limited [Distribution - CSL Limited - Interim]		219.79	14,322.08
05/10/2022	bankFeedSaver	07/10/2022		Bank Statement	Corporate Action - Peet Bonds - Series 2 Tranche 1 05/10/2022 [Corporate Action - Peet Bonds - Series 2 Tranche 1 05/10/2022 - 131.0000]		13,100.00	27,422.08
05/10/2022	DistributionUpdateSaver	24/11/2023	DistributionUpdateSaver	Bank Statement	Distribution - Peet Bonds - Series 2 Tranche 1 05/10/2022 [Distribution - Peet Bonds -		215.09	27,637.17

R&B McDougall Superannuation Fund

General Ledger - Audit View

For The Period 01 July 2022 - 30 June 2023

Transaction Date	Transaction Source	Processed Date	Last Modified By	Transaction Type	Description	Units	Amount \$	Balance \$
					Series 2 Tranche 1 05/10/2022 - Interim]			
05/10/2022	rhondawilko@gmail.com	14/01/2024	rhondawilko@gmail.com	Bank Statement	Distribution - PIMCO Global Credit Fund - Wholesale Class [Distribution - PIMCO Global Credit Fund - Wholesale Class - Interim]		223.97	27,861.14
06/10/2022	bankFeedSaver	07/10/2022		Bank Statement	Distribution - Wesfarmers Limited [Distribution - Wesfarmers Limited - Interim]		195.00	28,056.14
06/10/2022	bankFeedSaver	08/10/2022		Bank Statement	Distribution - Woodside Energy Group Ltd [Distribution - Woodside Energy Group Ltd - Interim]		1,468.37	29,524.51
07/10/2022	bankFeedSaver	12/10/2022		Bank Statement	Distribution - Merck & Co Inc [Distribution - Merck & Co Inc - Interim]		75.09	29,599.60
07/10/2022	bankFeedSaver	12/10/2022		Bank Statement	Asset Purchase - US Dollar [Asset Purchase - US Dollar - 47.8200]		(75.09)	29,524.51
13/10/2022	bankFeedSaver	15/10/2022		Bank Statement	Distribution - Brambles Ltd [Distribution - Brambles Ltd - Interim]		222.35	29,746.86
13/10/2022	bankFeedSaver	18/10/2022		Bank Statement	Distribution - Taiwan Semiconductor Manufacturing Company Ltd [Distribution - Taiwan Semiconductor Manufacturing Company Ltd - Interim]		40.91	29,787.77
13/10/2022	bankFeedSaver	18/10/2022		Bank Statement	Asset Purchase - US Dollar [Asset Purchase - US Dollar - 25.7700]		(40.91)	29,746.86
17/10/2022	bankFeedSaver	18/10/2022		Bank Statement	Distribution - Cochlear Ltd [Distribution - Cochlear Ltd - Interim]		97.15	29,844.01
18/10/2022	rhondawilko@gmail.com	14/01/2024	rhondawilko@gmail.com	Bank Statement	Distribution - Vanguard Australian Property Securities Index ETF [Distribution - Vanguard Australian Property Securities Index ETF - Interim]		693.07	30,537.08
18/10/2022	rhondawilko@gmail.com	14/01/2024	rhondawilko@gmail.com	Bank Statement	Distribution - VanEck Australian Corporate Bond Plus ETF [Distribution - VanEck Australian Corporate Bond Plus ETF - Interim]		246.36	30,783.44
18/10/2022	rhondawilko@gmail.com	14/01/2024	rhondawilko@gmail.com	Bank Statement	Distribution - VanEck Australian Subordinated Debt ETF [Distribution - VanEck Australian Subordinated Debt ETF - Interim]		100.04	30,883.48
20/10/2022	bankFeedSaver	21/10/2022		Bank Statement	Distribution - Ramsay Health Care Limited CARES [Distribution - Ramsay Health Care Limited CARES - Interim]		583.70	31,467.18
31/10/2022	bankFeedSaver	02/11/2022		Bank Statement	Administration Fees		(227.23)	31,239.95
31/10/2022	bankFeedSaver	02/11/2022		Bank Statement	Ongoing Advice Fee		(1,184.57)	30,055.38
31/10/2022	DistributionUpdateS	24/11/2023	DistributionUpdateS	Bank Statement	Cash Account Interest [Cash Account		45.41	30,100.79

R&B McDougall Superannuation Fund
General Ledger - Audit View

For The Period 01 July 2022 - 30 June 2023

Transaction Date	Transaction Source	Processed Date	Last Modified By	Transaction Type	Description	Units	Amount \$	Balance \$
	aver		aver		Interest - Cash Account - Final]			
31/10/2022	bankFeedSaver	04/11/2022		Bank Statement	Distribution - JPMorgan Chase & Co [Distribution - JPMorgan Chase & Co - Interim]		110.96	30,211.75
31/10/2022	bankFeedSaver	04/11/2022		Bank Statement	Asset Purchase - US Dollar [Asset Purchase - US Dollar - 70.7000]		(110.96)	30,100.79
31/10/2022	bankFeedSaver	07/11/2022		Bank Statement	Family Fee Rebate - Administration Fees		93.81	30,194.60
09/11/2022	bankFeedSaver	12/11/2022		Bank Statement	Distribution - Mastercard Inc [Distribution - Mastercard Inc - Interim]		15.57	30,210.17
09/11/2022	bankFeedSaver	18/11/2022		Bank Statement	Asset Purchase - US Dollar [Asset Purchase - US Dollar - 10.2900]		(15.57)	30,194.60
10/11/2022	bankFeedSaver	15/11/2022		Bank Statement	Distribution - American Express Company [Distribution - American Express Company - Interim]		51.12	30,245.72
10/11/2022	bankFeedSaver	15/11/2022		Bank Statement	Distribution - Apple Inc [Distribution - Apple Inc - Interim]		35.60	30,281.32
10/11/2022	bankFeedSaver	18/11/2022		Bank Statement	Asset Purchase - US Dollar [Asset Purchase - US Dollar - 58.0500]		(86.72)	30,194.60
15/11/2022	bankFeedSaver	16/11/2022		Bank Statement	Corporate Action - CBA PERLS VII Capital Notes 15/12/2024 [Corporate Action - CBA PERLS VII Capital Notes 15/12/2024 - 296.0000]		29,600.00	59,794.60
15/11/2022	bankFeedSaver	16/11/2022		Bank Statement	Distribution - CBA PERLS VII Capital Notes 15/12/2024 [Distribution - CBA PERLS VII Capital Notes 15/12/2024 - Interim]		192.31	59,986.91
15/11/2022	rhondawilko@gmail.com	30/01/2024	rhondawilko@gmail.com	Bank Statement	Corporate Action - CBA PERLS XV Capital Notes 16/06/2031 [Corporate Action - CBA PERLS XV Capital Notes 16/06/2031 - 296.0000]		(29,600.00)	30,386.91
16/11/2022	rhondawilko@gmail.com	14/01/2024	rhondawilko@gmail.com	Bank Statement	Distribution - VanEck Australian Subordinated Debt ETF [Distribution - VanEck Australian Subordinated Debt ETF - Interim]		107.73	30,494.64
16/11/2022	rhondawilko@gmail.com	14/01/2024	rhondawilko@gmail.com	Bank Statement	Distribution - VanEck Australian Corporate Bond Plus ETF [Distribution - VanEck Australian Corporate Bond Plus ETF - Interim]		92.39	30,587.03
30/11/2022	bankFeedSaver	02/12/2022		Bank Statement	Administration Fees		(221.17)	30,365.86
30/11/2022	bankFeedSaver	02/12/2022		Bank Statement	Ongoing Advice Fee		(1,172.59)	29,193.27
30/11/2022	bankFeedSaver	06/12/2022		Bank Statement	Family Fee Rebate - Administration Fees		91.64	29,284.91

R&B McDougall Superannuation Fund
General Ledger - Audit View

For The Period 01 July 2022 - 30 June 2023

Transaction Date	Transaction Source	Processed Date	Last Modified By	Transaction Type	Description	Units	Amount \$	Balance \$
30/11/2022	DistributionUpdateSaver	24/11/2023	DistributionUpdateSaver	Bank Statement	Cash Account Interest [Cash Account Interest - Cash Account - Final]		54.15	29,339.06
05/12/2022	bankFeedSaver	08/12/2022		Bank Statement	Distribution - Pfizer Inc [Distribution - Pfizer Inc - Interim]		89.07	29,428.13
05/12/2022	bankFeedSaver	08/12/2022		Bank Statement	Asset Purchase - US Dollar [Asset Purchase - US Dollar - 59.6400]		(89.07)	29,339.06
06/12/2022	bankFeedSaver	09/12/2022		Bank Statement	Distribution - Johnson & Johnson [Distribution - Johnson & Johnson - Interim]		63.54	29,402.60
06/12/2022	bankFeedSaver	09/12/2022		Bank Statement	Asset Purchase - US Dollar [Asset Purchase - US Dollar - 42.7100]		(63.54)	29,339.06
07/12/2022	bankFeedSaver	08/12/2022		Bank Statement	Distribution - Macquarie Bank Capital Notes 3 08/09/2031 [Distribution - Macquarie Bank Capital Notes 3 08/09/2031 - Interim]		350.25	29,689.31
08/12/2022	bankFeedSaver	13/12/2022		Bank Statement	Distribution - Microsoft Corporation [Distribution - Microsoft Corporation - Interim]		64.66	29,753.97
08/12/2022	bankFeedSaver	13/12/2022		Bank Statement	Asset Purchase - US Dollar [Asset Purchase - US Dollar - 43.7900]		(64.66)	29,689.31
12/12/2022	bankFeedSaver	13/12/2022		Bank Statement	Distribution - Macquarie Group Capital Notes 4 10/09/2029 [Distribution - Macquarie Group Capital Notes 4 10/09/2029 - Interim]		402.23	30,091.54
12/12/2022	rhondawilko@gmail.com	30/01/2024	rhondawilko@gmail.com	Bank Statement	Distribution - Macquarie Group Capital Notes 6 12/09/2032 [Distribution - Macquarie Group Capital Notes 6 12/09/2032 - Interim]		271.25	30,362.79
13/12/2022	bankFeedSaver	15/12/2022		Bank Statement	Distribution - Macquarie Group Ltd [Distribution - Macquarie Group Ltd - Interim]		900.00	31,262.79
13/12/2022	bankFeedSaver	15/12/2022		Bank Statement	Distribution - Amcor PLC CDI [Distribution - Amcor PLC CDI - Interim]		211.71	31,474.50
15/12/2022	bankFeedSaver	16/12/2022		Bank Statement	Distribution - Australia and New Zealand Banking Group Ltd [Distribution - Australia and New Zealand Banking Group Ltd - Interim]		592.74	32,067.24
15/12/2022	bankFeedSaver	16/12/2022		Bank Statement	Distribution - IAG Capital Notes 16/06/2025 [Distribution - IAG Capital Notes 16/06/2025 - Interim]		414.56	32,481.80
15/12/2022	bankFeedSaver	16/12/2022		Bank Statement	Distribution - CBA PERLS XIV Capital Notes 17/06/2032 [Distribution - CBA PERLS XIV Capital Notes 17/06/2032 - Interim]		277.58	32,759.38
15/12/2022	bankFeedSaver	16/12/2022		Bank Statement	Distribution - ResMed Inc CDI [Distribution - ResMed Inc CDI - Interim]		26.48	32,785.86
15/12/2022	bankFeedSaver	20/12/2022		Bank Statement	Distribution - Organon & Co [Distribution -		2.64	32,788.50

R&B McDougall Superannuation Fund

General Ledger - Audit View

For The Period 01 July 2022 - 30 June 2023

Transaction Date	Transaction Source	Processed Date	Last Modified By	Transaction Type	Description	Units	Amount \$	Balance \$
					Organon & Co - Interim]			
15/12/2022	bankFeedSaver	20/12/2022		Bank Statement	Asset Purchase - US Dollar [Asset Purchase - US Dollar - 1.7600]		(2.64)	32,785.86
15/12/2022	bankFeedSaver	21/12/2022		Bank Statement	Distribution - Home Depot Inc [Distribution - Home Depot Inc - Interim]		63.32	32,849.18
15/12/2022	bankFeedSaver	21/12/2022		Bank Statement	Asset Purchase - US Dollar [Asset Purchase - US Dollar - 42.5600]		(63.32)	32,785.86
16/12/2022	rhondawilko@gmail.com	14/01/2024	rhondawilko@gmail.com	Bank Statement	Distribution - VanEck Australian Subordinated Debt ETF [Distribution - VanEck Australian Subordinated Debt ETF - Interim]		130.81	32,916.67
16/12/2022	rhondawilko@gmail.com	14/01/2024	rhondawilko@gmail.com	Bank Statement	Distribution - VanEck Australian Corporate Bond Plus ETF [Distribution - VanEck Australian Corporate Bond Plus ETF - Interim]		92.39	33,009.06
19/12/2022	bankFeedSaver	20/12/2022		Bank Statement	Distribution - Suncorp Group Limited Capital Notes 4 17/12/2030 [Distribution - Suncorp Group Limited Capital Notes 4 17/12/2030 - Interim]		751.43	33,760.49
19/12/2022	bankFeedSaver	20/12/2022		Bank Statement	Distribution - NAB Capital Notes 3 19/06/2028 [Distribution - NAB Capital Notes 3 19/06/2028 - Interim]		323.54	34,084.03
19/12/2022	bankFeedSaver	20/12/2022		Bank Statement	Distribution - Westpac Capital Notes 6 31/07/2026 [Distribution - Westpac Capital Notes 6 31/07/2026 - Interim]		316.20	34,400.23
20/12/2022	bankFeedSaver	21/12/2022		Bank Statement	Distribution - Westpac Banking Corporation [Distribution - Westpac Banking Corporation - Interim]		470.40	34,870.63
20/12/2022	bankFeedSaver	21/12/2022		Bank Statement	Distribution - ANZ Convertible Perpetual Cap Notes 6 20/09/2030 [Distribution - ANZ Convertible Perpetual Cap Notes 6 20/09/2030 - Interim]		258.30	35,128.93
21/12/2022	bankFeedSaver	22/12/2022		Bank Statement	Distribution - Macquarie Bank Capital Notes 2 21/12/2028 [Distribution - Macquarie Bank Capital Notes 2 21/12/2028 - Interim]		430.79	35,559.72
22/12/2022	bankFeedSaver	23/12/2022		Bank Statement	Corporate Action - IAG Capital Notes 16/06/2025 [Corporate Action - IAG Capital Notes 16/06/2025 - 290.0000]		29,000.00	64,559.72
22/12/2022	bankFeedSaver	23/12/2022		Bank Statement	Distribution - Westpac Capital Notes 9 22/06/2031 [Distribution - Westpac Capital Notes 9 22/06/2031 - Interim]		220.08	64,779.80
22/12/2022	bankFeedSaver	23/12/2022		Bank Statement	Distribution - IAG Capital Notes 16/06/2025		33.65	64,813.45

R&B McDougall Superannuation Fund

General Ledger - Audit View

For The Period 01 July 2022 - 30 June 2023

Transaction Date	Transaction Source	Processed Date	Last Modified By	Transaction Type	Description	Units	Amount \$	Balance \$
22/12/2022	rhondawilko@gmail.com	30/01/2024	rhondawilko@gmail.com	Bank Statement	[Distribution - IAG Capital Notes 16/06/2025 - Interim] Corporate Action - IAG Capital Notes 2 15/03/2032 [Corporate Action - IAG Capital Notes 2 15/03/2032 - 290.0000]		(29,000.00)	35,813.45
29/12/2022	bankFeedSaver	04/01/2023		Bank Statement	Distribution - Gilead Sciences Inc [Distribution - Gilead Sciences Inc - Interim]		113.08	35,926.53
29/12/2022	bankFeedSaver	04/01/2023		Bank Statement	Asset Purchase - US Dollar [Asset Purchase - US Dollar - 76.6500]		(113.08)	35,813.45
31/12/2022	bankFeedSaver	04/01/2023		Bank Statement	Administration Fees		(228.12)	35,585.33
31/12/2022	bankFeedSaver	04/01/2023		Bank Statement	Ongoing Advice Fee		(1,216.46)	34,368.87
31/12/2022	bankFeedSaver	05/01/2023		Bank Statement	Family Fee Rebate - Administration Fees		94.98	34,463.85
31/12/2022	DistributionUpdateSaver	24/11/2023	DistributionUpdateSaver	Bank Statement	Cash Account Interest [Cash Account Interest - Cash Account - Final]		65.39	34,529.24
05/01/2023	rhondawilko@gmail.com	14/01/2024	rhondawilko@gmail.com	Bank Statement	Distribution - PIMCO Global Credit Fund - Wholesale Class [Distribution - PIMCO Global Credit Fund - Wholesale Class - Interim]		226.59	34,755.83
09/01/2023	bankFeedSaver	12/01/2023		Bank Statement	Distribution - Merck & Co Inc [Distribution - Merck & Co Inc - Interim]		73.20	34,829.03
09/01/2023	bankFeedSaver	12/01/2023		Bank Statement	Asset Purchase - US Dollar [Asset Purchase - US Dollar - 50.5900]		(73.20)	34,755.83
10/01/2023	rhondawilko@gmail.com	14/01/2024	rhondawilko@gmail.com	Bank Statement	Distribution - Lennox Australian Small Companies Fund [Distribution - Lennox Australian Small Companies Fund - Interim]		221.03	34,976.86
12/01/2023	bankFeedSaver	17/01/2023		Bank Statement	Distribution - Taiwan Semiconductor Manufacturing Company Ltd [Distribution - Taiwan Semiconductor Manufacturing Company Ltd - Interim]		38.01	35,014.87
12/01/2023	bankFeedSaver	17/01/2023		Bank Statement	Asset Purchase - US Dollar [Asset Purchase - US Dollar - 26.5000]		(38.01)	34,976.86
18/01/2023	rhondawilko@gmail.com	14/01/2024	rhondawilko@gmail.com	Bank Statement	Distribution - Vanguard Australian Property Securities Index ETF [Distribution - Vanguard Australian Property Securities Index ETF - Interim]		1,104.30	36,081.16
23/01/2023	rhondawilko@gmail.com	14/01/2024	rhondawilko@gmail.com	Bank Statement	Distribution - VanEck Australian Subordinated Debt ETF [Distribution - VanEck Australian Subordinated Debt ETF - Interim]		146.20	36,227.36
23/01/2023	rhondawilko@gmail.com	14/01/2024	rhondawilko@gmail.com	Bank Statement	Distribution - VanEck Australian Corporate Bond Plus ETF [Distribution - VanEck Australian Corporate Bond Plus ETF -		92.39	36,319.75

R&B McDougall Superannuation Fund
General Ledger - Audit View

For The Period 01 July 2022 - 30 June 2023

Transaction Date	Transaction Source	Processed Date	Last Modified By	Transaction Type	Description	Units	Amount \$	Balance \$
					Interim]			
31/01/2023	bankFeedSaver	02/02/2023		Bank Statement	Administration Fees		(227.51)	36,092.24
31/01/2023	bankFeedSaver	02/02/2023		Bank Statement	Ongoing Advice Fee		(1,220.92)	34,871.32
31/01/2023	bankFeedSaver	03/02/2023		Bank Statement	Distribution - JPMorgan Chase & Co [Distribution - JPMorgan Chase & Co - Interim]		98.92	34,970.24
31/01/2023	bankFeedSaver	03/02/2023		Bank Statement	Family Fee Rebate - Administration Fees		95.21	35,065.45
31/01/2023	DistributionUpdateSaver	24/11/2023	DistributionUpdateSaver	Bank Statement	Cash Account Interest [Cash Account Interest - Cash Account - Final]		73.45	35,138.90
31/01/2023	bankFeedSaver	03/02/2023		Bank Statement	Asset Purchase - US Dollar [Asset Purchase - US Dollar - 70.7000]		(98.92)	35,039.98
09/02/2023	bankFeedSaver	14/02/2023		Bank Statement	Distribution - Mastercard Inc [Distribution - Mastercard Inc - Interim]		17.32	35,057.30
09/02/2023	bankFeedSaver	14/02/2023		Bank Statement	Asset Purchase - US Dollar [Asset Purchase - US Dollar - 11.9700]		(17.32)	35,039.98
10/02/2023	bankFeedSaver	15/02/2023		Bank Statement	Distribution - American Express Company [Distribution - American Express Company - Interim]		49.15	35,089.13
10/02/2023	bankFeedSaver	15/02/2023		Bank Statement	Asset Purchase - US Dollar [Asset Purchase - US Dollar - 34.2200]		(49.15)	35,039.98
13/02/2023	rhondawilko@gmail.com	14/01/2024	rhondawilko@gmail.com	Bank Statement	Distribution - Transurban Group [Distribution - Transurban Group - Interim]		363.58	35,403.56
16/02/2023	rhondawilko@gmail.com	14/01/2024	rhondawilko@gmail.com	Bank Statement	Distribution - VanEck Australian Subordinated Debt ETF [Distribution - VanEck Australian Subordinated Debt ETF - Interim]		146.21	35,549.77
16/02/2023	rhondawilko@gmail.com	14/01/2024	rhondawilko@gmail.com	Bank Statement	Distribution - VanEck Australian Corporate Bond Plus ETF [Distribution - VanEck Australian Corporate Bond Plus ETF - Interim]		92.38	35,642.15
16/02/2023	bankFeedSaver	21/02/2023		Bank Statement	Distribution - Apple Inc [Distribution - Apple Inc - Interim]		34.55	35,676.70
16/02/2023	bankFeedSaver	21/02/2023		Bank Statement	Asset Purchase - US Dollar [Asset Purchase - US Dollar - 23.8300]		(34.55)	35,642.15
28/02/2023	bankFeedSaver	02/03/2023		Bank Statement	Administration Fees		(208.81)	35,433.34
28/02/2023	bankFeedSaver	02/03/2023		Bank Statement	Ongoing Advice Fee		(1,127.56)	34,305.78
28/02/2023	bankFeedSaver	03/03/2023		Bank Statement	Family Fee Rebate - Administration Fees		86.81	34,392.59
28/02/2023	DistributionUpdateSaver	24/11/2023	DistributionUpdateSaver	Bank Statement	Cash Account Interest [Cash Account Interest - Cash Account - Final]		71.25	34,463.84

R&B McDougall Superannuation Fund
General Ledger - Audit View

For The Period 01 July 2022 - 30 June 2023

Transaction Date	Transaction Source	Processed Date	Last Modified By	Transaction Type	Description	Units	Amount \$	Balance \$
03/03/2023	bankFeedSaver	08/03/2023		Bank Statement	Distribution - Pfizer Inc [Distribution - Pfizer Inc - Interim]		90.33	34,554.17
03/03/2023	bankFeedSaver	08/03/2023		Bank Statement	Asset Purchase - US Dollar [Asset Purchase - US Dollar - 61.1300]		(90.33)	34,463.84
07/03/2023	bankFeedSaver	08/03/2023		Bank Statement	Distribution - Macquarie Bank Capital Notes 3 08/09/2031 [Distribution - Macquarie Bank Capital Notes 3 08/09/2031 - Interim]		380.04	34,843.88
07/03/2023	bankFeedSaver	10/03/2023		Bank Statement	Distribution - Johnson & Johnson [Distribution - Johnson & Johnson - Interim]		64.79	34,908.67
07/03/2023	bankFeedSaver	10/03/2023		Bank Statement	Asset Purchase - US Dollar [Asset Purchase - US Dollar - 42.7100]		(64.79)	34,843.88
08/03/2023	bankFeedSaver	09/03/2023		Bank Statement	Distribution - Magellan Financial Group Ltd [Distribution - Magellan Financial Group Ltd - Interim]		99.43	34,943.31
09/03/2023	bankFeedSaver	22/03/2023		Bank Statement	Distribution - Microsoft Corporation [Distribution - Microsoft Corporation - Interim]		65.64	35,008.95
09/03/2023	bankFeedSaver	22/03/2023		Bank Statement	Asset Purchase - US Dollar [Asset Purchase - US Dollar - 43.7900]		(65.64)	34,943.31
10/03/2023	bankFeedSaver	11/03/2023		Bank Statement	Distribution - Macquarie Group Capital Notes 4 10/09/2029 [Distribution - Macquarie Group Capital Notes 4 10/09/2029 - Interim]		415.72	35,359.03
13/03/2023	rhondawilko@gmail.com	30/01/2024	rhondawilko@gmail.com	Bank Statement	Asset Purchase - ANZ Convertible Cap Notes 8 20/09/2032 - Placement		(30,020.00)	5,339.03
13/03/2023	rhondawilko@gmail.com	30/01/2024	rhondawilko@gmail.com	Bank Statement	Distribution - Macquarie Group Capital Notes 6 12/09/2032 [Distribution - Macquarie Group Capital Notes 6 12/09/2032 - Interim]		291.24	5,630.27
15/03/2023	rhondawilko@gmail.com	30/01/2024	rhondawilko@gmail.com	Bank Statement	Distribution - CBA PERLS XV Capital Notes 16/06/2031 [Distribution - CBA PERLS XV Capital Notes 16/06/2031 - Interim]		401.79	6,032.06
15/03/2023	rhondawilko@gmail.com	30/01/2024	rhondawilko@gmail.com	Bank Statement	Distribution - IAG Capital Notes 2 15/03/2032 [Distribution - IAG Capital Notes 2 15/03/2032 - Interim]		392.09	6,424.15
15/03/2023	bankFeedSaver	16/03/2023		Bank Statement	Distribution - CBA PERLS XIV Capital Notes 17/06/2032 [Distribution - CBA PERLS XIV Capital Notes 17/06/2032 - Interim]		295.15	6,719.30
16/03/2023	rhondawilko@gmail.com	14/01/2024	rhondawilko@gmail.com	Bank Statement	Distribution - VanEck Australian Subordinated Debt ETF [Distribution - VanEck Australian Subordinated Debt ETF - Interim]		153.90	6,873.20
16/03/2023	rhondawilko@gmail.com	14/01/2024	rhondawilko@gmail.com	Bank Statement	Distribution - VanEck Australian Corporate Bond Plus ETF [Distribution - VanEck		92.38	6,965.58

R&B McDougall Superannuation Fund
General Ledger - Audit View

For The Period 01 July 2022 - 30 June 2023

Transaction Date	Transaction Source	Processed Date	Last Modified By	Transaction Type	Description	Units	Amount \$	Balance \$
					Australian Corporate Bond Plus ETF - Interim]			
16/03/2023	bankFeedSaver	17/03/2023		Bank Statement	Distribution - ResMed Inc CDI [Distribution - ResMed Inc CDI - Interim]		25.26	6,990.84
16/03/2023	bankFeedSaver	21/03/2023		Bank Statement	Distribution - Organon & Co [Distribution - Organon & Co - Interim]		2.65	6,993.49
16/03/2023	bankFeedSaver	21/03/2023		Bank Statement	Asset Purchase - US Dollar [Asset Purchase - US Dollar - 1.7600]		(2.65)	6,990.84
17/03/2023	bankFeedSaver	21/03/2023		Bank Statement	Distribution - Suncorp Group Limited Capital Notes 4 17/12/2030 [Distribution - Suncorp Group Limited Capital Notes 4 17/12/2030 - Interim]		772.28	7,763.12
17/03/2023	bankFeedSaver	21/03/2023		Bank Statement	Distribution - NAB Capital Notes 3 19/06/2028 [Distribution - NAB Capital Notes 3 19/06/2028 - Interim]		329.37	8,092.49
20/03/2023	bankFeedSaver	21/03/2023		Bank Statement	Distribution - Westpac Capital Notes 6 31/07/2026 [Distribution - Westpac Capital Notes 6 31/07/2026 - Interim]		329.96	8,422.45
20/03/2023	bankFeedSaver	21/03/2023		Bank Statement	Distribution - ANZ Convertible Perpetual Cap Notes 6 20/09/2030 [Distribution - ANZ Convertible Perpetual Cap Notes 6 20/09/2030 - Interim]		269.99	8,692.44
21/03/2023	bankFeedSaver	22/03/2023		Bank Statement	Distribution - Macquarie Bank Capital Notes 2 21/12/2028 [Distribution - Macquarie Bank Capital Notes 2 21/12/2028 - Interim]		444.67	9,137.11
21/03/2023	bankFeedSaver	22/03/2023		Bank Statement	Distribution - Amcor PLC CDI [Distribution - Amcor PLC CDI - Interim]		188.40	9,325.51
22/03/2023	bankFeedSaver	23/03/2023		Bank Statement	Distribution - Westpac Capital Notes 9 22/06/2031 [Distribution - Westpac Capital Notes 9 22/06/2031 - Interim]		228.58	9,554.09
23/03/2023	bankFeedSaver	28/03/2023		Bank Statement	Distribution - Home Depot Inc [Distribution - Home Depot Inc - Interim]		70.37	9,624.46
23/03/2023	bankFeedSaver	28/03/2023		Bank Statement	Asset Purchase - US Dollar [Asset Purchase - US Dollar - 46.8200]		(70.37)	9,554.09
24/03/2023	bankFeedSaver	25/03/2023		Bank Statement	Distribution - Origin Energy Ltd [Distribution - Origin Energy Ltd - Interim]		441.05	9,995.14
28/03/2023	bankFeedSaver	29/03/2023		Bank Statement	Distribution - Wesfarmers Limited [Distribution - Wesfarmers Limited - Interim]		171.60	10,166.74
30/03/2023	bankFeedSaver	31/03/2023		Bank Statement	Distribution - BHP Group Limited [Distribution - BHP Group Limited - Interim]		810.00	10,976.74
30/03/2023	bankFeedSaver	31/03/2023		Bank Statement	Distribution - Commonwealth Bank of Australia [Distribution - Commonwealth		394.80	11,371.54

R&B McDougall Superannuation Fund

General Ledger - Audit View

For The Period 01 July 2022 - 30 June 2023

Transaction Date	Transaction Source	Processed Date	Last Modified By	Transaction Type	Description	Units	Amount \$	Balance \$
					Bank of Australia - Interim]			
30/03/2023	bankFeedSaver	31/03/2023		Bank Statement	Distribution - Coles Group Limited [Distribution - Coles Group Limited - Interim]		325.44	11,696.98
30/03/2023	bankFeedSaver	31/03/2023		Bank Statement	Distribution - Newcrest Mining Ltd [Distribution - Newcrest Mining Ltd - Interim]		306.14	12,003.12
30/03/2023	bankFeedSaver	04/04/2023		Bank Statement	Distribution - Gilead Sciences Inc [Distribution - Gilead Sciences Inc - Interim]		117.41	12,120.53
30/03/2023	bankFeedSaver	04/04/2023		Bank Statement	Asset Purchase - US Dollar [Asset Purchase - US Dollar - 78.7500]		(117.41)	12,003.12
31/03/2023	bankFeedSaver	04/04/2023		Bank Statement	Administration Fees		(230.59)	11,772.53
31/03/2023	bankFeedSaver	04/04/2023		Bank Statement	Ongoing Advice Fee		(1,233.18)	10,539.35
31/03/2023	bankFeedSaver	05/04/2023		Bank Statement	Family Fee Rebate - Administration Fees		95.55	10,634.90
31/03/2023	DistributionUpdateSaver	24/11/2023	DistributionUpdateSaver	Bank Statement	Cash Account Interest [Cash Account Interest - Cash Account - Final]		69.50	10,704.40
05/04/2023	bankFeedSaver	06/04/2023		Bank Statement	Distribution - Woodside Energy Group Ltd [Distribution - Woodside Energy Group Ltd - Interim]		1,977.74	12,682.14
05/04/2023	bankFeedSaver	06/04/2023		Bank Statement	Distribution - CSL Limited [Distribution - CSL Limited - Interim]		202.68	12,884.82
05/04/2023	rhondawilko@gmail.com	14/01/2024	rhondawilko@gmail.com	Bank Statement	Distribution - PIMCO Global Credit Fund - Wholesale Class [Distribution - PIMCO Global Credit Fund - Wholesale Class - Interim]		230.27	13,115.09
10/04/2023	bankFeedSaver	13/04/2023		Bank Statement	Distribution - Merck & Co Inc [Distribution - Merck & Co Inc - Interim]		76.23	13,191.32
10/04/2023	bankFeedSaver	13/04/2023		Bank Statement	Asset Purchase - US Dollar [Asset Purchase - US Dollar - 50.5900]		(76.23)	13,115.09
13/04/2023	bankFeedSaver	14/04/2023		Bank Statement	Distribution - Woolworths Group Limited [Distribution - Woolworths Group Limited - Interim]		193.66	13,308.75
13/04/2023	bankFeedSaver	15/04/2023		Bank Statement	Distribution - Brambles Ltd [Distribution - Brambles Ltd - Interim]		227.77	13,536.52
13/04/2023	bankFeedSaver	18/04/2023		Bank Statement	Distribution - Taiwan Semiconductor Manufacturing Company Ltd [Distribution - Taiwan Semiconductor Manufacturing Company Ltd - Interim]		39.42	13,575.94
13/04/2023	bankFeedSaver	18/04/2023		Bank Statement	Asset Purchase - US Dollar [Asset Purchase - US Dollar - 26.7300]		(39.42)	13,536.52
14/04/2023	bankFeedSaver	15/04/2023		Bank Statement	Distribution - Cochlear Ltd [Distribution - Cochlear Ltd - Interim]		103.85	13,640.37
20/04/2023	rhondawilko@gmail.	14/01/2024	rhondawilko@gmail.	Bank Statement	Distribution - Vanguard Australian Property		962.25	14,602.62

R&B McDougall Superannuation Fund
General Ledger - Audit View

For The Period 01 July 2022 - 30 June 2023

Transaction Date	Transaction Source	Processed Date	Last Modified By	Transaction Type	Description	Units	Amount \$	Balance \$
	com		com		Securities Index ETF [Distribution - Vanguard Australian Property Securities Index ETF - Interim]			
20/04/2023	bankFeedSaver	21/04/2023		Bank Statement	Distribution - Ramsay Health Care Limited CARES [Distribution - Ramsay Health Care Limited CARES - Interim]		833.17	15,435.79
20/04/2023	rhondawilko@gmail.com	14/01/2024	rhondawilko@gmail.com	Bank Statement	Distribution - VanEck Australian Subordinated Debt ETF [Distribution - VanEck Australian Subordinated Debt ETF - Interim]		153.90	15,589.69
20/04/2023	rhondawilko@gmail.com	14/01/2024	rhondawilko@gmail.com	Bank Statement	Distribution - VanEck Australian Corporate Bond Plus ETF [Distribution - VanEck Australian Corporate Bond Plus ETF - Interim]		92.38	15,682.07
30/04/2023	bankFeedSaver	02/05/2023		Bank Statement	Administration Fees		(225.97)	15,456.10
30/04/2023	bankFeedSaver	02/05/2023		Bank Statement	Ongoing Advice Fee		(1,220.08)	14,236.02
30/04/2023	bankFeedSaver	03/05/2023		Bank Statement	Family Fee Rebate - Administration Fees		93.38	14,329.40
30/04/2023	DistributionUpdateSaver	24/11/2023	DistributionUpdateSaver	Bank Statement	Cash Account Interest [Cash Account Interest - Cash Account - Final]		33.48	14,362.88
01/05/2023	bankFeedSaver	06/05/2023		Bank Statement	Distribution - JPMorgan Chase & Co [Distribution - JPMorgan Chase & Co - Interim]		105.95	14,468.83
01/05/2023	bankFeedSaver	06/05/2023		Bank Statement	Asset Purchase - US Dollar [Asset Purchase - US Dollar - 70.7000]		(105.95)	14,362.88
09/05/2023	bankFeedSaver	13/05/2023		Bank Statement	Distribution - Mastercard Inc [Distribution - Mastercard Inc - Interim]		17.65	14,380.53
09/05/2023	bankFeedSaver	13/05/2023		Bank Statement	Asset Purchase - US Dollar [Asset Purchase - US Dollar - 11.9700]		(17.65)	14,362.88
10/05/2023	bankFeedSaver	13/05/2023		Bank Statement	Distribution - American Express Company [Distribution - American Express Company - Interim]		58.95	14,421.83
10/05/2023	bankFeedSaver	13/05/2023		Bank Statement	Asset Purchase - US Dollar [Asset Purchase - US Dollar - 39.4800]		(58.95)	14,362.88
16/05/2023	rhondawilko@gmail.com	14/01/2024	rhondawilko@gmail.com	Bank Statement	Distribution - VanEck Australian Subordinated Debt ETF [Distribution - VanEck Australian Subordinated Debt ETF - Interim]		153.90	14,516.78
16/05/2023	rhondawilko@gmail.com	14/01/2024	rhondawilko@gmail.com	Bank Statement	Distribution - VanEck Australian Corporate Bond Plus ETF [Distribution - VanEck Australian Corporate Bond Plus ETF - Interim]		92.39	14,609.17

R&B McDougall Superannuation Fund
General Ledger - Audit View

For The Period 01 July 2022 - 30 June 2023

Transaction Date	Transaction Source	Processed Date	Last Modified By	Transaction Type	Description	Units	Amount \$	Balance \$
18/05/2023	bankFeedSaver	23/05/2023		Bank Statement	Distribution - Apple Inc [Distribution - Apple Inc - Interim]		37.43	14,646.60
18/05/2023	bankFeedSaver	23/05/2023		Bank Statement	Asset Purchase - US Dollar [Asset Purchase - US Dollar - 24.8600]		(37.43)	14,609.17
31/05/2023	rhondawilko@gmail.com	19/06/2023	rhondawilko@gmail.com	Bank Statement	Administration Fees		(234.67)	14,374.50
31/05/2023	rhondawilko@gmail.com	19/06/2023	rhondawilko@gmail.com	Bank Statement	Ongoing Advice Fee		(1,266.30)	13,108.20
31/05/2023	rhondawilko@gmail.com	19/06/2023	rhondawilko@gmail.com	Bank Statement	Family Fee Rebate - Administration Fees		96.11	13,204.31
31/05/2023	DistributionUpdateSaver	24/11/2023	DistributionUpdateSaver	Bank Statement	Cash Account Interest [Cash Account Interest - Cash Account - Final]		38.60	13,242.91
06/06/2023	bankFeedSaver	09/06/2023		Bank Statement	Distribution - Johnson & Johnson [Distribution - Johnson & Johnson - Interim]		67.43	13,310.34
06/06/2023	bankFeedSaver	09/06/2023		Bank Statement	Asset Purchase - US Dollar [Asset Purchase - US Dollar - 44.9800]		(67.43)	13,242.91
07/06/2023	bankFeedSaver	08/06/2023		Bank Statement	Distribution - Macquarie Bank Capital Notes 3 08/09/2031 [Distribution - Macquarie Bank Capital Notes 3 08/09/2031 - Interim]		421.68	13,664.59
07/06/2023	bankFeedSaver	08/06/2023		Bank Statement	Asset Purchase - NEXTDC Limited [Asset Purchase - NEXTDC Limited - 103.0000]		(1,112.40)	12,552.19
08/06/2023	bankFeedSaver	15/06/2023		Bank Statement	Distribution - Microsoft Corporation [Distribution - Microsoft Corporation - Interim]		64.90	12,617.09
08/06/2023	bankFeedSaver	15/06/2023		Bank Statement	Asset Purchase - US Dollar [Asset Purchase - US Dollar - 43.7900]		(64.90)	12,552.19
09/06/2023	bankFeedSaver	14/06/2023		Bank Statement	Distribution - Pfizer Inc [Distribution - Pfizer Inc - Interim]		90.33	12,642.52
09/06/2023	bankFeedSaver	15/06/2023		Bank Statement	Asset Purchase - US Dollar [Asset Purchase - US Dollar - 61.1300]		(90.33)	12,552.19
13/06/2023	bankFeedSaver	14/06/2023		Bank Statement	Distribution - Macquarie Group Capital Notes 4 10/09/2029 [Distribution - Macquarie Group Capital Notes 4 10/09/2029 - Interim]		479.44	13,031.63
13/06/2023	rhondawilko@gmail.com	30/01/2024	rhondawilko@gmail.com	Bank Statement	Distribution - Macquarie Group Capital Notes 6 12/09/2032 [Distribution - Macquarie Group Capital Notes 6 12/09/2032 - Interim]		316.07	13,347.70
15/06/2023	rhondawilko@gmail.com	30/01/2024	rhondawilko@gmail.com	Bank Statement	Distribution - IAG Capital Notes 2 15/03/2032 [Distribution - IAG Capital Notes 2 15/03/2032 - Interim]		463.62	13,811.32
15/06/2023	rhondawilko@gmail.com	30/01/2024	rhondawilko@gmail.com	Bank Statement	Distribution - CBA PERLS XV Capital Notes 16/06/2031 [Distribution - CBA PERLS XV Capital Notes 16/06/2031 - Interim]		339.90	14,151.22

R&B McDougall Superannuation Fund

General Ledger - Audit View

For The Period 01 July 2022 - 30 June 2023

Transaction Date	Transaction Source	Processed Date	Last Modified By	Transaction Type	Description	Units	Amount \$	Balance \$
15/06/2023	bankFeedSaver	16/06/2023		Bank Statement	Distribution - CBA PERLS XIV Capital Notes 17/06/2032 [Distribution - CBA PERLS XIV Capital Notes 17/06/2032 - Interim]		326.78	14,478.00
15/06/2023	bankFeedSaver	16/06/2023		Bank Statement	Distribution - ResMed Inc CDI [Distribution - ResMed Inc CDI - Interim]		26.15	14,504.15
15/06/2023	bankFeedSaver	20/06/2023		Bank Statement	Distribution - Home Depot Inc [Distribution - Home Depot Inc - Interim]		68.26	14,572.41
15/06/2023	bankFeedSaver	20/06/2023		Bank Statement	Distribution - Organon & Co [Distribution - Organon & Co - Interim]		2.56	14,574.97
15/06/2023	bankFeedSaver	20/06/2023		Bank Statement	Asset Purchase - US Dollar [Asset Purchase - US Dollar - 1.7600]		(2.56)	14,572.41
15/06/2023	bankFeedSaver	20/06/2023		Bank Statement	Asset Purchase - US Dollar [Asset Purchase - US Dollar - 46.8200]		(68.26)	14,504.15
19/06/2023	bankFeedSaver	20/06/2023		Bank Statement	Distribution - Suncorp Group Limited Capital Notes 4 17/12/2030 [Distribution - Suncorp Group Limited Capital Notes 4 17/12/2030 - Interim]		890.40	15,394.55
19/06/2023	rhondawilko@gmail.com	14/01/2024	rhondawilko@gmail.com	Bank Statement	Distribution - VanEck Australian Subordinated Debt ETF [Distribution - VanEck Australian Subordinated Debt ETF - Interim]		161.60	15,556.15
19/06/2023	rhondawilko@gmail.com	14/01/2024	rhondawilko@gmail.com	Bank Statement	Distribution - VanEck Australian Corporate Bond Plus ETF [Distribution - VanEck Australian Corporate Bond Plus ETF - Interim]		92.38	15,648.53
19/06/2023	bankFeedSaver	21/06/2023		Bank Statement	Distribution - NAB Capital Notes 3 19/06/2028 [Distribution - NAB Capital Notes 3 19/06/2028 - Interim]		375.47	16,024.00
19/06/2023	bankFeedSaver	21/06/2023		Bank Statement	Distribution - Westpac Capital Notes 6 31/07/2026 [Distribution - Westpac Capital Notes 6 31/07/2026 - Interim]		361.10	16,385.10
20/06/2023	bankFeedSaver	21/06/2023		Bank Statement	Distribution - ANZ Convertible Perpetual Cap Notes 8 20/09/2032 [Distribution - ANZ Convertible Perpetual Cap Notes 8 20/09/2032 - Interim]		326.58	16,711.68
20/06/2023	bankFeedSaver	21/06/2023		Bank Statement	Distribution - ANZ Convertible Perpetual Cap Notes 6 20/09/2030 [Distribution - ANZ Convertible Perpetual Cap Notes 6 20/09/2030 - Interim]		297.39	17,009.07
20/06/2023	bankFeedSaver	21/06/2023		Bank Statement	Distribution - Amcor PLC CDI [Distribution - Amcor PLC CDI - Interim]		200.70	17,209.77
21/06/2023	bankFeedSaver	22/06/2023		Bank Statement	Distribution - Macquarie Bank Capital Notes		481.07	17,690.84

R&B McDougall Superannuation Fund

General Ledger - Audit View

For The Period 01 July 2022 - 30 June 2023

Transaction Date	Transaction Source	Processed Date	Last Modified By	Transaction Type	Description	Units	Amount \$	Balance \$
22/06/2023	bankFeedSaver	23/06/2023		Bank Statement	2 21/12/2028 [Distribution - Macquarie Bank Capital Notes 2 21/12/2028 - Interim]		250.40	17,941.24
27/06/2023	bankFeedSaver	28/06/2023		Bank Statement	Distribution - Westpac Capital Notes 9 22/06/2031 [Distribution - Westpac Capital Notes 9 22/06/2031 - Interim]		514.50	18,455.74
29/06/2023	rhondawilko@gmail.com	14/01/2024	rhondawilko@gmail.com	Bank Statement	Distribution - Westpac Banking Corporation [Distribution - Westpac Banking Corporation - Interim]		670.81	19,126.55
29/06/2023	bankFeedSaver	04/07/2023		Bank Statement	Distribution - Lennox Australian Small Companies Fund [Distribution - Lennox Australian Small Companies Fund - Interim]		119.06	19,245.61
29/06/2023	bankFeedSaver	04/07/2023		Bank Statement	Distribution - Gilead Sciences Inc [Distribution - Gilead Sciences Inc - Interim]		(119.06)	19,126.55
30/06/2023	rhondawilko@gmail.com	14/01/2024	rhondawilko@gmail.com	Bank Statement	Asset Purchase - US Dollar [Asset Purchase - US Dollar - 78.7500]		(229.65)	18,896.90
30/06/2023	rhondawilko@gmail.com	14/01/2024	rhondawilko@gmail.com	Bank Statement	Administration Fees		(1,232.01)	17,664.89
30/06/2023	rhondawilko@gmail.com	14/01/2024	rhondawilko@gmail.com	Bank Statement	Ongoing Advice Fee		92.94	17,757.83
30/06/2023	DistributionUpdateSaver	24/11/2023	DistributionUpdateSaver	Bank Statement	Family Fee Rebate - Administration Fees		42.11	17,799.94
					Cash Account Interest [Cash Account Interest - Cash Account - Final]		(29,075.39)	17,799.94
Distributions Receivable (61800)								
<u>PIMCO Global Credit Fd -Wsale CI (ETL0019AU1)</u>								
01/07/2022	Opening Balance				Opening Balance			234.88
11/07/2022	bankFeedSaver	14/07/2022		Bank Statement	Distribution - PIMCO Global Credit Fund - Wholesale Class		(234.88)	0.00
30/06/2023	rhondawilko@gmail.com	14/01/2024	rhondawilko@gmail.com	General Journal	Distribution - PIMCO Global Credit Fund - Wholesale Class - Interim		249.96	249.96
							15.08	249.96
<u>Lennox Australian Small Comp Fd (HOW3590AU)</u>								
01/07/2022	Opening Balance				Opening Balance			819.62
15/07/2022	bankFeedSaver	23/07/2022		Bank Statement	Distribution - Lennox Australian Small Companies Fund		(819.62)	0.00
30/06/2023	rhondawilko@gmail.com	14/01/2024	rhondawilko@gmail.com	General Journal	Distribution - Lennox Australian Small Companies Fund - Interim		249.65	249.65

R&B McDougall Superannuation Fund

General Ledger - Audit View

For The Period 01 July 2022 - 30 June 2023

Transaction Date	Transaction Source	Processed Date	Last Modified By	Transaction Type	Description	Units	Amount \$	Balance \$
							(569.97)	249.65
<u>Vaneck Australian Corporate Bond PLUS Etf (PLUS.AX1)</u>								
01/07/2022	Opening Balance				Opening Balance			246.36
25/07/2022	bankFeedSaver	29/07/2022		Bank Statement	Distribution - VanEck Australian Corporate Bond Plus ETF		(246.36)	0.00
30/06/2023	rhondawilko@gmail.com	14/01/2024	rhondawilko@gmail.com	General Journal	Distribution - VanEck Australian Corporate Bond Plus ETF - Interim		92.38	92.38
							(153.98)	92.38
<u>Vaneck Australian Subordinated Debt Etf (SUBD.AX)</u>								
01/07/2022	Opening Balance				Opening Balance			84.64
25/07/2022	bankFeedSaver	29/07/2022		Bank Statement	Distribution - VanEck Australian Subordinated Debt ETF		(84.64)	0.00
30/06/2023	rhondawilko@gmail.com	14/01/2024	rhondawilko@gmail.com	General Journal	Distribution - VanEck Australian Subordinated Debt ETF - Interim		169.29	169.29
							84.65	169.29
<u>Transurban Group (TCL.AX4)</u>								
01/07/2022	Opening Balance				Opening Balance			329.28
23/08/2022	rhondawilko@gmail.com	23/05/2023	rhondawilko@gmail.com	Bank Statement	Distribution - Transurban Group		(329.28)	0.00
28/06/2023	rhondawilko@gmail.com	14/01/2024	rhondawilko@gmail.com	General Journal	Distribution - Transurban Group - Interim		418.46	418.46
							89.18	418.46
<u>Vanguard Australian Property Securities Index Etf (VAP.AX1)</u>								
01/07/2022	Opening Balance				Opening Balance			1,561.94
18/07/2022	bankFeedSaver	19/07/2022		Bank Statement	Distribution - Vanguard Australian Property Securities Index ETF		(1,561.94)	0.00
30/06/2023	rhondawilko@gmail.com	14/01/2024	rhondawilko@gmail.com	General Journal	Distribution - Vanguard Australian Property Securities Index ETF - Interim		994.02	994.02
							(567.92)	994.02
<u>Derivatives (Options, Hybrids, Future Contracts) (72300)</u>								
<u>FXUSD (FXUSD)</u>								
01/07/2022	Opening Balance				Opening Balance	402.29		582.94
08/07/2022	bankFeedSaver	14/07/2022		Bank Statement	Asset Purchase - US Dollar [Asset Purchase -	47.82	69.74	652.68

R&B McDougall Superannuation Fund
General Ledger - Audit View

For The Period 01 July 2022 - 30 June 2023

Transaction Date	Transaction Source	Processed Date	Last Modified By	Transaction Type	Description	Units	Amount \$	Balance \$
					US Dollar - 47.8200]			
14/07/2022	bankFeedSaver	19/07/2022		Bank Statement	Asset Purchase - US Dollar [Asset Purchase - US Dollar - 27.3500]	27.35	40.53	693.21
01/08/2022	bankFeedSaver	06/08/2022		Bank Statement	Asset Purchase - US Dollar [Asset Purchase - US Dollar - 70.7000]	70.70	102.17	795.38
09/08/2022	bankFeedSaver	05/10/2022		Bank Statement	Asset Purchase - US Dollar [Asset Purchase - US Dollar - 10.2900]	10.29	14.54	809.92
10/08/2022	bankFeedSaver	07/09/2022		Bank Statement	Asset Purchase - US Dollar [Asset Purchase - US Dollar - 34.2200]	34.22	48.01	857.93
11/08/2022	bankFeedSaver	07/09/2022		Bank Statement	Asset Purchase - US Dollar [Asset Purchase - US Dollar - 23.8300]	23.83	33.62	891.55
06/09/2022	bankFeedSaver	09/09/2022		Bank Statement	Asset Purchase - US Dollar [Asset Purchase - US Dollar - 42.7100]	42.71	63.42	954.97
06/09/2022	bankFeedSaver	09/09/2022		Bank Statement	Asset Purchase - US Dollar [Asset Purchase - US Dollar - 59.6400]	59.64	88.55	1,043.52
08/09/2022	bankFeedSaver	14/09/2022		Bank Statement	Asset Purchase - US Dollar [Asset Purchase - US Dollar - 39.9300]	39.93	58.40	1,101.92
15/09/2022	bankFeedSaver	20/09/2022		Bank Statement	Asset Purchase - US Dollar [Asset Purchase - US Dollar - 1.7600]	1.76	2.63	1,104.55
15/09/2022	bankFeedSaver	20/09/2022		Bank Statement	Asset Purchase - US Dollar [Asset Purchase - US Dollar - 42.5600]	42.56	63.44	1,167.99
29/09/2022	bankFeedSaver	05/10/2022		Bank Statement	Asset Purchase - US Dollar [Asset Purchase - US Dollar - 76.6500]	76.65	117.95	1,285.94
07/10/2022	bankFeedSaver	12/10/2022		Bank Statement	Asset Purchase - US Dollar [Asset Purchase - US Dollar - 47.8200]	47.82	75.09	1,361.03
13/10/2022	bankFeedSaver	18/10/2022		Bank Statement	Asset Purchase - US Dollar [Asset Purchase - US Dollar - 25.7700]	25.77	40.91	1,401.94
31/10/2022	bankFeedSaver	04/11/2022		Bank Statement	Asset Purchase - US Dollar [Asset Purchase - US Dollar - 70.7000]	70.70	110.96	1,512.90
09/11/2022	bankFeedSaver	18/11/2022		Bank Statement	Asset Purchase - US Dollar [Asset Purchase - US Dollar - 10.2900]	10.29	15.57	1,528.47
10/11/2022	bankFeedSaver	18/11/2022		Bank Statement	Asset Purchase - US Dollar [Asset Purchase - US Dollar - 58.0500]	58.05	86.72	1,615.19
05/12/2022	bankFeedSaver	08/12/2022		Bank Statement	Asset Purchase - US Dollar [Asset Purchase - US Dollar - 59.6400]	59.64	89.07	1,704.26
06/12/2022	bankFeedSaver	09/12/2022		Bank Statement	Asset Purchase - US Dollar [Asset Purchase - US Dollar - 42.7100]	42.71	63.54	1,767.80
08/12/2022	bankFeedSaver	13/12/2022		Bank Statement	Asset Purchase - US Dollar [Asset Purchase - US Dollar - 43.7900]	43.79	64.66	1,832.46
15/12/2022	bankFeedSaver	20/12/2022		Bank Statement	Asset Purchase - US Dollar [Asset Purchase - US Dollar - 1.7600]	1.76	2.64	1,835.10

R&B McDougall Superannuation Fund
General Ledger - Audit View

For The Period 01 July 2022 - 30 June 2023

Transaction Date	Transaction Source	Processed Date	Last Modified By	Transaction Type	Description	Units	Amount \$	Balance \$
15/12/2022	bankFeedSaver	21/12/2022		Bank Statement	Asset Purchase - US Dollar [Asset Purchase - US Dollar - 42.5600]	42.56	63.32	1,898.42
29/12/2022	bankFeedSaver	04/01/2023		Bank Statement	Asset Purchase - US Dollar [Asset Purchase - US Dollar - 76.6500]	76.65	113.08	2,011.50
09/01/2023	bankFeedSaver	12/01/2023		Bank Statement	Asset Purchase - US Dollar [Asset Purchase - US Dollar - 50.5900]	50.59	73.20	2,084.70
12/01/2023	bankFeedSaver	17/01/2023		Bank Statement	Asset Purchase - US Dollar [Asset Purchase - US Dollar - 26.5000]	26.50	38.01	2,122.71
31/01/2023	SYSTEM	30/01/2023		System Journal	Revaluation - 30/06/2022 @ \$1.449062 (Exit) - 1,436.580000 Units on hand		(27.67)	2,095.04
31/01/2023	bankFeedSaver	03/02/2023		Bank Statement	Asset Purchase - US Dollar [Asset Purchase - US Dollar - 70.7000]	70.70	98.92	2,193.96
09/02/2023	bankFeedSaver	14/02/2023		Bank Statement	Asset Purchase - US Dollar [Asset Purchase - US Dollar - 11.9700]	11.97	17.32	2,211.28
10/02/2023	bankFeedSaver	15/02/2023		Bank Statement	Asset Purchase - US Dollar [Asset Purchase - US Dollar - 34.2200]	34.22	49.15	2,260.43
16/02/2023	bankFeedSaver	21/02/2023		Bank Statement	Asset Purchase - US Dollar [Asset Purchase - US Dollar - 23.8300]	23.83	34.55	2,294.98
28/02/2023	SYSTEM	27/02/2023		System Journal	Revaluation - 30/06/2022 @ \$1.449062 (Exit) - 1,577.300000 Units on hand		3.98	2,298.96
03/03/2023	bankFeedSaver	08/03/2023		Bank Statement	Asset Purchase - US Dollar [Asset Purchase - US Dollar - 61.1300]	61.13	90.33	2,389.29
07/03/2023	bankFeedSaver	10/03/2023		Bank Statement	Asset Purchase - US Dollar [Asset Purchase - US Dollar - 42.7100]	42.71	64.79	2,454.08
09/03/2023	bankFeedSaver	22/03/2023		Bank Statement	Asset Purchase - US Dollar [Asset Purchase - US Dollar - 43.7900]	43.79	65.64	2,519.72
16/03/2023	bankFeedSaver	21/03/2023		Bank Statement	Asset Purchase - US Dollar [Asset Purchase - US Dollar - 1.7600]	1.76	2.65	2,522.37
23/03/2023	bankFeedSaver	28/03/2023		Bank Statement	Asset Purchase - US Dollar [Asset Purchase - US Dollar - 46.8200]	46.82	70.37	2,592.74
30/03/2023	bankFeedSaver	04/04/2023		Bank Statement	Asset Purchase - US Dollar [Asset Purchase - US Dollar - 78.7500]	78.75	117.41	2,710.15
10/04/2023	bankFeedSaver	13/04/2023		Bank Statement	Asset Purchase - US Dollar [Asset Purchase - US Dollar - 50.5900]	50.59	76.23	2,786.38
13/04/2023	bankFeedSaver	18/04/2023		Bank Statement	Asset Purchase - US Dollar [Asset Purchase - US Dollar - 26.7300]	26.73	39.42	2,825.80
01/05/2023	bankFeedSaver	06/05/2023		Bank Statement	Asset Purchase - US Dollar [Asset Purchase - US Dollar - 70.7000]	70.70	105.95	2,931.75
09/05/2023	bankFeedSaver	13/05/2023		Bank Statement	Asset Purchase - US Dollar [Asset Purchase - US Dollar - 11.9700]	11.97	17.65	2,949.40
10/05/2023	bankFeedSaver	13/05/2023		Bank Statement	Asset Purchase - US Dollar [Asset Purchase -	39.48	58.95	3,008.35

R&B McDougall Superannuation Fund

General Ledger - Audit View

For The Period 01 July 2022 - 30 June 2023

Transaction Date	Transaction Source	Processed Date	Last Modified By	Transaction Type	Description	Units	Amount \$	Balance \$
					US Dollar - 39.4800]			
18/05/2023	bankFeedSaver	23/05/2023		Bank Statement	Asset Purchase - US Dollar [Asset Purchase - US Dollar - 24.8600]	24.86	37.43	3,045.78
06/06/2023	bankFeedSaver	09/06/2023		Bank Statement	Asset Purchase - US Dollar [Asset Purchase - US Dollar - 44.9800]	44.98	67.43	3,113.21
08/06/2023	bankFeedSaver	15/06/2023		Bank Statement	Asset Purchase - US Dollar [Asset Purchase - US Dollar - 43.7900]	43.79	64.90	3,178.11
09/06/2023	bankFeedSaver	15/06/2023		Bank Statement	Asset Purchase - US Dollar [Asset Purchase - US Dollar - 61.1300]	61.13	90.33	3,268.44
15/06/2023	bankFeedSaver	20/06/2023		Bank Statement	Asset Purchase - US Dollar [Asset Purchase - US Dollar - 1.7600]	1.76	2.56	3,271.00
15/06/2023	bankFeedSaver	20/06/2023		Bank Statement	Asset Purchase - US Dollar [Asset Purchase - US Dollar - 46.8200]	46.82	68.26	3,339.26
29/06/2023	bankFeedSaver	04/07/2023		Bank Statement	Asset Purchase - US Dollar [Asset Purchase - US Dollar - 78.7500]	78.75	119.06	3,458.32
30/06/2023	Rhonda Wilkinson	30/01/2024		System Journal	Revaluation - 30/06/2023 @ \$1.500136 (Custom Firm (Exit)) - 2,353.820000 Units on hand		72.73	3,531.05
						2,353.82	2,948.11	3,531.05
<u>Magellan Financial Group Limited (MFGO.AX)</u>								
01/07/2022	Opening Balance				Opening Balance	26.00		19.11
31/07/2022	SYSTEM	30/07/2022		System Journal	Revaluation - 29/07/2022 @ \$0.840000 (System Price) - 26.000000 Units on hand		(10.92)	8.19
31/08/2022	SYSTEM	30/08/2022		System Journal	Revaluation - 30/08/2022 @ \$0.685000 (System Price) - 26.000000 Units on hand		(4.03)	4.16
31/10/2022	SYSTEM	30/10/2022		System Journal	Revaluation - 28/10/2022 @ \$0.325000 (System Price) - 26.000000 Units on hand		(9.36)	(5.20)
30/11/2022	SYSTEM	29/11/2022		System Journal	Revaluation - 29/11/2022 @ \$0.215000 (System Price) - 26.000000 Units on hand		(2.86)	(8.06)
31/01/2023	SYSTEM	30/01/2023		System Journal	Revaluation - 30/01/2023 @ \$0.270000 (System Price) - 26.000000 Units on hand		1.43	(6.63)
28/02/2023	SYSTEM	27/02/2023		System Journal	Revaluation - 27/02/2023 @ \$0.210000 (System Price) - 26.000000 Units on hand		(1.56)	(8.19)
30/04/2023	SYSTEM	29/04/2023		System Journal	Revaluation - 28/04/2023 @ \$0.205000 (System Price) - 26.000000 Units on hand		13.52	5.33
31/05/2023	SYSTEM	30/05/2023		System Journal	Revaluation - 30/05/2023 @ \$0.185000 (System Price) - 26.000000 Units on hand		(0.52)	4.81
30/06/2023	Rhonda Wilkinson	30/01/2024		System Journal	Revaluation - 30/06/2023 @ \$0.200000 (System) - 26.000000 Units on hand		0.39	5.20

R&B McDougall Superannuation Fund

General Ledger - Audit View

For The Period 01 July 2022 - 30 June 2023

Transaction Date	Transaction Source	Processed Date	Last Modified By	Transaction Type	Description	Units	Amount \$	Balance \$
						26.00	(13.91)	5.20
Fixed Interest Securities (Australian) - Unitised (72450)								
<u>Peet Limited (PPCHB.AX)</u>								
01/07/2022	Opening Balance				Opening Balance	131.00		12,838.00
31/07/2022	SYSTEM	30/07/2022		System Journal	Revaluation - 26/07/2022 @ \$99.701000 (System Price) - 131.000000 Units on hand		(26.07)	12,811.93
31/08/2022	SYSTEM	30/08/2022		System Journal	Revaluation - 29/08/2022 @ \$100.750000 (System Price) - 131.000000 Units on hand		137.42	12,949.35
05/10/2022	bankFeedSaver	07/10/2022		Bank Statement	Corporate Action - Peet Bonds - Series 2 Tranche 1 05/10/2022 [Corporate Action - Peet Bonds - Series 2 Tranche 1 05/10/2022 - 131.0000]	(131.00)	(13,053.00)	(103.65)
05/10/2022	SYSTEM	06/10/2022		System Journal	Unrealised Gain writeback as at 05/10/2022		(145.25)	(248.90)
30/04/2023	SYSTEM	29/04/2023		System Journal	Revaluation - 30/04/2023 @ \$0.000000 - 0.000000 Units on hand		248.90	0.00
						0.00	(12,838.00)	0.00
Managed Investments (Australian) (74700)								
<u>PIMCO Global Credit Fd -Wsale CI (ETL0019AU1)</u>								
01/07/2022	Opening Balance				Opening Balance	80,785.33		70,412.50
31/07/2022	SYSTEM	30/07/2022		System Journal	Revaluation - 28/07/2022 @ \$0.893700 (Exit) - 80,785.333700 Units on hand		(565.50)	69,847.00
31/08/2022	SYSTEM	30/08/2022		System Journal	Revaluation - 29/08/2022 @ \$0.874500 (Exit) - 80,785.333700 Units on hand		(1,551.08)	68,295.92
31/10/2022	SYSTEM	30/10/2022		System Journal	Revaluation - 27/10/2022 @ \$0.825700 (Exit) - 80,785.333700 Units on hand		(3,942.32)	64,353.60
30/11/2022	SYSTEM	29/11/2022		System Journal	Revaluation - 28/11/2022 @ \$0.848100 (Exit) - 80,785.333700 Units on hand		1,809.59	66,163.19
31/01/2023	SYSTEM	30/01/2023		System Journal	Revaluation - 27/01/2023 @ \$0.866900 (Exit) - 80,785.333700 Units on hand		1,518.77	67,681.96
28/02/2023	SYSTEM	27/02/2023		System Journal	Revaluation - 24/02/2023 @ \$0.849200 (Exit) - 80,785.333700 Units on hand		(1,429.90)	66,252.06
30/04/2023	SYSTEM	29/04/2023		System Journal	Revaluation - 27/04/2023 @ \$0.858200 (Exit) - 80,785.333700 Units on hand		3,077.91	69,329.97
31/05/2023	SYSTEM	30/05/2023		System Journal	Revaluation - 29/05/2023 @ \$0.849300 (Exit) - 80,785.333700 Units on hand		(718.99)	68,610.98
30/06/2023	Rhonda Wilkinson	30/01/2024		System Journal	Revaluation - 30/06/2023 @ \$0.853600		347.38	68,958.36

R&B McDougall Superannuation Fund

General Ledger - Audit View

For The Period 01 July 2022 - 30 June 2023

Transaction Date	Transaction Source	Processed Date	Last Modified By	Transaction Type	Description	Units	Amount \$	Balance \$
					(System (Ex-Dist)) - 80,785.333700 Units on hand			
						80,785.33	(1,454.14)	68,958.36
<u>Lennox Australian Small Comp Fd (HOW3590AU)</u>								
01/07/2022					Opening Balance	14,397.12		17,747.33
31/07/2022	SYSTEM	30/07/2022		System Journal	Revaluation - 28/07/2022 @ \$1.332000 (Exit) - 14,397.120600 Units on hand		(1,580.81)	16,166.52
31/08/2022	SYSTEM	30/08/2022		System Journal	Revaluation - 29/08/2022 @ \$1.301800 (Exit) - 14,397.120600 Units on hand		(434.79)	15,731.73
31/10/2022	SYSTEM	30/10/2022		System Journal	Revaluation - 27/10/2022 @ \$1.285300 (Exit) - 14,397.120600 Units on hand		(237.55)	15,494.18
30/11/2022	SYSTEM	29/11/2022		System Journal	Revaluation - 28/11/2022 @ \$1.331700 (Exit) - 14,397.120600 Units on hand		668.03	16,162.21
31/01/2023	SYSTEM	30/01/2023		System Journal	Revaluation - 27/01/2023 @ \$1.384300 (Exit) - 14,397.120600 Units on hand		757.28	16,919.49
28/02/2023	SYSTEM	27/02/2023		System Journal	Revaluation - 24/02/2023 @ \$1.369900 (Exit) - 14,397.120600 Units on hand		(207.31)	16,712.18
30/04/2023	SYSTEM	29/04/2023		System Journal	Revaluation - 27/04/2023 @ \$1.376500 (Exit) - 14,397.120600 Units on hand		3,105.46	19,817.64
31/05/2023	SYSTEM	30/05/2023		System Journal	Revaluation - 29/05/2023 @ \$1.349400 (Exit) - 14,397.120600 Units on hand		(390.17)	19,427.47
30/06/2023	Rhonda Wilkinson	30/01/2024		System Journal	Revaluation - 30/06/2023 @ \$1.299400 (System (Ex-Dist)) - 14,397.120600 Units on hand		(719.85)	18,707.62
						14,397.12	960.29	18,707.62
<u>Shares in Listed Companies (Australian) (77600)</u>								
<u>Amcor Plc (AMC.AX)</u>								
01/07/2022					Opening Balance	1,089.00		19,645.56
31/07/2022	SYSTEM	30/07/2022		System Journal	Revaluation - 29/07/2022 @ \$18.490000 (System Price) - 1,089.000000 Units on hand		(54.45)	19,591.11
31/08/2022	SYSTEM	30/08/2022		System Journal	Revaluation - 30/08/2022 @ \$17.810000 (System Price) - 1,089.000000 Units on hand		(740.52)	18,850.59
31/10/2022	SYSTEM	30/10/2022		System Journal	Revaluation - 28/10/2022 @ \$17.790000 (System Price) - 1,089.000000 Units on hand		(21.78)	18,828.81
30/11/2022	SYSTEM	29/11/2022		System Journal	Revaluation - 29/11/2022 @ \$17.980000		206.91	19,035.72

R&B McDougall Superannuation Fund

General Ledger - Audit View

For The Period 01 July 2022 - 30 June 2023

Transaction Date	Transaction Source	Processed Date	Last Modified By	Transaction Type	Description	Units	Amount \$	Balance \$
					(System Price) - 1,089.000000 Units on hand			
31/01/2023	SYSTEM	30/01/2023		System Journal	Revaluation - 30/01/2023 @ \$16.780000 (System Price) - 1,089.000000 Units on hand		(1,306.80)	17,728.92
28/02/2023	SYSTEM	27/02/2023		System Journal	Revaluation - 27/02/2023 @ \$16.920000 (System Price) - 1,089.000000 Units on hand		152.46	17,881.38
30/04/2023	SYSTEM	29/04/2023		System Journal	Revaluation - 28/04/2023 @ \$16.400000 (System Price) - 1,089.000000 Units on hand		(21.78)	17,859.60
31/05/2023	SYSTEM	30/05/2023		System Journal	Revaluation - 30/05/2023 @ \$15.140000 (System Price) - 1,089.000000 Units on hand		(1,372.14)	16,487.46
30/06/2023	Rhonda Wilkinson	30/01/2024		System Journal	Revaluation - 30/06/2023 @ \$14.860000 (System) - 1,089.000000 Units on hand		(304.92)	16,182.54
						1,089.00	(3,463.02)	16,182.54
<u>Australia And New Zealand Banking Group Limited. (AN3PI.AX)</u>								
04/01/2023	rhondawilko@gmail.com	14/01/2024		Corporate Action	Following the Scheme of Arrangement of Australia and New Zealand Banking Group on 20 Dec 2022, ASX code changes have been applied to its Capital Notes and wholesale debt securities correspondingly	252.00	25,200.00	25,200.00
30/06/2023	Rhonda Wilkinson	30/01/2024		System Journal	Revaluation - 30/06/2023 @ \$101.070000 (System) - 252.000000 Units on hand		269.64	25,469.64
						252.00	25,469.64	25,469.64
<u>Australia And New Zealand Banking Group Limited. (Netwealth Portfolio) (AN3PK.AX1)</u>								
13/03/2023	rhondawilko@gmail.com	30/01/2024	rhondawilko@gmail.com	Bank Statement	Asset Purchase - ANZ Convertible Cap Notes 8 20/09/2032 - Placement	300.00	30,020.00	30,020.00
30/06/2023	Rhonda Wilkinson	30/01/2024		System Journal	Revaluation - 30/06/2023 @ \$98.950000 (System) - 300.000000 Units on hand		(335.00)	29,685.00
						300.00	29,685.00	29,685.00
<u>ANZ Group Holdings Limited (ANZ.AX)</u>								
01/07/2022	Opening Balance				Opening Balance	751.00		16,544.53
31/07/2022	SYSTEM	30/07/2022		System Journal	Revaluation - 29/07/2022 @ \$22.900000 (System Price) - 751.000000 Units on hand		(2,155.37)	14,389.16
24/08/2022	bankFeedSaver	25/08/2022		Bank Statement	Asset Purchase - Australia and New Zealand Banking Group Ltd [Asset Purchase -	50.00	945.00	15,334.16

R&B McDougall Superannuation Fund

General Ledger - Audit View

For The Period 01 July 2022 - 30 June 2023

Transaction Date	Transaction Source	Processed Date	Last Modified By	Transaction Type	Description	Units	Amount \$	Balance \$
31/08/2022	SYSTEM	30/08/2022		System Journal	Australia and New Zealand Banking Group Ltd - 50.0000]			
					Revaluation - 30/08/2022 @ \$22.570000 (System Price) - 801.000000 Units on hand		(64.33)	15,269.83
31/10/2022	SYSTEM	30/10/2022		System Journal	Revaluation - 28/10/2022 @ \$25.210000 (System Price) - 801.000000 Units on hand		2,114.64	17,384.47
30/11/2022	SYSTEM	29/11/2022		System Journal	Revaluation - 29/11/2022 @ \$24.910000 (System Price) - 801.000000 Units on hand		(240.30)	17,144.17
31/01/2023	SYSTEM	30/01/2023		System Journal	Revaluation - 30/01/2023 @ \$25.030000 (System Price) - 801.000000 Units on hand		96.12	17,240.29
28/02/2023	SYSTEM	27/02/2023		System Journal	Revaluation - 27/02/2023 @ \$24.830000 (System Price) - 801.000000 Units on hand		(160.20)	17,080.09
30/04/2023	SYSTEM	29/04/2023		System Journal	Revaluation - 28/04/2023 @ \$24.350000 (System Price) - 801.000000 Units on hand		2,424.26	19,504.35
31/05/2023	SYSTEM	30/05/2023		System Journal	Revaluation - 30/05/2023 @ \$23.410000 (System Price) - 801.000000 Units on hand		(752.94)	18,751.41
30/06/2023	Rhonda Wilkinson	30/01/2024		System Journal	Revaluation - 30/06/2023 @ \$23.710000 (System) - 801.000000 Units on hand		240.30	18,991.71
						801.00	2,447.18	18,991.71
<u>Australia And New Zealand Banking Group Limited (ANZPI.AX)</u>								
01/07/2022	Opening Balance				Opening Balance	252.00		24,887.52
31/07/2022	SYSTEM	30/07/2022		System Journal	Revaluation - 29/07/2022 @ \$100.000000 (System Price) - 252.000000 Units on hand		(302.40)	24,585.12
31/08/2022	SYSTEM	30/08/2022		System Journal	Revaluation - 30/08/2022 @ \$101.250000 (System Price) - 252.000000 Units on hand		315.00	24,900.12
31/10/2022	SYSTEM	30/10/2022		System Journal	Revaluation - 28/10/2022 @ \$100.660000 (System Price) - 252.000000 Units on hand		(148.68)	24,751.44
30/11/2022	SYSTEM	29/11/2022		System Journal	Revaluation - 29/11/2022 @ \$101.980000 (System Price) - 252.000000 Units on hand		332.64	25,084.08
04/01/2023	rhondawilko@gmail.com	14/01/2024		Corporate Action	Following the Scheme of Arrangement of Australia and New Zealand Banking Group on 20 Dec 2022, ASX code changes have been applied to its Capital Notes and wholesale debt securities correspondingly	(252.00)	0.00	25,084.08
04/01/2023	rhondawilko@gmail.com	14/01/2024		Corporate Action	Following the Scheme of Arrangement of Australia and New Zealand Banking Group on 20 Dec 2022, ASX code changes have been applied to its Capital Notes and wholesale debt securities correspondingly	0.00	(25,200.00)	(115.92)
30/06/2023	Rhonda Wilkinson	30/01/2024		System Journal	Revaluation - 30/06/2023 @ \$0.000000		115.92	0.00

R&B McDougall Superannuation Fund

General Ledger - Audit View

For The Period 01 July 2022 - 30 June 2023

Transaction Date	Transaction Source	Processed Date	Last Modified By	Transaction Type	Description	Units	Amount \$	Balance \$
					(Custom Fund) - 0.000000 Units on hand	0.00	(24,887.52)	0.00
<u>Australia And New Zealand Banking Group Limited (ANZR.AX)</u>								
31/07/2022	SYSTEM	30/07/2022		System Journal	Revaluation - 29/07/2022 @ \$3.980000 (System Price) - 50.000000 Units on hand		199.00	199.00
						0.00	199.00	199.00
<u>BHP Group Limited (BHP.AX)</u>								
01/07/2022	Opening Balance				Opening Balance	594.00		24,502.50
31/07/2022	SYSTEM	30/07/2022		System Journal	Revaluation - 29/07/2022 @ \$38.680000 (System Price) - 594.000000 Units on hand		(3,700.62)	20,801.88
31/08/2022	SYSTEM	30/08/2022		System Journal	Revaluation - 30/08/2022 @ \$41.750000 (System Price) - 594.000000 Units on hand		1,823.58	22,625.46
31/10/2022	SYSTEM	30/10/2022		System Journal	Revaluation - 28/10/2022 @ \$37.480000 (System Price) - 594.000000 Units on hand		(2,536.38)	20,089.08
30/11/2022	SYSTEM	29/11/2022		System Journal	Revaluation - 29/11/2022 @ \$44.820000 (System Price) - 594.000000 Units on hand		4,359.96	24,449.04
31/01/2023	SYSTEM	30/01/2023		System Journal	Revaluation - 30/01/2023 @ \$49.230000 (System Price) - 594.000000 Units on hand		2,619.54	27,068.58
28/02/2023	SYSTEM	27/02/2023		System Journal	Revaluation - 27/02/2023 @ \$44.550000 (System Price) - 594.000000 Units on hand		(2,779.92)	24,288.66
30/04/2023	SYSTEM	29/04/2023		System Journal	Revaluation - 28/04/2023 @ \$44.400000 (System Price) - 594.000000 Units on hand		2,084.94	26,373.60
31/05/2023	SYSTEM	30/05/2023		System Journal	Revaluation - 30/05/2023 @ \$43.490000 (System Price) - 594.000000 Units on hand		(540.54)	25,833.06
30/06/2023	Rhonda Wilkinson	30/01/2024		System Journal	Revaluation - 30/06/2023 @ \$44.990000 (System Price) - 594.000000 Units on hand		891.00	26,724.06
						594.00	2,221.56	26,724.06
<u>Brambles Limited (BXB.AX)</u>								
01/07/2022	Opening Balance				Opening Balance	1,289.00		13,805.19
31/07/2022	SYSTEM	30/07/2022		System Journal	Revaluation - 29/07/2022 @ \$11.450000 (System Price) - 1,289.000000 Units on hand		528.49	14,333.68
31/08/2022	SYSTEM	30/08/2022		System Journal	Revaluation - 30/08/2022 @ \$12.510000 (System Price) - 1,289.000000 Units on hand		1,366.34	15,700.02
31/10/2022	SYSTEM	30/10/2022		System Journal	Revaluation - 28/10/2022 @ \$11.380000 (System Price) - 1,289.000000 Units on		(1,456.57)	14,243.45

R&B McDougall Superannuation Fund
General Ledger - Audit View

For The Period 01 July 2022 - 30 June 2023

Transaction Date	Transaction Source	Processed Date	Last Modified By	Transaction Type	Description	Units	Amount \$	Balance \$
					hand			
30/11/2022	SYSTEM	29/11/2022		System Journal	Revaluation - 29/11/2022 @ \$12.020000 (System Price) - 1,289.000000 Units on hand		824.96	15,068.41
28/02/2023	SYSTEM	27/02/2023		System Journal	Revaluation - 27/02/2023 @ \$12.860000 (System Price) - 1,289.000000 Units on hand		1,082.76	16,151.17
30/04/2023	SYSTEM	29/04/2023		System Journal	Revaluation - 28/04/2023 @ \$14.250000 (System Price) - 1,289.000000 Units on hand		2,217.08	18,368.25
31/05/2023	SYSTEM	30/05/2023		System Journal	Revaluation - 30/05/2023 @ \$13.990000 (System Price) - 1,289.000000 Units on hand		(335.14)	18,033.11
30/06/2023	Rhonda Wilkinson	30/01/2024		System Journal	Revaluation - 30/06/2023 @ \$14.410000 (System) - 1,289.000000 Units on hand		541.38	18,574.49
						1,289.00	4,769.30	18,574.49
<u>Commonwealth Bank Of Australia. (CBA.AX)</u>								
01/07/2022	Opening Balance				Opening Balance	188.00		16,991.44
31/07/2022	SYSTEM	30/07/2022		System Journal	Revaluation - 29/07/2022 @ \$100.770000 (System Price) - 188.000000 Units on hand		(1,088.52)	15,902.92
31/08/2022	SYSTEM	30/08/2022		System Journal	Revaluation - 30/08/2022 @ \$96.550000 (System Price) - 188.000000 Units on hand		(793.36)	15,109.56
31/10/2022	SYSTEM	30/10/2022		System Journal	Revaluation - 28/10/2022 @ \$103.220000 (System Price) - 188.000000 Units on hand		1,253.96	16,363.52
30/11/2022	SYSTEM	29/11/2022		System Journal	Revaluation - 29/11/2022 @ \$108.090000 (System Price) - 188.000000 Units on hand		915.56	17,279.08
31/01/2023	SYSTEM	30/01/2023		System Journal	Revaluation - 30/01/2023 @ \$109.760000 (System Price) - 188.000000 Units on hand		313.96	17,593.04
28/02/2023	SYSTEM	27/02/2023		System Journal	Revaluation - 27/02/2023 @ \$101.390000 (System Price) - 188.000000 Units on hand		(1,573.56)	16,019.48
30/04/2023	SYSTEM	29/04/2023		System Journal	Revaluation - 28/04/2023 @ \$99.360000 (System Price) - 188.000000 Units on hand		2,660.20	18,679.68
31/05/2023	SYSTEM	30/05/2023		System Journal	Revaluation - 30/05/2023 @ \$99.180000 (System Price) - 188.000000 Units on hand		(33.84)	18,645.84
30/06/2023	Rhonda Wilkinson	30/01/2024		System Journal	Revaluation - 30/06/2023 @ \$100.270000 (System) - 188.000000 Units on hand		204.92	18,850.76
						188.00	1,859.32	18,850.76
<u>Commonwealth Bank Of Australia. (CBAPD.AX1)</u>								

R&B McDougall Superannuation Fund

General Ledger - Audit View

For The Period 01 July 2022 - 30 June 2023

Transaction Date	Transaction Source	Processed Date	Last Modified By	Transaction Type	Description	Units	Amount \$	Balance \$
01/07/2022	Opening Balance				Opening Balance	296.00		29,588.16
31/07/2022	SYSTEM	30/07/2022		System Journal	Revaluation - 29/07/2022 @ \$100.470000 (System Price) - 296.000000 Units on hand		(189.44)	29,398.72
31/08/2022	SYSTEM	30/08/2022		System Journal	Revaluation - 30/08/2022 @ \$101.440000 (System Price) - 296.000000 Units on hand		287.12	29,685.84
31/10/2022	SYSTEM	30/10/2022		System Journal	Revaluation - 28/10/2022 @ \$100.350000 (System Price) - 296.000000 Units on hand		(322.64)	29,363.20
15/11/2022	bankFeedSaver	16/11/2022		Bank Statement	Corporate Action - CBA PERLS VII Capital Notes 15/12/2024 [Corporate Action - CBA PERLS VII Capital Notes 15/12/2024 - 296.0000]	(296.00)	(29,855.08)	(491.88)
15/11/2022	SYSTEM	15/11/2022		System Journal	Unrealised Gain writeback as at 15/11/2022		151.48	(340.40)
30/04/2023	SYSTEM	29/04/2023		System Journal	Revaluation - 30/04/2023 @ \$0.000000 - 0.000000 Units on hand		340.40	0.00
						0.00	(29,588.16)	0.00
<u>Commonwealth Bank Of Australia. (CBAPK.AX)</u>								
01/07/2022	Opening Balance				Opening Balance	289.00		27,744.00
28/02/2023	SYSTEM	27/02/2023		System Journal	Revaluation - 30/06/2022 @ \$96.000000 (Exit) - 289.000000 Units on hand		(1,156.00)	26,588.00
30/04/2023	SYSTEM	29/04/2023		System Journal	Revaluation - 28/04/2023 @ \$101.200000 (System Price) - 289.000000 Units on hand		2,658.80	29,246.80
31/05/2023	SYSTEM	30/05/2023		System Journal	Revaluation - 30/05/2023 @ \$99.400000 (System Price) - 289.000000 Units on hand		(520.20)	28,726.60
30/06/2023	Rhonda Wilkinson	30/01/2024		System Journal	Revaluation - 30/06/2023 @ \$99.190000 (System) - 289.000000 Units on hand		(60.69)	28,665.91
						289.00	921.91	28,665.91
<u>Commonwealth Bank Of Australia. (CBAPL.AX)</u>								
15/11/2022	rhondawilko@gmail.com	30/01/2024	rhondawilko@gmail.com	Bank Statement	Corporate Action - CBA PERLS XV Capital Notes 16/06/2031 [Corporate Action - CBA PERLS XV Capital Notes 16/06/2031 - 296.0000]	296.00	29,600.00	29,600.00
30/06/2023	Rhonda Wilkinson	30/01/2024		System Journal	Revaluation - 30/06/2023 @ \$100.490000 (System) - 296.000000 Units on hand		145.04	29,745.04
						296.00	29,745.04	29,745.04
<u>Cochlear Limited (COH.AX)</u>								
01/07/2022	Opening Balance				Opening Balance	67.00		13,312.90

R&B McDougall Superannuation Fund
General Ledger - Audit View

For The Period 01 July 2022 - 30 June 2023

Transaction Date	Transaction Source	Processed Date	Last Modified By	Transaction Type	Description	Units	Amount \$	Balance \$
31/07/2022	SYSTEM	30/07/2022		System Journal	Revaluation - 29/07/2022 @ \$214.230000 (System Price) - 67.000000 Units on hand		(706.18)	12,606.72
31/08/2022	SYSTEM	30/08/2022		System Journal	Revaluation - 30/08/2022 @ \$211.780000 (System Price) - 67.000000 Units on hand		(164.15)	12,442.57
31/10/2022	SYSTEM	30/10/2022		System Journal	Revaluation - 28/10/2022 @ \$197.080000 (System Price) - 67.000000 Units on hand		(984.90)	11,457.67
30/11/2022	SYSTEM	29/11/2022		System Journal	Revaluation - 29/11/2022 @ \$211.420000 (System Price) - 67.000000 Units on hand		960.78	12,418.45
31/01/2023	SYSTEM	30/01/2023		System Journal	Revaluation - 30/01/2023 @ \$208.770000 (System Price) - 67.000000 Units on hand		(177.55)	12,240.90
28/02/2023	SYSTEM	27/02/2023		System Journal	Revaluation - 27/02/2023 @ \$226.780000 (System Price) - 67.000000 Units on hand		1,206.67	13,447.57
30/04/2023	SYSTEM	29/04/2023		System Journal	Revaluation - 28/04/2023 @ \$246.640000 (System Price) - 67.000000 Units on hand		3,077.31	16,524.88
31/05/2023	SYSTEM	30/05/2023		System Journal	Revaluation - 30/05/2023 @ \$244.950000 (System Price) - 67.000000 Units on hand		(113.23)	16,411.65
30/06/2023	Rhonda Wilkinson	30/01/2024		System Journal	Revaluation - 30/06/2023 @ \$229.070000 (System) - 67.000000 Units on hand		(1,063.96)	15,347.69
						67.00	2,034.79	15,347.69
<u>Coles Group Limited. (COL.AX)</u>								
01/07/2022	Opening Balance				Opening Balance	904.00		16,100.24
31/07/2022	SYSTEM	30/07/2022		System Journal	Revaluation - 29/07/2022 @ \$18.750000 (System Price) - 904.000000 Units on hand		1,030.56	17,130.80
31/08/2022	SYSTEM	30/08/2022		System Journal	Revaluation - 30/08/2022 @ \$17.400000 (System Price) - 904.000000 Units on hand		(1,220.40)	15,910.40
31/10/2022	SYSTEM	30/10/2022		System Journal	Revaluation - 28/10/2022 @ \$16.270000 (System Price) - 904.000000 Units on hand		(1,021.52)	14,888.88
30/11/2022	SYSTEM	29/11/2022		System Journal	Revaluation - 29/11/2022 @ \$17.060000 (System Price) - 904.000000 Units on hand		714.16	15,603.04
31/01/2023	SYSTEM	30/01/2023		System Journal	Revaluation - 30/01/2023 @ \$17.350000 (System Price) - 904.000000 Units on hand		262.16	15,865.20
28/02/2023	SYSTEM	27/02/2023		System Journal	Revaluation - 27/02/2023 @ \$18.050000 (System Price) - 904.000000 Units on hand		632.80	16,498.00
30/04/2023	SYSTEM	29/04/2023		System Journal	Revaluation - 28/04/2023 @ \$18.200000 (System Price) - 904.000000 Units on hand		(45.20)	16,452.80
31/05/2023	SYSTEM	30/05/2023		System Journal	Revaluation - 30/05/2023 @ \$18.210000 (System Price) - 904.000000 Units on hand		9.04	16,461.84
30/06/2023	Rhonda Wilkinson	30/01/2024		System Journal	Revaluation - 30/06/2023 @ \$18.420000 (System) - 904.000000 Units on hand		189.84	16,651.68

R&B McDougall Superannuation Fund
General Ledger - Audit View

For The Period 01 July 2022 - 30 June 2023

Transaction Date	Transaction Source	Processed Date	Last Modified By	Transaction Type	Description	Units	Amount \$	Balance \$
						904.00	551.44	16,651.68
<u>CSL Limited (CSL.AX)</u>								
01/07/2022	Opening Balance				Opening Balance	125.00		33,632.50
31/07/2022	SYSTEM	30/07/2022		System Journal	Revaluation - 29/07/2022 @ \$289.840000 (System Price) - 125.000000 Units on hand		1,980.00	35,612.50
31/08/2022	SYSTEM	30/08/2022		System Journal	Revaluation - 30/08/2022 @ \$293.900000 (System Price) - 125.000000 Units on hand		507.50	36,120.00
31/10/2022	SYSTEM	30/10/2022		System Journal	Revaluation - 28/10/2022 @ \$274.250000 (System Price) - 125.000000 Units on hand		(2,456.25)	33,663.75
30/11/2022	SYSTEM	29/11/2022		System Journal	Revaluation - 29/11/2022 @ \$302.580000 (System Price) - 125.000000 Units on hand		3,541.25	37,205.00
31/01/2023	SYSTEM	30/01/2023		System Journal	Revaluation - 30/01/2023 @ \$293.000000 (System Price) - 125.000000 Units on hand		(1,197.50)	36,007.50
28/02/2023	SYSTEM	27/02/2023		System Journal	Revaluation - 27/02/2023 @ \$297.790000 (System Price) - 125.000000 Units on hand		598.75	36,606.25
30/04/2023	SYSTEM	29/04/2023		System Journal	Revaluation - 28/04/2023 @ \$300.580000 (System Price) - 125.000000 Units on hand		966.25	37,572.50
31/05/2023	SYSTEM	30/05/2023		System Journal	Revaluation - 30/05/2023 @ \$308.240000 (System Price) - 125.000000 Units on hand		957.50	38,530.00
30/06/2023	Rhonda Wilkinson	30/01/2024		System Journal	Revaluation - 30/06/2023 @ \$277.380000 (System) - 125.000000 Units on hand		(3,857.50)	34,672.50
						125.00	1,040.00	34,672.50
<u>Insurance Australia Group Limited (IAGPD.AX)</u>								
01/07/2022	Opening Balance				Opening Balance	290.00		29,580.00
31/07/2022	SYSTEM	30/07/2022		System Journal	Revaluation - 29/07/2022 @ \$102.250000 (System Price) - 290.000000 Units on hand		(423.40)	29,156.60
31/08/2022	SYSTEM	30/08/2022		System Journal	Revaluation - 30/08/2022 @ \$102.600000 (System Price) - 290.000000 Units on hand		101.50	29,258.10
31/10/2022	SYSTEM	30/10/2022		System Journal	Revaluation - 28/10/2022 @ \$102.770000 (System Price) - 290.000000 Units on hand		49.30	29,307.40
30/11/2022	SYSTEM	29/11/2022		System Journal	Revaluation - 29/11/2022 @ \$102.550000 (System Price) - 290.000000 Units on hand		(63.80)	29,243.60
22/12/2022	bankFeedSaver	23/12/2022		Bank Statement	Corporate Action - IAG Capital Notes 16/06/2025 [Corporate Action - IAG Capital Notes 16/06/2025 - 290.0000]	(290.00)	(30,409.20)	(1,165.60)
22/12/2022	SYSTEM	22/12/2022		System Journal	Unrealised Gain writeback as at 22/12/2022		669.70	(495.90)
30/04/2023	SYSTEM	29/04/2023		System Journal	Revaluation - 30/04/2023 @ \$0.000000 - 0.000000 Units on hand		495.90	0.00

R&B McDougall Superannuation Fund

General Ledger - Audit View

For The Period 01 July 2022 - 30 June 2023

Transaction Date	Transaction Source	Processed Date	Last Modified By	Transaction Type	Description	Units	Amount \$	Balance \$
						0.00	(29,580.00)	0.00
<u>Insurance Australia Group Limited (IAGPE.AX)</u>								
22/12/2022	rhondawilko@gmail.com	30/01/2024	rhondawilko@gmail.com	Bank Statement	Corporate Action - IAG Capital Notes 2 15/03/2032 [Corporate Action - IAG Capital Notes 2 15/03/2032 - 290.0000]	290.00	29,000.00	29,000.00
30/06/2023	Rhonda Wilkinson	30/01/2024		System Journal	Revaluation - 30/06/2023 @ \$101.200000 (System) - 290.000000 Units on hand		348.00	29,348.00
						290.00	29,348.00	29,348.00
<u>Macquarie Bank Limited (Netwealth Portfolio) (MBLPC.AX)</u>								
01/07/2022	Opening Balance				Opening Balance	267.00		27,832.08
31/07/2022	SYSTEM	30/07/2022		System Journal	Revaluation - 29/07/2022 @ \$107.240000 (System Price) - 267.000000 Units on hand		157.53	27,989.61
31/08/2022	SYSTEM	30/08/2022		System Journal	Revaluation - 30/08/2022 @ \$107.369000 (System Price) - 267.000000 Units on hand		34.44	28,024.05
31/10/2022	SYSTEM	30/10/2022		System Journal	Revaluation - 28/10/2022 @ \$106.400000 (System Price) - 267.000000 Units on hand		(258.72)	27,765.33
30/11/2022	SYSTEM	29/11/2022		System Journal	Revaluation - 29/11/2022 @ \$107.500000 (System Price) - 267.000000 Units on hand		293.70	28,059.03
31/01/2023	SYSTEM	30/01/2023		System Journal	Revaluation - 30/01/2023 @ \$107.370000 (System Price) - 267.000000 Units on hand		(34.71)	28,024.32
28/02/2023	SYSTEM	27/02/2023		System Journal	Revaluation - 27/02/2023 @ \$107.240000 (System Price) - 267.000000 Units on hand		(34.71)	27,989.61
30/04/2023	SYSTEM	29/04/2023		System Journal	Revaluation - 28/04/2023 @ \$105.700000 (System Price) - 267.000000 Units on hand		232.29	28,221.90
31/05/2023	SYSTEM	30/05/2023		System Journal	Revaluation - 30/05/2023 @ \$105.640000 (System Price) - 267.000000 Units on hand		(16.02)	28,205.88
30/06/2023	Rhonda Wilkinson	30/01/2024		System Journal	Revaluation - 30/06/2023 @ \$105.510000 (System) - 267.000000 Units on hand		(34.71)	28,171.17
						267.00	339.09	28,171.17
<u>Macquarie Bank Limited (MBLPD.AX)</u>								
01/07/2022	Opening Balance				Opening Balance	300.00		29,145.00
31/07/2022	SYSTEM	30/07/2022		System Journal	Revaluation - 29/07/2022 @ \$99.350000 (System Price) - 300.000000 Units on hand		(315.00)	28,830.00
31/08/2022	SYSTEM	30/08/2022		System Journal	Revaluation - 30/08/2022 @ \$99.580000 (System Price) - 300.000000 Units on hand		69.00	28,899.00
31/10/2022	SYSTEM	30/10/2022		System Journal	Revaluation - 28/10/2022 @ \$100.000000 (System Price) - 300.000000 Units on hand		126.00	29,025.00

R&B McDougall Superannuation Fund
General Ledger - Audit View

For The Period 01 July 2022 - 30 June 2023

Transaction Date	Transaction Source	Processed Date	Last Modified By	Transaction Type	Description	Units	Amount \$	Balance \$
31/01/2023	SYSTEM	30/01/2023		System Journal	Revaluation - 30/01/2023 @ \$103.091000 (System Price) - 300.000000 Units on hand		927.30	29,952.30
28/02/2023	SYSTEM	27/02/2023		System Journal	Revaluation - 27/02/2023 @ \$101.440000 (System Price) - 300.000000 Units on hand		(495.30)	29,457.00
30/04/2023	SYSTEM	29/04/2023		System Journal	Revaluation - 28/04/2023 @ \$102.000000 (System Price) - 300.000000 Units on hand		1,143.00	30,600.00
31/05/2023	SYSTEM	30/05/2023		System Journal	Revaluation - 30/05/2023 @ \$99.200000 (System Price) - 300.000000 Units on hand		(840.00)	29,760.00
30/06/2023	Rhonda Wilkinson	30/01/2024		System Journal	Revaluation - 30/06/2023 @ \$99.800000 (System) - 300.000000 Units on hand		180.00	29,940.00
						300.00	795.00	29,940.00
<u>Magellan Financial Group Limited (MFG.AX)</u>								
01/07/2022	Opening Balance				Opening Balance	212.00		2,739.04
31/07/2022	SYSTEM	30/07/2022		System Journal	Revaluation - 29/07/2022 @ \$14.580000 (System Price) - 212.000000 Units on hand		(330.72)	2,408.32
31/08/2022	SYSTEM	30/08/2022		System Journal	Revaluation - 30/08/2022 @ \$12.550000 (System Price) - 212.000000 Units on hand		(430.36)	1,977.96
31/10/2022	SYSTEM	30/10/2022		System Journal	Revaluation - 28/10/2022 @ \$9.640000 (System Price) - 212.000000 Units on hand		(616.92)	1,361.04
30/11/2022	SYSTEM	29/11/2022		System Journal	Revaluation - 29/11/2022 @ \$9.670000 (System Price) - 212.000000 Units on hand		6.36	1,367.40
31/01/2023	SYSTEM	30/01/2023		System Journal	Revaluation - 30/01/2023 @ \$9.210000 (System Price) - 212.000000 Units on hand		(97.52)	1,269.88
28/02/2023	SYSTEM	27/02/2023		System Journal	Revaluation - 27/02/2023 @ \$8.550000 (System Price) - 212.000000 Units on hand		(139.92)	1,129.96
30/04/2023	SYSTEM	29/04/2023		System Journal	Revaluation - 28/04/2023 @ \$8.120000 (System Price) - 212.000000 Units on hand		591.48	1,721.44
31/05/2023	SYSTEM	30/05/2023		System Journal	Revaluation - 30/05/2023 @ \$8.000000 (System Price) - 212.000000 Units on hand		(25.44)	1,696.00
30/06/2023	Rhonda Wilkinson	30/01/2024		System Journal	Revaluation - 30/06/2023 @ \$9.490000 (System) - 212.000000 Units on hand		315.88	2,011.88
						212.00	(727.16)	2,011.88
<u>Macquarie Group Limited (MQG.AX)</u>								
01/07/2022	Opening Balance				Opening Balance	300.00		49,353.00
31/07/2022	SYSTEM	30/07/2022		System Journal	Revaluation - 29/07/2022 @ \$181.130000 (System Price) - 300.000000 Units on hand		(2,097.00)	47,256.00
31/08/2022	SYSTEM	30/08/2022		System Journal	Revaluation - 30/08/2022 @ \$175.170000 (System Price) - 300.000000 Units on hand		(1,788.00)	45,468.00

R&B McDougall Superannuation Fund

General Ledger - Audit View

For The Period 01 July 2022 - 30 June 2023

Transaction Date	Transaction Source	Processed Date	Last Modified By	Transaction Type	Description	Units	Amount \$	Balance \$
31/10/2022	SYSTEM	30/10/2022		System Journal	Revaluation - 28/10/2022 @ \$166.500000 (System Price) - 300.000000 Units on hand		(2,601.00)	42,867.00
30/11/2022	SYSTEM	29/11/2022		System Journal	Revaluation - 29/11/2022 @ \$178.000000 (System Price) - 300.000000 Units on hand		3,450.00	46,317.00
31/01/2023	SYSTEM	30/01/2023		System Journal	Revaluation - 30/01/2023 @ \$186.970000 (System Price) - 300.000000 Units on hand		2,691.00	49,008.00
28/02/2023	SYSTEM	27/02/2023		System Journal	Revaluation - 27/02/2023 @ \$188.450000 (System Price) - 300.000000 Units on hand		444.00	49,452.00
30/04/2023	SYSTEM	29/04/2023		System Journal	Revaluation - 28/04/2023 @ \$182.600000 (System Price) - 300.000000 Units on hand		5,328.00	54,780.00
31/05/2023	SYSTEM	30/05/2023		System Journal	Revaluation - 30/05/2023 @ \$175.100000 (System Price) - 300.000000 Units on hand		(2,250.00)	52,530.00
30/06/2023	Rhonda Wilkinson	30/01/2024		System Journal	Revaluation - 30/06/2023 @ \$177.620000 (System) - 300.000000 Units on hand		756.00	53,286.00
						300.00	3,933.00	53,286.00
<u>Macquarie Group Limited (MQGPD.AX)</u>								
01/07/2022	Opening Balance				Opening Balance	277.00		28,569.78
31/07/2022	SYSTEM	30/07/2022		System Journal	Revaluation - 29/07/2022 @ \$106.867000 (System Price) - 277.000000 Units on hand		392.51	28,962.29
31/08/2022	SYSTEM	30/08/2022		System Journal	Revaluation - 30/08/2022 @ \$105.030000 (System Price) - 277.000000 Units on hand		(508.85)	28,453.44
31/10/2022	SYSTEM	30/10/2022		System Journal	Revaluation - 28/10/2022 @ \$104.020000 (System Price) - 277.000000 Units on hand		(279.77)	28,173.67
30/11/2022	SYSTEM	29/11/2022		System Journal	Revaluation - 29/11/2022 @ \$107.520000 (System Price) - 277.000000 Units on hand		969.50	29,143.17
31/01/2023	SYSTEM	30/01/2023		System Journal	Revaluation - 30/01/2023 @ \$106.770000 (System Price) - 277.000000 Units on hand		(207.75)	28,935.42
28/02/2023	SYSTEM	27/02/2023		System Journal	Revaluation - 27/02/2023 @ \$107.000000 (System Price) - 277.000000 Units on hand		63.71	28,999.13
30/04/2023	SYSTEM	29/04/2023		System Journal	Revaluation - 28/04/2023 @ \$104.500000 (System Price) - 277.000000 Units on hand		(52.63)	28,946.50
31/05/2023	SYSTEM	30/05/2023		System Journal	Revaluation - 30/05/2023 @ \$105.000000 (System Price) - 277.000000 Units on hand		138.50	29,085.00
30/06/2023	Rhonda Wilkinson	30/01/2024		System Journal	Revaluation - 30/06/2023 @ \$104.950000 (System) - 277.000000 Units on hand		(13.85)	29,071.15
						277.00	501.37	29,071.15
<u>Macquarie Group Limited (MQGPF.AX)</u>								
12/07/2022	rhondawilko@gmail.com	30/01/2024	rhondawilko@gmail.com	Bank Statement	Asset Purchase - Macquarie Group Ltd - Placement [Asset Purchase - Macquarie	200.00	20,020.00	20,020.00

R&B McDougall Superannuation Fund
General Ledger - Audit View

For The Period 01 July 2022 - 30 June 2023

Transaction Date	Transaction Source	Processed Date	Last Modified By	Transaction Type	Description	Units	Amount \$	Balance \$
30/06/2023	Rhonda Wilkinson	30/01/2024		System Journal	Group Ltd - Placement - 200.0000] Revaluation - 30/06/2023 @ \$103.840000 (System) - 200.000000 Units on hand		748.00	20,768.00
						200.00	20,768.00	20,768.00
<u>National Australia Bank Limited (NABPF.AX)</u>								
01/07/2022	Opening Balance				Opening Balance	271.00		28,024.11
31/07/2022	SYSTEM	30/07/2022		System Journal	Revaluation - 29/07/2022 @ \$104.800000 (System Price) - 271.000000 Units on hand		(325.20)	27,698.91
31/08/2022	SYSTEM	30/08/2022		System Journal	Revaluation - 30/08/2022 @ \$105.260000 (System Price) - 271.000000 Units on hand		124.66	27,823.57
31/10/2022	SYSTEM	30/10/2022		System Journal	Revaluation - 28/10/2022 @ \$104.000000 (System Price) - 271.000000 Units on hand		(341.46)	27,482.11
30/11/2022	SYSTEM	29/11/2022		System Journal	Revaluation - 29/11/2022 @ \$105.499000 (System Price) - 271.000000 Units on hand		406.23	27,888.34
31/01/2023	SYSTEM	30/01/2023		System Journal	Revaluation - 30/01/2023 @ \$106.550000 (System Price) - 271.000000 Units on hand		284.82	28,173.16
28/02/2023	SYSTEM	27/02/2023		System Journal	Revaluation - 27/02/2023 @ \$106.000000 (System Price) - 271.000000 Units on hand		(149.05)	28,024.11
30/04/2023	SYSTEM	29/04/2023		System Journal	Revaluation - 28/04/2023 @ \$105.470000 (System Price) - 271.000000 Units on hand		558.26	28,582.37
31/05/2023	SYSTEM	30/05/2023		System Journal	Revaluation - 30/05/2023 @ \$104.090000 (System Price) - 271.000000 Units on hand		(373.98)	28,208.39
30/06/2023	Rhonda Wilkinson	30/01/2024		System Journal	Revaluation - 30/06/2023 @ \$103.948000 (System) - 271.000000 Units on hand		(38.48)	28,169.91
						271.00	145.80	28,169.91
<u>Newcrest Mining Limited (NCM.AX)</u>								
01/07/2022	Opening Balance				Opening Balance	587.00		12,262.43
31/07/2022	SYSTEM	30/07/2022		System Journal	Revaluation - 29/07/2022 @ \$19.300000 (System Price) - 587.000000 Units on hand		(3,351.77)	8,910.66
31/08/2022	SYSTEM	30/08/2022		System Journal	Revaluation - 30/08/2022 @ \$17.640000 (System Price) - 587.000000 Units on hand		(974.42)	7,936.24
31/10/2022	SYSTEM	30/10/2022		System Journal	Revaluation - 28/10/2022 @ \$17.810000 (System Price) - 587.000000 Units on hand		99.79	8,036.03
30/11/2022	SYSTEM	29/11/2022		System Journal	Revaluation - 29/11/2022 @ \$19.630000 (System Price) - 587.000000 Units on hand		1,068.34	9,104.37
31/01/2023	SYSTEM	30/01/2023		System Journal	Revaluation - 30/01/2023 @ \$22.570000 (System Price) - 587.000000 Units on hand		1,725.78	10,830.15
30/04/2023	SYSTEM	29/04/2023		System Journal	Revaluation - 28/04/2023 @ \$28.920000		6,145.89	16,976.04

R&B McDougall Superannuation Fund

General Ledger - Audit View

For The Period 01 July 2022 - 30 June 2023

Transaction Date	Transaction Source	Processed Date	Last Modified By	Transaction Type	Description	Units	Amount \$	Balance \$
					(System Price) - 587.000000 Units on hand			
31/05/2023	SYSTEM	30/05/2023		System Journal	Revaluation - 30/05/2023 @ \$25.690000 (System Price) - 587.000000 Units on hand		(1,896.01)	15,080.03
30/06/2023	Rhonda Wilkinson	30/01/2024		System Journal	Revaluation - 30/06/2023 @ \$26.420000 (System Price) - 587.000000 Units on hand		428.51	15,508.54
						587.00	3,246.11	15,508.54
<u>Nextdc Limited (NXT.AX)</u>								
01/07/2022	Opening Balance				Opening Balance	821.00		8,735.44
31/07/2022	SYSTEM	30/07/2022		System Journal	Revaluation - 29/07/2022 @ \$11.780000 (System Price) - 821.000000 Units on hand		443.34	9,178.78
31/08/2022	SYSTEM	30/08/2022		System Journal	Revaluation - 30/08/2022 @ \$10.250000 (System Price) - 821.000000 Units on hand		(1,256.13)	7,922.65
31/10/2022	SYSTEM	30/10/2022		System Journal	Revaluation - 28/10/2022 @ \$8.770000 (System Price) - 821.000000 Units on hand		(1,215.08)	6,707.57
30/11/2022	SYSTEM	29/11/2022		System Journal	Revaluation - 29/11/2022 @ \$9.900000 (System Price) - 821.000000 Units on hand		927.73	7,635.30
31/01/2023	SYSTEM	30/01/2023		System Journal	Revaluation - 30/01/2023 @ \$9.950000 (System Price) - 821.000000 Units on hand		41.05	7,676.35
28/02/2023	SYSTEM	27/02/2023		System Journal	Revaluation - 27/02/2023 @ \$10.030000 (System Price) - 821.000000 Units on hand		65.68	7,742.03
30/04/2023	SYSTEM	29/04/2023		System Journal	Revaluation - 28/04/2023 @ \$11.480000 (System Price) - 821.000000 Units on hand		1,683.05	9,425.08
31/05/2023	SYSTEM	30/05/2023		System Journal	Revaluation - 30/05/2023 @ \$12.840000 (System Price) - 821.000000 Units on hand		1,116.56	10,541.64
07/06/2023	bankFeedSaver	08/06/2023		Bank Statement	Asset Purchase - NEXTDC Limited [Asset Purchase - NEXTDC Limited - 103.0000]	103.00	1,112.40	11,654.04
30/06/2023	Rhonda Wilkinson	30/01/2024		System Journal	Revaluation - 30/06/2023 @ \$12.580000 (System Price) - 924.000000 Units on hand		(30.12)	11,623.92
						924.00	2,888.48	11,623.92
<u>Origin Energy Limited (ORG.AX)</u>								
01/07/2022	Opening Balance				Opening Balance	2,673.00		15,316.29
31/07/2022	SYSTEM	30/07/2022		System Journal	Revaluation - 29/07/2022 @ \$5.940000 (System Price) - 2,673.000000 Units on hand		(2,352.24)	12,964.05
31/08/2022	SYSTEM	30/08/2022		System Journal	Revaluation - 30/08/2022 @ \$6.390000 (System Price) - 2,673.000000 Units on hand		1,202.85	14,166.90
31/10/2022	SYSTEM	30/10/2022		System Journal	Revaluation - 28/10/2022 @ \$5.410000		(2,619.54)	11,547.36

R&B McDougall Superannuation Fund

General Ledger - Audit View

For The Period 01 July 2022 - 30 June 2023

Transaction Date	Transaction Source	Processed Date	Last Modified By	Transaction Type	Description	Units	Amount \$	Balance \$
					(System Price) - 2,673.000000 Units on hand			
30/11/2022	SYSTEM	29/11/2022		System Journal	Revaluation - 29/11/2022 @ \$7.970000 (System Price) - 2,673.000000 Units on hand		6,842.88	18,390.24
31/01/2023	SYSTEM	30/01/2023		System Journal	Revaluation - 30/01/2023 @ \$7.460000 (System Price) - 2,673.000000 Units on hand		(1,363.23)	17,027.01
28/02/2023	SYSTEM	27/02/2023		System Journal	Revaluation - 27/02/2023 @ \$8.150000 (System Price) - 2,673.000000 Units on hand		1,844.37	18,871.38
30/04/2023	SYSTEM	29/04/2023		System Journal	Revaluation - 28/04/2023 @ \$8.340000 (System Price) - 2,673.000000 Units on hand		3,421.44	22,292.82
31/05/2023	SYSTEM	30/05/2023		System Journal	Revaluation - 30/05/2023 @ \$8.370000 (System Price) - 2,673.000000 Units on hand		80.19	22,373.01
30/06/2023	Rhonda Wilkinson	30/01/2024		System Journal	Revaluation - 30/06/2023 @ \$8.410000 (System) - 2,673.000000 Units on hand		106.92	22,479.93
						2,673.00	7,163.64	22,479.93
<u>Ramsay Health Care Limited (RHCPA.AX)</u>								
01/07/2022	Opening Balance				Opening Balance	284.00		28,300.60
31/07/2022	SYSTEM	30/07/2022		System Journal	Revaluation - 29/07/2022 @ \$102.300000 (System Price) - 284.000000 Units on hand		525.40	28,826.00
31/08/2022	SYSTEM	30/08/2022		System Journal	Revaluation - 30/08/2022 @ \$102.850000 (System Price) - 284.000000 Units on hand		156.20	28,982.20
31/10/2022	SYSTEM	30/10/2022		System Journal	Revaluation - 28/10/2022 @ \$103.200000 (System Price) - 284.000000 Units on hand		99.40	29,081.60
30/11/2022	SYSTEM	29/11/2022		System Journal	Revaluation - 29/11/2022 @ \$103.900000 (System Price) - 284.000000 Units on hand		198.80	29,280.40
31/01/2023	SYSTEM	30/01/2023		System Journal	Revaluation - 30/01/2023 @ \$105.150000 (System Price) - 284.000000 Units on hand		355.00	29,635.40
28/02/2023	SYSTEM	27/02/2023		System Journal	Revaluation - 27/02/2023 @ \$105.410000 (System Price) - 284.000000 Units on hand		73.84	29,709.24
30/04/2023	SYSTEM	29/04/2023		System Journal	Revaluation - 28/04/2023 @ \$103.680000 (System Price) - 284.000000 Units on hand		(264.12)	29,445.12
31/05/2023	SYSTEM	30/05/2023		System Journal	Revaluation - 30/05/2023 @ \$103.600000 (System Price) - 284.000000 Units on hand		(22.72)	29,422.40
30/06/2023	Rhonda Wilkinson	30/01/2024		System Journal	Revaluation - 30/06/2023 @ \$103.990000 (System) - 284.000000 Units on hand		110.76	29,533.16

R&B McDougall Superannuation Fund

General Ledger - Audit View

For The Period 01 July 2022 - 30 June 2023

Transaction Date	Transaction Source	Processed Date	Last Modified By	Transaction Type	Description	Units	Amount \$	Balance \$
						284.00	1,232.56	29,533.16
<u>Resmed Inc (RMD.AX)</u>								
01/07/2022	Opening Balance				Opening Balance	569.00		17,462.61
31/07/2022	SYSTEM	30/07/2022		System Journal	Revaluation - 29/07/2022 @ \$34.210000 (System Price) - 569.000000 Units on hand		2,839.31	20,301.92
31/08/2022	SYSTEM	30/08/2022		System Journal	Revaluation - 30/08/2022 @ \$32.210000 (System Price) - 569.000000 Units on hand		(1,138.00)	19,163.92
31/10/2022	SYSTEM	30/10/2022		System Journal	Revaluation - 28/10/2022 @ \$33.910000 (System Price) - 569.000000 Units on hand		967.30	20,131.22
30/11/2022	SYSTEM	29/11/2022		System Journal	Revaluation - 29/11/2022 @ \$33.550000 (System Price) - 569.000000 Units on hand		(204.84)	19,926.38
31/01/2023	SYSTEM	30/01/2023		System Journal	Revaluation - 30/01/2023 @ \$31.360000 (System Price) - 569.000000 Units on hand		(1,246.11)	18,680.27
28/02/2023	SYSTEM	27/02/2023		System Journal	Revaluation - 27/02/2023 @ \$31.520000 (System Price) - 569.000000 Units on hand		91.04	18,771.31
30/04/2023	SYSTEM	29/04/2023		System Journal	Revaluation - 28/04/2023 @ \$33.710000 (System Price) - 569.000000 Units on hand		409.68	19,180.99
31/05/2023	SYSTEM	30/05/2023		System Journal	Revaluation - 30/05/2023 @ \$33.220000 (System Price) - 569.000000 Units on hand		(278.81)	18,902.18
30/06/2023	Rhonda Wilkinson	30/01/2024		System Journal	Revaluation - 30/06/2023 @ \$32.810000 (System Price) - 569.000000 Units on hand		(233.29)	18,668.89
						569.00	1,206.28	18,668.89
<u>Suncorp Group Limited (SUNPI.AX)</u>								
01/07/2022	Opening Balance				Opening Balance	750.00		72,375.00
31/07/2022	SYSTEM	30/07/2022		System Journal	Revaluation - 29/07/2022 @ \$99.680000 (System Price) - 750.000000 Units on hand		(345.00)	72,030.00
31/08/2022	SYSTEM	30/08/2022		System Journal	Revaluation - 30/08/2022 @ \$99.800000 (System Price) - 750.000000 Units on hand		90.00	72,120.00
31/10/2022	SYSTEM	30/10/2022		System Journal	Revaluation - 28/10/2022 @ \$98.700000 (System Price) - 750.000000 Units on hand		(825.00)	71,295.00
30/11/2022	SYSTEM	29/11/2022		System Journal	Revaluation - 29/11/2022 @ \$99.500000 (System Price) - 750.000000 Units on hand		600.00	71,895.00
31/01/2023	SYSTEM	30/01/2023		System Journal	Revaluation - 30/01/2023 @ \$102.950000 (System Price) - 750.000000 Units on hand		2,587.50	74,482.50
28/02/2023	SYSTEM	27/02/2023		System Journal	Revaluation - 27/02/2023 @ \$101.280000 (System Price) - 750.000000 Units on hand		(1,252.50)	73,230.00
30/04/2023	SYSTEM	29/04/2023		System Journal	Revaluation - 28/04/2023 @ \$100.320000 (System Price) - 750.000000 Units on hand		2,010.00	75,240.00

R&B McDougall Superannuation Fund
General Ledger - Audit View

For The Period 01 July 2022 - 30 June 2023

Transaction Date	Transaction Source	Processed Date	Last Modified By	Transaction Type	Description	Units	Amount \$	Balance \$
31/05/2023	SYSTEM	30/05/2023		System Journal	Revaluation - 30/05/2023 @ \$100.010000 (System Price) - 750.000000 Units on hand		(232.50)	75,007.50
30/06/2023	Rhonda Wilkinson	30/01/2024		System Journal	Revaluation - 30/06/2023 @ \$99.920000 (System) - 750.000000 Units on hand		(67.50)	74,940.00
						750.00	2,565.00	74,940.00
<u>Westpac Banking Corporation (WBC.AX)</u>								
01/07/2022	Opening Balance				Opening Balance	735.00		14,332.50
31/07/2022	SYSTEM	30/07/2022		System Journal	Revaluation - 29/07/2022 @ \$21.510000 (System Price) - 735.000000 Units on hand		(1,991.85)	12,340.65
31/08/2022	SYSTEM	30/08/2022		System Journal	Revaluation - 30/08/2022 @ \$21.280000 (System Price) - 735.000000 Units on hand		(169.05)	12,171.60
31/10/2022	SYSTEM	30/10/2022		System Journal	Revaluation - 28/10/2022 @ \$23.990000 (System Price) - 735.000000 Units on hand		1,991.85	14,163.45
30/11/2022	SYSTEM	29/11/2022		System Journal	Revaluation - 29/11/2022 @ \$23.830000 (System Price) - 735.000000 Units on hand		(117.60)	14,045.85
31/01/2023	SYSTEM	30/01/2023		System Journal	Revaluation - 30/01/2023 @ \$23.750000 (System Price) - 735.000000 Units on hand		(58.80)	13,987.05
28/02/2023	SYSTEM	27/02/2023		System Journal	Revaluation - 27/02/2023 @ \$22.730000 (System Price) - 735.000000 Units on hand		(749.70)	13,237.35
30/04/2023	SYSTEM	29/04/2023		System Journal	Revaluation - 28/04/2023 @ \$22.470000 (System Price) - 735.000000 Units on hand		3,278.10	16,515.45
31/05/2023	SYSTEM	30/05/2023		System Journal	Revaluation - 30/05/2023 @ \$21.110000 (System Price) - 735.000000 Units on hand		(999.60)	15,515.85
30/06/2023	Rhonda Wilkinson	30/01/2024		System Journal	Revaluation - 30/06/2023 @ \$21.340000 (System) - 735.000000 Units on hand		169.05	15,684.90
						735.00	1,352.40	15,684.90
<u>Westpac Banking Corporation (Netwealth Portfolio) (WBCPL.AX)</u>								
01/07/2022	Opening Balance				Opening Balance	277.00		28,295.55
31/07/2022	SYSTEM	30/07/2022		System Journal	Revaluation - 29/07/2022 @ \$102.969000 (System Price) - 277.000000 Units on hand		(119.39)	28,176.16
31/08/2022	SYSTEM	30/08/2022		System Journal	Revaluation - 30/08/2022 @ \$103.800000 (System Price) - 277.000000 Units on hand		230.19	28,406.35
31/10/2022	SYSTEM	30/10/2022		System Journal	Revaluation - 28/10/2022 @ \$102.860000 (System Price) - 277.000000 Units on hand		(260.38)	28,145.97
30/11/2022	SYSTEM	29/11/2022		System Journal	Revaluation - 29/11/2022 @ \$103.810000 (System Price) - 277.000000 Units on hand		263.15	28,409.12
31/01/2023	SYSTEM	30/01/2023		System Journal	Revaluation - 30/01/2023 @ \$104.070000 (System Price) - 277.000000 Units on hand		72.02	28,481.14

R&B McDougall Superannuation Fund

General Ledger - Audit View

For The Period 01 July 2022 - 30 June 2023

Transaction Date	Transaction Source	Processed Date	Last Modified By	Transaction Type	Description	Units	Amount \$	Balance \$
28/02/2023	SYSTEM	27/02/2023		System Journal	Revaluation - 27/02/2023 @ \$103.789000 (System Price) - 277.000000 Units on hand		(77.84)	28,403.30
30/04/2023	SYSTEM	29/04/2023		System Journal	Revaluation - 28/04/2023 @ \$102.800000 (System Price) - 277.000000 Units on hand		72.30	28,475.60
31/05/2023	SYSTEM	30/05/2023		System Journal	Revaluation - 30/05/2023 @ \$103.000000 (System Price) - 277.000000 Units on hand		55.40	28,531.00
30/06/2023	Rhonda Wilkinson	30/01/2024		System Journal	Revaluation - 30/06/2023 @ \$102.179000 (System) - 277.000000 Units on hand		(227.42)	28,303.58
						277.00	8.03	28,303.58
<u>Westpac Banking Corporation (WBCPL.AX)</u>								
13/07/2022	rhondawilko@gmail.com	30/01/2024	rhondawilko@gmail.com	Bank Statement	Asset Purchase - WBC Securities - Broker Allocation [Corporate Action - Macquarie Group Capital Notes 6 12/09/2032 - 200.0000]	200.00	20,020.00	20,020.00
31/07/2022	SYSTEM	30/07/2022		System Journal	Revaluation - 29/07/2022 @ \$101.430000 (System Price) - 200.000000 Units on hand		286.00	20,306.00
31/08/2022	SYSTEM	30/08/2022		System Journal	Revaluation - 30/08/2022 @ \$102.500000 (System Price) - 200.000000 Units on hand		214.00	20,520.00
31/10/2022	SYSTEM	30/10/2022		System Journal	Revaluation - 28/10/2022 @ \$102.200000 (System Price) - 200.000000 Units on hand		(60.00)	20,460.00
30/11/2022	SYSTEM	29/11/2022		System Journal	Revaluation - 29/11/2022 @ \$103.700000 (System Price) - 200.000000 Units on hand		300.00	20,760.00
31/01/2023	SYSTEM	30/01/2023		System Journal	Revaluation - 30/01/2023 @ \$104.800000 (System Price) - 200.000000 Units on hand		220.00	20,980.00
28/02/2023	SYSTEM	27/02/2023		System Journal	Revaluation - 27/02/2023 @ \$104.760000 (System Price) - 200.000000 Units on hand		(8.00)	20,972.00
30/04/2023	SYSTEM	29/04/2023		System Journal	Revaluation - 28/04/2023 @ \$103.380000 (System Price) - 200.000000 Units on hand		(276.00)	20,696.00
31/05/2023	SYSTEM	30/05/2023		System Journal	Revaluation - 30/05/2023 @ \$102.290000 (System Price) - 200.000000 Units on hand		(218.00)	20,478.00
30/06/2023	Rhonda Wilkinson	30/01/2024		System Journal	Revaluation - 30/06/2023 @ \$102.040000 (System) - 200.000000 Units on hand		(70.00)	20,408.00
						200.00	20,408.00	20,408.00
<u>Woodside Energy Group Ltd (WDS.AX)</u>								
01/07/2022	Opening Balance				Opening Balance	918.00		29,229.12
31/07/2022	SYSTEM	30/07/2022		System Journal	Revaluation - 29/07/2022 @ \$31.980000 (System Price) - 918.000000 Units on hand		7,495.02	36,724.14
31/08/2022	SYSTEM	30/08/2022		System Journal	Revaluation - 30/08/2022 @ \$35.870000 (System Price) - 918.000000 Units on hand		3,571.02	40,295.16

R&B McDougall Superannuation Fund
General Ledger - Audit View

For The Period 01 July 2022 - 30 June 2023

Transaction Date	Transaction Source	Processed Date	Last Modified By	Transaction Type	Description	Units	Amount \$	Balance \$
31/10/2022	SYSTEM	30/10/2022		System Journal	Revaluation - 28/10/2022 @ \$36.000000 (System Price) - 918.000000 Units on hand		119.34	40,414.50
30/11/2022	SYSTEM	29/11/2022		System Journal	Revaluation - 29/11/2022 @ \$36.830000 (System Price) - 918.000000 Units on hand		761.94	41,176.44
31/01/2023	SYSTEM	30/01/2023		System Journal	Revaluation - 30/01/2023 @ \$36.300000 (System Price) - 918.000000 Units on hand		(486.54)	40,689.90
28/02/2023	SYSTEM	27/02/2023		System Journal	Revaluation - 27/02/2023 @ \$35.130000 (System Price) - 918.000000 Units on hand		(1,074.06)	39,615.84
30/04/2023	SYSTEM	29/04/2023		System Journal	Revaluation - 28/04/2023 @ \$33.680000 (System Price) - 918.000000 Units on hand		(8,697.60)	30,918.24
31/05/2023	SYSTEM	30/05/2023		System Journal	Revaluation - 30/05/2023 @ \$35.100000 (System Price) - 918.000000 Units on hand		1,303.56	32,221.80
30/06/2023	Rhonda Wilkinson	30/01/2024		System Journal	Revaluation - 30/06/2023 @ \$34.440000 (System) - 918.000000 Units on hand		(605.88)	31,615.92
						918.00	2,386.80	31,615.92
<u>Wesfarmers Limited (WES.AX)</u>								
01/07/2022	Opening Balance				Opening Balance	195.00		8,172.45
31/07/2022	SYSTEM	30/07/2022		System Journal	Revaluation - 29/07/2022 @ \$46.630000 (System Price) - 195.000000 Units on hand		(198.90)	7,973.55
31/08/2022	SYSTEM	30/08/2022		System Journal	Revaluation - 30/08/2022 @ \$47.700000 (System Price) - 195.000000 Units on hand		208.65	8,182.20
31/10/2022	SYSTEM	30/10/2022		System Journal	Revaluation - 28/10/2022 @ \$44.040000 (System Price) - 195.000000 Units on hand		(713.70)	7,468.50
30/11/2022	SYSTEM	29/11/2022		System Journal	Revaluation - 29/11/2022 @ \$48.360000 (System Price) - 195.000000 Units on hand		842.40	8,310.90
31/01/2023	SYSTEM	30/01/2023		System Journal	Revaluation - 30/01/2023 @ \$49.470000 (System Price) - 195.000000 Units on hand		216.45	8,527.35
28/02/2023	SYSTEM	27/02/2023		System Journal	Revaluation - 27/02/2023 @ \$48.540000 (System Price) - 195.000000 Units on hand		(181.35)	8,346.00
30/04/2023	SYSTEM	29/04/2023		System Journal	Revaluation - 28/04/2023 @ \$51.970000 (System Price) - 195.000000 Units on hand		1,788.15	10,134.15
31/05/2023	SYSTEM	30/05/2023		System Journal	Revaluation - 30/05/2023 @ \$49.300000 (System Price) - 195.000000 Units on hand		(520.65)	9,613.50
30/06/2023	Rhonda Wilkinson	30/01/2024		System Journal	Revaluation - 30/06/2023 @ \$49.340000 (System) - 195.000000 Units on hand		7.80	9,621.30
						195.00	1,448.85	9,621.30
<u>Woolworths Group Limited (WOW.AX)</u>								
01/07/2022	Opening Balance				Opening Balance	421.00		14,987.60

R&B McDougall Superannuation Fund

General Ledger - Audit View

For The Period 01 July 2022 - 30 June 2023

Transaction Date	Transaction Source	Processed Date	Last Modified By	Transaction Type	Description	Units	Amount \$	Balance \$
31/07/2022	SYSTEM	30/07/2022		System Journal	Revaluation - 29/07/2022 @ \$37.520000 (System Price) - 421.000000 Units on hand		1,090.39	16,077.99
31/08/2022	SYSTEM	30/08/2022		System Journal	Revaluation - 30/08/2022 @ \$36.630000 (System Price) - 421.000000 Units on hand		(374.69)	15,703.30
31/10/2022	SYSTEM	30/10/2022		System Journal	Revaluation - 28/10/2022 @ \$32.780000 (System Price) - 421.000000 Units on hand		(1,620.85)	14,082.45
30/11/2022	SYSTEM	29/11/2022		System Journal	Revaluation - 29/11/2022 @ \$34.990000 (System Price) - 421.000000 Units on hand		930.41	15,012.86
31/01/2023	SYSTEM	30/01/2023		System Journal	Revaluation - 30/01/2023 @ \$34.770000 (System Price) - 421.000000 Units on hand		(92.62)	14,920.24
28/02/2023	SYSTEM	27/02/2023		System Journal	Revaluation - 27/02/2023 @ \$36.970000 (System Price) - 421.000000 Units on hand		926.20	15,846.44
30/04/2023	SYSTEM	29/04/2023		System Journal	Revaluation - 28/04/2023 @ \$38.830000 (System Price) - 421.000000 Units on hand		500.99	16,347.43
31/05/2023	SYSTEM	30/05/2023		System Journal	Revaluation - 30/05/2023 @ \$38.260000 (System Price) - 421.000000 Units on hand		(239.97)	16,107.46
30/06/2023	Rhonda Wilkinson	30/01/2024		System Journal	Revaluation - 30/06/2023 @ \$39.730000 (System Price) - 421.000000 Units on hand		618.87	16,726.33
						421.00	1,738.73	16,726.33
<u>Woodside Petroleum Ltd (WPL.AX)</u>								
31/07/2022	SYSTEM	30/07/2022		System Journal	Revaluation - 31/07/2022 @ \$0.000000 - 0.000000 Units on hand		1,751.76	1,751.76
30/04/2023	SYSTEM	29/04/2023		System Journal	Revaluation - 30/04/2023 @ \$0.000000 - 0.000000 Units on hand		(1,751.76)	0.00
						0.00	0.00	0.00
<u>Shares in Listed Companies (Overseas) (77700)</u>								
<u>Apple Inc. (AAPL.NDQ)</u>								
01/07/2022	Opening Balance				Opening Balance	148.00		29,321.19
31/07/2022	SYSTEM	30/07/2022		System Journal	Revaluation - 29/07/2022 @ \$231.925200 (System Price) - 148.000000 Units on hand		3,281.03	32,602.22
31/08/2022	SYSTEM	30/08/2022		System Journal	Revaluation - 29/08/2022 @ \$235.316400 (System Price) - 148.000000 Units on hand		501.90	33,104.12
31/10/2022	SYSTEM	30/10/2022		System Journal	Revaluation - 28/10/2022 @ \$240.748200 (System Price) - 148.000000 Units on hand		803.90	33,908.02
30/11/2022	SYSTEM	29/11/2022		System Journal	Revaluation - 28/11/2022 @ \$215.478900 (System Price) - 148.000000 Units on hand		(3,739.85)	30,168.17
31/01/2023	SYSTEM	30/01/2023		System Journal	Revaluation - 27/01/2023 @ \$205.332800 (System Price) - 148.000000 Units on hand		(1,501.63)	28,666.54

R&B McDougall Superannuation Fund
General Ledger - Audit View

For The Period 01 July 2022 - 30 June 2023

Transaction Date	Transaction Source	Processed Date	Last Modified By	Transaction Type	Description	Units	Amount \$	Balance \$
28/02/2023	SYSTEM	27/02/2023		System Journal	Revaluation - 24/02/2023 @ \$215.306700 (System Price) - 148.000000 Units on hand		1,476.14	30,142.68
30/04/2023	SYSTEM	29/04/2023		System Journal	Revaluation - 28/04/2023 @ \$256.702000 (System Price) - 148.000000 Units on hand		7,849.22	37,991.90
31/05/2023	SYSTEM	30/05/2023		System Journal	Revaluation - 26/05/2023 @ \$269.270900 (System Price) - 148.000000 Units on hand		1,860.19	39,852.09
30/06/2023	Rhonda Wilkinson	30/01/2024		System Journal	Revaluation - 30/06/2023 @ \$290.984096 (Custom Firm) - 148.000000 Units on hand		3,213.56	43,065.65
						148.00	13,744.46	43,065.65
<u>Amazon.com Inc. (AMZN.NDQ)</u>								
01/07/2022	Opening Balance				Opening Balance	120.00		18,468.62
31/07/2022	SYSTEM	30/07/2022		System Journal	Revaluation - 29/07/2022 @ \$192.593100 (System Price) - 120.000000 Units on hand		3,431.86	21,900.48
31/08/2022	SYSTEM	30/08/2022		System Journal	Revaluation - 29/08/2022 @ \$189.253400 (System Price) - 120.000000 Units on hand		(400.76)	21,499.72
31/10/2022	SYSTEM	30/10/2022		System Journal	Revaluation - 28/10/2022 @ \$159.854700 (System Price) - 120.000000 Units on hand		(3,527.85)	17,971.87
30/11/2022	SYSTEM	29/11/2022		System Journal	Revaluation - 28/11/2022 @ \$140.370500 (System Price) - 120.000000 Units on hand		(2,338.10)	15,633.77
31/01/2023	SYSTEM	30/01/2023		System Journal	Revaluation - 27/01/2023 @ \$143.858200 (System Price) - 120.000000 Units on hand		418.52	16,052.29
28/02/2023	SYSTEM	27/02/2023		System Journal	Revaluation - 24/02/2023 @ \$137.217500 (System Price) - 120.000000 Units on hand		(796.88)	15,255.41
30/04/2023	SYSTEM	29/04/2023		System Journal	Revaluation - 28/04/2023 @ \$159.531000 (System Price) - 120.000000 Units on hand		3,888.31	19,143.72
31/05/2023	SYSTEM	30/05/2023		System Journal	Revaluation - 26/05/2023 @ \$184.359200 (System Price) - 120.000000 Units on hand		2,979.38	22,123.10
30/06/2023	Rhonda Wilkinson	30/01/2024		System Journal	Revaluation - 30/06/2023 @ \$195.559554 (Custom Firm) - 120.000000 Units on hand		1,344.05	23,467.15
						120.00	4,998.53	23,467.15
<u>Aptiv PLC (APTV.NYE)</u>								
01/07/2022	Opening Balance				Opening Balance	89.00		11,482.44
31/07/2022	SYSTEM	30/07/2022		System Journal	Revaluation - 29/07/2022 @ \$149.693200 (System Price) - 89.000000 Units on hand		304.54	11,786.98
31/08/2022	SYSTEM	30/08/2022		System Journal	Revaluation - 29/08/2022 @ \$137.984800 (System Price) - 89.000000 Units on hand		(1,042.04)	10,744.94
31/10/2022	SYSTEM	30/10/2022		System Journal	Revaluation - 28/10/2022 @ \$139.959800 (System Price) - 89.000000 Units on hand		175.77	10,920.71

R&B McDougall Superannuation Fund
General Ledger - Audit View

For The Period 01 July 2022 - 30 June 2023

Transaction Date	Transaction Source	Processed Date	Last Modified By	Transaction Type	Description	Units	Amount \$	Balance \$
30/11/2022	SYSTEM	29/11/2022		System Journal	Revaluation - 28/11/2022 @ \$152.427900 (System Price) - 89.000000 Units on hand		1,109.66	12,030.37
31/01/2023	SYSTEM	30/01/2023		System Journal	Revaluation - 27/01/2023 @ \$155.607100 (System Price) - 89.000000 Units on hand		282.95	12,313.32
28/02/2023	SYSTEM	27/02/2023		System Journal	Revaluation - 24/02/2023 @ \$168.682100 (System Price) - 89.000000 Units on hand		1,163.68	13,477.00
30/04/2023	SYSTEM	29/04/2023		System Journal	Revaluation - 28/04/2023 @ \$155.612700 (System Price) - 89.000000 Units on hand		372.53	13,849.53
31/05/2023	SYSTEM	30/05/2023		System Journal	Revaluation - 26/05/2023 @ \$141.412100 (System Price) - 89.000000 Units on hand		(1,263.85)	12,585.68
30/06/2023	Rhonda Wilkinson	30/01/2024		System Journal	Revaluation - 30/06/2023 @ \$153.150314 (Custom Firm) - 89.000000 Units on hand		1,044.70	13,630.38
						89.00	2,147.94	13,630.38
<u>American Express Co. (AXP.NYE)</u>								
01/07/2022	Opening Balance				Opening Balance	94.00		18,914.61
31/07/2022	SYSTEM	30/07/2022		System Journal	Revaluation - 29/07/2022 @ \$219.808800 (System Price) - 94.000000 Units on hand		(1,685.04)	17,229.57
31/08/2022	SYSTEM	30/08/2022		System Journal	Revaluation - 29/08/2022 @ \$225.342700 (System Price) - 94.000000 Units on hand		520.18	17,749.75
31/10/2022	SYSTEM	30/10/2022		System Journal	Revaluation - 28/10/2022 @ \$232.555300 (System Price) - 94.000000 Units on hand		677.99	18,427.74
30/11/2022	SYSTEM	29/11/2022		System Journal	Revaluation - 28/11/2022 @ \$225.414600 (System Price) - 94.000000 Units on hand		(671.23)	17,756.51
31/01/2023	SYSTEM	30/01/2023		System Journal	Revaluation - 27/01/2023 @ \$242.451100 (System Price) - 94.000000 Units on hand		1,601.43	19,357.94
28/02/2023	SYSTEM	27/02/2023		System Journal	Revaluation - 24/02/2023 @ \$255.723500 (System Price) - 94.000000 Units on hand		1,247.61	20,605.55
30/04/2023	SYSTEM	29/04/2023		System Journal	Revaluation - 28/04/2023 @ \$244.084700 (System Price) - 94.000000 Units on hand		2,338.41	22,943.96
31/05/2023	SYSTEM	30/05/2023		System Journal	Revaluation - 26/05/2023 @ \$241.350700 (System Price) - 94.000000 Units on hand		(256.99)	22,686.97
30/06/2023	Rhonda Wilkinson	30/01/2024		System Journal	Revaluation - 30/06/2023 @ \$261.326130 (Custom Firm) - 94.000000 Units on hand		1,877.69	24,564.66
						94.00	5,650.05	24,564.66
<u>Alibaba Group Holding Ltd - ADR (BABA.NYE)</u>								
01/07/2022	Opening Balance				Opening Balance	51.00		8,401.22
31/07/2022	SYSTEM	30/07/2022		System Journal	Revaluation - 29/07/2022 @ \$127.543900 (System Price) - 51.000000 Units on hand		(173.02)	8,228.20

R&B McDougall Superannuation Fund
General Ledger - Audit View

For The Period 01 July 2022 - 30 June 2023

Transaction Date	Transaction Source	Processed Date	Last Modified By	Transaction Type	Description	Units	Amount \$	Balance \$
31/08/2022	SYSTEM	30/08/2022		System Journal	Revaluation - 29/08/2022 @ \$140.857400 (System Price) - 51.000000 Units on hand		678.99	8,907.19
31/10/2022	SYSTEM	30/10/2022		System Journal	Revaluation - 28/10/2022 @ \$98.531500 (System Price) - 51.000000 Units on hand		(2,158.62)	6,748.57
30/11/2022	SYSTEM	29/11/2022		System Journal	Revaluation - 28/11/2022 @ \$113.372200 (System Price) - 51.000000 Units on hand		756.87	7,505.44
31/01/2023	SYSTEM	30/01/2023		System Journal	Revaluation - 27/01/2023 @ \$166.568200 (System Price) - 51.000000 Units on hand		2,713.00	10,218.44
28/02/2023	SYSTEM	27/02/2023		System Journal	Revaluation - 24/02/2023 @ \$130.613400 (System Price) - 51.000000 Units on hand		(1,833.70)	8,384.74
30/04/2023	SYSTEM	29/04/2023		System Journal	Revaluation - 28/04/2023 @ \$128.124100 (System Price) - 51.000000 Units on hand		(1,850.41)	6,534.33
31/05/2023	SYSTEM	30/05/2023		System Journal	Revaluation - 26/05/2023 @ \$124.282400 (System Price) - 51.000000 Units on hand		(195.93)	6,338.40
30/06/2023	Rhonda Wilkinson	30/01/2024		System Journal	Revaluation - 30/06/2023 @ \$125.037503 (Custom Firm) - 51.000000 Units on hand		38.51	6,376.91
						51.00	(2,024.31)	6,376.91
<u>BRKB.NYE (BRKB.NYE)</u>								
01/07/2022	Opening Balance				Opening Balance	67.00		26,506.76
30/06/2023	Rhonda Wilkinson	30/01/2024		System Journal	Revaluation - 30/06/2023 @ \$511.551150 (Custom Firm (Exit)) - 67.000000 Units on hand		7,767.17	34,273.93
						67.00	7,767.17	34,273.93
<u>Gilead Sciences Inc. (GILD.NDQ)</u>								
01/07/2022	Opening Balance				Opening Balance	150.00		13,458.41
31/07/2022	SYSTEM	30/07/2022		System Journal	Revaluation - 29/07/2022 @ \$85.271900 (System Price) - 150.000000 Units on hand		(834.10)	12,624.31
31/08/2022	SYSTEM	30/08/2022		System Journal	Revaluation - 29/08/2022 @ \$91.061500 (System Price) - 150.000000 Units on hand		868.44	13,492.75
31/10/2022	SYSTEM	30/10/2022		System Journal	Revaluation - 28/10/2022 @ \$122.538300 (System Price) - 150.000000 Units on hand		4,721.52	18,214.27
30/11/2022	SYSTEM	29/11/2022		System Journal	Revaluation - 28/11/2022 @ \$127.312100 (System Price) - 150.000000 Units on hand		716.07	18,930.34
31/01/2023	SYSTEM	30/01/2023		System Journal	Revaluation - 27/01/2023 @ \$117.813400 (System Price) - 150.000000 Units on hand		(1,424.81)	17,505.53
28/02/2023	SYSTEM	27/02/2023		System Journal	Revaluation - 24/02/2023 @ \$118.373900 (System Price) - 150.000000 Units on hand		84.08	17,589.61
30/04/2023	SYSTEM	29/04/2023		System Journal	Revaluation - 28/04/2023 @ \$124.372200		1,066.22	18,655.83

R&B McDougall Superannuation Fund
General Ledger - Audit View

For The Period 01 July 2022 - 30 June 2023

Transaction Date	Transaction Source	Processed Date	Last Modified By	Transaction Type	Description	Units	Amount \$	Balance \$
					(System Price) - 150.000000 Units on hand			
31/05/2023	SYSTEM	30/05/2023		System Journal	Revaluation - 26/05/2023 @ \$118.326900		(906.79)	17,749.04
30/06/2023	Rhonda Wilkinson	30/01/2024		System Journal	(System Price) - 150.000000 Units on hand Revaluation - 30/06/2023 @ \$115.616561 (Custom Firm) - 150.000000 Units on hand		(406.56)	17,342.48
						150.00	3,884.07	17,342.48
<u>Alphabet Inc - Ordinary Shares - Class A (GOOGL.NDQ)</u>								
01/07/2022	Opening Balance				Opening Balance	10.00		31,578.89
15/07/2022	InvestmentSaver	17/07/2022		General Journal	Capital Reconstruction - Alphabet Inc. Class A - 200.0000	200.00	24,577.66	56,156.55
15/07/2022	InvestmentSaver	17/07/2022		General Journal	Capital Reconstruction - Alphabet Inc. Class A - 10.0000	(10.00)	(24,577.66)	31,578.89
15/07/2022	SYSTEM	16/07/2022		System Journal	Unrealised Gain writeback as at 15/07/2022		(329.05)	31,249.84
31/07/2022	SYSTEM	30/07/2022		System Journal	Revaluation - 29/07/2022 @ \$166.005400		2,042.46	33,292.30
31/08/2022	SYSTEM	30/08/2022		System Journal	(System Price) - 200.000000 Units on hand Revaluation - 29/08/2022 @ \$159.550900		(1,290.90)	32,001.40
31/10/2022	SYSTEM	30/10/2022		System Journal	(System Price) - 200.000000 Units on hand Revaluation - 28/10/2022 @ \$148.848400		(2,140.50)	29,860.90
30/11/2022	SYSTEM	29/11/2022		System Journal	(System Price) - 200.000000 Units on hand Revaluation - 28/11/2022 @ \$143.508100		(1,068.06)	28,792.84
31/01/2023	SYSTEM	30/01/2023		System Journal	(System Price) - 200.000000 Units on hand Revaluation - 27/01/2023 @ \$139.819900		(737.64)	28,055.20
28/02/2023	SYSTEM	27/02/2023		System Journal	(System Price) - 200.000000 Units on hand Revaluation - 24/02/2023 @ \$130.804200		(1,803.14)	26,252.06
30/04/2023	SYSTEM	29/04/2023		System Journal	(System Price) - 200.000000 Units on hand Revaluation - 28/04/2023 @ \$162.390300		6,226.00	32,478.06
31/05/2023	SYSTEM	30/05/2023		System Journal	(System Price) - 200.000000 Units on hand Revaluation - 26/05/2023 @ \$191.266300		5,775.20	38,253.26
30/06/2023	Rhonda Wilkinson	30/01/2024		System Journal	(System Price) - 200.000000 Units on hand Revaluation - 30/06/2023 @ \$179.567955 (Custom Firm) - 200.000000 Units on hand		(2,339.67)	35,913.59
						200.00	4,334.70	35,913.59
<u>Home Depot, Inc. (HD.NYE)</u>								
01/07/2022	Opening Balance				Opening Balance	32.00		12,712.80
31/07/2022	SYSTEM	30/07/2022		System Journal	Revaluation - 29/07/2022 @ \$429.484800		(92.66)	12,620.14
31/08/2022	SYSTEM	30/08/2022		System Journal	(System Price) - 32.000000 Units on hand Revaluation - 29/08/2022 @ \$432.079300		83.03	12,703.17
					(System Price) - 32.000000 Units on hand			

R&B McDougall Superannuation Fund
General Ledger - Audit View

For The Period 01 July 2022 - 30 June 2023

Transaction Date	Transaction Source	Processed Date	Last Modified By	Transaction Type	Description	Units	Amount \$	Balance \$
31/10/2022	SYSTEM	30/10/2022		System Journal	Revaluation - 28/10/2022 @ \$461.663300 (System Price) - 32.000000 Units on hand		946.69	13,649.86
30/11/2022	SYSTEM	29/11/2022		System Journal	Revaluation - 28/11/2022 @ \$476.497800 (System Price) - 32.000000 Units on hand		474.70	14,124.56
31/01/2023	SYSTEM	30/01/2023		System Journal	Revaluation - 27/01/2023 @ \$445.602900 (System Price) - 32.000000 Units on hand		(988.64)	13,135.92
28/02/2023	SYSTEM	27/02/2023		System Journal	Revaluation - 24/02/2023 @ \$435.368400 (System Price) - 32.000000 Units on hand		(327.50)	12,808.42
30/04/2023	SYSTEM	29/04/2023		System Journal	Revaluation - 28/04/2023 @ \$454.674700 (System Price) - 32.000000 Units on hand		1,741.17	14,549.59
31/05/2023	SYSTEM	30/05/2023		System Journal	Revaluation - 26/05/2023 @ \$449.470500 (System Price) - 32.000000 Units on hand		(166.53)	14,383.06
30/06/2023	Rhonda Wilkinson	30/01/2024		System Journal	Revaluation - 30/06/2023 @ \$466.006596 (Custom Firm) - 32.000000 Units on hand		529.15	14,912.21
						32.00	2,199.41	14,912.21
<u>Johnson & Johnson (JNJ.NYE)</u>								
01/07/2022	Opening Balance				Opening Balance	54.00		13,914.27
31/07/2022	SYSTEM	30/07/2022		System Journal	Revaluation - 29/07/2022 @ \$249.065200 (System Price) - 54.000000 Units on hand		(257.88)	13,656.39
31/08/2022	SYSTEM	30/08/2022		System Journal	Revaluation - 29/08/2022 @ \$237.678600 (System Price) - 54.000000 Units on hand		(614.88)	13,041.51
31/10/2022	SYSTEM	30/10/2022		System Journal	Revaluation - 28/10/2022 @ \$270.320000 (System Price) - 54.000000 Units on hand		1,762.64	14,804.15
30/11/2022	SYSTEM	29/11/2022		System Journal	Revaluation - 28/11/2022 @ \$264.948500 (System Price) - 54.000000 Units on hand		(290.06)	14,514.09
31/01/2023	SYSTEM	30/01/2023		System Journal	Revaluation - 27/01/2023 @ \$236.710300 (System Price) - 54.000000 Units on hand		(1,524.86)	12,989.23
28/02/2023	SYSTEM	27/02/2023		System Journal	Revaluation - 24/02/2023 @ \$228.896400 (System Price) - 54.000000 Units on hand		(421.95)	12,567.28
30/04/2023	SYSTEM	29/04/2023		System Journal	Revaluation - 28/04/2023 @ \$247.655100 (System Price) - 54.000000 Units on hand		806.10	13,373.38
31/05/2023	SYSTEM	30/05/2023		System Journal	Revaluation - 26/05/2023 @ \$236.914800 (System Price) - 54.000000 Units on hand		(579.98)	12,793.40
30/06/2023	Rhonda Wilkinson	30/01/2024		System Journal	Revaluation - 30/06/2023 @ \$248.304828 (Custom Firm) - 54.000000 Units on hand		615.06	13,408.46
						54.00	(505.81)	13,408.46
<u>JPMorgan Chase & Co. (JPM.NYE)</u>								
01/07/2022	Opening Balance				Opening Balance	101.00		16,481.10

R&B McDougall Superannuation Fund
General Ledger - Audit View

For The Period 01 July 2022 - 30 June 2023

Transaction Date	Transaction Source	Processed Date	Last Modified By	Transaction Type	Description	Units	Amount \$	Balance \$
31/07/2022	SYSTEM	30/07/2022		System Journal	Revaluation - 29/07/2022 @ \$164.635400 (System Price) - 101.000000 Units on hand		(1,956.45)	14,524.65
31/08/2022	SYSTEM	30/08/2022		System Journal	Revaluation - 29/08/2022 @ \$166.797900 (System Price) - 101.000000 Units on hand		218.41	14,743.06
31/10/2022	SYSTEM	30/10/2022		System Journal	Revaluation - 28/10/2022 @ \$194.898700 (System Price) - 101.000000 Units on hand		2,838.18	17,581.24
30/11/2022	SYSTEM	29/11/2022		System Journal	Revaluation - 28/11/2022 @ \$200.732100 (System Price) - 101.000000 Units on hand		589.17	18,170.41
31/01/2023	SYSTEM	30/01/2023		System Journal	Revaluation - 27/01/2023 @ \$197.439100 (System Price) - 101.000000 Units on hand		(332.59)	17,837.82
28/02/2023	SYSTEM	27/02/2023		System Journal	Revaluation - 24/02/2023 @ \$206.824200 (System Price) - 101.000000 Units on hand		947.89	18,785.71
30/04/2023	SYSTEM	29/04/2023		System Journal	Revaluation - 28/04/2023 @ \$209.137700 (System Price) - 101.000000 Units on hand		2,337.20	21,122.91
31/05/2023	SYSTEM	30/05/2023		System Journal	Revaluation - 26/05/2023 @ \$210.191900 (System Price) - 101.000000 Units on hand		106.47	21,229.38
30/06/2023	Rhonda Wilkinson	30/01/2024		System Journal	Revaluation - 30/06/2023 @ \$218.181816 (Custom Firm) - 101.000000 Units on hand		806.98	22,036.36
						101.00	5,555.26	22,036.36
<u>Mastercard Incorporated - Ordinary Shares - Class A (MA.NYE)</u>								
01/07/2022	Opening Balance				Opening Balance	30.00		13,738.43
31/07/2022	SYSTEM	30/07/2022		System Journal	Revaluation - 29/07/2022 @ \$504.909400 (System Price) - 30.000000 Units on hand		101.86	13,840.29
31/08/2022	SYSTEM	30/08/2022		System Journal	Revaluation - 29/08/2022 @ \$480.242100 (System Price) - 30.000000 Units on hand		(740.02)	13,100.27
31/10/2022	SYSTEM	30/10/2022		System Journal	Revaluation - 28/10/2022 @ \$509.305900 (System Price) - 30.000000 Units on hand		871.92	13,972.19
30/11/2022	SYSTEM	29/11/2022		System Journal	Revaluation - 28/11/2022 @ \$514.851300 (System Price) - 30.000000 Units on hand		166.36	14,138.55
31/01/2023	SYSTEM	30/01/2023		System Journal	Revaluation - 27/01/2023 @ \$526.283900 (System Price) - 30.000000 Units on hand		342.98	14,481.53
28/02/2023	SYSTEM	27/02/2023		System Journal	Revaluation - 24/02/2023 @ \$518.227200 (System Price) - 30.000000 Units on hand		(241.70)	14,239.83
30/04/2023	SYSTEM	29/04/2023		System Journal	Revaluation - 28/04/2023 @ \$574.931900 (System Price) - 30.000000 Units on hand		3,008.13	17,247.96
31/05/2023	SYSTEM	30/05/2023		System Journal	Revaluation - 26/05/2023 @ \$574.627800 (System Price) - 30.000000 Units on hand		(9.13)	17,238.83
30/06/2023	Rhonda Wilkinson	30/01/2024		System Journal	Revaluation - 30/06/2023 @ \$590.008995 (Custom Firm) - 30.000000 Units on hand		461.44	17,700.27

R&B McDougall Superannuation Fund
General Ledger - Audit View

For The Period 01 July 2022 - 30 June 2023

Transaction Date	Transaction Source	Processed Date	Last Modified By	Transaction Type	Description	Units	Amount \$	Balance \$
						30.00	3,961.84	17,700.27
<u>Merck & Co Inc (MRK.NYE)</u>								
01/07/2022	Opening Balance				Opening Balance	99.00		13,073.74
31/07/2022	SYSTEM	30/07/2022		System Journal	Revaluation - 29/07/2022 @ \$127.501100 (System Price) - 99.000000 Units on hand		(294.30)	12,779.44
31/08/2022	SYSTEM	30/08/2022		System Journal	Revaluation - 29/08/2022 @ \$127.719500 (System Price) - 99.000000 Units on hand		21.62	12,801.06
31/10/2022	SYSTEM	30/10/2022		System Journal	Revaluation - 28/10/2022 @ \$155.773700 (System Price) - 99.000000 Units on hand		2,777.37	15,578.43
30/11/2022	SYSTEM	29/11/2022		System Journal	Revaluation - 28/11/2022 @ \$162.035000 (System Price) - 99.000000 Units on hand		619.87	16,198.30
31/01/2023	SYSTEM	30/01/2023		System Journal	Revaluation - 27/01/2023 @ \$148.276300 (System Price) - 99.000000 Units on hand		(1,362.12)	14,836.18
28/02/2023	SYSTEM	27/02/2023		System Journal	Revaluation - 24/02/2023 @ \$161.270900 (System Price) - 99.000000 Units on hand		1,286.47	16,122.65
30/04/2023	SYSTEM	29/04/2023		System Journal	Revaluation - 28/04/2023 @ \$174.689900 (System Price) - 99.000000 Units on hand		1,171.65	17,294.30
31/05/2023	SYSTEM	30/05/2023		System Journal	Revaluation - 26/05/2023 @ \$170.483500 (System Price) - 99.000000 Units on hand		(416.43)	16,877.87
30/06/2023	Rhonda Wilkinson	30/01/2024		System Journal	Revaluation - 30/06/2023 @ \$173.102309 (Custom Firm) - 99.000000 Units on hand		259.26	17,137.13
						99.00	4,063.39	17,137.13
<u>Microsoft Corporation (MSFT.NDQ)</u>								
01/07/2022	Opening Balance				Opening Balance	92.00		34,225.21
31/07/2022	SYSTEM	30/07/2022		System Journal	Revaluation - 29/07/2022 @ \$400.656500 (System Price) - 92.000000 Units on hand		1,623.40	35,848.61
31/08/2022	SYSTEM	30/08/2022		System Journal	Revaluation - 29/08/2022 @ \$386.745400 (System Price) - 92.000000 Units on hand		(1,279.82)	34,568.79
31/10/2022	SYSTEM	30/10/2022		System Journal	Revaluation - 28/10/2022 @ \$364.615900 (System Price) - 92.000000 Units on hand		(2,035.92)	32,532.87
30/11/2022	SYSTEM	29/11/2022		System Journal	Revaluation - 28/11/2022 @ \$361.213200 (System Price) - 92.000000 Units on hand		(313.05)	32,219.82
31/01/2023	SYSTEM	30/01/2023		System Journal	Revaluation - 27/01/2023 @ \$349.176900 (System Price) - 92.000000 Units on hand		(1,107.34)	31,112.48
28/02/2023	SYSTEM	27/02/2023		System Journal	Revaluation - 24/02/2023 @ \$365.747000 (System Price) - 92.000000 Units on hand		1,524.45	32,636.93
30/04/2023	SYSTEM	29/04/2023		System Journal	Revaluation - 28/04/2023 @ \$464.841100 (System Price) - 92.000000 Units on hand		10,128.45	42,765.38

R&B McDougall Superannuation Fund
General Ledger - Audit View

For The Period 01 July 2022 - 30 June 2023

Transaction Date	Transaction Source	Processed Date	Last Modified By	Transaction Type	Description	Units	Amount \$	Balance \$
31/05/2023	SYSTEM	30/05/2023		System Journal	Revaluation - 26/05/2023 @ \$510.959300 (System Price) - 92.000000 Units on hand		4,242.88	47,008.26
30/06/2023	Rhonda Wilkinson	30/01/2024		System Journal	Revaluation - 30/06/2023 @ \$510.861081 (Custom Firm) - 92.000000 Units on hand		(9.04)	46,999.22
						92.00	12,774.01	46,999.22
<u>Organon & Co. (OGN.NYE)</u>								
01/07/2022	Opening Balance				Opening Balance	9.00		440.92
31/07/2022	SYSTEM	30/07/2022		System Journal	Revaluation - 29/07/2022 @ \$45.269000 (System Price) - 9.000000 Units on hand		(83.33)	357.59
31/08/2022	SYSTEM	30/08/2022		System Journal	Revaluation - 29/08/2022 @ \$42.796700 (System Price) - 9.000000 Units on hand		(22.25)	335.34
31/10/2022	SYSTEM	30/10/2022		System Journal	Revaluation - 28/10/2022 @ \$40.469900 (System Price) - 9.000000 Units on hand		(20.94)	314.40
30/11/2022	SYSTEM	29/11/2022		System Journal	Revaluation - 28/11/2022 @ \$36.844500 (System Price) - 9.000000 Units on hand		(32.63)	281.77
31/01/2023	SYSTEM	30/01/2023		System Journal	Revaluation - 27/01/2023 @ \$42.127500 (System Price) - 9.000000 Units on hand		47.55	329.32
28/02/2023	SYSTEM	27/02/2023		System Journal	Revaluation - 24/02/2023 @ \$37.555000 (System Price) - 9.000000 Units on hand		(41.15)	288.17
30/04/2023	SYSTEM	29/04/2023		System Journal	Revaluation - 28/04/2023 @ \$37.261700 (System Price) - 9.000000 Units on hand		47.19	335.36
31/05/2023	SYSTEM	30/05/2023		System Journal	Revaluation - 26/05/2023 @ \$29.992300 (System Price) - 9.000000 Units on hand		(65.43)	269.93
30/06/2023	Rhonda Wilkinson	30/01/2024		System Journal	Revaluation - 30/06/2023 @ \$31.218122 (Custom Firm) - 9.000000 Units on hand		11.03	280.96
						9.00	(159.96)	280.96
<u>Pfizer Inc. (PFE.NYE)</u>								
01/07/2022	Opening Balance				Opening Balance	213.00		16,210.75
31/07/2022	SYSTEM	30/07/2022		System Journal	Revaluation - 29/07/2022 @ \$72.085100 (System Price) - 213.000000 Units on hand		(741.79)	15,468.96
31/08/2022	SYSTEM	30/08/2022		System Journal	Revaluation - 29/08/2022 @ \$67.410300 (System Price) - 213.000000 Units on hand		(995.74)	14,473.22
31/10/2022	SYSTEM	30/10/2022		System Journal	Revaluation - 28/10/2022 @ \$73.318900 (System Price) - 213.000000 Units on hand		1,258.54	15,731.76
30/11/2022	SYSTEM	29/11/2022		System Journal	Revaluation - 28/11/2022 @ \$74.062500 (System Price) - 213.000000 Units on hand		158.38	15,890.14
31/01/2023	SYSTEM	30/01/2023		System Journal	Revaluation - 27/01/2023 @ \$61.615300 (System Price) - 213.000000 Units on hand		(2,651.25)	13,238.89

R&B McDougall Superannuation Fund
General Ledger - Audit View

For The Period 01 July 2022 - 30 June 2023

Transaction Date	Transaction Source	Processed Date	Last Modified By	Transaction Type	Description	Units	Amount \$	Balance \$
28/02/2023	SYSTEM	27/02/2023		System Journal	Revaluation - 24/02/2023 @ \$61.270900 (System Price) - 213.000000 Units on hand		(73.36)	13,165.53
30/04/2023	SYSTEM	29/04/2023		System Journal	Revaluation - 28/04/2023 @ \$58.835100 (System Price) - 213.000000 Units on hand		(633.65)	12,531.88
31/05/2023	SYSTEM	30/05/2023		System Journal	Revaluation - 26/05/2023 @ \$57.713000 (System Price) - 213.000000 Units on hand		(239.01)	12,292.87
30/06/2023	Rhonda Wilkinson	30/01/2024		System Journal	Revaluation - 30/06/2023 @ \$55.025502 (Custom Firm) - 213.000000 Units on hand		(572.44)	11,720.43
						213.00	(4,490.32)	11,720.43
<u>PayPal Holdings Inc (PYPL.NDQ)</u>								
01/07/2022	Opening Balance				Opening Balance	52.00		5,262.54
31/07/2022	SYSTEM	30/07/2022		System Journal	Revaluation - 29/07/2022 @ \$123.490800 (System Price) - 52.000000 Units on hand		210.53	5,473.07
31/08/2022	SYSTEM	30/08/2022		System Journal	Revaluation - 29/08/2022 @ \$135.112300 (System Price) - 52.000000 Units on hand		604.32	6,077.39
31/10/2022	SYSTEM	30/10/2022		System Journal	Revaluation - 28/10/2022 @ \$133.328200 (System Price) - 52.000000 Units on hand		(92.77)	5,984.62
30/11/2022	SYSTEM	29/11/2022		System Journal	Revaluation - 28/11/2022 @ \$119.423300 (System Price) - 52.000000 Units on hand		(723.06)	5,261.56
31/01/2023	SYSTEM	30/01/2023		System Journal	Revaluation - 27/01/2023 @ \$115.140000 (System Price) - 52.000000 Units on hand		(222.73)	5,038.83
28/02/2023	SYSTEM	27/02/2023		System Journal	Revaluation - 24/02/2023 @ \$107.939500 (System Price) - 52.000000 Units on hand		(374.43)	4,664.40
30/04/2023	SYSTEM	29/04/2023		System Journal	Revaluation - 28/04/2023 @ \$114.977300 (System Price) - 52.000000 Units on hand		1,314.42	5,978.82
31/05/2023	SYSTEM	30/05/2023		System Journal	Revaluation - 26/05/2023 @ \$92.432800 (System Price) - 52.000000 Units on hand		(1,172.31)	4,806.51
30/06/2023	Rhonda Wilkinson	30/01/2024		System Journal	Revaluation - 30/06/2023 @ \$100.105010 (Custom Firm) - 52.000000 Units on hand		398.95	5,205.46
						52.00	(57.08)	5,205.46
<u>Tencent Music Entertainment Group - ADR (TME.NYE)</u>								
01/07/2022	Opening Balance				Opening Balance	737.00		5,370.52
31/07/2022	SYSTEM	30/07/2022		System Journal	Revaluation - 29/07/2022 @ \$6.008300 (System Price) - 737.000000 Units on hand		202.83	5,573.35
31/08/2022	SYSTEM	30/08/2022		System Journal	Revaluation - 29/08/2022 @ \$7.188700 (System Price) - 737.000000 Units on hand		869.95	6,443.30
31/10/2022	SYSTEM	30/10/2022		System Journal	Revaluation - 28/10/2022 @ \$5.673200 (System Price) - 737.000000 Units on hand		(1,116.92)	5,326.38

R&B McDougall Superannuation Fund
General Ledger - Audit View

For The Period 01 July 2022 - 30 June 2023

Transaction Date	Transaction Source	Processed Date	Last Modified By	Transaction Type	Description	Units	Amount \$	Balance \$
30/11/2022	SYSTEM	29/11/2022		System Journal	Revaluation - 28/11/2022 @ \$9.293300 (System Price) - 737.000000 Units on hand		2,668.01	7,994.39
31/01/2023	SYSTEM	30/01/2023		System Journal	Revaluation - 27/01/2023 @ \$12.199200 (System Price) - 737.000000 Units on hand		2,141.65	10,136.04
28/02/2023	SYSTEM	27/02/2023		System Journal	Revaluation - 24/02/2023 @ \$11.138800 (System Price) - 737.000000 Units on hand		(781.51)	9,354.53
30/04/2023	SYSTEM	29/04/2023		System Journal	Revaluation - 28/04/2023 @ \$11.210300 (System Price) - 737.000000 Units on hand		(1,092.54)	8,261.99
31/05/2023	SYSTEM	30/05/2023		System Journal	Revaluation - 26/05/2023 @ \$11.358400 (System Price) - 737.000000 Units on hand		109.15	8,371.14
30/06/2023	Rhonda Wilkinson	30/01/2024		System Journal	Revaluation - 30/06/2023 @ \$11.071107 (Custom Firm) - 737.000000 Units on hand		(211.73)	8,159.41
						737.00	2,788.89	8,159.41
<u>Tesla Inc (TSLA.NDQ)</u>								
01/07/2022	Opening Balance				Opening Balance	21.00		20,528.12
31/07/2022	SYSTEM	30/07/2022		System Journal	Revaluation - 29/07/2022 @ \$1,272.227800 (System Price) - 21.000000 Units on hand		4,355.93	24,884.05
24/08/2022	InvestmentSaver	25/08/2022		General Journal	Capital Reconstruction - Tesla Inc - 63.0000	63.00	16,755.52	41,639.57
24/08/2022	InvestmentSaver	25/08/2022		General Journal	Capital Reconstruction - Tesla Inc - 21.0000	(21.00)	(16,755.52)	24,884.05
24/08/2022	SYSTEM	24/08/2022		System Journal	Unrealised Gain writeback as at 24/08/2022		(2,490.31)	22,393.74
31/08/2022	SYSTEM	30/08/2022		System Journal	Revaluation - 29/08/2022 @ \$415.310600 (System Price) - 63.000000 Units on hand		1,938.10	24,331.84
31/10/2022	SYSTEM	30/10/2022		System Journal	Revaluation - 28/10/2022 @ \$353.254000 (System Price) - 63.000000 Units on hand		(3,909.57)	20,422.27
30/11/2022	SYSTEM	29/11/2022		System Journal	Revaluation - 28/11/2022 @ \$273.300500 (System Price) - 63.000000 Units on hand		(5,037.07)	15,385.20
31/01/2023	SYSTEM	30/01/2023		System Journal	Revaluation - 27/01/2023 @ \$250.316600 (System Price) - 63.000000 Units on hand		(1,447.98)	13,937.22
28/02/2023	SYSTEM	27/02/2023		System Journal	Revaluation - 24/02/2023 @ \$288.934500 (System Price) - 63.000000 Units on hand		2,432.92	16,370.14
30/04/2023	SYSTEM	29/04/2023		System Journal	Revaluation - 28/04/2023 @ \$248.577900 (System Price) - 63.000000 Units on hand		(709.73)	15,660.41
31/05/2023	SYSTEM	30/05/2023		System Journal	Revaluation - 26/05/2023 @ \$296.500400 (System Price) - 63.000000 Units on hand		3,019.12	18,679.53
30/06/2023	Rhonda Wilkinson	30/01/2024		System Journal	Revaluation - 30/06/2023 @ \$392.694266 (Custom Firm) - 63.000000 Units on hand		6,060.21	24,739.74
						63.00	4,211.62	24,739.74

R&B McDougall Superannuation Fund

General Ledger - Audit View

For The Period 01 July 2022 - 30 June 2023

Transaction Date	Transaction Source	Processed Date	Last Modified By	Transaction Type	Description	Units	Amount \$	Balance \$
<u>Taiwan Semiconductor Manufacturing - ADR (TSM.NYE)</u>								
01/07/2022	Opening Balance				Opening Balance	75.00		8,884.58
31/07/2022	SYSTEM	30/07/2022		System Journal	Revaluation - 29/07/2022 @ \$126.273700 (System Price) - 75.000000 Units on hand		(387.55)	8,497.03
31/08/2022	SYSTEM	30/08/2022		System Journal	Revaluation - 29/08/2022 @ \$120.807800 (System Price) - 75.000000 Units on hand		(409.94)	8,087.09
31/10/2022	SYSTEM	30/10/2022		System Journal	Revaluation - 28/10/2022 @ \$95.857200 (System Price) - 75.000000 Units on hand		(1,871.30)	6,215.79
30/11/2022	SYSTEM	29/11/2022		System Journal	Revaluation - 28/11/2022 @ \$118.362500 (System Price) - 75.000000 Units on hand		1,687.90	7,903.69
31/01/2023	SYSTEM	30/01/2023		System Journal	Revaluation - 27/01/2023 @ \$131.279000 (System Price) - 75.000000 Units on hand		968.74	8,872.43
28/02/2023	SYSTEM	27/02/2023		System Journal	Revaluation - 24/02/2023 @ \$129.307300 (System Price) - 75.000000 Units on hand		(147.88)	8,724.55
30/04/2023	SYSTEM	29/04/2023		System Journal	Revaluation - 28/04/2023 @ \$127.534000 (System Price) - 75.000000 Units on hand		840.50	9,565.05
31/05/2023	SYSTEM	30/05/2023		System Journal	Revaluation - 26/05/2023 @ \$158.419000 (System Price) - 75.000000 Units on hand		2,316.38	11,881.43
30/06/2023	Rhonda Wilkinson	30/01/2024		System Journal	Revaluation - 30/06/2023 @ \$151.395138 (Custom Firm) - 75.000000 Units on hand		(526.79)	11,354.64
						75.00	2,470.06	11,354.64
Shares in Unlisted Private Companies (Australian) (77800)								
<u>Greatcell Energy Pty Ltd (Greatcell3)</u>								
01/07/2022	Opening Balance				Opening Balance	300,000.00		75,000.00
						300,000.00	0.00	75,000.00
<u>Lava Blue Ltd ACN 605 427 478 (LavaBlue1)</u>								
01/07/2022	Opening Balance				Opening Balance	1,000,000.00		200,000.00
28/02/2023	SYSTEM	27/02/2023		System Journal	Revaluation - 30/06/2022 @ \$0.200000 (Exit) - 1,000,000.000000 Units on hand		75,000.00	275,000.00
30/06/2023	Rhonda Wilkinson	30/01/2024		System Journal	Revaluation - 30/06/2023 @ \$0.225000 (Custom Firm (Exit)) - 1,000,000.000000 Units on hand		(50,000.00)	225,000.00
						1,000,000.00	25,000.00	225,000.00
Stapled Securities (78000)								
<u>Transurban Group (TCL.AX4)</u>								

R&B McDougall Superannuation Fund

General Ledger - Audit View

For The Period 01 July 2022 - 30 June 2023

Transaction Date	Transaction Source	Processed Date	Last Modified By	Transaction Type	Description	Units	Amount \$	Balance \$
01/07/2022	Opening Balance				Opening Balance	1,372.00		19,729.36
31/07/2022	SYSTEM	30/07/2022		System Journal	Revaluation - 29/07/2022 @ \$14.510000 (System Price) - 1,372.000000 Units on hand		(13.72)	19,715.64
31/08/2022	SYSTEM	30/08/2022		System Journal	Revaluation - 30/08/2022 @ \$13.970000 (System Price) - 1,372.000000 Units on hand		(740.88)	18,974.76
31/10/2022	SYSTEM	30/10/2022		System Journal	Revaluation - 28/10/2022 @ \$13.270000 (System Price) - 1,372.000000 Units on hand		(960.40)	18,014.36
30/11/2022	SYSTEM	29/11/2022		System Journal	Revaluation - 29/11/2022 @ \$14.190000 (System Price) - 1,372.000000 Units on hand		1,262.24	19,276.60
31/01/2023	SYSTEM	30/01/2023		System Journal	Revaluation - 30/01/2023 @ \$13.760000 (System Price) - 1,372.000000 Units on hand		(589.96)	18,686.64
28/02/2023	SYSTEM	27/02/2023		System Journal	Revaluation - 27/02/2023 @ \$14.120000 (System Price) - 1,372.000000 Units on hand		493.92	19,180.56
30/04/2023	SYSTEM	29/04/2023		System Journal	Revaluation - 28/04/2023 @ \$14.990000 (System Price) - 1,372.000000 Units on hand		1,385.72	20,566.28
31/05/2023	SYSTEM	30/05/2023		System Journal	Revaluation - 30/05/2023 @ \$14.710000 (System Price) - 1,372.000000 Units on hand		(384.16)	20,182.12
30/06/2023	Rhonda Wilkinson	30/01/2024		System Journal	Revaluation - 30/06/2023 @ \$14.250000 (System Price) - 1,372.000000 Units on hand		(631.12)	19,551.00
						1,372.00	(178.36)	19,551.00
Units in Listed Unit Trusts (Australian) (78200)								
<u>Vaneck Australian Corporate Bond PLUS Etf (PLUS.AX1)</u>								
01/07/2022	Opening Balance				Opening Balance	2,053.00		32,868.53
31/07/2022	SYSTEM	30/07/2022		System Journal	Revaluation - 29/07/2022 @ \$16.450000 (System Price) - 2,053.000000 Units on hand		(20.53)	32,848.00
31/08/2022	SYSTEM	30/08/2022		System Journal	Revaluation - 30/08/2022 @ \$16.130000 (System Price) - 2,053.000000 Units on hand		(656.96)	32,191.04
31/10/2022	SYSTEM	30/10/2022		System Journal	Revaluation - 28/10/2022 @ \$15.850000 (System Price) - 2,053.000000 Units on hand		(574.84)	31,616.20

R&B McDougall Superannuation Fund
General Ledger - Audit View

For The Period 01 July 2022 - 30 June 2023

Transaction Date	Transaction Source	Processed Date	Last Modified By	Transaction Type	Description	Units	Amount \$	Balance \$
30/11/2022	SYSTEM	29/11/2022		System Journal	Revaluation - 29/11/2022 @ \$15.980000 (System Price) - 2,053.000000 Units on hand		266.89	31,883.09
31/01/2023	SYSTEM	30/01/2023		System Journal	Revaluation - 30/01/2023 @ \$16.260000 (System Price) - 2,053.000000 Units on hand		574.84	32,457.93
28/02/2023	SYSTEM	27/02/2023		System Journal	Revaluation - 27/02/2023 @ \$16.110000 (System Price) - 2,053.000000 Units on hand		(307.95)	32,149.98
30/04/2023	SYSTEM	29/04/2023		System Journal	Revaluation - 28/04/2023 @ \$16.420000 (System Price) - 2,053.000000 Units on hand		1,560.28	33,710.26
31/05/2023	SYSTEM	30/05/2023		System Journal	Revaluation - 30/05/2023 @ \$16.240000 (System Price) - 2,053.000000 Units on hand		(369.54)	33,340.72
30/06/2023	Rhonda Wilkinson	30/01/2024		System Journal	Revaluation - 30/06/2023 @ \$16.000000 (System) - 2,053.000000 Units on hand		(492.72)	32,848.00
						2,053.00	(20.53)	32,848.00
<u>Vaneck Australian Subordinated Debt Etf (SUBD.AX)</u>								
01/07/2022	Opening Balance				Opening Balance	1,539.00		37,582.38
31/07/2022	SYSTEM	30/07/2022		System Journal	Revaluation - 29/07/2022 @ \$24.400000 (System Price) - 1,539.000000 Units on hand		(307.80)	37,274.58
31/08/2022	SYSTEM	30/08/2022		System Journal	Revaluation - 30/08/2022 @ \$24.570000 (System Price) - 1,539.000000 Units on hand		261.63	37,536.21
31/10/2022	SYSTEM	30/10/2022		System Journal	Revaluation - 28/10/2022 @ \$24.580000 (System Price) - 1,539.000000 Units on hand		15.39	37,551.60
30/11/2022	SYSTEM	29/11/2022		System Journal	Revaluation - 29/11/2022 @ \$24.520000 (System Price) - 1,539.000000 Units on hand		(92.34)	37,459.26
31/01/2023	SYSTEM	30/01/2023		System Journal	Revaluation - 30/01/2023 @ \$24.720000 (System Price) - 1,539.000000 Units on hand		307.80	37,767.06
28/02/2023	SYSTEM	27/02/2023		System Journal	Revaluation - 27/02/2023 @ \$24.790000 (System Price) - 1,539.000000 Units on hand		107.73	37,874.79
30/04/2023	SYSTEM	29/04/2023		System Journal	Revaluation - 28/04/2023 @ \$24.770000 (System Price) - 1,539.000000 Units on hand		246.24	38,121.03

R&B McDougall Superannuation Fund
General Ledger - Audit View

For The Period 01 July 2022 - 30 June 2023

Transaction Date	Transaction Source	Processed Date	Last Modified By	Transaction Type	Description	Units	Amount \$	Balance \$
31/05/2023	SYSTEM	30/05/2023		System Journal	Revaluation - 30/05/2023 @ \$24.760000 (System Price) - 1,539.000000 Units on hand		(15.39)	38,105.64
30/06/2023	Rhonda Wilkinson	30/01/2024		System Journal	Revaluation - 30/06/2023 @ \$24.830000 (System) - 1,539.000000 Units on hand		107.73	38,213.37
						1,539.00	630.99	38,213.37
<u>Vanguard Australian Property Securities Index Etf (VAP.AX1)</u>								
01/07/2022	Opening Balance				Opening Balance	1,199.00		91,124.00
31/07/2022	SYSTEM	30/07/2022		System Journal	Revaluation - 29/07/2022 @ \$82.970000 (System Price) - 1,199.000000 Units on hand		(1,426.81)	89,697.19
31/08/2022	SYSTEM	30/08/2022		System Journal	Revaluation - 30/08/2022 @ \$80.200000 (System Price) - 1,199.000000 Units on hand		(3,321.23)	86,375.96
31/10/2022	SYSTEM	30/10/2022		System Journal	Revaluation - 28/10/2022 @ \$73.930000 (System Price) - 1,199.000000 Units on hand		(7,517.73)	78,858.23
30/11/2022	SYSTEM	29/11/2022		System Journal	Revaluation - 29/11/2022 @ \$78.480000 (System Price) - 1,199.000000 Units on hand		5,455.45	84,313.68
31/01/2023	SYSTEM	30/01/2023		System Journal	Revaluation - 30/01/2023 @ \$82.620000 (System Price) - 1,199.000000 Units on hand		4,963.86	89,277.54
28/02/2023	SYSTEM	27/02/2023		System Journal	Revaluation - 27/02/2023 @ \$80.320000 (System Price) - 1,199.000000 Units on hand		(2,757.70)	86,519.84
30/04/2023	SYSTEM	29/04/2023		System Journal	Revaluation - 28/04/2023 @ \$78.710000 (System Price) - 1,199.000000 Units on hand		7,853.45	94,373.29
31/05/2023	SYSTEM	30/05/2023		System Journal	Revaluation - 30/05/2023 @ \$78.180000 (System Price) - 1,199.000000 Units on hand		(635.47)	93,737.82
30/06/2023	Rhonda Wilkinson	30/01/2024		System Journal	Revaluation - 30/06/2023 @ \$77.300000 (System) - 1,199.000000 Units on hand		(1,055.12)	92,682.70
						1,199.00	1,558.70	92,682.70
<u>Income Tax Payable/Refundable (85000)</u>								
<u>Income Tax Payable/Refundable (85000)</u>								
01/07/2022	Opening Balance				Opening Balance			9,370.87

R&B McDougall Superannuation Fund
General Ledger - Audit View

For The Period 01 July 2022 - 30 June 2023

Transaction Date	Transaction Source	Processed Date	Last Modified By	Transaction Type	Description	Units	Amount \$	Balance \$
13/04/2023	Bank Data Service	14/04/2023		Bank Statement	ATO ATO001000018214977 50		(9,370.87)	0.00
30/06/2023	Rhonda Wilkinson	30/01/2024		System Journal	Create Entries - Franking Credits Adjustment - 30/06/2023		11,994.95	11,994.95
30/06/2023	Rhonda Wilkinson	30/01/2024		System Journal	Create Entries - Foreign Credits Adjustment - 30/06/2023		752.72	12,747.67
30/06/2023	Rhonda Wilkinson	30/01/2024		System Journal	Create Entries - Income Tax Expense - 30/06/2023		(7,018.05)	5,729.62
							(3,641.25)	5,729.62
<u>Deferred Tax Liability/Asset (89000)</u>								
<u>Deferred Tax Liability/Asset (89000)</u>								
01/07/2022	Opening Balance				Opening Balance			(911.08)
30/06/2023	Rhonda Wilkinson	30/01/2024		System Journal	Create Entries - PDIT Entry - 30/06/2023		(8,846.91)	(9,757.99)
							(8,846.91)	(9,757.99)
<u>Investment Movement Data Clearing Account (94910)</u>								
<u>Investment Movement Data Clearing Account (94910)</u>								
15/07/2022	InvestmentSaver	17/07/2022		General Journal	Capital Reconstruction - Alphabet Inc. Class A - 200.0000		(24,577.66)	(24,577.66)
15/07/2022	InvestmentSaver	17/07/2022		General Journal	Capital Reconstruction - Alphabet Inc. Class A - 10.0000		24,577.66	0.00
24/08/2022	InvestmentSaver	25/08/2022		General Journal	Capital Reconstruction - Tesla Inc - 63.0000		(16,755.52)	(16,755.52)
24/08/2022	InvestmentSaver	25/08/2022		General Journal	Capital Reconstruction - Tesla Inc - 21.0000		16,755.52	0.00
							0.00	0.00

B - Permanent Documents

2023 Financial Year

Preparer Rhonda Wilkinson

Reviewer John Curley

Status Completed

Supporting Documents

- Fund Summary Report [Report](#)
- R&B MCDUGALL SUPER PTY LTD - Company Profile.pdf

External URLs

No External URLs

Standard Checklist

- Attach latest copy of ASIC annual company statement (if corporate trustee)
- Ensure latest copies of ATO Trustee Declarations and ATO confirmation that the fund is a regulated fund is attached
- Ensure latest copies of trustee consents, member consents and registers are attached
- Ensure latest copy of trust deed (including amendments) are attached
- Use [Australian Business Register](#) to ensure details are correct
- Use [Super Fund Lookup](#) to check the eligibility to receive rollovers and contributions

R&B McDougall Superannuation Fund

Fund Summary Report

As at 30 June 2023

Fund Details

Date Formed: 20/09/2020

Tax File Number: Provided

ABN: 70215942791

Period: 01/07/2022 - 30/06/2023

Fund Type: SMSF

GST Registered: No

Postal Address:

62 Laycock Road

Penshurst, New South Wales 2222

Physical Address:

62 Laycock Road

Penshurst, New South Wales 2222

Members

Number of Members: 2

Name	Age	Member Accounts	Pension Accounts	Tax File Number	Beneficiary Details
McDougall, Bruce	70	1	0	Provided	Not Provided
McDougall, Rhondda	66	2	1	Provided	Provided

Fund Relationships

Relationship Type	Contact
Accountant	Curley, John
Auditor	Boys, Anthony William
Fund Contact	McDougall, Rhondda
Tax Agent	Peacocke Accountants Pty Ltd
Trustee	R&B McDougall Super Pty Ltd McDougall, Bruce McDougall, Rhondda

Company Details

ACN 644 394 712	Company Type Proprietary - Superannuation Trustee Company (PSTC) Limited By Shares	SMSF Trustee YES	Company Class SHARES	Reference Number
Date of incorporation 16/09/2020	Home Unit Co NO	State of Registration New South Wales	Non Profit Co NO	Family Group

Company Addresses

Registered Office '5' 113-115 DARLING STREET, DUBBO, NSW 2830	Business Address 62 LAYCOCK ROAD, PENSHURST, NSW 2222
--	--

Officers

Bruce Andrew McDougall (Director)		
Address 62 LAYCOCK ROAD, PENSHURST, NSW 2222		
Date of Birth 30/09/1952	Place of Birth DUNEDIN, NEW ZEALAND	Appointment Date DIR - 16/09/2020

Rhondda Vivien McDougall (Director and Secretary)		
Address 62 LAYCOCK ROAD, PENSHURST, NSW 2222		
Date of Birth 04/08/1956	Place of Birth PENSHURST, NSW	Appointment Date DIR - 16/09/2020, SEC - 16/09/2020

Issued Capital

Share Class	Share Code	Number of Shares Issued	Paid Up Value	Unpaid Value
ORD	ORD	2	\$2.00	\$0.00

Members

Member	Beneficial Owner	Number Of Shares
Rhondda McDougall 62 LAYCOCK ROAD, PENSHURST, NSW 2222	B/O	1 ORD
Bruce Andrew McDougall 62 LAYCOCK ROAD, PENSHURST, NSW 2222	B/O	1 ORD

C - Other Documents

2023 Financial Year

Preparer Rhonda Wilkinson

Reviewer John Curley

Status N/A - Not Applicable

Supporting Documents

No supporting documents

External URLs

No External URLs

Standard Checklist

- Attach copy of any SOAs issued during the Financial Year
- Attach copy of Investment Strategy
- Attach signed Engagement Letter
- Attach signed Trustee Representation Letter
- Attach Trustee Minutes prepared during the year

D - Pension Documentation

2023 Financial Year

Preparer Rhonda Wilkinson

Reviewer John Curley

Status N/A - Not Applicable

Supporting Documents

- Pension Summary Report Report
- Transfer Balance Account Summary Report

External URLs

No External URLs

Standard Checklist

- Attach Actuarial Certificate
- Attach documentation supporting any pensions commenced during the financial year
- Attach documentation supporting any pensions commuted during the financial year
- Ensure correct Transfer Balance Account Reports have been lodged with the ATO

R&B McDougall Superannuation Fund

Pension Summary

As at 30 June 2023

Member Name : McDougall, Rhondda

Member Age : 65* (Date of Birth : Provided)

Member Code	Pension Type	Pension Start Date	Tax Free	Min / PF	Minimum	Maximum	Gross Pension Payments	PAYG	Net Pension Payment	Amount to reach Minimum
MCDRHO 00008P	Account Based Pension	05/11/2020	30.07%	2.50%	\$16,930.00*	N/A	\$16,950.00	\$0.00	\$16,950.00	NIL

*COVID-19 50% reduction has been applied to the minimum pension amount.

					\$16,930.00	\$0.00	\$16,950.00	\$0.00	\$16,950.00	\$0.00
--	--	--	--	--	--------------------	---------------	--------------------	---------------	--------------------	---------------

Total :

					\$16,930.00	\$0.00	\$16,950.00	\$0.00	\$16,950.00	\$0.00
--	--	--	--	--	--------------------	---------------	--------------------	---------------	--------------------	---------------

*Age as at 01/07/2022 or pension start date for new pensions.

R&B McDougall Superannuation Fund

Transfer Balance Account Summary

For The Period 01 July 2022 - 30 June 2023

Member	Pension Type	Date	Lodgment Date	Transaction Type	Event Type	Debit	Credit	Balance	Cap Limit	Remaining Cap
Bruce McDougall										
Rhondda McDougall										
	Below Cap									
		01/07/2022		Opening Balance				672,402.00	1,657,000.00	984,598.00

E - Estate Planning

2023 Financial Year

Preparer Rhonda Wilkinson

Reviewer John Curley

Status N/A - Not Applicable

Supporting Documents

No supporting documents

External URLs

No External URLs

Standard Checklist

- Attach Death Benefit Nominations (if applicable)
- Attach Life Insurance Policies (if applicable)
- Attach Reversionary Pension documentation (if applicable)
- Attach SMSF Will (if applicable)
- Review current Estate planning to ensure it matches wishes of members