

SMSF AUDIT WORKPAPERS

 **Approved**

Client name	PROLIFIC SUPERANNUATION FUND	Fin Accounts Prepared by	JEFFREY NG
Client code	PROLIFIC (342)	Date prepared	13-Oct-2023
Year ended	30-Jun-2023	Reviewed by	TC 13-10-23
SRN/HIN	X0064835416	AB Reviewed	Y / N
Postcode	2000	Start of next FY	01-Jul-2023

Checklist

**WP
INDEX**

WP NAME

CHK	Current WIP
NYP	Check List
PMR	Points for Attention Next Year
QUE	Partner/Manager Review Point
	Queries
A1	Trust Deed Summary
A2	Governing Rules
A3	Minutes and Documentation
A5	Engagement Check List
A6	Audit Risks
A7	Audit Completion
A8	Financial Analysis (Going Concern)
B	Record Keeping
C	Financial Reporting
E	Investments
F	Cash and Receivables
G	Income Tax
L	Liabilities/Pensions
M	Members' Benefits
N	Contributions & Transfers In
R	Revenue
X	Expenses
X1	Benefit Paid and Transfer Out
U	General Workpapers & Correspondence

NOTES:



Chartered Accountants Practice Workpapers

CHK

Client name	PROLIFIC SUPERANNUATION FUND	Fin Accounts Prepared by	JEFFREY NG
Client code	PROLIFIC (342)	Date prepared	13-Oct-2023
Year ended	30-Jun-2023	Reviewed by	
SRN/HIN	X0064835416	Date reviewed	
Post code	2000		Back to Cover

ITEM: PREPARATION CHECKLIST BEFORE HAND IN FOR REVIEW

FINANCIAL STATEMENTS

Prior Yr Computer Records Saved:	Yes	Prior Yr Workpapers Complete & Scanned:	Yes
----------------------------------	-----	---	-----

TAX RETURNS

Supporting Schedules Complete:	Yes	ITR agrees to Class ITR:	Yes
--------------------------------	-----	--------------------------	-----

SECRETARIAL

Last Year Minutes Signed & Filed:	Yes
Last Year Accounts Signed & Filed:	Yes
Register Updated:	Yes
All Minutes (incl pension commencement) prepared:	Yes
Annual Return Complete:	Yes
Emailed Catherine to update BDBN:	No
Provide Catherine Minimum Pension Figures:	Yes
Prepare TBAR declaration form:	No
Checked Trust Deed Date, is it older than 6 years?	Yes

COMPLIANCE WITH ACCOUNTING STANDARDS

Potential Reasons for Non-Compliance:

Notes for Future Returns:



Chartered Accountants Practice Workpapers

NYP

Client name	PROLIFIC SUPERANNUATION FUND	Fin Accounts Prepared by	JEFFREY NG
Client code	PROLIFIC (342)	Date prepared	13-Oct-2023
Year ended	30-Jun-2023	Reviewed by	
SRN/HIN	X0064835416	Date reviewed	
Postcode	2000		Back to Cover

ITEM: POINTS FOR ATTENTION NEXT YEAR

Sch Ref	Question	Response	INITIAL

Client name	PROLIFIC SUPERANNUATION FUND	Fin Accounts Prepared by	JEFFREY NG
Client code	PROLIFIC (342)	Date prepared	13-Oct-2023
Year ended	30-Jun-2023	Reviewed by	
SRN/HIN	X0064835416	Date reviewed	
Postcode	2000	Back to Cover	

ITEM: PARTNER / MANAGER REVIEW POINTS

Sch Ref	Question	Response	
Recontribution Strategy	Have you considered a recontribution strategy for members of this super fund?	N/A	
Trust Deed	TD not updated yet?	Date: 26/07/2001	
BDBN Dates		Date: 30/09/2021	
GST checked Annual/Quarterly GST prepared for lodgement.		Yes	
Change GST to annually from quarterly		Yes	



Chartered Accountants Practice Workpapers

QUE

Client name	PROLIFIC SUPERANNUATION FUND	Fin Accounts Prepared by	JEFFREY NG
Client code	PROLIFIC (342)	Date prepared	13-Oct-2023
Year ended	30-Jun-2023	Reviewed by	
SRN/HIN	X0064835416	Date reviewed	
Postcode	2000	Back to Cover	

ITEM: QUERIES

Item	Question	Response	INITIAL

Client name	PROLIFIC SUPERANNUATION FUND	Fin Accounts Prepared by	JEFFREY NG
Client code	PROLIFIC (342)	Date prepared	13-Oct-2023
Year ended	30-Jun-2023	Reviewed by	
SRN/HIN	X0064835416	Date reviewed	
Postcode	2000	Back to Cover	

1 Membership of Fund

Was there a new member joining the fund during the financial year?

(Please ensure that each new member has been given a PDS and a copy of the Trust Deed)

No

2 Contributions & Investments:

- a Trustees cannot accept contributions other than that permitted by Superannuation Law
- b Contributions can be cash or non cash (fair value)
Contributions shall be vested and can be used by the trustees to invest in accordance with investment strategies
- c strategies
- d Can be used to invest in arms length arrangements with related parties
- e Shall not borrow except in limited circumstances (7 days to settle trade, 90 days for payment of benefits)
- f Unallocated earnings must be held in reserves
- g Trustees must formulate investment strategies and objectives and regularly review them

3 Member not to deal with benefit

Members are not allowed to deal with his or her interests in the fund

4 Actuarial Appointment

As and when required by SIS Act and Regulations

5 Vesting of Benefits

Benefits shall vest in the individual when accrue

6 Payment of Benefits

Minimum requirements for payment of pensions - refer to section 8 in Deed

Minimum requirements for payment of lump sum benefits - refer to section 8 in Deed

7 Trustees to Provide Certificate

When a person ceases to become a member

8 Transfer of Benefits

Upon request of a member to transfer benefits to another fund

9 Auditor

Trustees to appoint independent registered auditor

10 Trustees Responsibilities

- Fit and proper person
- Comply with the sole purpose test
- Manage the fund's investments
- Pay benefits in accordance with the rules
- Meet administrative obligations
- Each member has been provided with a PDS

11 SMSF Requirements

- Less than 5 members
- All members are trustees or directors of the corporate trustee
- Election to become regulated by SISA (1993)
- No member of the fund is an employee of another

Client name	PROLIFIC SUPERANNUATION FUND	Fin Accounts Prepared by	JEFFREY NG
Client code	PROLIFIC (342)	Date prepared	13-Oct-2023
Year ended	30-Jun-2023	Reviewed by	
SRN/HIN	X0064835416	Date reviewed	
Postcode	2000	Back to Cover	

12 Trustees

Appointment and removal of trustees
 Record Keeping - 10 years - written records for all decisions
 Record Keeping - 5 years for accounting records
 Ensure proper accounting including maintenance of member accounts

13 Amendments to Trust Deed

Deed was reviewed and there were no amendments made to the trust deed
Check to make sure there is an "Evergreen" clause to ensure that it is up to date with legislation
 All deeds dated in 2002 should be updated. If this is your case, please let Catherine know so she can prepare all the necessary documentations

14 Binding Death Benefit Nominations

Does the trust deed provide for non-lapsing binding death benefit nominations?
(All Trust Deeds from Patricia Holdings should have this, please check para 51.2.8 or relevant paragraph. Members without dependants should amend their deed immediately)

No

**2001 Deed is unclear if non-lapsing allowed
 Refer to Rule 8.5.3**

Client name	PROLIFIC SUPERANNUATION FUND	Fin Accounts Prepared by	JEFFREY NG
Client code	PROLIFIC (342)	Date prepared	13-Oct-2023
Year ended	30-Jun-2023	Reviewed by	
SRN/HIN	X0064835416	Date reviewed	
Postcode	2000	Back to Cover	

(i) Access the link below for a print out compliance status of the super fund

<http://superfundlookup.gov.au/Index.aspx>

Yes

(ii) Reviewed Trustee Covenants - consistent with governing rules as per section 51 SISA (1993) Refer to Trust deed summary

1. Act honestly in all matters affecting the entity
2. To exercise the degree of care skill and diligence of an ordinary prudent person
3. To act in the best interests of beneficiaries
4. To keep fund assets separate
5. Not to do anything that would impede the proper performance of functions and powers
6. To formulate and give effect to an investment strategy
7. To manage reserves responsibly
8. To allow a beneficiary access to certain information

Note: super fund's governing rules are consistent with trustees' covenants as per s52 SISA (1993)

Yes

(iii) Reviewed the governing rules which appeared to allow for the the operations of the fund to be "indefinitely continuing". Refer to Summary of Governing Rules

(iv) Super fund activities complied with the investment strategy permitted by the trust deed and that the purpose is to provide retirement benefits to members



PROLIFIC SUPERANNUATION FUND

ABN details

ABN:	41 197 273 614 View record on ABN Lookup
ABN Status:	Active from 26 Jul 2001
Fund type:	ATO Regulated Self-Managed Superannuation Fund
Contact details:	Se 7 L 5 66 HUNTER ST SYDNEY NSW 2000 AUSTRALIA
Status:	Complying

What does 'Complying' mean?

A 'Complying' SMSF:

- is a regulated fund
- is a resident of Australia, and
- has been issued with a [Notice of compliance](#)

APRA Funds

See the [guidance](#) issued by APRA for further assistance in managing transfers and rollovers to SMSFs. Use the SMSF verification service through [Standard Business Reporting](#) software. More information can be found on [ato.gov.au](#).

Superannuation guarantee payments

Contributions made to complying funds can qualify as Superannuation Guarantee (SG) payments. This record extract can be used to confirm this fund has been issued with a Notice of Compliance and is currently entitled to receive employer SG payments.

Tax rates

Complying funds that meet [Superannuation Industry \(Supervision\) Act 1993 \(SISA\)](#) standards qualify for [concessional tax rates](#).

Also refer to [frequently asked questions](#)

Disclaimer

This extract is based on information supplied by superannuation entities to the Commissioner of Taxation.

Important Neither the Australian Government nor the ATO endorse or guarantee the performance of super funds.

Warning Statement

Anyone who tells you to set up a SMSF is giving you financial advice. This means the person or company must have an [Australian Financial Services \(AFS\) licence](#). Check [ASIC Connect Professional Registers](#).

Client name	PROLIFIC SUPERANNUATION FUND	Fin Accounts Prepared by	JEFFREY NG
Client code	PROLIFIC (342)	Date prepared	13-Oct-2023
Year ended	30-Jun-2023	Reviewed by	
SRN/HIN	X0064835416	Date reviewed	
Postcode	2000	Back to Cover	

Objective To ensure that records are maintained in accordance with the trust deed and are consistent with SISA (1993) and general accepted accounting principles

Accounting Records

1 Maintenance of Records

The super fund's financial records were inspected and appeared to be kept in order
Minutes were inspected and it appeared that all decisions relating to the super fund were recorded
(Attach minutes of significant matters such as appointment of auditor, commencement of pension)

Was there options trading during the financial year?

No

If yes, please ensure a derivative risk statement is included in the financial accounts.

Documentation of Investment Decisions

The super fund's minute book was reviewed and there were no matters noted that would materially effect the financial statements

2 ATO Correspondence

Reviewed correspondence with ATO and there were no outstanding matters of audit significance

Client name	PROLIFIC SUPERANNUATION FUND	Fin Accounts Prepared by	JEFFREY NG
Client code	PROLIFIC (342)	Date prepared	13-Oct-2023
Year ended	30-Jun-2023	Reviewed by	
SRN/HIN	X0064835416	Date reviewed	
Postcode	2000	Back to Cover	

Objective To ensure the audit engagement is planned properly and performed efficiently

All Engagements

- 5 Copy of Trust Deed**
Obtained a copy of the trust deed - Refer to Deed Summary (A1 & A2)
- There were no amendments
- 6 Issues Relating to Fund History**
Reviewed prior year accounts and workpapers and there were no ongoing issues
- 7 Audit Plan**
Audit plan is prepared and approved by partner
- 8 Minutes**
Reviewed Minutes of meetings for the super fund for the year and there were no items of audit significance. (If significant, please document)
- 9 Legal Advice**
Reviewed correspondence and there was no legal advice received by the trustee during the year
- 10 Trustee Declaration**
Sighted ATO Trustee declaration for new trustees appointed after 30th June 2007.

New Engagements

No

Client name	PROLIFIC SUPERANNUATION FUND	Fin Accounts Prepared by	JEFFREY NG
Client code	PROLIFIC (342)	Date prepared	13-Oct-2023
Year ended	30-Jun-2023	Reviewed by	
SRN/HIN	X0064835416	Date reviewed	
Postcode	2000	Back to Cover	

- 1 Contribution Risks**
 All Contributions were allocated to the appropriate member(s) and agreed to employers contributions received and individual tax returns

 Confirmed member contributions were received by the fund (see attached) and compared to the member's individual tax return to ensure the correct amount have been claimed as deduction.
- 2 Other Income Risks**
 A random sample was selected (see attached chess statements) and were confirmed to share registry records. From the sample selected it was reasonable to suggest that all incomes are reported and are at correct amounts
- 3 Expenditure Risks**
 A sample was selected (see attached) and vouched to source documents. From the sample selected it is reasonable to suggest that all expenditures incurred were related to S/F and were correctly reported
- 4 Benefits Payments Risks**
 See Attached Member's Benefits Calculation Statement. Reviewed calculations were reasonable and in accordance with current requirements
- 5 Investments and Other Assets Risks**
 A sample was selected and vouched to bank statements, chess statements and portfolio valuations. From the selected sample, it was reasonable that investments and other assets were held in the super fund's name (See Attached Chess Statements)
 From the sample selected, market values agreed with those published in AFR and were appropriately reported in the accounts
- 6 Liabilities and Members Benefits Risks**
 All investments are shares and cash and therefore the only reasonable risk of unrecorded liability is tax which was brought to balance sheet

Client name	PROLIFIC SUPERANNUATION FUND	Fin Accounts Prepared by	JEFFREY NG
Client code	PROLIFIC (342)	Date prepared	13-Oct-2023
Year ended	30-Jun-2023	Reviewed by	
SRN/HIN	X0064835416	Date reviewed	
Postcode	2000	Back to Cover	

Audit Completion

- 10 Assessment and Documentation of Going Concern**
Super fund has no debt other than tax and accrued members benefits
Super fund's assets are adequate to meet any short and long term liabilities (payments of benefits)
- 11 Commitments and Contingencies Properly Disclosed**
Reviewed accounts and all contingencies and commitments have been adequately review and disclosed in the financial report
- 13 Subsequent Events**
Reviewed correspondence and activity post year end and there were no material events Post balance date
- 14 ATO Return**
Viewed super fund's signed tax return and lodged and compared with audit WP
- 16 Financial Accounts**
All Reports in financial accounts have been signed

Client name	PROLIFIC SUPERANNUATION FUND	Fin Accounts Prepared by	JEFFREY NG
Client code	PROLIFIC (342)	Date prepared	13-Oct-2023
Year ended	30-Jun-2023	Reviewed by	
SRN/HIN	X0064835416	Date reviewed	
Postcode	2000	Back to Cover	

Objective To ensure that records are maintained in accordance with the trust deed and are consistent with general accounting principles.

Accounting Records

- 1 Opening Balances**
Obtained trial balance and agreed the current year's opening balances to the closing balances from last year
- 2 Comparative Balances Agreed to Prior Year Audited Financial Statements**
Obtained trial balance and agreed audited financial report from last year
- 3 Maintenance of Records**
The super fund's financial records were inspected and appeared to be kept in order (5 years)
Minutes were inspected and it appeared that all decisions relating to the S/F were recorded (Attach minutes of significance matters - these are kept for 10 years)

- 4 Other Records**
Investment decisions were documented and updated in minute book

Investment strategy was prepared and reviewed regularly (at least annually) to take into account of risk, return, liquidity, diversification and the super fund's ability to meet its short and long term commitments.

The super fund's investments were reviewed and are within guidelines of its investment strategy.

Prolific Superannuation Fund
Detailed Trial Balance as at 30 June 2022

Prior Year		Description	Current Year	
Debits	Credits		Debits	Credits
		INCOME		
		Contributions - Member - Personal Concessional		
-	25,000.00	Mr Harold Seeto	-	27,500.00
-	25,000.00	Mrs Dorothy Seeto	-	-
		Realised Capital Gains - Shares in Listed Companies		
1,252.19	-	Adelaide Brighton Limited - Ordinary Fully Paid	-	-
		Realised Capital Gains - Stapled Securities		
11,624.20	-	360 Capital Total Return Fund - Fully Paid Units Stapled Securities	0.27	-
-	-	Ale Property Group - Ordinary/Units Fully Paid Stapled Securities	-	12,802.72
-	-	Sydney Airport - Fully Paid Stapled Securities	-	3,757.78
		Distributions - Stapled Securities		
-	3,655.00	Ale Property Group - Ordinary/Units Fully Paid Stapled Securities	-	935.00
-	-	Aventus Group - Fully Paid Ordinary/Units Stapled Securities	-	2,250.00
-	-	Charter Hall Group - Stapled Securities Us Prohibited	-	1,130.00
		Distributions - Units In Listed Unit Trusts		
-	-	Homeco Daily Needs REIT - Ordinary Units Fully Paid	-	4,158.00
		Dividends - Shares in Listed Companies		
-	727.84	Adelaide Brighton Limited - Ordinary Fully Paid	-	-
-	3,681.36	Atlas Arteria - Fully Paid Ordinary Stapled Securities	-	8,117.55
-	9,558.97	BHP Group Limited - Fully Paid Ordinary	-	59,909.82
-	17,360.00	Commonwealth Bank of Australia. - Ordinary Fully Paid	-	26,250.00
-	1,619.20	Computershare Limited. - Ordinary Fully Paid	-	1,842.40
-	8,455.96	Csl Limited - Ordinary Fully Paid	-	9,037.67
-	-	Elders Limited	-	2,500.00
-	-	Fortescue Metals Group Ltd	-	7,310.00
-	445.00	Hub24 Limited	-	780.00
-	-	Iress Limited	-	1,575.00
-	5,433.75	Macquarie Group Limited	-	10,470.75
-	2,313.89	Qube Holdings Limited	-	5,275.00
-	-	Reece Limited	-	150.00
-	6,961.68	Rio Tinto Limited - Ordinary Fully Paid	-	13,503.32
-	2,653.50	Sonic Healthcare Limited - Ordinary Fully Paid	-	2,897.50
-	2,745.00	Washington H Soul Pattinson & Company Limited	-	3,575.00
-	3,660.00	Wesfarmers Limited - Ordinary Fully Paid	-	5,640.00
		Dividends - Stapled Securities		
-	-	Charter Hall Group - Stapled Securities Us Prohibited	-	416.50
		Interest - Cash At Bank		
-	13.00	Macquarie Bank	-	10.27
-	489.56	Macquarie Vision Savings Account	-	731.30
-	20,581.66	Qudos Bank DIY Super	-	7,104.83
-	-	Qudos Bank Savings Account Zero	-	0.89
		Rent - Direct Property		
-	65,220.82	38 Premier Street Neutral Bay	-	68,248.27
-	45.87	Rebate	-	-

Prolific Superannuation Fund
Detailed Trial Balance as at 30 June 2022

Prior Year		Description	Current Year	
Debits	Credits		Debits	Credits
EXPENSE				
97,706.08	-	Lump Sums Paid - Mr Harold Seeto Accumulation	46,120.00	-
97,706.08	-	Lump Sums Paid - Mrs Dorothy Seeto Accumulation	55,280.00	-
Pensions Paid - Mr Harold Seeto				
3,110.00	-	Account Based Pension 01.07.12	3,450.00	-
3,580.00	-	Account Based Pension 01.07.13	3,980.00	-
4,020.00	-	Account Based Pension 01.07.14	4,460.00	-
4,420.00	-	Account Based Pension 01.07.15	4,910.00	-
4,460.00	-	Account Based Pension 01.07.16	4,960.00	-
21,940.00	-	Account Based Pension 17.11.10	24,360.00	-
Pensions Paid - Mrs Dorothy Seeto				
3,100.00	-	Account Based Pension 01.07.12	4,130.00	-
3,580.00	-	Account Based Pension 01.07.13	4,780.00	-
4,020.00	-	Account Based Pension 01.07.14	5,360.00	-
4,430.00	-	Account Based Pension 01.07.15	5,900.00	-
4,330.00	-	Account Based Pension 01.07.16	5,770.00	-
22,010.00	-	Account Based Pension 17.11.10	29,340.00	-
770.00	-	Accountancy Fee	825.00	-
102.50	-	Actuarial Fee	102.50	-
440.00	-	Auditor Fee	495.00	-
Bank Fees - Cash At Bank				
329.48	-	Macquarie Bank	330.04	-
-	-	Qudos Bank DIY Super	20.00	-
Depreciation - Capital Allowances - Direct Property				
67.58	-	38 Premier Street Neutral Bay	67.58	-
6,457.50	-	Fund Administration Fee	6,918.75	-
Property Expenses - Advertising - Direct Property				
1,692.00	-	38 Premier Street Neutral Bay	1,661.00	-
Property Expenses - Agents Management Fee - Direct Property				
2,869.68	-	38 Premier Street Neutral Bay	2,877.75	-
Property Expenses - Cleaning - Direct Property				
-	-	38 Premier Street Neutral Bay	855.80	-
Property Expenses - Council Rates - Direct Property				
2,801.66	-	38 Premier Street Neutral Bay	2,962.25	-
Property Expenses - Garden and Lawn - Direct Property				
4,935.00	-	38 Premier Street Neutral Bay	3,835.00	-
Property Expenses - Insurance Premium - Direct Property				
4,285.00	-	38 Premier Street Neutral Bay	4,407.00	-
Property Expenses - Land Tax - Direct Property				
15,220.00	-	38 Premier Street Neutral Bay	16,441.30	-
Property Expenses - Repairs Maintenance - Direct Property				
9,598.49	-	38 Premier Street Neutral Bay	8,447.20	-
Property Expenses - Stationery Phone and Postage - Direct Property				
16.50	-	38 Premier Street Neutral Bay	39.60	-
Property Expenses - Sundry Expenses -				

Prolific Superannuation Fund
Detailed Trial Balance as at 30 June 2022

Prior Year		Description	Current Year	
Debits	Credits		Debits	Credits
1,270.10	-	Direct Property 38 Premier Street Neutral Bay	566.00	-
-	-	Property Expenses - Title Fees - Direct Property 38 Premier Street Neutral Bay	2,629.00	-
2,524.23	-	Property Expenses - Water Rates - Direct Property 38 Premier Street Neutral Bay	2,389.55	-
55.00	-	Regulatory Fees	56.00	-
259.00	-	SMSF Supervisory Levy	259.00	-
-	150,067.58	Decrease in Market Value - Direct Property 38 Premier Street Neutral Bay	-	67.58
-	2,398.12	Decrease in Market Value - Shares in Listed Companies Adelaide Brighton Limited - Ordinary Fully Paid	-	-
-	38,000.00	Alliance Aviation Services Limited	28,817.79	-
2,631.87	-	Atlas Arteria - Fully Paid Ordinary Stapled Securities	-	47,032.36
-	58,994.25	BHP Group Limited - Fully Paid Ordinary	28,758.86	-
-	213,150.00	Commonwealth Bank of Australia - Ordinary Fully Paid	66,430.00	-
-	14,188.00	Computershare Limited. - Ordinary Fully Paid	-	30,340.80
5,430.00	-	Csl Limited - Ordinary Fully Paid	48,390.00	-
-	-	Elders Limited	-	3,050.54
-	-	Fortescue Metals Group Ltd	-	22,681.80
-	104,560.00	Hub24 Limited	49,440.00	-
-	-	Iress Limited	1,250.55	-
-	65,256.75	Macquarie Group Limited	-	9,761.88
-	-	Mineral Resources Limited	-	9,319.02
-	14,205.45	Qube Holdings Limited	44,852.93	-
-	-	Reece Limited	7,857.50	-
-	27,217.32	Rio Tinto Limited - Ordinary Fully Paid	22,719.06	-
-	24,308.50	Sonic Healthcare Limited - Ordinary Fully Paid	16,439.50	-
-	-	The Reject Shop Limited	20,656.38	-
-	63,900.00	Washington H Soul Pattinson & Company Limited	57,405.95	-
-	28,540.00	Wesfarmers Limited - Ordinary Fully Paid	60,280.06	-
-	-	Woodside Energy Group Ltd	-	2,385.76
-	10,870.77	Decrease in Market Value - Stapled Securities 360 Capital Total Return Fund - Fully Paid Units Stapled Securities	-	-
2,890.00	-	Ale Property Group - Ordinary/Units Fully Paid Stapled Securities	237.22	-
-	-	Charter Hall Group - Stapled Securities Us Prohibited	30,667.07	-
-	-	Decrease in Market Value - Units In Listed Unit Trusts Homeco Daily Needs REIT - Ordinary Units Fully Paid	16,855.66	-
16,485.00	-	INCOME TAX Income Tax Expense	22,274.10	-
-	311.93	Imputation Credits - Shares in Listed Companies Adelaide Brighton Limited - Ordinary Fully Paid	-	-
-	4,096.70	BHP Group Limited - Fully Paid Ordinary	-	25,675.64

Prolific Superannuation Fund
Detailed Trial Balance as at 30 June 2022

Prior Year		Description	Current Year	
Debits	Credits		Debits	Credits
-	7,440.00	Commonwealth Bank of Australia. - Ordinary Fully Paid	-	11,250.00
-	451.06	Computershare Limited. - Ordinary Fully Paid	-	393.12
-	-	Csl Limited - Ordinary Fully Paid	-	3,873.29
-	-	Elders Limited	-	274.29
-	-	Fortescue Metals Group Ltd	-	3,132.86
-	190.71	Hub24 Limited	-	334.29
-	-	Iress Limited	-	101.25
-	931.50	Macquarie Group Limited	-	1,794.98
-	991.66	Qube Holdings Limited	-	2,260.71
-	-	Reece Limited	-	64.29
-	2,983.57	Rio Tinto Limited - Ordinary Fully Paid	-	5,787.13
-	341.16	Sonic Healthcare Limited - Ordinary Fully Paid	-	990.17
-	1,176.43	Washington H Soul Pattinson & Company Limited	-	1,532.14
-	1,568.58	Wesfarmers Limited - Ordinary Fully Paid	-	2,417.14
-	-	Imputation Credits - Stapled Securities	-	-
-	-	Charter Hall Group - Stapled Securities	-	178.50
-	-	Us Prohibited	-	-
PROFIT & LOSS CLEARING ACCOUNT				
669,342.96	-	Profit & Loss Clearing Account	-	309,739.11
ASSETS				
Cash and Cash Equivalents				
-	-	Macquarie Bank Term Deposit #9570	250,000.00	-
Direct Property				
2,000,000.00	-	38 Premier Street Neutral Bay	2,000,000.00	-
Shares in Listed Companies				
113,750.00	-	Alliance Aviation Services Limited	124,950.00	-
97,709.43	-	Atlas Arteria - Fully Paid Ordinary Stapled Securities	225,680.00	-
224,732.68	-	BHP Group Limited - Fully Paid Ordinary	261,936.79	-
699,090.00	-	Commonwealth Bank of Australia. - Ordinary Fully Paid	632,660.00	-
66,248.00	-	Computershare Limited. - Ordinary Fully Paid	96,588.80	-
855,570.00	-	Csl Limited - Ordinary Fully Paid	807,180.00	-
-	-	Elders Limited	62,950.00	-
-	-	Fortescue Metals Group Ltd	149,005.00	-
171,060.00	-	Hub24 Limited	121,620.00	-
-	-	Iress Limited	60,427.50	-
269,841.75	-	Macquarie Group Limited	309,443.31	-
-	-	Mineral Resources Limited	135,156.00	-
206,050.00	-	Qube Holdings Limited	273,000.00	-
-	-	Reece Limited	27,560.00	-
120,181.36	-	Rio Tinto Limited - Ordinary Fully Paid	97,462.30	-
117,120.00	-	Sonic Healthcare Limited - Ordinary Fully Paid	100,680.50	-
-	-	The Reject Shop Limited	23,562.50	-
151,785.00	-	Washington H Soul Pattinson & Company Limited	129,470.00	-
118,200.00	-	Wesfarmers Limited - Ordinary Fully Paid	201,168.00	-
-	-	Woodside Energy Group Ltd	36,520.48	-
Stapled Securities				
0.27	-	360 Capital Total Return Fund - Fully Paid Units Stapled Securities	-	-

Prolific Superannuation Fund
Detailed Trial Balance as at 30 June 2022

Prior Year		Description	Current Year	
Debits	Credits		Debits	Credits
81,600.00	-	Ale Property Group - Ordinary/Units Fully Paid Stapled Securities	-	-
-	-	Charter Hall Group - Stapled Securities Us Prohibited	54,150.00	-
-	-	Units In Listed Unit Trusts Homeco Daily Needs REIT - Ordinary Units Fully Paid	126,720.00	-
50,168.45	-	Cash At Bank Macquarie Bank	43,642.58	-
12,564.10	-	Macquarie Vision Savings Account	88,295.40	-
2,045,238.97	-	Qudos Bank DIY Super	593,423.80	-
15,198.38	-	Qudos Bank Savings Account Zero	37,777.39	-
1,827.50	-	Receivables - Investment Income Receivable - Distributions Ale Property Group - Ordinary/Units Fully Paid Stapled Securities	-	-
-	-	Charter Hall Group - Stapled Securities Us Prohibited	563.50	-
-	-	Receivables - Investment Income Receivable - Distributions Homeco Daily Needs REIT - Ordinary Units Fully Paid	2,098.80	-
0.15	-	Current Tax Assets Income Tax Payable	0.15	-
-	16,485.00	Provision for Income Tax	-	22,274.10
311.93	-	Current Tax Assets - Franking Credits - Shares in Listed Companies Adelaide Brighton Limited - Ordinary Fully Paid	-	-
4,096.70	-	BHP Group Limited - Fully Paid Ordinary	25,675.64	-
7,440.00	-	Commonwealth Bank of Australia. - Ordinary Fully Paid	11,250.00	-
451.06	-	Computershare Limited. - Ordinary Fully Paid	393.12	-
-	-	Csl Limited - Ordinary Fully Paid	3,873.29	-
-	-	Elders Limited	274.29	-
-	-	Fortescue Metals Group Ltd	3,132.86	-
190.71	-	Hub24 Limited	334.29	-
-	-	Iress Limited	101.25	-
931.50	-	Macquarie Group Limited	1,794.98	-
991.66	-	Qube Holdings Limited	2,260.71	-
-	-	Reece Limited	64.29	-
2,983.57	-	Rio Tinto Limited - Ordinary Fully Paid	5,787.13	-
341.16	-	Sonic Healthcare Limited - Ordinary Fully Paid	990.17	-
1,176.43	-	Washington H Soul Pattinson & Company Limited	1,532.14	-
1,568.58	-	Wesfarmers Limited - Ordinary Fully Paid	2,417.14	-
-	-	Current Tax Assets - Franking Credits - Stapled Securities Charter Hall Group - Stapled Securities Us Prohibited	178.50	-
561.00	-	Other Taxes Refundable Activity Statement Payable/Refundable	1,278.00	-
0.10	-	GST Payable/Refundable	-	0.17
-	259.00	LIABILITIES SMSF Supervisory Levy	-	259.00

MEMBER ENTITLEMENTS

Prolific Superannuation Fund
Detailed Trial Balance as at 30 June 2022

Prior Year		Description	Current Year	
Debits	Credits		Debits	Credits
		Mr Harold Seeto		
-	137,942.94	Account Based Pension 01.07.12	-	132,393.47
-	159,245.87	Account Based Pension 01.07.13	-	152,842.15
-	178,552.45	Account Based Pension 01.07.14	-	171,374.89
-	196,564.94	Account Based Pension 01.07.15	-	188,663.31
-	198,334.87	Account Based Pension 01.07.16	-	190,356.26
-	974,480.02	Account Based Pension 17.11.10	-	935,288.64
-	1,803,880.53	Accumulation	-	1,745,084.97
		Mrs Dorothy Seeto		
-	137,571.30	Account Based Pension 01.07.12	-	131,347.77
-	159,206.02	Account Based Pension 01.07.13	-	152,003.18
-	178,543.91	Account Based Pension 01.07.14	-	170,466.80
-	196,687.23	Account Based Pension 01.07.15	-	187,794.02
-	192,180.60	Account Based Pension 01.07.16	-	183,486.01
-	977,924.84	Account Based Pension 17.11.10	-	933,702.75
-	1,931,120.92	Accumulation	-	1,837,693.11
<u>8,480,742.54</u>	<u>8,480,742.54</u>		<u>7,917,348.82</u>	<u>7,917,348.82</u>

Client name	PROLIFIC SUPERANNUATION FUND	Fin Accounts Prepared by	JEFFREY NG
Client code	PROLIFIC (342)	Date prepared	13-Oct-2023
Year ended	30-Jun-2023	Reviewed by	
SRN/HIN	X0064835416	Date reviewed	
Postcode	2000	Back to Cover	

Objective To ensure that financial report complies with AAS, UIG's and trust deed

Accounting Records

- 1 **Financial Report Disclosures Complied with AAS and UIG's Listed in Note 1**
Reviewed super fund's financial disclosures and it appeared to comply

- 2 **Consistency in Treatment of Accounting Policies**
The basis of accounting is accrual and is consistent with prior year. There were no changes made and hence zero impact on financial statements

- 3 **Financial Prepared in Accordance with Trust Deed**
Financial reports were prepared in accordance with trust deed requirements

Prolific Superannuation Fund
Detailed Trial Balance as at 30 June 2023

Prior Year		Description	Current Year	
Debits	Credits		Debits	Credits
		INCOME		
		Contributions - Member - Personal Concessional		
-	27,500.00	Mr Harold Seeto	-	27,500.00
		Realised Capital Gains - Shares in Listed Companies		
-	-	Computershare Limited. - Ordinary Fully Paid	-	65,936.15
-	-	Iress Limited	15,676.92	-
		Realised Capital Gains - Stapled Securities		
0.27	-	360 Capital Total Return Fund - Fully Paid Units Stapled Securities	-	-
-	12,802.72	Ale Property Group - Ordinary/Units Fully Paid Stapled Securities	-	-
-	3,757.78	Sydney Airport - Fully Paid Stapled Securities	-	-
		Realised Capital Gains - Units In Listed Unit Trusts		
-	-	Homeco Daily Needs REIT - Ordinary Units Fully Paid	8,924.62	-
		Increase in Market Value - Direct Property		
-	67.58	38 Premier Street Neutral Bay	-	625,067.58
		Increase in Market Value - Shares in Listed Companies		
28,817.79	-	Alliance Aviation Services Limited	24,150.00	-
-	47,032.36	Atlas Arteria - Fully Paid Ordinary Stapled Securities	51,800.00	-
28,758.86	-	BHP Group Limited - Fully Paid Ordinary	-	32,989.28
-	-	Commonwealth Bank Of Australia. - Cap Note 3-Bbsw+3.00% Perp Non-Cum Red T-06-30	31.74	-
66,430.00	-	Commonwealth Bank of Australia. - Ordinary Fully Paid	-	69,230.00
-	30,340.80	Computershare Limited. - Ordinary Fully Paid	61,158.56	-
48,390.00	-	Csl Limited - Ordinary Fully Paid	-	24,960.00
-	3,050.54	Elders Limited	46,336.15	-
-	22,681.80	Fortescue Metals Group Ltd	-	39,525.00
49,440.00	-	Hub24 Limited	-	31,080.00
1,250.55	-	Iress Limited	-	1,250.55
-	9,761.88	Macquarie Group Limited	-	24,659.91
-	9,319.02	Mineral Resources Limited	-	64,848.00
-	-	National Australia Bank Limited - Cap Note 3-Bbsw+3.15% Perp Non-Cum Red T-12-29	69.01	-
44,852.93	-	Qube Holdings Limited	-	12,000.00
7,857.50	-	Reece Limited	-	17,630.08
22,719.06	-	Rio Tinto Limited - Ordinary Fully Paid	-	11,378.51
16,439.50	-	Sonic Healthcare Limited - Ordinary Fully Paid	-	7,808.00
20,656.38	-	The Reject Shop Limited	-	9,425.00
57,405.95	-	Washington H Soul Pattinson & Company Limited	-	45,320.00
60,280.06	-	Wesfarmers Limited - Ordinary Fully Paid	-	37,442.46
-	2,385.76	Woodside Energy Group Ltd	-	7,917.18
		Increase in Market Value - Stapled Securities		
237.22	-	Ale Property Group - Ordinary/Units Fully Paid Stapled Securities	-	-
30,667.07	-	Charter Hall Group - Stapled Securities Us Prohibited	600.00	-
		Increase in Market Value - Units In Listed Unit Trusts		

Prolific Superannuation Fund
Detailed Trial Balance as at 30 June 2023

Prior Year		Description	Current Year	
Debits	Credits		Debits	Credits
16,855.66	-	Homeco Daily Needs REIT - Ordinary Units Fully Paid	-	16,855.66
		Distributions - Stapled Securities		
-	935.00	Ale Property Group - Ordinary/Units Fully Paid Stapled Securities	-	-
-	2,250.00	Aventus Group - Fully Paid Ordinary/Units Stapled Securities	-	-
-	1,130.00	Charter Hall Group - Stapled Securities Us Prohibited	-	2,127.00
		Distributions - Units In Listed Unit Trusts		
-	4,158.00	Homeco Daily Needs REIT - Ordinary Units Fully Paid	-	-
		Dividends - Shares in Listed Companies		
-	8,117.55	Atlas Arteria - Fully Paid Ordinary Stapled Securities	-	11,200.00
-	59,909.82	BHP Group Limited - Fully Paid Ordinary	-	29,366.06
-	26,250.00	Commonwealth Bank of Australia. - Ordinary Fully Paid	-	29,400.00
-	1,842.40	Computershare Limited. - Ordinary Fully Paid	-	-
-	9,037.67	Csl Limited - Ordinary Fully Paid	-	10,139.29
-	2,500.00	Elders Limited	-	4,245.75
-	7,310.00	Fortescue Metals Group Ltd	-	16,660.00
-	780.00	Hub24 Limited	-	1,590.00
-	1,575.00	Iress Limited	-	2,415.00
-	10,470.75	Macquarie Group Limited	-	12,226.50
-	-	Mineral Resources Limited	-	6,160.00
-	5,275.00	Qube Holdings Limited	-	7,750.00
-	150.00	Reece Limited	-	920.00
-	13,503.32	Rio Tinto Limited - Ordinary Fully Paid	-	6,739.70
-	2,897.50	Sonic Healthcare Limited - Ordinary Fully Paid	-	3,111.00
-	3,575.00	Washington H Soul Pattinson & Company Limited	-	5,170.00
-	5,640.00	Wesfarmers Limited - Ordinary Fully Paid	-	10,904.00
-	-	Woodside Energy Group Ltd	-	9,760.22
		Dividends - Stapled Securities		
-	416.50	Charter Hall Group - Stapled Securities Us Prohibited	-	460.00
		Interest - Cash and Cash Equivalents		
-	-	Macquarie Bank Term Deposit #9570	-	6,875.00
		Interest - Cash At Bank		
-	10.27	Macquarie Bank	-	1,410.45
-	731.30	Macquarie Vision Savings Account	-	4,975.19
-	7,104.83	Qudos Bank DIY Super	-	20,703.00
-	0.89	Qudos Bank Savings Account Zero	-	-
		Rent - Direct Property		
-	68,248.27	38 Premier Street Neutral Bay	-	76,430.83
		EXPENSE		
46,120.00	-	Lump Sums Paid - Mr Harold Seeto Accumulation	-	-
55,280.00	-	Lump Sums Paid - Mrs Dorothy Seeto Accumulation	-	-
		Pensions Paid - Mr Harold Seeto		
3,450.00	-	Account Based Pension 01.07.12	3,310.00	-
3,980.00	-	Account Based Pension 01.07.13	3,820.00	-
4,460.00	-	Account Based Pension 01.07.14	4,280.00	-
4,910.00	-	Account Based Pension 01.07.15	4,720.00	-

Prolific Superannuation Fund
Detailed Trial Balance as at 30 June 2023

Prior Year		Description	Current Year	
Debits	Credits		Debits	Credits
4,960.00	-	Account Based Pension 01.07.16	4,760.00	-
24,360.00	-	Account Based Pension 17.11.10	23,380.00	-
Pensions Paid - Mrs Dorothy Seeto				
4,130.00	-	Account Based Pension 01.07.12	3,940.00	-
4,780.00	-	Account Based Pension 01.07.13	4,560.00	-
5,360.00	-	Account Based Pension 01.07.14	5,110.00	-
5,900.00	-	Account Based Pension 01.07.15	5,630.00	-
5,770.00	-	Account Based Pension 01.07.16	5,500.00	-
29,340.00	-	Account Based Pension 17.11.10	28,010.00	-
825.00	-	Accountancy Fee	770.00	-
102.50	-	Actuarial Fee	102.50	-
495.00	-	Auditor Fee	385.00	-
Bank Fees - Cash At Bank				
330.04	-	Macquarie Bank	330.04	-
20.00	-	Qudos Bank DIY Super	-	-
Depreciation - Capital Allowances - Direct Property				
67.58	-	38 Premier Street Neutral Bay	67.58	-
6,918.75	-	Fund Administration Fee	6,457.50	-
Property Expenses - Advertising - Direct Property				
1,661.00	-	38 Premier Street Neutral Bay	399.00	-
Property Expenses - Agents Management Fee - Direct Property				
2,877.75	-	38 Premier Street Neutral Bay	3,362.96	-
Property Expenses - Cleaning - Direct Property				
855.80	-	38 Premier Street Neutral Bay	-	-
Property Expenses - Council Rates - Direct Property				
2,962.25	-	38 Premier Street Neutral Bay	2,980.20	-
Property Expenses - Garden and Lawn - Direct Property				
3,835.00	-	38 Premier Street Neutral Bay	3,540.00	-
Property Expenses - Insurance Premium - Direct Property				
4,407.00	-	38 Premier Street Neutral Bay	5,044.00	-
Property Expenses - Land Tax - Direct Property				
16,441.30	-	38 Premier Street Neutral Bay	18,889.30	-
Property Expenses - Repairs Maintenance - Direct Property				
8,447.20	-	38 Premier Street Neutral Bay	2,877.16	-
Property Expenses - Stationery Phone and Postage - Direct Property				
39.60	-	38 Premier Street Neutral Bay	-	-
Property Expenses - Sundry Expenses - Direct Property				
566.00	-	38 Premier Street Neutral Bay	1,204.60	-
Property Expenses - Title Fees - Direct Property				
2,629.00	-	38 Premier Street Neutral Bay	-	-
Property Expenses - Water Rates - Direct Property				
2,389.55	-	38 Premier Street Neutral Bay	2,410.78	-
56.00	-	Regulatory Fees	59.00	-
259.00	-	SMSF Supervisory Levy	259.00	-

Prolific Superannuation Fund
Detailed Trial Balance as at 30 June 2023

Prior Year		Description	Current Year	
Debits	Credits		Debits	Credits
INCOME TAX				
22,274.10	-	Income Tax Expense	26,319.30	-
Imputation Credits - Shares in Listed Companies				
-	25,675.64	BHP Group Limited - Fully Paid Ordinary	-	12,585.46
-	11,250.00	Commonwealth Bank of Australia. - Ordinary Fully Paid	-	12,600.00
-	393.12	Computershare Limited. - Ordinary Fully Paid	-	-
-	3,873.29	Csl Limited - Ordinary Fully Paid	-	2,260.68
-	274.29	Elders Limited	-	545.88
-	3,132.86	Fortescue Metals Group Ltd	-	7,140.00
-	334.29	Hub24 Limited	-	681.43
-	101.25	Iress Limited	-	90.00
-	1,794.98	Macquarie Group Limited	-	2,095.97
-	-	Mineral Resources Limited	-	2,640.00
-	2,260.71	Qube Holdings Limited	-	3,321.43
-	64.29	Reece Limited	-	394.28
-	5,787.13	Rio Tinto Limited - Ordinary Fully Paid	-	2,888.44
-	990.17	Sonic Healthcare Limited - Ordinary Fully Paid	-	1,333.29
-	1,532.14	Washington H Soul Pattinson & Company Limited	-	2,215.71
-	2,417.14	Wesfarmers Limited - Ordinary Fully Paid	-	4,673.14
-	-	Woodside Energy Group Ltd	-	4,182.95
Imputation Credits - Stapled Securities				
-	178.50	Charter Hall Group - Stapled Securities Us Prohibited	-	608.14
PROFIT & LOSS CLEARING ACCOUNT				
-	309,739.11	Profit & Loss Clearing Account	1,132,594.23	-
ASSETS				
Cash and Cash Equivalents				
250,000.00	-	Macquarie Bank Term Deposit #9570	-	-
Direct Property				
2,000,000.00	-	38 Premier Street Neutral Bay	2,625,000.00	-
Shares in Listed Companies				
124,950.00	-	Alliance Aviation Services Limited	100,800.00	-
225,680.00	-	Atlas Arteria - Fully Paid Ordinary	173,880.00	-
Stapled Securities				
261,936.79	-	BHP Group Limited - Fully Paid Ordinary	337,424.29	-
-	-	Commonwealth Bank Of Australia. - Cap Note 3-Bbsw+3.00% Perp Non-Cum Red T-06-30	125,725.00	-
632,660.00	-	Commonwealth Bank of Australia. - Ordinary Fully Paid	701,890.00	-
96,588.80	-	Computershare Limited. - Ordinary Fully Paid	-	-
807,180.00	-	Csl Limited - Ordinary Fully Paid	832,140.00	-
62,950.00	-	Elders Limited	54,778.50	-
149,005.00	-	Fortescue Metals Group Ltd	188,530.00	-
121,620.00	-	Hub24 Limited	152,700.00	-
60,427.50	-	Iress Limited	-	-
309,443.31	-	Macquarie Group Limited	334,103.22	-
135,156.00	-	Mineral Resources Limited	200,004.00	-
-	-	National Australia Bank Limited - Cap Note 3-Bbsw+3.15% Perp Non-Cum Red T-12-29	126,525.00	-
273,000.00	-	Qube Holdings Limited	285,000.00	-
27,560.00	-	Reece Limited	74,280.00	-

Prolific Superannuation Fund
Detailed Trial Balance as at 30 June 2023

Prior Year		Description	Current Year	
Debits	Credits		Debits	Credits
97,462.30	-	Rio Tinto Limited - Ordinary Fully Paid	108,840.81	-
100,680.50	-	Sonic Healthcare Limited - Ordinary Fully Paid	108,488.50	-
23,562.50	-	The Reject Shop Limited	32,987.50	-
129,470.00	-	Washington H Soul Pattinson & Company Limited	174,790.00	-
201,168.00	-	Wesfarmers Limited - Ordinary Fully Paid	345,380.00	-
36,520.48	-	Woodside Energy Group Ltd	89,544.00	-
Stapled Securities				
54,150.00	-	Charter Hall Group - Stapled Securities Us Prohibited	53,550.00	-
Units In Listed Unit Trusts				
126,720.00	-	Homeco Daily Needs REIT - Ordinary Units Fully Paid	-	-
Cash At Bank				
43,642.58	-	Macquarie Bank	103,319.03	-
88,295.40	-	Macquarie Vision Savings Account	173,270.59	-
593,423.80	-	Qudos Bank DIY Super	682,126.80	-
37,777.39	-	Qudos Bank Savings Account Zero	24,389.52	-
Receivables - Investment Income Receivable - Distributions				
563.50	-	Charter Hall Group - Stapled Securities Us Prohibited	1,085.00	-
Receivables - Investment Income Receivable - Distributions				
2,098.80	-	Homeco Daily Needs REIT - Ordinary Units Fully Paid	-	-
Current Tax Assets				
0.15	-	Income Tax Payable	0.15	-
-	22,274.10	Provision for Income Tax	-	26,319.30
Current Tax Assets - Franking Credits - Shares in Listed Companies				
25,675.64	-	BHP Group Limited - Fully Paid Ordinary	12,585.46	-
11,250.00	-	Commonwealth Bank of Australia. - Ordinary Fully Paid	12,600.00	-
393.12	-	Computershare Limited. - Ordinary Fully Paid	-	-
3,873.29	-	Csl Limited - Ordinary Fully Paid	2,260.68	-
274.29	-	Elders Limited	545.88	-
3,132.86	-	Fortescue Metals Group Ltd	7,140.00	-
334.29	-	Hub24 Limited	681.43	-
101.25	-	Iress Limited	90.00	-
1,794.98	-	Macquarie Group Limited	2,095.97	-
-	-	Mineral Resources Limited	2,640.00	-
2,260.71	-	Qube Holdings Limited	3,321.43	-
64.29	-	Reece Limited	394.28	-
5,787.13	-	Rio Tinto Limited - Ordinary Fully Paid	2,888.44	-
990.17	-	Sonic Healthcare Limited - Ordinary Fully Paid	1,333.29	-
1,532.14	-	Washington H Soul Pattinson & Company Limited	2,215.71	-
2,417.14	-	Wesfarmers Limited - Ordinary Fully Paid	4,673.14	-
-	-	Woodside Energy Group Ltd	4,182.95	-
Current Tax Assets - Franking Credits - Stapled Securities				
178.50	-	Charter Hall Group - Stapled Securities Us Prohibited	608.14	-
Other Taxes Refundable				
1,278.00	-	Activity Statement Payable/Refundable	861.00	-
-	0.17	GST Payable/Refundable	0.15	-

Prolific Superannuation Fund
Detailed Trial Balance as at 30 June 2023

Prior Year		Description	Current Year	
Debits	Credits		Debits	Credits
LIABILITIES				
-	259.00	SMSF Supervisory Levy	-	259.00
MEMBER ENTITLEMENTS				
Mr Harold Seeto				
-	132,393.47	Account Based Pension 01.07.12	-	151,697.36
-	152,842.15	Account Based Pension 01.07.13	-	175,129.01
-	171,374.89	Account Based Pension 01.07.14	-	196,367.68
-	188,663.31	Account Based Pension 01.07.15	-	216,168.14
-	190,356.26	Account Based Pension 01.07.16	-	218,110.54
-	935,288.64	Account Based Pension 17.11.10	-	1,071,664.06
-	1,745,084.97	Accumulation	-	2,064,684.89
Mrs Dorothy Seeto				
-	131,347.77	Account Based Pension 01.07.12	-	149,763.04
-	152,003.18	Account Based Pension 01.07.13	-	173,313.98
-	170,466.80	Account Based Pension 01.07.14	-	194,370.48
-	187,794.02	Account Based Pension 01.07.15	-	214,126.75
-	183,486.01	Account Based Pension 01.07.16	-	209,215.68
-	933,702.75	Account Based Pension 17.11.10	-	1,064,607.84
-	1,837,693.11	Accumulation	-	2,145,872.11
<u>7,917,348.82</u>	<u>7,917,348.82</u>		<u>9,785,489.01</u>	<u>9,785,489.01</u>

Prolific Superannuation Fund
General Ledger Account Movement
For the period from 1 July 2022 to 30 June 2023

Date	Description	Quantity	Debits	Credits	Balance
Income					
Member Receipts					
Contributions - Member - Personal Concessional					
Mr Harold Seeto					
01/07/2022	Opening Balance				0.00
02/08/2022	DOROTHY SEETO contribution			27,500.00	27,500.00 CR
30/06/2023	Closing Balance				27,500.00 CR
Investment Gains					
Realised Capital Gains - Shares in Listed Companies					
Computershare Limited. - Ordinary Fully Paid					
01/07/2022	Opening Balance				0.00
22/07/2022	Sale of 1920 units of CPU @ \$26.383688			33,898.03	33,898.03 CR
25/07/2022	Sale of 500 units of CPU @ \$25.85			8,562.82	42,460.85 CR
26/07/2022	Sale of 1500 units of CPU @ \$25.713333			23,475.30	65,936.15 CR
30/06/2023	Closing Balance				65,936.15 CR
Iress Limited					
01/07/2022	Opening Balance				0.00
13/03/2023	Sale of 5250 units of IRE @ \$8.83		15,676.92		15,676.92 DR
30/06/2023	Closing Balance				15,676.92 DR
Realised Capital Gains - Units In Listed Unit Trusts					
Homeco Daily Needs REIT - Ordinary Units Fully Paid					
01/07/2022	Opening Balance				0.00
22/07/2022	Sale of 99000 units of HDN @ \$1.370648		8,924.62		8,924.62 DR
30/06/2023	Closing Balance				8,924.62 DR
Increase in Market Value - Direct Property					
38 Premier Street Neutral Bay					
01/07/2022	Opening Balance				0.00
30/06/2023	Market Value Adjustment			625,067.58	625,067.58 CR
30/06/2023	Closing Balance				625,067.58 CR
Increase in Market Value - Shares in Listed Companies					
Alliance Aviation Services Limited					
01/07/2022	Opening Balance				0.00
30/06/2023	Market Value Adjustment		24,150.00		24,150.00 DR
30/06/2023	Closing Balance				24,150.00 DR
Atlas Arteria - Fully Paid Ordinary Stapled Securities					
01/07/2022	Opening Balance				0.00
30/06/2023	Market Value Adjustment		51,800.00		51,800.00 DR
30/06/2023	Closing Balance				51,800.00 DR
BHP Group Limited - Fully Paid Ordinary					
01/07/2022	Opening Balance				0.00
30/06/2023	Market Value Adjustment			32,989.28	32,989.28 CR
30/06/2023	Closing Balance				32,989.28 CR
Commonwealth Bank Of Australia. - Cap Note 3-Bbsw+3.00% Perp Non-Cum Red T-06-30					
01/07/2022	Opening Balance				0.00
30/06/2023	Market Value Adjustment		31.74		31.74 DR
30/06/2023	Closing Balance				31.74 DR

Prolific Superannuation Fund
General Ledger Account Movement
For the period from 1 July 2022 to 30 June 2023

Date	Description	Quantity	Debits	Credits	Balance
Income					
Commonwealth Bank of Australia. - Ordinary Fully Paid					
01/07/2022	Opening Balance				0.00
30/06/2023	Market Value Adjustment			69,230.00	69,230.00 CR
30/06/2023	Closing Balance				69,230.00 CR
Computershare Limited. - Ordinary Fully Paid					
01/07/2022	Opening Balance				0.00
30/06/2023	Market Value Adjustment		61,158.56		61,158.56 DR
30/06/2023	Closing Balance				61,158.56 DR
Csl Limited - Ordinary Fully Paid					
01/07/2022	Opening Balance				0.00
30/06/2023	Market Value Adjustment			24,960.00	24,960.00 CR
30/06/2023	Closing Balance				24,960.00 CR
Elders Limited					
01/07/2022	Opening Balance				0.00
30/06/2023	Market Value Adjustment		46,336.15		46,336.15 DR
30/06/2023	Closing Balance				46,336.15 DR
Fortescue Metals Group Ltd					
01/07/2022	Opening Balance				0.00
30/06/2023	Market Value Adjustment			39,525.00	39,525.00 CR
30/06/2023	Closing Balance				39,525.00 CR
Hub24 Limited					
01/07/2022	Opening Balance				0.00
30/06/2023	Market Value Adjustment			31,080.00	31,080.00 CR
30/06/2023	Closing Balance				31,080.00 CR
Iress Limited					
01/07/2022	Opening Balance				0.00
30/06/2023	Market Value Adjustment			1,250.55	1,250.55 CR
30/06/2023	Closing Balance				1,250.55 CR
Macquarie Group Limited					
01/07/2022	Opening Balance				0.00
30/06/2023	Market Value Adjustment			24,659.91	24,659.91 CR
30/06/2023	Closing Balance				24,659.91 CR
Mineral Resources Limited					
01/07/2022	Opening Balance				0.00
30/06/2023	Market Value Adjustment			64,848.00	64,848.00 CR
30/06/2023	Closing Balance				64,848.00 CR
National Australia Bank Limited - Cap Note 3-Bbsw+3.15% Perp Non-Cum Red T-12-29					
01/07/2022	Opening Balance				0.00
30/06/2023	Market Value Adjustment		69.01		69.01 DR
30/06/2023	Closing Balance				69.01 DR
Qube Holdings Limited					
01/07/2022	Opening Balance				0.00
30/06/2023	Market Value Adjustment			12,000.00	12,000.00 CR
30/06/2023	Closing Balance				12,000.00 CR
Reece Limited					
01/07/2022	Opening Balance				0.00
30/06/2023	Market Value Adjustment			17,630.08	17,630.08 CR
30/06/2023	Closing Balance				17,630.08 CR

Prolific Superannuation Fund
General Ledger Account Movement
For the period from 1 July 2022 to 30 June 2023

Date	Description	Quantity	Debits	Credits	Balance
Income					
Rio Tinto Limited - Ordinary Fully Paid					
01/07/2022	Opening Balance				0.00
30/06/2023	Market Value Adjustment			11,378.51	11,378.51 CR
30/06/2023	Closing Balance				11,378.51 CR
Sonic Healthcare Limited - Ordinary Fully Paid					
01/07/2022	Opening Balance				0.00
30/06/2023	Market Value Adjustment			7,808.00	7,808.00 CR
30/06/2023	Closing Balance				7,808.00 CR
The Reject Shop Limited					
01/07/2022	Opening Balance				0.00
30/06/2023	Market Value Adjustment			9,425.00	9,425.00 CR
30/06/2023	Closing Balance				9,425.00 CR
Washington H Soul Pattinson & Company Limited					
01/07/2022	Opening Balance				0.00
30/06/2023	Market Value Adjustment			45,320.00	45,320.00 CR
30/06/2023	Closing Balance				45,320.00 CR
Wesfarmers Limited - Ordinary Fully Paid					
01/07/2022	Opening Balance				0.00
30/06/2023	Market Value Adjustment			37,442.46	37,442.46 CR
30/06/2023	Closing Balance				37,442.46 CR
Woodside Energy Group Ltd					
01/07/2022	Opening Balance				0.00
30/06/2023	Market Value Adjustment			7,917.18	7,917.18 CR
30/06/2023	Closing Balance				7,917.18 CR
Increase in Market Value - Stapled Securities					
Charter Hall Group - Stapled Securities Us Prohibited					
01/07/2022	Opening Balance				0.00
30/06/2023	Market Value Adjustment		600.00		600.00 DR
30/06/2023	Closing Balance				600.00 DR
Increase in Market Value - Units In Listed Unit Trusts					
Homeco Daily Needs REIT - Ordinary Units Fully Paid					
01/07/2022	Opening Balance				0.00
30/06/2023	Market Value Adjustment			16,855.66	16,855.66 CR
30/06/2023	Closing Balance				16,855.66 CR
Disposal Suspense - Shares in Listed Companies					
Computershare Limited. - Ordinary Fully Paid					
01/07/2022	Opening Balance	0.00000			0.00
22/07/2022	Sale of 1920 units of CPU @ \$26.383688	1,920.00000		50,267.25	50,267.25 CR
22/07/2022	Sale of 1920 units of CPU @ \$26.383688	-1,920.00000	50,267.25		0.00 CR
25/07/2022	Sale of 500 units of CPU @ \$25.85	500.00000		12,825.64	12,825.64 CR
25/07/2022	Sale of 500 units of CPU @ \$25.85	-500.00000	12,825.64		0.00 CR
26/07/2022	Sale of 1500 units of CPU @ \$25.713333	1,500.00000		38,273.50	38,273.50 CR
26/07/2022	Sale of 1500 units of CPU @ \$25.713333	-1,500.00000	38,273.50		0.00 CR
30/06/2023	Closing Balance	0.00000			0.00
Iress Limited					
01/07/2022	Opening Balance	0.00000			0.00
13/03/2023	Sale of 5250 units of IRE @ \$8.83	5,250.00000		46,001.13	46,001.13 CR
13/03/2023	Sale of 5250 units of IRE @ \$8.83	-5,250.00000	46,001.13		0.00 CR
30/06/2023	Closing Balance	0.00000			0.00

Prolific Superannuation Fund
General Ledger Account Movement
For the period from 1 July 2022 to 30 June 2023

Date	Description	Quantity	Debits	Credits	Balance
Income					
Disposal Suspense - Units In Listed Unit Trusts					
Homeco Daily Needs REIT - Ordinary Units Fully Paid					
01/07/2022	Opening Balance	0.00000			0.00
22/07/2022	Sale of 99000 units of HDN @ \$1.370648	99,000.00000		134,651.04	134,651.04 CR
22/07/2022	Sale of 99000 units of HDN @ \$1.370648	-99,000.00000	134,651.04		0.00 CR
30/06/2023	Closing Balance	0.00000			0.00
Investment Income					
Distributions - Stapled Securities					
Charter Hall Group - Stapled Securities Us Prohibited					
01/07/2022	Opening Balance				0.00
29/12/2022	CHC AUD 0.0938 FRANKED, 30% CTR, DRP SUSP			1,042.00	1,042.00 CR
29/06/2023	CHC AUD 0.098 FRANKED, 30% CTR, DRP SUSP			1,085.00	2,127.00 CR
30/06/2023	Distribution - Tax Statement				2,127.00 CR
30/06/2023	Distribution - Tax Statement				2,127.00 CR
30/06/2023	Closing Balance				2,127.00 CR
Dividends - Shares in Listed Companies					
Atlas Arteria - Fully Paid Ordinary Stapled Securities					
01/07/2022	Opening Balance				0.00
03/10/2022	ALX AUD UNFRANKED, NIL CFI			5,600.00	5,600.00 CR
06/04/2023	ALX AUD UNFRANKED, NIL CFI			5,600.00	11,200.00 CR
30/06/2023	Closing Balance				11,200.00 CR
BHP Group Limited - Fully Paid Ordinary					
01/07/2022	Opening Balance				0.00
22/09/2022	BHP USD 1.75, 1.75 FRANKED, 30% CTR, DRP NIL DISC			19,138.79	19,138.79 CR
30/03/2023	BHP USD 0.9, 0.9 FRANKED, 30% CTR, DRP NIL DISC			10,227.27	29,366.06 CR
30/06/2023	Closing Balance				29,366.06 CR
Commonwealth Bank of Australia. - Ordinary Fully Paid					
01/07/2022	Opening Balance				0.00
29/09/2022	CBA FNL DIV 001280823913			14,700.00	14,700.00 CR
30/03/2023	CBA AUD 2.1 FRANKED, 30% CTR, DRP NIL DISC			14,700.00	29,400.00 CR
30/06/2023	Closing Balance				29,400.00 CR
Csl Limited - Ordinary Fully Paid					
01/07/2022	Opening Balance				0.00
05/10/2022	CSL LTD DIVIDEND AUF22/01010970			5,274.92	5,274.92 CR
05/04/2023	CSL USD 1.07, UNFRANKED, 1.07 CFI, DRP SUSP			4,864.37	10,139.29 CR
30/06/2023	Closing Balance				10,139.29 CR
Elders Limited					
01/07/2022	Opening Balance				0.00
16/12/2022	ELD AUD 0.084 FRANKED, 30% CTR, NIL CFI, DRP NIL DIS			2,331.00	2,331.00 CR
22/06/2023	ELD AUD 0.069 FRANKED, 30% CTR, NIL CFI, DRP NIL DIS			1,914.75	4,245.75 CR
30/06/2023	Closing Balance				4,245.75 CR
Fortescue Metals Group Ltd					
01/07/2022	Opening Balance				0.00
29/09/2022	FMG AUD 1.21 FRANKED, 30% CTR, DRP NIL DISC			10,285.00	10,285.00 CR
29/03/2023	FMG AUD 0.75 FRANKED, 30% CTR, DRP NIL DISC			6,375.00	16,660.00 CR
30/06/2023	Closing Balance				16,660.00 CR

Prolific Superannuation Fund
General Ledger Account Movement
For the period from 1 July 2022 to 30 June 2023

Date	Description	Quantity	Debits	Credits	Balance
Income					
Hub24 Limited					
01/07/2022	Opening Balance				0.00
14/10/2022	HUB AUD 0.125 FRANKED, 30% CTR			750.00	750.00 CR
18/04/2023	HUB AUD 0.14 FRANKED, 30% CTR			840.00	1,590.00 CR
30/06/2023	Closing Balance				1,590.00 CR
Iress Limited					
01/07/2022	Opening Balance				0.00
23/09/2022	IRE AUD 0.04 FRANKED, 30% CTR, 0.12 CFI			840.00	840.00 CR
17/03/2023	IRE AUD UNFRANKED, 0.3 CFI, DRP SUSP			1,575.00	2,415.00 CR
30/06/2023	Closing Balance				2,415.00 CR
Macquarie Group Limited					
01/07/2022	Opening Balance				0.00
04/07/2022	MQG AUD 1.4 FRANKED, 30% CTR, 2.1 CFI, DRP 1.5% DIS			6,583.50	6,583.50 CR
13/12/2022	MQG AUD 1.2 FRANKED, 30% CTR, 1.8 CFI, DRP NIL DISC			5,643.00	12,226.50 CR
30/06/2023	Closing Balance				12,226.50 CR
Mineral Resources Limited					
01/07/2022	Opening Balance				0.00
23/09/2022	MIN AUD 1 FRANKED, 30% CTR, DRP NIL DISC			2,800.00	2,800.00 CR
30/03/2023	MIN AUD 1.2 FRANKED, 30% CTR, DRP			3,360.00	6,160.00 CR
30/06/2023	Closing Balance				6,160.00 CR
Qube Holdings Limited					
01/07/2022	Opening Balance				0.00
18/10/2022	QUB AUD 0.007 SPEC, 0.04 FRANKED, 30% CTR, DRP SUS			4,000.00	4,000.00 CR
13/04/2023	QUB AUD 0.0375 FRANKED, 30% CTR, DRP SUSP			3,750.00	7,750.00 CR
30/06/2023	Closing Balance				7,750.00 CR
Reece Limited					
01/07/2022	Opening Balance				0.00
26/10/2022	REH AUD 0.15 FRANKED, 30% CTR			600.00	600.00 CR
05/04/2023	REH AUD 0.08 FRANKED, 30% CTR			320.00	920.00 CR
30/06/2023	Closing Balance				920.00 CR
Rio Tinto Limited - Ordinary Fully Paid					
01/07/2022	Opening Balance				0.00
21/09/2022	RIO TINTO LTD AUI22/00166710			3,641.31	3,641.31 CR
20/04/2023	RIO AUD 3.2649 FRANKED, 30% CTR, DRP NIL DISC			3,098.39	6,739.70 CR
30/06/2023	Closing Balance				6,739.70 CR
Sonic Healthcare Limited - Ordinary Fully Paid					
01/07/2022	Opening Balance				0.00
21/09/2022	SHL AUD 0.6 FRANKED, 30% CTR, DRP SUSP			1,830.00	1,830.00 CR
22/03/2023	SHL AUD 0.42 FRANKED, 30% CTR, DRP SUSP			1,281.00	3,111.00 CR
30/06/2023	Closing Balance				3,111.00 CR
Washington H Soul Pattinson & Company Limited					
01/07/2022	Opening Balance				0.00
12/12/2022	SOL AUD 0.15 SPEC, 0.58 FRANKED, 30% CTR			3,190.00	3,190.00 CR
12/05/2023	SOL AUD 0.36 FRANKED, 30% CTR			1,980.00	5,170.00 CR
30/06/2023	Closing Balance				5,170.00 CR
Wesfarmers Limited - Ordinary Fully Paid					
01/07/2022	Opening Balance				0.00
06/10/2022	WES AUD 1 FRANKED, 30% CTR, DRP NIL DISC			5,800.00	5,800.00 CR
28/03/2023	WES AUD 0.88 FRANKED, 30% CTR, DRP			5,104.00	10,904.00 CR
30/06/2023	Closing Balance				10,904.00 CR

Prolific Superannuation Fund
General Ledger Account Movement
For the period from 1 July 2022 to 30 June 2023

Date	Description	Quantity	Debits	Credits	Balance
Income					
Woodside Energy Group Ltd					
01/07/2022	Opening Balance				0.00
06/10/2022	WDS USD 1.09, 1.09 FRANKED, 30% CTR, DRP NIL DISC			4,158.78	4,158.78 CR
05/04/2023	WDS USD 1.44, 1.44 FRANKED, 30% CTR, DRP SUSP			5,601.44	9,760.22 CR
30/06/2023	Closing Balance				9,760.22 CR
Dividends - Stapled Securities					
Charter Hall Group - Stapled Securities Us Prohibited					
01/07/2022	Opening Balance				0.00
31/08/2022	CHC AUD 0.092 FRANKED @ 30%			460.00	460.00 CR
30/06/2023	Closing Balance				460.00 CR
Interest - Cash and Cash Equivalents					
Macquarie Bank Term Deposit #9570					
01/07/2022	Opening Balance				0.00
08/06/2023	MACQUARIE BANK TERM DEP/AT CALL			6,875.00	6,875.00 CR
30/06/2023	Closing Balance				6,875.00 CR
Interest - Cash At Bank					
Macquarie Bank					
01/07/2022	Opening Balance				0.00
29/07/2022	INTEREST PAID			18.13	18.13 CR
31/08/2022	INTEREST PAID			15.76	33.89 CR
30/09/2022	INTEREST PAID			27.78	61.67 CR
31/10/2022	INTEREST PAID			74.51	136.18 CR
30/11/2022	INTEREST PAID			67.29	203.47 CR
30/12/2022	INTEREST PAID			100.93	304.40 CR
31/01/2023	INTEREST PAID			118.72	423.12 CR
28/02/2023	INTEREST PAID			105.91	529.03 CR
31/03/2023	INTEREST PAID			108.49	637.52 CR
28/04/2023	INTEREST PAID			184.43	821.95 CR
31/05/2023	INTEREST PAID			224.42	1,046.37 CR
30/06/2023	INTEREST PAID			364.08	1,410.45 CR
30/06/2023	Closing Balance				1,410.45 CR
Macquarie Vision Savings Account					
01/07/2022	Opening Balance				0.00
29/07/2022	Interst			83.78	83.78 CR
31/08/2022	Intrest			263.11	346.89 CR
30/09/2022	Interest			337.20	684.09 CR
31/10/2022	Interest			407.66	1,091.75 CR
30/11/2022	Interst			407.10	1,498.85 CR
30/12/2022	Interest			443.10	1,941.95 CR
31/01/2023	Interest			492.48	2,434.43 CR
28/02/2023	Interest			435.54	2,869.97 CR
31/03/2023	Interest			501.24	3,371.21 CR
28/04/2023	Interest			469.90	3,841.11 CR
31/05/2023	Interest			575.68	4,416.79 CR
30/06/2023	Interest			558.40	4,975.19 CR
30/06/2023	Closing Balance				4,975.19 CR
Qudos Bank DIY Super					
01/07/2022	Opening Balance				0.00
31/07/2022	Bonus Interest			584.48	584.48 CR
31/07/2022	Interest			176.40	760.88 CR
31/08/2022	Bonus Interest			838.31	1,599.19 CR
31/08/2022	Interest			179.55	1,778.74 CR
30/09/2022	Bonus Interest			971.49	2,750.23 CR
30/09/2022	Interest			182.15	2,932.38 CR
31/10/2022	Bonus Interest			1,318.25	4,250.63 CR
31/10/2022	Interest			188.57	4,439.20 CR

Prolific Superannuation Fund
General Ledger Account Movement
For the period from 1 July 2022 to 30 June 2023

Date	Description	Quantity	Debits	Credits	Balance
Income					
30/11/2022	Bonus Interest			1,419.81	5,859.01 CR
30/11/2022	Interest			182.91	6,041.92 CR
31/12/2022	Bonus Interest			1,595.41	7,637.33 CR
31/12/2022	Interest			189.49	7,826.82 CR
31/01/2023	Bonus Interest			1,710.21	9,537.03 CR
31/01/2023	Interest			190.03	9,727.06 CR
28/02/2023	Bonus Interest			1,613.13	11,340.19 CR
28/02/2023	Interest			176.17	11,516.36 CR
31/03/2023	Bonus Interst			1,984.71	13,501.07 CR
31/03/2023	Interest			200.04	13,701.11 CR
30/04/2023	Bonus Interest			2,025.37	15,726.48 CR
30/04/2023	Interest			194.22	15,920.70 CR
31/05/2023	Bonus Interest			2,164.72	18,085.42 CR
31/05/2023	Interest			201.35	18,286.77 CR
30/06/2023	Bonus Interest			2,220.70	20,507.47 CR
30/06/2023	Interest			195.53	20,703.00 CR
30/06/2023	Closing Balance				20,703.00 CR

Rent - Direct Property

38 Premier Street Neutral Bay

01/07/2022	Opening Balance				0.00
25/07/2022	Rent			5,750.00	5,750.00 CR
25/08/2022	Rent			6,480.00	12,230.00 CR
26/09/2022	Rent			5,350.00	17,580.00 CR
25/10/2022	Rent			6,055.00	23,635.00 CR
25/11/2022	Rent			7,675.00	31,310.00 CR
22/12/2022	Rent			4,375.00	35,685.00 CR
25/01/2023	Rent			8,625.00	44,310.00 CR
15/02/2023	Rent			6,300.00	50,610.00 CR
24/03/2023	Rent			5,410.00	56,020.00 CR
30/04/2023	Apr Rental Statement			5,492.83	61,512.83 CR
25/05/2023	Rent			6,389.00	67,901.83 CR
26/06/2023	Rent			8,529.00	76,430.83 CR
30/06/2023	Closing Balance				76,430.83 CR

Expenses

Member Payments

Pensions Paid - Mr Harold Seeto

Account Based Pension 01.07.12

01/07/2022	Opening Balance				0.00
18/10/2022	Pension Drawdown - Gross		3,310.00		3,310.00 DR
30/06/2023	Closing Balance				3,310.00 DR

Account Based Pension 01.07.13

01/07/2022	Opening Balance				0.00
18/10/2022	Pension Drawdown - Gross		3,820.00		3,820.00 DR
30/06/2023	Closing Balance				3,820.00 DR

Account Based Pension 01.07.14

01/07/2022	Opening Balance				0.00
18/10/2022	Pension Drawdown - Gross		4,280.00		4,280.00 DR
30/06/2023	Closing Balance				4,280.00 DR

Account Based Pension 01.07.15

01/07/2022	Opening Balance				0.00
18/10/2022	Pension Drawdown - Gross		4,720.00		4,720.00 DR
30/06/2023	Closing Balance				4,720.00 DR

Prolific Superannuation Fund
General Ledger Account Movement
For the period from 1 July 2022 to 30 June 2023

Date	Description	Quantity	Debits	Credits	Balance
Expenses					
Account Based Pension 01.07.16					
01/07/2022	Opening Balance				0.00
18/10/2022	Pension Drawdown - Gross		4,760.00		4,760.00 DR
30/06/2023	Closing Balance				4,760.00 DR
Account Based Pension 17.11.10					
01/07/2022	Opening Balance				0.00
18/10/2022	Pension Drawdown - Gross		23,380.00		23,380.00 DR
30/06/2023	Closing Balance				23,380.00 DR
Pensions Paid - Mrs Dorothy Seeto					
Account Based Pension 01.07.12					
01/07/2022	Opening Balance				0.00
18/10/2022	Pension Drawdown - Gross		3,940.00		3,940.00 DR
30/06/2023	Closing Balance				3,940.00 DR
Account Based Pension 01.07.13					
01/07/2022	Opening Balance				0.00
18/10/2022	Pension Drawdown - Gross		4,560.00		4,560.00 DR
30/06/2023	Closing Balance				4,560.00 DR
Account Based Pension 01.07.14					
01/07/2022	Opening Balance				0.00
18/10/2022	Pension Drawdown - Gross		5,110.00		5,110.00 DR
30/06/2023	Closing Balance				5,110.00 DR
Account Based Pension 01.07.15					
01/07/2022	Opening Balance				0.00
18/10/2022	Pension Drawdown - Gross		5,630.00		5,630.00 DR
30/06/2023	Closing Balance				5,630.00 DR
Account Based Pension 01.07.16					
01/07/2022	Opening Balance				0.00
18/10/2022	Pension Drawdown - Gross		5,500.00		5,500.00 DR
30/06/2023	Closing Balance				5,500.00 DR
Account Based Pension 17.11.10					
01/07/2022	Opening Balance				0.00
18/10/2022	Pension Drawdown - Gross		28,010.00		28,010.00 DR
30/06/2023	Closing Balance				28,010.00 DR
Other Expenses					
Accountancy Fee					
01/07/2022	Opening Balance				0.00
09/12/2022	TRANSACT FUNDS TFR TO ROACH AND BRUCE CO		770.00		770.00 DR
30/06/2023	Closing Balance				770.00 DR
Actuarial Fee					
01/07/2022	Opening Balance				0.00
17/10/2022	TRANSACT FUNDS TFR TO VERUS ACTUARIES PT		102.50		102.50 DR
30/06/2023	Closing Balance				102.50 DR
Auditor Fee					
01/07/2022	Opening Balance				0.00
11/11/2022	TRANSACT FUNDS TFR TO SUPER AUDITS		385.00		385.00 DR
30/06/2023	Closing Balance				385.00 DR

Prolific Superannuation Fund
General Ledger Account Movement
For the period from 1 July 2022 to 30 June 2023

Date	Description	Quantity	Debits	Credits	Balance
Expenses					
Bank Fees - Cash At Bank					
Macquarie Bank					
01/07/2022	Opening Balance				0.00
06/07/2022	ACCOUNT KEEPING FEE		27.13		27.13 DR
04/08/2022	ACCOUNT KEEPING FEE		28.03		55.16 DR
05/09/2022	ACCOUNT KEEPING FEE		28.03		83.19 DR
05/10/2022	ACCOUNT KEEPING FEE		27.13		110.32 DR
03/11/2022	ACCOUNT KEEPING FEE		28.03		138.35 DR
05/12/2022	ACCOUNT KEEPING FEE		27.13		165.48 DR
05/01/2023	ACCOUNT KEEPING FEE		28.03		193.51 DR
03/02/2023	ACCOUNT KEEPING FEE		28.03		221.54 DR
03/03/2023	ACCOUNT KEEPING FEE		25.31		246.85 DR
05/04/2023	ACCOUNT KEEPING FEE		28.03		274.88 DR
03/05/2023	ACCOUNT KEEPING FEE		27.13		302.01 DR
05/06/2023	ACCOUNT KEEPING FEE		28.03		330.04 DR
30/06/2023	Closing Balance				330.04 DR
Depreciation - Capital Allowances - Direct Property					
38 Premier Street Neutral Bay					
01/07/2022	Opening Balance				0.00
30/06/2023	Depreciation 38 Premier Street Neutral Bay		67.58		67.58 DR
30/06/2023	Closing Balance				67.58 DR
Fund Administration Fee					
01/07/2022	Opening Balance				0.00
09/12/2022	TRANSACT FUNDS TFR TO ROACH AND BRUCE CO		6,457.50		6,457.50 DR
30/06/2023	Closing Balance				6,457.50 DR
Property Expenses - Advertising - Direct Property					
38 Premier Street Neutral Bay					
01/07/2022	Opening Balance				0.00
30/04/2023	Advertising		399.00		399.00 DR
30/06/2023	Closing Balance				399.00 DR
Property Expenses - Agents Management Fee - Direct Property					
38 Premier Street Neutral Bay					
01/07/2022	Opening Balance				0.00
25/07/2022	Agents Management Fee		253.00		253.00 DR
25/08/2022	Agents Management Fee		285.12		538.12 DR
26/09/2022	Agents Management Fee		235.40		773.52 DR
25/10/2022	Agents Management Fee		266.42		1,039.94 DR
25/11/2022	Agents Management Fee		337.70		1,377.64 DR
22/12/2022	Agents Management Fee		192.50		1,570.14 DR
25/01/2023	Agents Management Fee		379.50		1,949.64 DR
15/02/2023	Agents Management Fee		277.20		2,226.84 DR
24/03/2023	Agents Management Fee		238.04		2,464.88 DR
30/04/2023	Agents Management Fee		241.68		2,706.56 DR
25/05/2023	Agents Management Fee		281.12		2,987.68 DR
26/06/2023	Agents Management Fee		375.28		3,362.96 DR
30/06/2023	Closing Balance				3,362.96 DR
Property Expenses - Cleaning - Direct Property					
38 Premier Street Neutral Bay					
01/07/2022	Opening Balance				0.00
30/04/2023	Cleaning				0.00 CR
30/06/2023	Closing Balance				0.00

Prolific Superannuation Fund
General Ledger Account Movement
For the period from 1 July 2022 to 30 June 2023

Date	Description	Quantity	Debits	Credits	Balance
Expenses					
Property Expenses - Council Rates - Direct Property					
38 Premier Street Neutral Bay					
01/07/2022	Opening Balance				0.00
25/08/2022	Council Rates		745.20		745.20 DR
25/11/2022	Council Rates		745.00		1,490.20 DR
25/01/2023	Council Rates		745.00		2,235.20 DR
25/05/2023	Council Rates		745.00		2,980.20 DR
30/06/2023	Closing Balance				2,980.20 DR
Property Expenses - Garden and Lawn - Direct Property					
38 Premier Street Neutral Bay					
01/07/2022	Opening Balance				0.00
25/07/2022	Garden and Lawn		295.00		295.00 DR
25/08/2022	Garden and Lawn		295.00		590.00 DR
26/09/2022	Garden and Lawn		295.00		885.00 DR
25/10/2022	Garden and Lawn		295.00		1,180.00 DR
25/11/2022	Garden and Lawn		295.00		1,475.00 DR
22/12/2022	Garden and Lawn		295.00		1,770.00 DR
25/01/2023	Garden and Lawn		295.00		2,065.00 DR
15/02/2023	Garden and Lawn		295.00		2,360.00 DR
24/03/2023	Garden and Lawn		295.00		2,655.00 DR
30/04/2023	Garden and Lawn		295.00		2,950.00 DR
25/05/2023	Garden and Lawn		295.00		3,245.00 DR
26/06/2023	Garden and Lawn		295.00		3,540.00 DR
30/06/2023	Closing Balance				3,540.00 DR
Property Expenses - Insurance Premium - Direct Property					
38 Premier Street Neutral Bay					
01/07/2022	Opening Balance				0.00
25/05/2023	Logan Insurance Premium		5,044.00		5,044.00 DR
30/06/2023	Closing Balance				5,044.00 DR
Property Expenses - Land Tax - Direct Property					
38 Premier Street Neutral Bay					
01/07/2022	Opening Balance				0.00
03/03/2023	Land Tax		6,296.50		6,296.50 DR
03/04/2023	Land Tax		6,296.40		12,592.90 DR
04/05/2023	Land Tax		6,296.40		18,889.30 DR
30/06/2023	Closing Balance				18,889.30 DR
Property Expenses - Repairs Maintenance - Direct Property					
38 Premier Street Neutral Bay					
01/07/2022	Opening Balance				0.00
25/08/2022	Gutter Clean		385.00		385.00 DR
24/03/2023	Repairs Maintenance		825.00		1,210.00 DR
30/04/2023	Repairs Maintenance		162.80		1,372.80 DR
25/05/2023	Blinds Repairs Maintenance		923.36		2,296.16 DR
25/05/2023	Plumbing		242.00		2,538.16 DR
26/06/2023	Repairs Maintenance		339.00		2,877.16 DR
30/06/2023	Closing Balance				2,877.16 DR
Property Expenses - Sundry Expenses - Direct Property					
38 Premier Street Neutral Bay					
01/07/2022	Opening Balance				0.00
25/07/2022	Admin		3.30		3.30 DR
25/07/2022	Smoke Alarm		109.00		112.30 DR
25/08/2022	Admin Fee		3.30		115.60 DR
25/08/2022	Smoke Alarm		82.50		198.10 DR
26/09/2022	Amin Fee		3.30		201.40 DR
26/09/2022	LEase renewal		99.00		300.40 DR
26/09/2022	Smoke Alarm		82.50		382.90 DR

Prolific Superannuation Fund
General Ledger Account Movement
For the period from 1 July 2022 to 30 June 2023

Date	Description	Quantity	Debits	Credits	Balance
Expenses					
25/10/2022	Admin fee		3.30		386.20 DR
25/11/2022	Admin Fee		3.30		389.50 DR
22/12/2022	Sundry Expenses		3.30		392.80 DR
25/01/2023	Sundry Expenses		3.30		396.10 DR
15/02/2023	Sundry Expenses		3.30		399.40 DR
24/03/2023	Sundry Expenses		3.30		402.70 DR
30/04/2023	Admin Fee		3.30		406.00 DR
30/04/2023	Document Preparation		55.00		461.00 DR
30/04/2023	Letting Fee		605.00		1,066.00 DR
25/05/2023	Admin Fee		3.30		1,069.30 DR
25/05/2023	Lease renewal		99.00		1,168.30 DR
26/06/2023	Admin Fee		3.30		1,171.60 DR
26/06/2023	EOFY statement fee		33.00		1,204.60 DR
30/06/2023	Closing Balance				1,204.60 DR
Property Expenses - Water Rates - Direct Property					
38 Premier Street Neutral Bay					
01/07/2022	Opening Balance				0.00
25/07/2022	Water Rates		610.66		610.66 DR
25/10/2022	Water Rates		602.96		1,213.62 DR
25/01/2023	Water Rates		592.10		1,805.72 DR
30/04/2023	Water Rates		605.06		2,410.78 DR
30/06/2023	Closing Balance				2,410.78 DR
Regulatory Fees					
01/07/2022	Opening Balance				0.00
18/10/2022	BPAY TO ASIC		59.00		59.00 DR
30/06/2023	Closing Balance				59.00 DR
SMSF Supervisory Levy					
01/07/2022	Opening Balance				0.00
30/06/2023	SMSF Supervisory Levy		259.00		259.00 DR
30/06/2023	Closing Balance				259.00 DR
Income Tax					
Income Tax Expense					
Income Tax Expense					
01/07/2022	Opening Balance				0.00
02/08/2022	Fund Income Tax		4,125.00		4,125.00 DR
30/06/2023	Fund Income Tax		22,194.30		26,319.30 DR
30/06/2023	Closing Balance				26,319.30 DR
Imputation Credits - Shares in Listed Companies					
BHP Group Limited - Fully Paid Ordinary					
01/07/2022	Opening Balance				0.00
22/09/2022	BHP USD 1.75, 1.75 FRANKED, 30% CTR, DRP NIL DISC			8,202.34	8,202.34 CR
30/03/2023	BHP USD 0.9, 0.9 FRANKED, 30% CTR, DRP NIL DISC			4,383.12	12,585.46 CR
30/06/2023	Closing Balance				12,585.46 CR
Commonwealth Bank of Australia. - Ordinary Fully Paid					
01/07/2022	Opening Balance				0.00
29/09/2022	CBA FNL DIV 001280823913			6,300.00	6,300.00 CR
30/03/2023	CBA AUD 2.1 FRANKED, 30% CTR, DRP NIL DISC			6,300.00	12,600.00 CR
30/06/2023	Closing Balance				12,600.00 CR

Prolific Superannuation Fund
General Ledger Account Movement
For the period from 1 July 2022 to 30 June 2023

Date	Description	Quantity	Debits	Credits	Balance
Income Tax					
Csl Limited - Ordinary Fully Paid					
01/07/2022	Opening Balance				0.00
05/10/2022	CSL LTD DIVIDEND AUF22/01010970			2,260.68	2,260.68 CR
30/06/2023	Closing Balance				2,260.68 CR
Elders Limited					
01/07/2022	Opening Balance				0.00
16/12/2022	ELD AUD 0.084 FRANKED, 30% CTR, NIL CFI, DRP NIL DIS			299.70	299.70 CR
22/06/2023	ELD AUD 0.069 FRANKED, 30% CTR, NIL CFI, DRP NIL DIS			246.18	545.88 CR
30/06/2023	Closing Balance				545.88 CR
Fortescue Metals Group Ltd					
01/07/2022	Opening Balance				0.00
29/09/2022	FMG AUD 1.21 FRANKED, 30% CTR, DRP NIL DISC			4,407.86	4,407.86 CR
29/03/2023	FMG AUD 0.75 FRANKED, 30% CTR, DRP NIL DISC			2,732.14	7,140.00 CR
30/06/2023	Closing Balance				7,140.00 CR
Hub24 Limited					
01/07/2022	Opening Balance				0.00
14/10/2022	HUB AUD 0.125 FRANKED, 30% CTR			321.43	321.43 CR
18/04/2023	HUB AUD 0.14 FRANKED, 30% CTR			360.00	681.43 CR
30/06/2023	Closing Balance				681.43 CR
Iress Limited					
01/07/2022	Opening Balance				0.00
23/09/2022	IRE AUD 0.04 FRANKED, 30% CTR, 0.12 CFI			90.00	90.00 CR
30/06/2023	Closing Balance				90.00 CR
Macquarie Group Limited					
01/07/2022	Opening Balance				0.00
04/07/2022	MQG AUD 1.4 FRANKED, 30% CTR, 2.1 CFI, DRP 1.5% DIS			1,128.60	1,128.60 CR
13/12/2022	MQG AUD 1.2 FRANKED, 30% CTR, 1.8 CFI, DRP NIL DISC			967.37	2,095.97 CR
30/06/2023	Closing Balance				2,095.97 CR
Mineral Resources Limited					
01/07/2022	Opening Balance				0.00
23/09/2022	MIN AUD 1 FRANKED, 30% CTR, DRP NIL DISC			1,200.00	1,200.00 CR
30/03/2023	MIN AUD 1.2 FRANKED, 30% CTR, DRP			1,440.00	2,640.00 CR
30/06/2023	Closing Balance				2,640.00 CR
Qube Holdings Limited					
01/07/2022	Opening Balance				0.00
18/10/2022	QUB AUD 0.007 SPEC, 0.04 FRANKED, 30% CTR, DRP SUS			1,714.29	1,714.29 CR
13/04/2023	QUB AUD 0.0375 FRANKED, 30% CTR, DRP SUSP			1,607.14	3,321.43 CR
30/06/2023	Closing Balance				3,321.43 CR
Reece Limited					
01/07/2022	Opening Balance				0.00
26/10/2022	REH AUD 0.15 FRANKED, 30% CTR			257.14	257.14 CR
05/04/2023	REH AUD 0.08 FRANKED, 30% CTR			137.14	394.28 CR
30/06/2023	Closing Balance				394.28 CR
Rio Tinto Limited - Ordinary Fully Paid					
01/07/2022	Opening Balance				0.00
21/09/2022	RIO TINTO LTD AUI22/00166710			1,560.56	1,560.56 CR
20/04/2023	RIO AUD 3.2649 FRANKED, 30% CTR, DRP NIL DISC			1,327.88	2,888.44 CR
30/06/2023	Closing Balance				2,888.44 CR

Prolific Superannuation Fund
General Ledger Account Movement
For the period from 1 July 2022 to 30 June 2023

Date	Description	Quantity	Debits	Credits	Balance
Income Tax					
Sonic Healthcare Limited - Ordinary Fully Paid					
01/07/2022	Opening Balance				0.00
21/09/2022	SHL AUD 0.6 FRANKED, 30% CTR, DRP SUSP			784.29	784.29 CR
22/03/2023	SHL AUD 0.42 FRANKED, 30% CTR, DRP SUSP			549.00	1,333.29 CR
30/06/2023	Closing Balance				1,333.29 CR
Washington H Soul Pattinson & Company Limited					
01/07/2022	Opening Balance				0.00
12/12/2022	SOL AUD 0.15 SPEC, 0.58 FRANKED, 30% CTR			1,367.14	1,367.14 CR
12/05/2023	SOL AUD 0.36 FRANKED, 30% CTR			848.57	2,215.71 CR
30/06/2023	Closing Balance				2,215.71 CR
Wesfarmers Limited - Ordinary Fully Paid					
01/07/2022	Opening Balance				0.00
06/10/2022	WES AUD 1 FRANKED, 30% CTR, DRP NIL DISC			2,485.71	2,485.71 CR
28/03/2023	WES AUD 0.88 FRANKED, 30% CTR, DRP			2,187.43	4,673.14 CR
30/06/2023	Closing Balance				4,673.14 CR
Woodside Energy Group Ltd					
01/07/2022	Opening Balance				0.00
06/10/2022	WDS USD 1.09, 1.09 FRANKED, 30% CTR, DRP NIL DISC			1,782.33	1,782.33 CR
05/04/2023	WDS USD 1.44, 1.44 FRANKED, 30% CTR, DRP SUSP			2,400.62	4,182.95 CR
30/06/2023	Closing Balance				4,182.95 CR
Imputation Credits - Stapled Securities					
Charter Hall Group - Stapled Securities Us Prohibited					
01/07/2022	Opening Balance				0.00
31/08/2022	CHC AUD 0.092 FRANKED @ 30%			197.14	197.14 CR
30/06/2023	Distribution - Tax Statement			201.35	398.49 CR
30/06/2023	Distribution - Tax Statement			209.65	608.14 CR
30/06/2023	Closing Balance				608.14 CR
Assets					
Investments - Macquarie Bank Term Deposit #9570					
01/07/2022	Opening Balance	250,000.00000			250,000.00 DR
08/06/2023	MACQUARIE BANK TERM DEP/AT CALL	-250,000.00000		250,000.00	0.00 CR
30/06/2023	Closing Balance	0.00000			0.00
Investments - 38 Premier Street Neutral Bay					
01/07/2022	Opening Balance	1.00000			2,000,000.00 DR
30/06/2023	Depreciation 38 Premier Street Neutral Bay			67.58	1,999,932.42 DR
30/06/2023	Market Value Adjustment		625,067.58		2,625,000.00 DR
30/06/2023	Closing Balance	1.00000			2,625,000.00 DR
Investments - Alliance Aviation Services Limited					
01/07/2022	Opening Balance	35,000.00000			124,950.00 DR
30/06/2023	Market Value Adjustment			24,150.00	100,800.00 DR
30/06/2023	Closing Balance	35,000.00000			100,800.00 DR
Investments - Atlas Arteria - Fully Paid Ordinary Stapled Securities					
01/07/2022	Opening Balance	28,000.00000			225,680.00 DR
30/06/2023	Market Value Adjustment			51,800.00	173,880.00 DR
30/06/2023	Closing Balance	28,000.00000			173,880.00 DR

Prolific Superannuation Fund
General Ledger Account Movement
For the period from 1 July 2022 to 30 June 2023

Date	Description	Quantity	Debits	Credits	Balance
Assets					
Investments - BHP Group Limited - Fully Paid Ordinary					
01/07/2022	Opening Balance	6,350.00000			261,936.79 DR
22/07/2022	Purchase of 1150 of BHP @ \$36.673043	1,150.00000	42,498.22		304,435.01 DR
30/06/2023	Market Value Adjustment		32,989.28		337,424.29 DR
30/06/2023	Closing Balance	7,500.00000			337,424.29 DR
Investments - Commonwealth Bank Of Australia. - Cap Note 3-Bbsw+3.00% Perp Non-					
01/07/2022	Opening Balance	0.00000			0.00
13/06/2023	Purchase of 1250 of CBAPM @ \$100.1946	1,250.00000	125,756.74		125,756.74 DR
30/06/2023	Market Value Adjustment			31.74	125,725.00 DR
30/06/2023	Closing Balance	1,250.00000			125,725.00 DR
Investments - Commonwealth Bank of Australia. - Ordinary Fully Paid					
01/07/2022	Opening Balance	7,000.00000			632,660.00 DR
30/06/2023	Market Value Adjustment		69,230.00		701,890.00 DR
30/06/2023	Closing Balance	7,000.00000			701,890.00 DR
Investments - Computershare Limited. - Ordinary Fully Paid					
01/07/2022	Opening Balance	3,920.00000			96,588.80 DR
22/07/2022	Sale of 1920 units of CPU @ \$26.383688	-1,920.00000		16,369.22	80,219.58 DR
25/07/2022	Sale of 500 units of CPU @ \$25.85	-500.00000		4,262.82	75,956.76 DR
26/07/2022	Sale of 1500 units of CPU @ \$25.713333	-1,500.00000		14,798.20	61,158.56 DR
30/06/2023	Market Value Adjustment			61,158.56	0.00 CR
30/06/2023	Closing Balance				0.00
Investments - Csl Limited - Ordinary Fully Paid					
01/07/2022	Opening Balance	3,000.00000			807,180.00 DR
30/06/2023	Market Value Adjustment		24,960.00		832,140.00 DR
30/06/2023	Closing Balance	3,000.00000			832,140.00 DR
Investments - Elders Limited					
01/07/2022	Opening Balance	5,000.00000			62,950.00 DR
22/07/2022	Purchase of 3325 of ELD @ \$11.390526	3,325.00000	38,164.65		101,114.65 DR
30/06/2023	Market Value Adjustment			46,336.15	54,778.50 DR
30/06/2023	Closing Balance	8,325.00000			54,778.50 DR
Investments - Fortescue Metals Group Ltd					
01/07/2022	Opening Balance	8,500.00000			149,005.00 DR
30/06/2023	Market Value Adjustment		39,525.00		188,530.00 DR
30/06/2023	Closing Balance	8,500.00000			188,530.00 DR
Investments - Hub24 Limited					
01/07/2022	Opening Balance	6,000.00000			121,620.00 DR
30/06/2023	Market Value Adjustment		31,080.00		152,700.00 DR
30/06/2023	Closing Balance	6,000.00000			152,700.00 DR
Investments - Iress Limited					
01/07/2022	Opening Balance	5,250.00000			60,427.50 DR
13/03/2023	Sale of 5250 units of IRE @ \$8.83	-5,250.00000		61,678.05	1,250.55 CR
30/06/2023	Market Value Adjustment		1,250.55		0.00 CR
30/06/2023	Closing Balance				0.00

Prolific Superannuation Fund
General Ledger Account Movement
For the period from 1 July 2022 to 30 June 2023

Date	Description	Quantity	Debits	Credits	Balance
Assets					
Investments - Macquarie Group Limited					
01/07/2022	Opening Balance	1,881.00000			309,443.31 DR
30/06/2023	Market Value Adjustment		24,659.91		334,103.22 DR
30/06/2023	Closing Balance	1,881.00000			334,103.22 DR
Investments - Mineral Resources Limited					
01/07/2022	Opening Balance	2,800.00000			135,156.00 DR
30/06/2023	Market Value Adjustment		64,848.00		200,004.00 DR
30/06/2023	Closing Balance	2,800.00000			200,004.00 DR
Investments - National Australia Bank Limited - Cap Note 3-Bbsw+3.15% Perp Non-Cu					
01/07/2022	Opening Balance	0.00000			0.00
14/06/2023	Purchase of 750 of NABPI @ \$100.869467	750.00000	75,962.27		75,962.27 DR
15/06/2023	Purchase of 500 of NABPI @ \$100.85	500.00000	50,631.74		126,594.01 DR
30/06/2023	Market Value Adjustment			69.01	126,525.00 DR
30/06/2023	Closing Balance	1,250.00000			126,525.00 DR
Investments - Qube Holdings Limited					
01/07/2022	Opening Balance	100,000.00000			273,000.00 DR
30/06/2023	Market Value Adjustment		12,000.00		285,000.00 DR
30/06/2023	Closing Balance	100,000.00000			285,000.00 DR
Investments - Reece Limited					
01/07/2022	Opening Balance	2,000.00000			27,560.00 DR
26/07/2022	Purchase of 2000 of REH @ \$14.434	2,000.00000	29,089.92		56,649.92 DR
30/06/2023	Market Value Adjustment		17,630.08		74,280.00 DR
30/06/2023	Closing Balance	4,000.00000			74,280.00 DR
Investments - Rio Tinto Limited - Ordinary Fully Paid					
01/07/2022	Opening Balance	949.00000			97,462.30 DR
30/06/2023	Market Value Adjustment		11,378.51		108,840.81 DR
30/06/2023	Closing Balance	949.00000			108,840.81 DR
Investments - Sonic Healthcare Limited - Ordinary Fully Paid					
01/07/2022	Opening Balance	3,050.00000			100,680.50 DR
30/06/2023	Market Value Adjustment		7,808.00		108,488.50 DR
30/06/2023	Closing Balance	3,050.00000			108,488.50 DR
Investments - The Reject Shop Limited					
01/07/2022	Opening Balance	7,250.00000			23,562.50 DR
30/06/2023	Market Value Adjustment		9,425.00		32,987.50 DR
30/06/2023	Closing Balance	7,250.00000			32,987.50 DR
Investments - Washington H Soul Pattinson & Company Limited					
01/07/2022	Opening Balance	5,500.00000			129,470.00 DR
30/06/2023	Market Value Adjustment		45,320.00		174,790.00 DR
30/06/2023	Closing Balance	5,500.00000			174,790.00 DR
Investments - Wesfarmers Limited - Ordinary Fully Paid					
01/07/2022	Opening Balance	4,800.00000			201,168.00 DR
25/07/2022	Purchase of 750 of WES @ \$46.87	750.00000	35,422.73		236,590.73 DR
26/07/2022	Purchase of 250 of WES @ \$46.39	250.00000	11,686.67		248,277.40 DR
13/03/2023	Purchase of 900 of WES @ \$49.453333	900.00000	44,850.15		293,127.55 DR
14/03/2023	Purchase of 300 of WES @ \$48.99	300.00000	14,809.99		307,937.54 DR
30/06/2023	Market Value Adjustment		37,442.46		345,380.00 DR
30/06/2023	Closing Balance	7,000.00000			345,380.00 DR

Prolific Superannuation Fund
General Ledger Account Movement
For the period from 1 July 2022 to 30 June 2023

Date	Description	Quantity	Debits	Credits	Balance
Assets					
Investments - Woodside Energy Group Ltd					
01/07/2022	Opening Balance	1,147.00000			36,520.48 DR
22/07/2022	Purchase of 1453 of WDS @ \$30.806765	1,453.00000	45,106.34		81,626.82 DR
30/06/2023	Market Value Adjustment		7,917.18		89,544.00 DR
30/06/2023	Closing Balance	2,600.00000			89,544.00 DR
Investments - Charter Hall Group - Stapled Securities Us Prohibited					
01/07/2022	Opening Balance	5,000.00000			54,150.00 DR
30/06/2023	Market Value Adjustment			600.00	53,550.00 DR
30/06/2023	Closing Balance	5,000.00000			53,550.00 DR
Investments - Homeco Daily Needs REIT - Ordinary Units Fully Paid					
01/07/2022	Opening Balance	99,000.00000			126,720.00 DR
22/07/2022	Sale of 99000 units of HDN @ \$1.370648	-99,000.00000		143,575.66	16,855.66 CR
30/06/2023	Market Value Adjustment		16,855.66		0.00 CR
30/06/2023	Closing Balance				0.00
Cash At Bank - Macquarie Bank					
01/07/2022	Opening Balance				43,642.58 DR
04/07/2022	MQG FNL DIV 001277438816		6,583.50		50,226.08 DR
06/07/2022	ACCOUNT KEEPING FEE			27.13	50,198.95 DR
26/07/2022	CNT22384944 SELL 99000 HDN		134,574.71		184,773.66 DR
26/07/2022	CNT22386253 BUY 3325 ELD			38,185.96	146,587.70 DR
26/07/2022	CNT22387738 BUY 1453 WDS			45,131.52	101,456.18 DR
26/07/2022	CNT22387744 BUY 1150 BHP			42,521.94	58,934.24 DR
26/07/2022	CNT22387919 SELL 1920 CPU		50,238.76		109,173.00 DR
27/07/2022	CNT22392641 BUY 750 WES			35,442.50	73,730.50 DR
27/07/2022	CNT22392865 SELL 500 CPU		12,818.37		86,548.87 DR
28/07/2022	CNT22393530 BUY 250 WES			11,693.19	74,855.68 DR
28/07/2022	CNT22394269 SELL 1500 CPU		38,251.80		113,107.48 DR
28/07/2022	CNT22394309 BUY 2000 REH			29,106.16	84,001.32 DR
29/07/2022	INTEREST PAID		18.13		84,019.45 DR
02/08/2022	DOROTHY SEETO contribution		27,500.00		111,519.45 DR
04/08/2022	ACCOUNT KEEPING FEE			28.03	111,491.42 DR
04/08/2022	TSF TO SAVINGS AC			100,000.00	11,491.42 DR
22/08/2022	HDN DST 001280279878		2,098.80		13,590.22 DR
31/08/2022	CHC DST 001281282720		1,023.50		14,613.72 DR
31/08/2022	INTEREST PAID		15.76		14,629.48 DR
05/09/2022	ACCOUNT KEEPING FEE			28.03	14,601.45 DR
21/09/2022	RIO TINTO LTD AUI22/00166710		3,641.31		18,242.76 DR
21/09/2022	SONIC HEALTHCARE FIN22/00840756		1,830.00		20,072.76 DR
23/09/2022	BHP GROUP DIV AF386/00414659		19,138.79		39,211.55 DR
23/09/2022	IRESS LIMITED SEP22/00804601		840.00		40,051.55 DR
23/09/2022	MINERAL RESOURCE SEP22/00812777		2,800.00		42,851.55 DR
29/09/2022	CBA FNL DIV 001280823913		14,700.00		57,551.55 DR
29/09/2022	FMG DIVIDEND 001283943758		10,285.00		67,836.55 DR
30/09/2022	INTEREST PAID		27.78		67,864.33 DR
03/10/2022	ATLAS ARTERIA OCT22/00814058		5,600.00		73,464.33 DR
05/10/2022	ACCOUNT KEEPING FEE			27.13	73,437.20 DR
05/10/2022	CSL LTD DIVIDEND AUF22/01010970		5,274.92		78,712.12 DR
06/10/2022	WESFARMERS LTD FIN22/01056365		5,800.00		84,512.12 DR
06/10/2022	WOODSIDE INT22/00883750		4,158.78		88,670.90 DR
14/10/2022	HUB FNL DIV 001284581081		750.00		89,420.90 DR
17/10/2022	TRANSACT FUNDS TFR TO VERUS ACTUARIES PT			110.00	89,310.90 DR
18/10/2022	BPAY TO ASIC			59.00	89,251.90 DR
18/10/2022	QUBE DIVIDEND 22OCT/00812866		4,000.00		93,251.90 DR
18/10/2022	TRANSACT FUNDS TFR TO MR H SEETO AND MRS			44,270.00	48,981.90 DR
18/10/2022	TRANSACT FUNDS TFR TO MR H SEETO AND MRS			52,750.00	3,768.10 CR

Prolific Superannuation Fund
General Ledger Account Movement
For the period from 1 July 2022 to 30 June 2023

Date	Description	Quantity	Debits	Credits	Balance
Assets					
Cash At Bank - Macquarie Bank					
18/10/2022	TSF FROM SAVINGS		20,000.00		16,231.90 DR
26/10/2022	REECE AUST LTD OCT22/00803302		600.00		16,831.90 DR
31/10/2022	INTEREST PAID		74.51		16,906.41 DR
03/11/2022	ACCOUNT KEEPING FEE			28.03	16,878.38 DR
11/11/2022	ATO ATO002000017642207		37,526.70		54,405.08 DR
11/11/2022	TRANSACT FUNDS TFR TO SUPER AUDITS			385.00	54,020.08 DR
28/11/2022	ATO ATO41197273614I001		1,278.00		55,298.08 DR
30/11/2022	INTEREST PAID		67.29		55,365.37 DR
05/12/2022	ACCOUNT KEEPING FEE			27.13	55,338.24 DR
09/12/2022	TRANSACT FUNDS TFR TO ROACH AND BRUCE CO			7,700.00	47,638.24 DR
12/12/2022	SOL DIV PAYMENT DEC22/00829929		3,190.00		50,828.24 DR
13/12/2022	MQG ITM DIV 001285934127		5,643.00		56,471.24 DR
16/12/2022	ELDERS LIMITED S00060842302		2,331.00		58,802.24 DR
30/12/2022	INTEREST PAID		100.93		58,903.17 DR
05/01/2023	ACCOUNT KEEPING FEE			28.03	58,875.14 DR
31/01/2023	INTEREST PAID		118.72		58,993.86 DR
03/02/2023	ACCOUNT KEEPING FEE			28.03	58,965.83 DR
28/02/2023	CHC DST 001289714486		1,042.00		60,007.83 DR
28/02/2023	INTEREST PAID		105.91		60,113.74 DR
03/03/2023	ACCOUNT KEEPING FEE			25.31	60,088.43 DR
03/03/2023	BPAY TO REVENUE NSW			6,296.50	53,791.93 DR
15/03/2023	CNT23223059 SELL 5250 IRE		45,975.05		99,766.98 DR
15/03/2023	CNT23223985 BUY 900 WES			44,875.19	54,891.79 DR
16/03/2023	CNT23224566 BUY 300 WES			14,818.25	40,073.54 DR
17/03/2023	IRESS LIMITED MAR23/00804443		1,575.00		41,648.54 DR
22/03/2023	SONIC HEALTHCARE INT23/00840274		1,281.00		42,929.54 DR
28/03/2023	WESFARMERS LTD INT23/01052627		5,104.00		48,033.54 DR
29/03/2023	FMG DIVIDEND 001292017426		6,375.00		54,408.54 DR
30/03/2023	BHP GROUP DIV AI387/00406519		10,227.27		64,635.81 DR
30/03/2023	CBA DIV 001291331472		14,700.00		79,335.81 DR
30/03/2023	MINERAL RESOURCE MAR23/00815244		3,360.00		82,695.81 DR
31/03/2023	INTEREST PAID		108.49		82,804.30 DR
03/04/2023	BPAY TO REVENUE NSW			6,296.40	76,507.90 DR
05/04/2023	ACCOUNT KEEPING FEE			28.03	76,479.87 DR
05/04/2023	CSL LTD DIVIDEND 23AUD/00907643		4,864.37		81,344.24 DR
05/04/2023	REECE AUST LTD APR23/00803307		320.00		81,664.24 DR
05/04/2023	WOODSIDE FIN22/00901920		5,601.44		87,265.68 DR
06/04/2023	ATLAS ARTERIA APR23/00813770		5,600.00		92,865.68 DR
13/04/2023	QUBE DIVIDEND 23APR/00812250		3,750.00		96,615.68 DR
18/04/2023	HUB ITM DIV 001295055909		840.00		97,455.68 DR
20/04/2023	RIO TINTO LTD AUF22/00162846		3,098.39		100,554.07 DR
28/04/2023	INTEREST PAID		184.43		100,738.50 DR
03/05/2023	ACCOUNT KEEPING FEE			27.13	100,711.37 DR
04/05/2023	BPAY TO REVENUE NSW			6,296.40	94,414.97 DR
12/05/2023	SOL DIV PAYMENT MAY23/00829160		1,980.00		96,394.97 DR
31/05/2023	INTEREST PAID		224.42		96,619.39 DR
05/06/2023	ACCOUNT KEEPING FEE			28.03	96,591.36 DR
08/06/2023	MACQUARIE BANK TERM DEP/AT CALL		256,875.00		353,466.36 DR
15/06/2023	CNT23564041 BUY 1250 CBAPM			125,794.32	227,672.04 DR
16/06/2023	CNT23574191 BUY 750 NABPI			75,984.97	151,687.07 DR
19/06/2023	CNT23574867 BUY 500 NABPI			50,646.87	101,040.20 DR
22/06/2023	ELDERS LIMITED S00060842302		1,914.75		102,954.95 DR
30/06/2023	INTEREST PAID		364.08		103,319.03 DR
30/06/2023	Closing Balance				103,319.03 DR

Prolific Superannuation Fund
General Ledger Account Movement
For the period from 1 July 2022 to 30 June 2023

Date	Description	Quantity	Debits	Credits	Balance
Assets					
Cash At Bank - Macquarie Vision Savings Account					
01/07/2022	Opening Balance				88,295.40 DR
29/07/2022	Interst		83.78		88,379.18 DR
04/08/2022	Transfer From cash		100,000.00		188,379.18 DR
31/08/2022	Intrest		263.11		188,642.29 DR
30/09/2022	Interest		337.20		188,979.49 DR
18/10/2022	Transfer to cahs			20,000.00	168,979.49 DR
31/10/2022	Interest		407.66		169,387.15 DR
30/11/2022	Interst		407.10		169,794.25 DR
30/12/2022	Interest		443.10		170,237.35 DR
31/01/2023	Interest		492.48		170,729.83 DR
28/02/2023	Interest		435.54		171,165.37 DR
31/03/2023	Interest		501.24		171,666.61 DR
28/04/2023	Interest		469.90		172,136.51 DR
31/05/2023	Interest		575.68		172,712.19 DR
30/06/2023	Interest		558.40		173,270.59 DR
30/06/2023	Closing Balance				173,270.59 DR
Cash At Bank - Qudos Bank DIY Super					
01/07/2022	Opening Balance				593,423.80 DR
31/07/2022	Bonus Interest		584.48		594,008.28 DR
31/07/2022	Interest		176.40		594,184.68 DR
24/08/2022	Transfer		38,000.00		632,184.68 DR
31/08/2022	Bonus Interest		838.31		633,022.99 DR
31/08/2022	Interest		179.55		633,202.54 DR
30/09/2022	Bonus Interest		971.49		634,174.03 DR
30/09/2022	Interest		182.15		634,356.18 DR
31/10/2022	Bonus Interest		1,318.25		635,674.43 DR
31/10/2022	Interest		188.57		635,863.00 DR
30/11/2022	Bonus Interest		1,419.81		637,282.81 DR
30/11/2022	Interest		182.91		637,465.72 DR
31/12/2022	Bonus Interest		1,595.41		639,061.13 DR
31/12/2022	Interest		189.49		639,250.62 DR
31/01/2023	Bonus Interest		1,710.21		640,960.83 DR
31/01/2023	Interest		190.03		641,150.86 DR
15/02/2023	Assisted Transfer		30,000.00		671,150.86 DR
28/02/2023	Bonus Interest		1,613.13		672,763.99 DR
28/02/2023	Interest		176.17		672,940.16 DR
31/03/2023	Bonus Interst		1,984.71		674,924.87 DR
31/03/2023	Interest		200.04		675,124.91 DR
30/04/2023	Bonus Interest		2,025.37		677,150.28 DR
30/04/2023	Interest		194.22		677,344.50 DR
31/05/2023	Bonus Interest		2,164.72		679,509.22 DR
31/05/2023	Interest		201.35		679,710.57 DR
30/06/2023	Bonus Interest		2,220.70		681,931.27 DR
30/06/2023	Interest		195.53		682,126.80 DR
30/06/2023	Closing Balance				682,126.80 DR
Cash At Bank - Qudos Bank Savings Account Zero					
01/07/2022	Opening Balance				37,777.39 DR
25/07/2022	Rent		4,479.04		42,256.43 DR
24/08/2022	Transfer			38,000.00	4,256.43 DR
25/08/2022	Rent		4,683.88		8,940.31 DR
26/09/2022	Rent		4,634.80		13,575.11 DR
25/10/2022	Rent		4,887.32		18,462.43 DR
25/11/2022	Rent		6,294.00		24,756.43 DR
22/12/2022	Rent		3,884.20		28,640.63 DR
25/01/2023	Rent		6,610.10		35,250.73 DR

Prolific Superannuation Fund
General Ledger Account Movement
For the period from 1 July 2022 to 30 June 2023

Date	Description	Quantity	Debits	Credits	Balance
Assets					
Cash At Bank - Qudos Bank Savings Account Zero					
15/02/2023	Rent		5,724.50		40,975.23 DR
15/02/2023	Transfer			30,000.00	10,975.23 DR
24/03/2023	Rent		4,048.66		15,023.89 DR
25/05/2023	Rent		1,882.21		16,906.10 DR
26/06/2023	Rent		7,483.42		24,389.52 DR
30/06/2023	Closing Balance				24,389.52 DR
Other Assets - Unsettled Trades					
Acquisitions - Shares in Listed Companies					
BHP Group Limited - Fully Paid Ordinary					
01/07/2022	Opening Balance				0.00
22/07/2022	Purchase of 1150 of BHP @ \$36.673043			42,521.94	42,521.94 CR
26/07/2022	Purchase of 1150 of BHP @ \$36.673043		42,521.94		0.00 CR
30/06/2023	Closing Balance				0.00
Commonwealth Bank Of Australia. - Cap Note 3-Bbsw+3.00% Perp Non-Cum Red T-06-30					
01/07/2022	Opening Balance				0.00
13/06/2023	Purchase of 1250 of CBAPM @ \$100.1946			125,794.32	125,794.32 CR
15/06/2023	Purchase of 1250 of CBAPM @ \$100.1946		125,794.32		0.00 CR
30/06/2023	Closing Balance				0.00
Elders Limited					
01/07/2022	Opening Balance				0.00
22/07/2022	Purchase of 3325 of ELD @ \$11.390526			38,185.96	38,185.96 CR
26/07/2022	Purchase of 3325 of ELD @ \$11.390526		38,185.96		0.00 CR
30/06/2023	Closing Balance				0.00
National Australia Bank Limited - Cap Note 3-Bbsw+3.15% Perp Non-Cum Red T-12-29					
01/07/2022	Opening Balance				0.00
14/06/2023	Purchase of 750 of NABPI @ \$100.869467			75,984.97	75,984.97 CR
15/06/2023	Purchase of 500 of NABPI @ \$100.85			50,646.87	126,631.84 CR
16/06/2023	Purchase of 750 of NABPI @ \$100.869467		75,984.97		50,646.87 CR
19/06/2023	Purchase of 500 of NABPI @ \$100.85		50,646.87		0.00 CR
30/06/2023	Closing Balance				0.00
Reece Limited					
01/07/2022	Opening Balance				0.00
26/07/2022	Purchase of 2000 of REH @ \$14.434			29,106.16	29,106.16 CR
28/07/2022	Purchase of 2000 of REH @ \$14.434		29,106.16		0.00 CR
30/06/2023	Closing Balance				0.00
Wesfarmers Limited - Ordinary Fully Paid					
01/07/2022	Opening Balance				0.00
25/07/2022	Purchase of 750 of WES @ \$46.87			35,442.50	35,442.50 CR
26/07/2022	Purchase of 250 of WES @ \$46.39			11,693.19	47,135.69 CR
27/07/2022	Purchase of 750 of WES @ \$46.87		35,442.50		11,693.19 CR
28/07/2022	Purchase of 250 of WES @ \$46.39		11,693.19		0.00 CR
13/03/2023	Purchase of 900 of WES @ \$49.453333			44,875.19	44,875.19 CR
14/03/2023	Purchase of 300 of WES @ \$48.99			14,818.25	59,693.44 CR
15/03/2023	Purchase of 900 of WES @ \$49.453333		44,875.19		14,818.25 CR
16/03/2023	Purchase of 300 of WES @ \$48.99		14,818.25		0.00 CR
30/06/2023	Closing Balance				0.00
Woodside Energy Group Ltd					
01/07/2022	Opening Balance				0.00
22/07/2022	Purchase of 1453 of WDS @ \$30.806765			45,131.52	45,131.52 CR
26/07/2022	Purchase of 1453 of WDS @ \$30.806765		45,131.52		0.00 CR
30/06/2023	Closing Balance				0.00

Prolific Superannuation Fund
General Ledger Account Movement
For the period from 1 July 2022 to 30 June 2023

Date	Description	Quantity	Debits	Credits	Balance
Assets					
Disposals - Cash and Cash Equivalents					
Macquarie Bank Term Deposit #9570					
01/07/2022	Opening Balance				0.00
08/06/2023	Paid - MACQUARIE BANK TERM DEP/AT CALL			250,000.00	250,000.00 CR
08/06/2023	MACQUARIE BANK TERM DEP/AT CALL		250,000.00		0.00 CR
30/06/2023	Closing Balance				0.00
Disposals - Shares in Listed Companies					
Computershare Limited. - Ordinary Fully Paid					
01/07/2022	Opening Balance				0.00
22/07/2022	Sale of 1920 units of CPU @ \$26.383688		50,238.76		50,238.76 DR
25/07/2022	Sale of 500 units of CPU @ \$25.85		12,818.37		63,057.13 DR
26/07/2022	Sale of 1500 units of CPU @ \$25.713333		38,251.80		101,308.93 DR
26/07/2022	Sale of 1920 units of CPU @ \$26.383688			50,238.76	51,070.17 DR
27/07/2022	Sale of 500 units of CPU @ \$25.85			12,818.37	38,251.80 DR
28/07/2022	Sale of 1500 units of CPU @ \$25.713333			38,251.80	0.00 CR
30/06/2023	Closing Balance				0.00
Iress Limited					
01/07/2022	Opening Balance				0.00
13/03/2023	Sale of 5250 units of IRE @ \$8.83		45,975.05		45,975.05 DR
15/03/2023	Sale of 5250 units of IRE @ \$8.83			45,975.05	0.00 CR
30/06/2023	Closing Balance				0.00
Disposals - Units In Listed Unit Trusts					
Homeco Daily Needs REIT - Ordinary Units Fully Paid					
01/07/2022	Opening Balance				0.00
22/07/2022	Sale of 99000 units of HDN @ \$1.370648		134,574.71		134,574.71 DR
26/07/2022	Sale of 99000 units of HDN @ \$1.370648			134,574.71	0.00 CR
30/06/2023	Closing Balance				0.00
Other Assets - Receivables					
Investment Income Receivable - Distributions - Stapled Securities					
Charter Hall Group - Stapled Securities Us Prohibited					
01/07/2022	Opening Balance				563.50 DR
31/08/2022	CHC AUD 0.092 FRANKED, 30% CTR, DRP SUSP			563.50	0.00 CR
29/12/2022	CHC AUD 0.0938 FRANKED, 30% CTR, DRP SUSP		1,042.00		1,042.00 DR
28/02/2023	CHC AUD 0.0938 FRANKED, 30% CTR, DRP SUSP			1,042.00	0.00 CR
29/06/2023	CHC AUD 0.098 FRANKED, 30% CTR, DRP SUSP		1,085.00		1,085.00 DR
30/06/2023	Closing Balance				1,085.00 DR
Investment Income Receivable - Distributions - Units In Listed Unit Trusts					
Homeco Daily Needs REIT - Ordinary Units Fully Paid					
01/07/2022	Opening Balance				2,098.80 DR
22/08/2022	HDN AUD DRP NIL DISC			2,098.80	0.00 CR
30/06/2023	Closing Balance				0.00
Investment Income Receivable - Dividends - Shares in Listed Companies					
Atlas Arteria - Fully Paid Ordinary Stapled Securities					
01/07/2022	Opening Balance				0.00
03/10/2022	ALX AUD UNFRANKED, NIL CFI			5,600.00	5,600.00 CR
03/10/2022	ALX AUD UNFRANKED, NIL CFI		5,600.00		0.00 CR
06/04/2023	ALX AUD UNFRANKED, NIL CFI			5,600.00	5,600.00 CR
06/04/2023	ALX AUD UNFRANKED, NIL CFI		5,600.00		0.00 CR
30/06/2023	Closing Balance				0.00

Prolific Superannuation Fund
General Ledger Account Movement
For the period from 1 July 2022 to 30 June 2023

Date	Description	Quantity	Debits	Credits	Balance
Assets					
BHP Group Limited - Fully Paid Ordinary					
01/07/2022	Opening Balance				0.00
22/09/2022	BHP USD 1.75, 1.75 FRANKED, 30% CTR, DRP NIL DISC		19,138.79		19,138.79 DR
23/09/2022	BHP USD 1.75, 1.75 FRANKED, 30% CTR, DRP NIL DISC			19,138.79	0.00 CR
30/03/2023	BHP USD 0.9, 0.9 FRANKED, 30% CTR, DRP NIL DISC			10,227.27	10,227.27 CR
30/03/2023	BHP USD 0.9, 0.9 FRANKED, 30% CTR, DRP NIL DISC		10,227.27		0.00 CR
30/06/2023	Closing Balance				0.00
Commonwealth Bank of Australia. - Ordinary Fully Paid					
01/07/2022	Opening Balance				0.00
29/09/2022	CBA FNL DIV 001280823913			14,700.00	14,700.00 CR
29/09/2022	CBA FNL DIV 001280823913		14,700.00		0.00 CR
30/03/2023	CBA AUD 2.1 FRANKED, 30% CTR, DRP NIL DISC			14,700.00	14,700.00 CR
30/03/2023	CBA AUD 2.1 FRANKED, 30% CTR, DRP NIL DISC		14,700.00		0.00 CR
30/06/2023	Closing Balance				0.00
Csl Limited - Ordinary Fully Paid					
01/07/2022	Opening Balance				0.00
05/10/2022	CSL LTD DIVIDEND AUF22/01010970			5,274.92	5,274.92 CR
05/10/2022	CSL LTD DIVIDEND AUF22/01010970		5,274.92		0.00 CR
05/04/2023	CSL USD 1.07, UNFRANKED, 1.07 CFI, DRP SUSP			4,864.37	4,864.37 CR
05/04/2023	CSL USD 1.07, UNFRANKED, 1.07 CFI, DRP SUSP		4,864.37		0.00 CR
30/06/2023	Closing Balance				0.00
Elders Limited					
01/07/2022	Opening Balance				0.00
16/12/2022	ELD AUD 0.084 FRANKED, 30% CTR, NIL CFI, DRP NIL DIS			2,331.00	2,331.00 CR
16/12/2022	ELD AUD 0.084 FRANKED, 30% CTR, NIL CFI, DRP NIL DIS		2,331.00		0.00 CR
22/06/2023	ELD AUD 0.069 FRANKED, 30% CTR, NIL CFI, DRP NIL DIS			1,914.75	1,914.75 CR
22/06/2023	ELD AUD 0.069 FRANKED, 30% CTR, NIL CFI, DRP NIL DIS		1,914.75		0.00 CR
30/06/2023	Closing Balance				0.00
Fortescue Metals Group Ltd					
01/07/2022	Opening Balance				0.00
29/09/2022	FMG AUD 1.21 FRANKED, 30% CTR, DRP NIL DISC			10,285.00	10,285.00 CR
29/09/2022	FMG AUD 1.21 FRANKED, 30% CTR, DRP NIL DISC		10,285.00		0.00 CR
29/03/2023	FMG AUD 0.75 FRANKED, 30% CTR, DRP NIL DISC			6,375.00	6,375.00 CR
29/03/2023	FMG AUD 0.75 FRANKED, 30% CTR, DRP NIL DISC		6,375.00		0.00 CR
30/06/2023	Closing Balance				0.00
Hub24 Limited					
01/07/2022	Opening Balance				0.00
14/10/2022	HUB AUD 0.125 FRANKED, 30% CTR			750.00	750.00 CR
14/10/2022	HUB AUD 0.125 FRANKED, 30% CTR		750.00		0.00 CR
18/04/2023	HUB AUD 0.14 FRANKED, 30% CTR			840.00	840.00 CR
18/04/2023	HUB AUD 0.14 FRANKED, 30% CTR		840.00		0.00 CR
30/06/2023	Closing Balance				0.00
Iress Limited					
01/07/2022	Opening Balance				0.00
23/09/2022	IRE AUD 0.04 FRANKED, 30% CTR, 0.12 CFI			840.00	840.00 CR
23/09/2022	IRE AUD 0.04 FRANKED, 30% CTR, 0.12 CFI		840.00		0.00 CR
17/03/2023	IRE AUD UNFRANKED, 0.3 CFI, DRP SUSP			1,575.00	1,575.00 CR
17/03/2023	IRE AUD UNFRANKED, 0.3 CFI, DRP SUSP		1,575.00		0.00 CR
30/06/2023	Closing Balance				0.00

Prolific Superannuation Fund
General Ledger Account Movement
For the period from 1 July 2022 to 30 June 2023

Date	Description	Quantity	Debits	Credits	Balance
Assets					
Macquarie Group Limited					
01/07/2022	Opening Balance				0.00
04/07/2022	MQG AUD 1.4 FRANKED, 30% CTR, 2.1 CFI, DRP 1.5% DIS			6,583.50	6,583.50 CR
04/07/2022	MQG AUD 1.4 FRANKED, 30% CTR, 2.1 CFI, DRP 1.5% DIS		6,583.50		0.00 CR
13/12/2022	MQG AUD 1.2 FRANKED, 30% CTR, 1.8 CFI, DRP NIL DISC			5,643.00	5,643.00 CR
13/12/2022	MQG AUD 1.2 FRANKED, 30% CTR, 1.8 CFI, DRP NIL DISC		5,643.00		0.00 CR
30/06/2023	Closing Balance				0.00
Mineral Resources Limited					
01/07/2022	Opening Balance				0.00
23/09/2022	MIN AUD 1 FRANKED, 30% CTR, DRP NIL DISC			2,800.00	2,800.00 CR
23/09/2022	MIN AUD 1 FRANKED, 30% CTR, DRP NIL DISC		2,800.00		0.00 CR
30/03/2023	MIN AUD 1.2 FRANKED, 30% CTR, DRP			3,360.00	3,360.00 CR
30/03/2023	MIN AUD 1.2 FRANKED, 30% CTR, DRP		3,360.00		0.00 CR
30/06/2023	Closing Balance				0.00
Qube Holdings Limited					
01/07/2022	Opening Balance				0.00
18/10/2022	QUB AUD 0.007 SPEC, 0.04 FRANKED, 30% CTR, DRP SUS			4,000.00	4,000.00 CR
18/10/2022	QUB AUD 0.007 SPEC, 0.04 FRANKED, 30% CTR, DRP SUS		4,000.00		0.00 CR
13/04/2023	QUB AUD 0.0375 FRANKED, 30% CTR, DRP SUSP			3,750.00	3,750.00 CR
13/04/2023	QUB AUD 0.0375 FRANKED, 30% CTR, DRP SUSP		3,750.00		0.00 CR
30/06/2023	Closing Balance				0.00
Reece Limited					
01/07/2022	Opening Balance				0.00
26/10/2022	REH AUD 0.15 FRANKED, 30% CTR			600.00	600.00 CR
26/10/2022	REH AUD 0.15 FRANKED, 30% CTR		600.00		0.00 CR
05/04/2023	REH AUD 0.08 FRANKED, 30% CTR			320.00	320.00 CR
05/04/2023	REH AUD 0.08 FRANKED, 30% CTR		320.00		0.00 CR
30/06/2023	Closing Balance				0.00
Rio Tinto Limited - Ordinary Fully Paid					
01/07/2022	Opening Balance				0.00
21/09/2022	RIO TINTO LTD AUI22/00166710			3,641.31	3,641.31 CR
21/09/2022	RIO TINTO LTD AUI22/00166710		3,641.31		0.00 CR
20/04/2023	RIO AUD 3.2649 FRANKED, 30% CTR, DRP NIL DISC			3,098.39	3,098.39 CR
20/04/2023	RIO AUD 3.2649 FRANKED, 30% CTR, DRP NIL DISC		3,098.39		0.00 CR
30/06/2023	Closing Balance				0.00
Sonic Healthcare Limited - Ordinary Fully Paid					
01/07/2022	Opening Balance				0.00
21/09/2022	SHL AUD 0.6 FRANKED, 30% CTR, DRP SUSP			1,830.00	1,830.00 CR
21/09/2022	SHL AUD 0.6 FRANKED, 30% CTR, DRP SUSP		1,830.00		0.00 CR
22/03/2023	SHL AUD 0.42 FRANKED, 30% CTR, DRP SUSP			1,281.00	1,281.00 CR
22/03/2023	SHL AUD 0.42 FRANKED, 30% CTR, DRP SUSP		1,281.00		0.00 CR
30/06/2023	Closing Balance				0.00
Washington H Soul Pattinson & Company Limited					
01/07/2022	Opening Balance				0.00
12/12/2022	SOL AUD 0.15 SPEC, 0.58 FRANKED, 30% CTR			3,190.00	3,190.00 CR
12/12/2022	SOL AUD 0.15 SPEC, 0.58 FRANKED, 30% CTR		3,190.00		0.00 CR
12/05/2023	SOL AUD 0.36 FRANKED, 30% CTR			1,980.00	1,980.00 CR
12/05/2023	SOL AUD 0.36 FRANKED, 30% CTR		1,980.00		0.00 CR
30/06/2023	Closing Balance				0.00

Prolific Superannuation Fund
General Ledger Account Movement
For the period from 1 July 2022 to 30 June 2023

Date	Description	Quantity	Debits	Credits	Balance
Assets					
Wesfarmers Limited - Ordinary Fully Paid					
01/07/2022	Opening Balance				0.00
06/10/2022	WES AUD 1 FRANKED, 30% CTR, DRP NIL DISC			5,800.00	5,800.00 CR
06/10/2022	WES AUD 1 FRANKED, 30% CTR, DRP NIL DISC		5,800.00		0.00 CR
28/03/2023	WES AUD 0.88 FRANKED, 30% CTR, DRP			5,104.00	5,104.00 CR
28/03/2023	WES AUD 0.88 FRANKED, 30% CTR, DRP		5,104.00		0.00 CR
30/06/2023	Closing Balance				0.00
Woodside Energy Group Ltd					
01/07/2022	Opening Balance				0.00
06/10/2022	WDS USD 1.09, 1.09 FRANKED, 30% CTR, DRP NIL DISC			4,158.78	4,158.78 CR
06/10/2022	WDS USD 1.09, 1.09 FRANKED, 30% CTR, DRP NIL DISC		4,158.78		0.00 CR
05/04/2023	WDS USD 1.44, 1.44 FRANKED, 30% CTR, DRP SUSP			5,601.44	5,601.44 CR
05/04/2023	WDS USD 1.44, 1.44 FRANKED, 30% CTR, DRP SUSP		5,601.44		0.00 CR
30/06/2023	Closing Balance				0.00
Investment Income Receivable - Dividends - Stapled Securities					
Charter Hall Group - Stapled Securities Us Prohibited					
01/07/2022	Opening Balance				0.00
31/08/2022	CHC AUD 0.092 FRANKED @ 30%			460.00	460.00 CR
31/08/2022	CHC AUD 0.092 FRANKED @ 30%		460.00		0.00 CR
30/06/2023	Closing Balance				0.00
Investment Income Receivable - Interest - Cash and Cash Equivalents					
Macquarie Bank Term Deposit #9570					
01/07/2022	Opening Balance				0.00
08/06/2023	MACQUARIE BANK TERM DEP/AT CALL			6,875.00	6,875.00 CR
08/06/2023	MACQUARIE BANK TERM DEP/AT CALL		6,875.00		0.00 CR
30/06/2023	Closing Balance				0.00
Investment Income Receivable - Interest - Cash At Bank					
Macquarie Bank					
01/07/2022	Opening Balance				0.00
29/07/2022	INTEREST PAID			18.13	18.13 CR
29/07/2022	INTEREST PAID		18.13		0.00 CR
31/08/2022	INTEREST PAID			15.76	15.76 CR
31/08/2022	INTEREST PAID		15.76		0.00 CR
30/09/2022	INTEREST PAID			27.78	27.78 CR
30/09/2022	INTEREST PAID		27.78		0.00 CR
31/10/2022	INTEREST PAID			74.51	74.51 CR
31/10/2022	INTEREST PAID		74.51		0.00 CR
30/11/2022	INTEREST PAID			67.29	67.29 CR
30/11/2022	INTEREST PAID		67.29		0.00 CR
30/12/2022	INTEREST PAID			100.93	100.93 CR
30/12/2022	INTEREST PAID		100.93		0.00 CR
31/01/2023	INTEREST PAID			118.72	118.72 CR
31/01/2023	INTEREST PAID		118.72		0.00 CR
28/02/2023	INTEREST PAID			105.91	105.91 CR
28/02/2023	INTEREST PAID		105.91		0.00 CR
31/03/2023	INTEREST PAID			108.49	108.49 CR
31/03/2023	INTEREST PAID		108.49		0.00 CR
28/04/2023	INTEREST PAID			184.43	184.43 CR
28/04/2023	INTEREST PAID		184.43		0.00 CR
31/05/2023	INTEREST PAID			224.42	224.42 CR
31/05/2023	INTEREST PAID		224.42		0.00 CR
30/06/2023	INTEREST PAID			364.08	364.08 CR
30/06/2023	INTEREST PAID		364.08		0.00 CR
30/06/2023	Closing Balance				0.00

Prolific Superannuation Fund
General Ledger Account Movement
For the period from 1 July 2022 to 30 June 2023

Date	Description	Quantity	Debits	Credits	Balance
Assets					
Macquarie Vision Savings Account					
01/07/2022	Opening Balance				0.00
29/07/2022	Interst			83.78	83.78 CR
29/07/2022	Interst		83.78		0.00 CR
31/08/2022	Intrest			263.11	263.11 CR
31/08/2022	Intrest		263.11		0.00 CR
30/09/2022	Interest			337.20	337.20 CR
30/09/2022	Interest		337.20		0.00 CR
31/10/2022	Interest			407.66	407.66 CR
31/10/2022	Interest		407.66		0.00 CR
30/11/2022	Interst			407.10	407.10 CR
30/11/2022	Interst		407.10		0.00 CR
30/12/2022	Interest			443.10	443.10 CR
30/12/2022	Interest		443.10		0.00 CR
31/01/2023	Interest			492.48	492.48 CR
31/01/2023	Interest		492.48		0.00 CR
28/02/2023	Interest			435.54	435.54 CR
28/02/2023	Interest		435.54		0.00 CR
31/03/2023	Interest			501.24	501.24 CR
31/03/2023	Interest		501.24		0.00 CR
28/04/2023	Interest			469.90	469.90 CR
28/04/2023	Interest		469.90		0.00 CR
31/05/2023	Interest			575.68	575.68 CR
31/05/2023	Interest		575.68		0.00 CR
30/06/2023	Interest			558.40	558.40 CR
30/06/2023	Interest		558.40		0.00 CR
30/06/2023	Closing Balance				0.00
Qudos Bank DIY Super					
01/07/2022	Opening Balance				0.00
31/07/2022	Bonus Interest			584.48	584.48 CR
31/07/2022	Bonus Interest		584.48		0.00 CR
31/07/2022	Interest			176.40	176.40 CR
31/07/2022	Interest		176.40		0.00 CR
31/08/2022	Bonus Interest			838.31	838.31 CR
31/08/2022	Bonus Interest		838.31		0.00 CR
31/08/2022	Interest			179.55	179.55 CR
31/08/2022	Interest		179.55		0.00 CR
30/09/2022	Bonus Interest			971.49	971.49 CR
30/09/2022	Bonus Interest		971.49		0.00 CR
30/09/2022	Interest			182.15	182.15 CR
30/09/2022	Interest		182.15		0.00 CR
31/10/2022	Bonus Interest			1,318.25	1,318.25 CR
31/10/2022	Bonus Interest		1,318.25		0.00 CR
31/10/2022	Interest			188.57	188.57 CR
31/10/2022	Interest		188.57		0.00 CR
30/11/2022	Bonus Interest			1,419.81	1,419.81 CR
30/11/2022	Bonus Interest		1,419.81		0.00 CR
30/11/2022	Interest			182.91	182.91 CR
30/11/2022	Interest		182.91		0.00 CR
31/12/2022	Bonus Interest			1,595.41	1,595.41 CR
31/12/2022	Bonus Interest		1,595.41		0.00 CR
31/12/2022	Interest			189.49	189.49 CR
31/12/2022	Interest		189.49		0.00 CR
31/01/2023	Bonus Interest			1,710.21	1,710.21 CR
31/01/2023	Bonus Interest		1,710.21		0.00 CR
31/01/2023	Interest			190.03	190.03 CR
31/01/2023	Interest		190.03		0.00 CR
28/02/2023	Bonus Interest			1,613.13	1,613.13 CR

Prolific Superannuation Fund
General Ledger Account Movement
For the period from 1 July 2022 to 30 June 2023

Date	Description	Quantity	Debits	Credits	Balance
Assets					
28/02/2023	Bonus Interest		1,613.13		0.00 CR
28/02/2023	Interest			176.17	176.17 CR
28/02/2023	Interest		176.17		0.00 CR
31/03/2023	Bonus Interst			1,984.71	1,984.71 CR
31/03/2023	Bonus Interst		1,984.71		0.00 CR
31/03/2023	Interest			200.04	200.04 CR
31/03/2023	Interest		200.04		0.00 CR
30/04/2023	Bonus Interest			2,025.37	2,025.37 CR
30/04/2023	Bonus Interest		2,025.37		0.00 CR
30/04/2023	Interest			194.22	194.22 CR
30/04/2023	Interest		194.22		0.00 CR
31/05/2023	Bonus Interest			2,164.72	2,164.72 CR
31/05/2023	Bonus Interest		2,164.72		0.00 CR
31/05/2023	Interest			201.35	201.35 CR
31/05/2023	Interest		201.35		0.00 CR
30/06/2023	Bonus Interest			2,220.70	2,220.70 CR
30/06/2023	Bonus Interest		2,220.70		0.00 CR
30/06/2023	Interest			195.53	195.53 CR
30/06/2023	Interest		195.53		0.00 CR
30/06/2023	Closing Balance				0.00
Investment Income Receivable - Rent - Direct Property					
38 Premier Street Neutral Bay					
01/07/2022	Opening Balance				0.00
25/07/2022	Rent		4,479.04		4,479.04 DR
25/07/2022	Rental Income/Disbursements Received			4,479.04	0.00 CR
25/08/2022	Rent		4,683.88		4,683.88 DR
25/08/2022	Rental Income/Disbursements Received			4,683.88	0.00 CR
26/09/2022	Rent		4,634.80		4,634.80 DR
26/09/2022	Rental Income/Disbursements Received			4,634.80	0.00 CR
25/10/2022	Rent		4,887.32		4,887.32 DR
25/10/2022	Rental Income/Disbursements Received			4,887.32	0.00 CR
25/11/2022	Rent		6,294.00		6,294.00 DR
25/11/2022	Rental Income/Disbursements Received			6,294.00	0.00 CR
22/12/2022	Rent		3,884.20		3,884.20 DR
22/12/2022	Rental Income/Disbursements Received			3,884.20	0.00 CR
25/01/2023	Rent		6,610.10		6,610.10 DR
25/01/2023	Rental Income/Disbursements Received			6,610.10	0.00 CR
15/02/2023	Rent		5,724.50		5,724.50 DR
15/02/2023	Rental Income/Disbursements Received			5,724.50	0.00 CR
03/03/2023	BPAY TO REVENUE NSW			6,296.50	6,296.50 CR
03/03/2023	Rental Income/Disbursements Received		6,296.50		0.00 CR
24/03/2023	Rent		4,048.66		4,048.66 DR
24/03/2023	Rental Income/Disbursements Received			4,048.66	0.00 CR
03/04/2023	BPAY TO REVENUE NSW			6,296.40	6,296.40 CR
03/04/2023	Rental Income/Disbursements Received		6,296.40		0.00 CR
30/04/2023	Apr Rental Statement		3,125.99		3,125.99 DR
04/05/2023	BPAY TO REVENUE NSW			6,296.40	3,170.41 CR
04/05/2023	Rental Income/Disbursements Received		6,296.40		3,125.99 DR
25/05/2023	Rent			1,243.78	1,882.21 DR
25/05/2023	Rental Income/Disbursements Received			3,125.99	1,243.78 CR
25/05/2023	Rental Income/Disbursements Received		1,243.78		0.00 CR
26/06/2023	Rent		7,483.42		7,483.42 DR
26/06/2023	Rental Income/Disbursements Received			7,483.42	0.00 CR
30/06/2023	Closing Balance				0.00

Prolific Superannuation Fund
General Ledger Account Movement
For the period from 1 July 2022 to 30 June 2023

Date	Description	Quantity	Debits	Credits	Balance
Assets					
Member Income Receivable - Contributions					
Mr Harold Seeto					
01/07/2022	Opening Balance				0.00
02/08/2022	Contribution Received			27,500.00	27,500.00 CR
02/08/2022	DOROTHY SEETO contribution		27,500.00		0.00 CR
30/06/2023	Closing Balance				0.00
Other Assets - Current Tax Assets					
Income Tax Payable					
01/07/2022	Opening Balance				0.15 DR
01/07/2022	Fund Tax Finalisation		37,785.70		37,785.85 DR
11/11/2022	ATO ATO002000017642207			37,785.70	0.15 DR
30/06/2023	Closing Balance				0.15 DR
Provision for Income Tax					
01/07/2022	Opening Balance				22,274.10 CR
01/07/2022	Fund Tax Finalisation		22,274.10		0.00 CR
02/08/2022	Tax Effect Of Income			4,125.00	4,125.00 CR
30/06/2023	Tax Effect Of Income			22,194.30	26,319.30 CR
30/06/2023	Closing Balance				26,319.30 CR
Franking Credits - Shares in Listed Companies					
BHP Group Limited - Fully Paid Ordinary					
01/07/2022	Opening Balance				25,675.64 DR
01/07/2022	Fund Tax Finalisation			25,675.64	0.00 CR
22/09/2022	BHP USD 1.75, 1.75 FRANKED, 30% CTR, DRP NIL DISC		8,202.34		8,202.34 DR
30/03/2023	BHP USD 0.9, 0.9 FRANKED, 30% CTR, DRP NIL DISC		4,383.12		12,585.46 DR
30/06/2023	Closing Balance				12,585.46 DR
Commonwealth Bank of Australia. - Ordinary Fully Paid					
01/07/2022	Opening Balance				11,250.00 DR
01/07/2022	Fund Tax Finalisation			11,250.00	0.00 CR
29/09/2022	CBA FNL DIV 001280823913		6,300.00		6,300.00 DR
30/03/2023	CBA AUD 2.1 FRANKED, 30% CTR, DRP NIL DISC		6,300.00		12,600.00 DR
30/06/2023	Closing Balance				12,600.00 DR
Computershare Limited. - Ordinary Fully Paid					
01/07/2022	Opening Balance				393.12 DR
01/07/2022	Fund Tax Finalisation			393.12	0.00 CR
30/06/2023	Closing Balance				0.00
Csl Limited - Ordinary Fully Paid					
01/07/2022	Opening Balance				3,873.29 DR
01/07/2022	Fund Tax Finalisation			3,873.29	0.00 CR
05/10/2022	CSL LTD DIVIDEND AUF22/01010970		2,260.68		2,260.68 DR
30/06/2023	Closing Balance				2,260.68 DR
Elders Limited					
01/07/2022	Opening Balance				274.29 DR
01/07/2022	Fund Tax Finalisation			274.29	0.00 CR
16/12/2022	ELD AUD 0.084 FRANKED, 30% CTR, NIL CFI, DRP NIL DIS		299.70		299.70 DR
22/06/2023	ELD AUD 0.069 FRANKED, 30% CTR, NIL CFI, DRP NIL DIS		246.18		545.88 DR
30/06/2023	Closing Balance				545.88 DR
Fortescue Metals Group Ltd					
01/07/2022	Opening Balance				3,132.86 DR
01/07/2022	Fund Tax Finalisation			3,132.86	0.00 CR
29/09/2022	FMG AUD 1.21 FRANKED, 30% CTR, DRP NIL DISC		4,407.86		4,407.86 DR
29/03/2023	FMG AUD 0.75 FRANKED, 30% CTR, DRP NIL DISC		2,732.14		7,140.00 DR
30/06/2023	Closing Balance				7,140.00 DR

Prolific Superannuation Fund
General Ledger Account Movement
For the period from 1 July 2022 to 30 June 2023

Date	Description	Quantity	Debits	Credits	Balance
Assets					
Hub24 Limited					
01/07/2022	Opening Balance				334.29 DR
01/07/2022	Fund Tax Finalisation			334.29	0.00 CR
14/10/2022	HUB AUD 0.125 FRANKED, 30% CTR		321.43		321.43 DR
18/04/2023	HUB AUD 0.14 FRANKED, 30% CTR		360.00		681.43 DR
30/06/2023	Closing Balance				681.43 DR
Iress Limited					
01/07/2022	Opening Balance				101.25 DR
01/07/2022	Fund Tax Finalisation			101.25	0.00 CR
23/09/2022	IRE AUD 0.04 FRANKED, 30% CTR, 0.12 CFI		90.00		90.00 DR
30/06/2023	Closing Balance				90.00 DR
Macquarie Group Limited					
01/07/2022	Opening Balance				1,794.98 DR
01/07/2022	Fund Tax Finalisation			1,794.98	0.00 CR
04/07/2022	MQG AUD 1.4 FRANKED, 30% CTR, 2.1 CFI, DRP 1.5% DIS		1,128.60		1,128.60 DR
13/12/2022	MQG AUD 1.2 FRANKED, 30% CTR, 1.8 CFI, DRP NIL DISC		967.37		2,095.97 DR
30/06/2023	Closing Balance				2,095.97 DR
Mineral Resources Limited					
01/07/2022	Opening Balance				0.00
23/09/2022	MIN AUD 1 FRANKED, 30% CTR, DRP NIL DISC		1,200.00		1,200.00 DR
30/03/2023	MIN AUD 1.2 FRANKED, 30% CTR, DRP		1,440.00		2,640.00 DR
30/06/2023	Closing Balance				2,640.00 DR
Qube Holdings Limited					
01/07/2022	Opening Balance				2,260.71 DR
01/07/2022	Fund Tax Finalisation			2,260.71	0.00 CR
18/10/2022	QUB AUD 0.007 SPEC, 0.04 FRANKED, 30% CTR, DRP SU\$		1,714.29		1,714.29 DR
13/04/2023	QUB AUD 0.0375 FRANKED, 30% CTR, DRP SUSP		1,607.14		3,321.43 DR
30/06/2023	Closing Balance				3,321.43 DR
Reece Limited					
01/07/2022	Opening Balance				64.29 DR
01/07/2022	Fund Tax Finalisation			64.29	0.00 CR
26/10/2022	REH AUD 0.15 FRANKED, 30% CTR		257.14		257.14 DR
05/04/2023	REH AUD 0.08 FRANKED, 30% CTR		137.14		394.28 DR
30/06/2023	Closing Balance				394.28 DR
Rio Tinto Limited - Ordinary Fully Paid					
01/07/2022	Opening Balance				5,787.13 DR
01/07/2022	Fund Tax Finalisation			5,787.13	0.00 CR
21/09/2022	RIO TINTO LTD AUI22/00166710		1,560.56		1,560.56 DR
20/04/2023	RIO AUD 3.2649 FRANKED, 30% CTR, DRP NIL DISC		1,327.88		2,888.44 DR
30/06/2023	Closing Balance				2,888.44 DR
Sonic Healthcare Limited - Ordinary Fully Paid					
01/07/2022	Opening Balance				990.17 DR
01/07/2022	Fund Tax Finalisation			990.17	0.00 CR
21/09/2022	SHL AUD 0.6 FRANKED, 30% CTR, DRP SUSP		784.29		784.29 DR
22/03/2023	SHL AUD 0.42 FRANKED, 30% CTR, DRP SUSP		549.00		1,333.29 DR
30/06/2023	Closing Balance				1,333.29 DR
Washington H Soul Pattinson & Company Limited					
01/07/2022	Opening Balance				1,532.14 DR
01/07/2022	Fund Tax Finalisation			1,532.14	0.00 CR
12/12/2022	SOL AUD 0.15 SPEC, 0.58 FRANKED, 30% CTR		1,367.14		1,367.14 DR
12/05/2023	SOL AUD 0.36 FRANKED, 30% CTR		848.57		2,215.71 DR
30/06/2023	Closing Balance				2,215.71 DR

Prolific Superannuation Fund
General Ledger Account Movement
For the period from 1 July 2022 to 30 June 2023

Date	Description	Quantity	Debits	Credits	Balance
Assets					
Wesfarmers Limited - Ordinary Fully Paid					
01/07/2022	Opening Balance				2,417.14 DR
01/07/2022	Fund Tax Finalisation			2,417.14	0.00 CR
06/10/2022	WES AUD 1 FRANKED, 30% CTR, DRP NIL DISC		2,485.71		2,485.71 DR
28/03/2023	WES AUD 0.88 FRANKED, 30% CTR, DRP		2,187.43		4,673.14 DR
30/06/2023	Closing Balance				4,673.14 DR
Woodside Energy Group Ltd					
01/07/2022	Opening Balance				0.00
06/10/2022	WDS USD 1.09, 1.09 FRANKED, 30% CTR, DRP NIL DISC		1,782.33		1,782.33 DR
05/04/2023	WDS USD 1.44, 1.44 FRANKED, 30% CTR, DRP SUSP		2,400.62		4,182.95 DR
30/06/2023	Closing Balance				4,182.95 DR
Franking Credits - Stapled Securities					
Charter Hall Group - Stapled Securities Us Prohibited					
01/07/2022	Opening Balance				178.50 DR
01/07/2022	Fund Tax Finalisation			178.50	0.00 CR
31/08/2022	CHC AUD 0.092 FRANKED @ 30%		197.14		197.14 DR
30/06/2023	Distribution - Tax Statement		201.35		398.49 DR
30/06/2023	Distribution - Tax Statement		209.65		608.14 DR
30/06/2023	Closing Balance				608.14 DR
Other Assets - Other Taxes Refundable					
Activity Statement Payable/Refundable					
01/07/2022	Opening Balance				1,278.00 DR
28/11/2022	Fund Activity Statement			1,278.00	0.00 CR
30/06/2023	Fund Activity Statement		861.00		861.00 DR
30/06/2023	Closing Balance				861.00 DR
GST Payable/Refundable					
01/07/2022	Opening Balance				0.17 CR
22/07/2022	Purchase of 1150 of BHP @ \$36.673043		23.72		23.55 DR
22/07/2022	Purchase of 1453 of WDS @ \$30.806765		25.18		48.73 DR
22/07/2022	Purchase of 3325 of ELD @ \$11.390526		21.31		70.04 DR
22/07/2022	Sale of 1920 units of CPU @ \$26.383688		28.49		98.53 DR
22/07/2022	Sale of 99000 units of HDN @ \$1.370648		76.33		174.86 DR
25/07/2022	Purchase of 750 of WES @ \$46.87		19.77		194.63 DR
25/07/2022	Sale of 500 units of CPU @ \$25.85		7.27		201.90 DR
26/07/2022	Purchase of 2000 of REH @ \$14.434		16.24		218.14 DR
26/07/2022	Purchase of 250 of WES @ \$46.39		6.52		224.66 DR
26/07/2022	Sale of 1500 units of CPU @ \$25.713333		21.70		246.36 DR
17/10/2022	TRANSACT FUNDS TFR TO VERUS ACTUARIES PT		7.50		253.86 DR
09/12/2022	TRANSACT FUNDS TFR TO ROACH AND BRUCE CO		472.50		726.36 DR
13/03/2023	Purchase of 900 of WES @ \$49.453333		25.04		751.40 DR
13/03/2023	Sale of 5250 units of IRE @ \$8.83		26.08		777.48 DR
14/03/2023	Purchase of 300 of WES @ \$48.99		8.26		785.74 DR
13/06/2023	Purchase of 1250 of CBAPM @ \$100.1946		37.58		823.32 DR
14/06/2023	Purchase of 750 of NABPI @ \$100.869467		22.70		846.02 DR
15/06/2023	Purchase of 500 of NABPI @ \$100.85		15.13		861.15 DR
30/06/2023	Fund Activity Statement			861.00	0.15 DR
30/06/2023	Closing Balance				0.15 DR

Prolific Superannuation Fund
General Ledger Account Movement
For the period from 1 July 2022 to 30 June 2023

Date	Description	Quantity	Debits	Credits	Balance
Liabilities					
Other Creditors and Accruals					
Accountancy Fee					
01/07/2022	Opening Balance				0.00
09/12/2022	TRANSACT FUNDS TFR TO ROACH AND BRUCE CO			770.00	770.00 CR
09/12/2022	TRANSACT FUNDS TFR TO ROACH AND BRUCE CO		770.00		0.00 CR
30/06/2023	Closing Balance				0.00
Actuarial Fee					
01/07/2022	Opening Balance				0.00
17/10/2022	TRANSACT FUNDS TFR TO VERUS ACTUARIES PT			110.00	110.00 CR
17/10/2022	TRANSACT FUNDS TFR TO VERUS ACTUARIES PT		110.00		0.00 CR
30/06/2023	Closing Balance				0.00
Auditor Fee					
01/07/2022	Opening Balance				0.00
11/11/2022	TRANSACT FUNDS TFR TO SUPER AUDITS			385.00	385.00 CR
11/11/2022	TRANSACT FUNDS TFR TO SUPER AUDITS		385.00		0.00 CR
30/06/2023	Closing Balance				0.00
Bank Fees - Cash At Bank					
Macquarie Bank					
01/07/2022	Opening Balance				0.00
06/07/2022	ACCOUNT KEEPING FEE			27.13	27.13 CR
06/07/2022	ACCOUNT KEEPING FEE		27.13		0.00 CR
04/08/2022	ACCOUNT KEEPING FEE			28.03	28.03 CR
04/08/2022	ACCOUNT KEEPING FEE		28.03		0.00 CR
05/09/2022	ACCOUNT KEEPING FEE			28.03	28.03 CR
05/09/2022	ACCOUNT KEEPING FEE		28.03		0.00 CR
05/10/2022	ACCOUNT KEEPING FEE			27.13	27.13 CR
05/10/2022	ACCOUNT KEEPING FEE		27.13		0.00 CR
03/11/2022	ACCOUNT KEEPING FEE			28.03	28.03 CR
03/11/2022	ACCOUNT KEEPING FEE		28.03		0.00 CR
05/12/2022	ACCOUNT KEEPING FEE			27.13	27.13 CR
05/12/2022	ACCOUNT KEEPING FEE		27.13		0.00 CR
05/01/2023	ACCOUNT KEEPING FEE			28.03	28.03 CR
05/01/2023	ACCOUNT KEEPING FEE		28.03		0.00 CR
03/02/2023	ACCOUNT KEEPING FEE			28.03	28.03 CR
03/02/2023	ACCOUNT KEEPING FEE		28.03		0.00 CR
03/03/2023	ACCOUNT KEEPING FEE			25.31	25.31 CR
03/03/2023	ACCOUNT KEEPING FEE		25.31		0.00 CR
05/04/2023	ACCOUNT KEEPING FEE			28.03	28.03 CR
05/04/2023	ACCOUNT KEEPING FEE		28.03		0.00 CR
03/05/2023	ACCOUNT KEEPING FEE			27.13	27.13 CR
03/05/2023	ACCOUNT KEEPING FEE		27.13		0.00 CR
05/06/2023	ACCOUNT KEEPING FEE			28.03	28.03 CR
05/06/2023	ACCOUNT KEEPING FEE		28.03		0.00 CR
30/06/2023	Closing Balance				0.00
Fund Administration Fee					
01/07/2022	Opening Balance				0.00
09/12/2022	TRANSACT FUNDS TFR TO ROACH AND BRUCE CO			6,930.00	6,930.00 CR
09/12/2022	TRANSACT FUNDS TFR TO ROACH AND BRUCE CO		6,930.00		0.00 CR
30/06/2023	Closing Balance				0.00
Regulatory Fees					
01/07/2022	Opening Balance				0.00
18/10/2022	BPAY TO ASIC			59.00	59.00 CR
18/10/2022	BPAY TO ASIC		59.00		0.00 CR
30/06/2023	Closing Balance				0.00

Prolific Superannuation Fund
General Ledger Account Movement
For the period from 1 July 2022 to 30 June 2023

Date	Description	Quantity	Debits	Credits	Balance
Liabilities					
SMSF Supervisory Levy					
01/07/2022	Opening Balance				259.00 CR
11/11/2022	SMSF Supervisory Levy		259.00		0.00 CR
30/06/2023	SMSF Supervisory Levy			259.00	259.00 CR
30/06/2023	Closing Balance				259.00 CR
Member Payments					
Pensions Paid - Mr Harold Seeto					
Account Based Pension 01.07.12					
01/07/2022	Opening Balance				0.00
18/10/2022	Pension Drawdown - Net			3,310.00	3,310.00 CR
18/10/2022	Pension Drawdown - Paid		3,310.00		0.00 CR
30/06/2023	Closing Balance				0.00
Account Based Pension 01.07.13					
01/07/2022	Opening Balance				0.00
18/10/2022	Pension Drawdown - Net			3,820.00	3,820.00 CR
18/10/2022	Pension Drawdown - Paid		3,820.00		0.00 CR
30/06/2023	Closing Balance				0.00
Account Based Pension 01.07.14					
01/07/2022	Opening Balance				0.00
18/10/2022	Pension Drawdown - Net			4,280.00	4,280.00 CR
18/10/2022	Pension Drawdown - Paid		4,280.00		0.00 CR
30/06/2023	Closing Balance				0.00
Account Based Pension 01.07.15					
01/07/2022	Opening Balance				0.00
18/10/2022	Pension Drawdown - Net			4,720.00	4,720.00 CR
18/10/2022	Pension Drawdown - Paid		4,720.00		0.00 CR
30/06/2023	Closing Balance				0.00
Account Based Pension 01.07.16					
01/07/2022	Opening Balance				0.00
18/10/2022	Pension Drawdown - Net			4,760.00	4,760.00 CR
18/10/2022	Pension Drawdown - Paid		4,760.00		0.00 CR
30/06/2023	Closing Balance				0.00
Account Based Pension 17.11.10					
01/07/2022	Opening Balance				0.00
18/10/2022	Pension Drawdown - Net			23,380.00	23,380.00 CR
18/10/2022	Pension Drawdown - Paid		23,380.00		0.00 CR
30/06/2023	Closing Balance				0.00
Pensions Paid - Mrs Dorothy Seeto					
Account Based Pension 01.07.12					
01/07/2022	Opening Balance				0.00
18/10/2022	Pension Drawdown - Net			3,940.00	3,940.00 CR
18/10/2022	Pension Drawdown - Paid		3,940.00		0.00 CR
30/06/2023	Closing Balance				0.00
Account Based Pension 01.07.13					
01/07/2022	Opening Balance				0.00
18/10/2022	Pension Drawdown - Net			4,560.00	4,560.00 CR
18/10/2022	Pension Drawdown - Paid		4,560.00		0.00 CR
30/06/2023	Closing Balance				0.00

Prolific Superannuation Fund
General Ledger Account Movement
For the period from 1 July 2022 to 30 June 2023

Date	Description	Quantity	Debits	Credits	Balance
Liabilities					
Account Based Pension 01.07.14					
01/07/2022	Opening Balance				0.00
18/10/2022	Pension Drawdown - Net			5,110.00	5,110.00 CR
18/10/2022	Pension Drawdown - Paid		5,110.00		0.00 CR
30/06/2023	Closing Balance				0.00
Account Based Pension 01.07.15					
01/07/2022	Opening Balance				0.00
18/10/2022	Pension Drawdown - Net			5,630.00	5,630.00 CR
18/10/2022	Pension Drawdown - Paid		5,630.00		0.00 CR
30/06/2023	Closing Balance				0.00
Account Based Pension 01.07.16					
01/07/2022	Opening Balance				0.00
18/10/2022	Pension Drawdown - Net			5,500.00	5,500.00 CR
18/10/2022	Pension Drawdown - Paid		5,500.00		0.00 CR
30/06/2023	Closing Balance				0.00
Account Based Pension 17.11.10					
01/07/2022	Opening Balance				0.00
18/10/2022	Pension Drawdown - Net			28,010.00	28,010.00 CR
18/10/2022	Pension Drawdown - Paid		28,010.00		0.00 CR
30/06/2023	Closing Balance				0.00
Income Tax Suspense					
01/07/2022	Opening Balance				0.00
11/11/2022	ATO ATO002000017642207			37,785.70	37,785.70 CR
11/11/2022	ATO ATO002000017642207		37,785.70		0.00 CR
30/06/2023	Closing Balance				0.00
Fund Suspense					
Macquarie Bank					
01/07/2022	Opening Balance				0.00
04/07/2022	MQG FNL DIV 001277438816			6,583.50	6,583.50 CR
04/07/2022	MQG FNL DIV 001277438816		6,583.50		0.00 CR
06/07/2022	ACCOUNT KEEPING FEE			27.13	27.13 CR
06/07/2022	ACCOUNT KEEPING FEE		27.13		0.00 CR
26/07/2022	CNT22384944 SELL 99000 HDN			134,574.71	134,574.71 CR
26/07/2022	CNT22384944 SELL 99000 HDN		134,574.71		0.00 CR
26/07/2022	CNT22386253 BUY 3325 ELD			38,185.96	38,185.96 CR
26/07/2022	CNT22386253 BUY 3325 ELD		38,185.96		0.00 CR
26/07/2022	CNT22387738 BUY 1453 WDS			45,131.52	45,131.52 CR
26/07/2022	CNT22387738 BUY 1453 WDS		45,131.52		0.00 CR
26/07/2022	CNT22387744 BUY 1150 BHP			42,521.94	42,521.94 CR
26/07/2022	CNT22387744 BUY 1150 BHP		42,521.94		0.00 CR
26/07/2022	CNT22387919 SELL 1920 CPU			50,238.76	50,238.76 CR
26/07/2022	CNT22387919 SELL 1920 CPU		50,238.76		0.00 CR
27/07/2022	CNT22392641 BUY 750 WES			35,442.50	35,442.50 CR
27/07/2022	CNT22392641 BUY 750 WES		35,442.50		0.00 CR
27/07/2022	CNT22392865 SELL 500 CPU			12,818.37	12,818.37 CR
27/07/2022	CNT22392865 SELL 500 CPU		12,818.37		0.00 CR
28/07/2022	CNT22393530 BUY 250 WES			11,693.19	11,693.19 CR
28/07/2022	CNT22393530 BUY 250 WES		11,693.19		0.00 CR
28/07/2022	CNT22394269 SELL 1500 CPU			38,251.80	38,251.80 CR
28/07/2022	CNT22394269 SELL 1500 CPU		38,251.80		0.00 CR
28/07/2022	CNT22394309 BUY 2000 REH			29,106.16	29,106.16 CR
28/07/2022	CNT22394309 BUY 2000 REH		29,106.16		0.00 CR
29/07/2022	INTEREST PAID			18.13	18.13 CR
29/07/2022	INTEREST PAID		18.13		0.00 CR
02/08/2022	DOROTHY SEETO contribution			27,500.00	27,500.00 CR
02/08/2022	DOROTHY SEETO contribution		27,500.00		0.00 CR

Prolific Superannuation Fund
General Ledger Account Movement
For the period from 1 July 2022 to 30 June 2023

Date	Description	Quantity	Debits	Credits	Balance
Liabilities					
04/08/2022	ACCOUNT KEEPING FEE			28.03	28.03 CR
04/08/2022	ACCOUNT KEEPING FEE		28.03		0.00 CR
04/08/2022	TSF TO SAVINGS AC			100,000.00	100,000.00 CR
04/08/2022	TSF TO SAVINGS AC		100,000.00		0.00 CR
22/08/2022	HDN DST 001280279878			2,098.80	2,098.80 CR
22/08/2022	HDN DST 001280279878		2,098.80		0.00 CR
31/08/2022	CHC DST 001281282720			1,023.50	1,023.50 CR
31/08/2022	CHC DST 001281282720		460.00		563.50 CR
31/08/2022	CHC DST 001281282720		563.50		0.00 CR
31/08/2022	INTEREST PAID			15.76	15.76 CR
31/08/2022	INTEREST PAID		15.76		0.00 CR
05/09/2022	ACCOUNT KEEPING FEE			28.03	28.03 CR
05/09/2022	ACCOUNT KEEPING FEE		28.03		0.00 CR
21/09/2022	RIO TINTO LTD AUI22/00166710			3,641.31	3,641.31 CR
21/09/2022	RIO TINTO LTD AUI22/00166710		3,641.31		0.00 CR
21/09/2022	SONIC HEALTHCARE FIN22/00840756			1,830.00	1,830.00 CR
21/09/2022	SONIC HEALTHCARE FIN22/00840756		1,830.00		0.00 CR
23/09/2022	BHP GROUP DIV AF386/00414659			19,138.79	19,138.79 CR
23/09/2022	BHP GROUP DIV AF386/00414659		19,138.79		0.00 CR
23/09/2022	IRESS LIMITED SEP22/00804601			840.00	840.00 CR
23/09/2022	IRESS LIMITED SEP22/00804601		840.00		0.00 CR
23/09/2022	MINERAL RESOURCE SEP22/00812777			2,800.00	2,800.00 CR
23/09/2022	MINERAL RESOURCE SEP22/00812777		2,800.00		0.00 CR
29/09/2022	CBA FNL DIV 001280823913			14,700.00	14,700.00 CR
29/09/2022	CBA FNL DIV 001280823913		14,700.00		0.00 CR
29/09/2022	FMG DIVIDEND 001283943758			10,285.00	10,285.00 CR
29/09/2022	FMG DIVIDEND 001283943758		10,285.00		0.00 CR
30/09/2022	INTEREST PAID			27.78	27.78 CR
30/09/2022	INTEREST PAID		27.78		0.00 CR
03/10/2022	ATLAS ARTERIA OCT22/00814058			5,600.00	5,600.00 CR
03/10/2022	ATLAS ARTERIA OCT22/00814058		5,600.00		0.00 CR
05/10/2022	ACCOUNT KEEPING FEE			27.13	27.13 CR
05/10/2022	ACCOUNT KEEPING FEE		27.13		0.00 CR
05/10/2022	CSL LTD DIVIDEND AUF22/01010970			5,274.92	5,274.92 CR
05/10/2022	CSL LTD DIVIDEND AUF22/01010970		5,274.92		0.00 CR
06/10/2022	WESFARMERS LTD FIN22/01056365			5,800.00	5,800.00 CR
06/10/2022	WESFARMERS LTD FIN22/01056365		5,800.00		0.00 CR
06/10/2022	WOODSIDE INT22/00883750			4,158.78	4,158.78 CR
06/10/2022	WOODSIDE INT22/00883750		4,158.78		0.00 CR
14/10/2022	HUB FNL DIV 001284581081			750.00	750.00 CR
14/10/2022	HUB FNL DIV 001284581081		750.00		0.00 CR
17/10/2022	TRANSACT FUNDS TFR TO VERUS ACTUARIES PT			110.00	110.00 CR
17/10/2022	TRANSACT FUNDS TFR TO VERUS ACTUARIES PT		110.00		0.00 CR
18/10/2022	BPAY TO ASIC			59.00	59.00 CR
18/10/2022	BPAY TO ASIC		59.00		0.00 CR
18/10/2022	QUBE DIVIDEND 22OCT/00812866			4,000.00	4,000.00 CR
18/10/2022	QUBE DIVIDEND 22OCT/00812866		4,000.00		0.00 CR
18/10/2022	TRANSACT FUNDS TFR TO MR H SEETO AND MRS			44,270.00	44,270.00 CR
18/10/2022	TRANSACT FUNDS TFR TO MR H SEETO AND MRS			52,750.00	97,020.00 CR
18/10/2022	TRANSACT FUNDS TFR TO MR H SEETO AND MRS		44,270.00		52,750.00 CR
18/10/2022	TRANSACT FUNDS TFR TO MR H SEETO AND MRS		52,750.00		0.00 CR
18/10/2022	TSF FROM SAVINGS			20,000.00	20,000.00 CR
18/10/2022	TSF FROM SAVINGS		20,000.00		0.00 CR
26/10/2022	REECE AUST LTD OCT22/00803302			600.00	600.00 CR
26/10/2022	REECE AUST LTD OCT22/00803302		600.00		0.00 CR
31/10/2022	INTEREST PAID			74.51	74.51 CR
31/10/2022	INTEREST PAID		74.51		0.00 CR
03/11/2022	ACCOUNT KEEPING FEE			28.03	28.03 CR
03/11/2022	ACCOUNT KEEPING FEE		28.03		0.00 CR

Prolific Superannuation Fund
General Ledger Account Movement
For the period from 1 July 2022 to 30 June 2023

Date	Description	Quantity	Debits	Credits	Balance
Liabilities					
11/11/2022	ATO ATO002000017642207			259.00	259.00 CR
11/11/2022	ATO ATO002000017642207			37,526.70	37,785.70 CR
11/11/2022	ATO ATO002000017642207		37,785.70		0.00 CR
11/11/2022	TRANSACT FUNDS TFR TO SUPER AUDITS			385.00	385.00 CR
11/11/2022	TRANSACT FUNDS TFR TO SUPER AUDITS		385.00		0.00 CR
28/11/2022	ATO ATO41197273614I001			1,278.00	1,278.00 CR
28/11/2022	ATO ATO41197273614I001		1,278.00		0.00 CR
30/11/2022	INTEREST PAID			67.29	67.29 CR
30/11/2022	INTEREST PAID		67.29		0.00 CR
05/12/2022	ACCOUNT KEEPING FEE			27.13	27.13 CR
05/12/2022	ACCOUNT KEEPING FEE		27.13		0.00 CR
09/12/2022	TRANSACT FUNDS TFR TO ROACH AND BRUCE CO			770.00	770.00 CR
09/12/2022	TRANSACT FUNDS TFR TO ROACH AND BRUCE CO			6,930.00	7,700.00 CR
09/12/2022	TRANSACT FUNDS TFR TO ROACH AND BRUCE CO		7,700.00		0.00 CR
12/12/2022	SOL DIV PAYMENT DEC22/00829929			3,190.00	3,190.00 CR
12/12/2022	SOL DIV PAYMENT DEC22/00829929		3,190.00		0.00 CR
13/12/2022	MQG ITM DIV 001285934127			5,643.00	5,643.00 CR
13/12/2022	MQG ITM DIV 001285934127		5,643.00		0.00 CR
16/12/2022	ELDERS LIMITED S00060842302			2,331.00	2,331.00 CR
16/12/2022	ELDERS LIMITED S00060842302		2,331.00		0.00 CR
30/12/2022	INTEREST PAID			100.93	100.93 CR
30/12/2022	INTEREST PAID		100.93		0.00 CR
05/01/2023	ACCOUNT KEEPING FEE			28.03	28.03 CR
05/01/2023	ACCOUNT KEEPING FEE		28.03		0.00 CR
31/01/2023	INTEREST PAID			118.72	118.72 CR
31/01/2023	INTEREST PAID		118.72		0.00 CR
03/02/2023	ACCOUNT KEEPING FEE			28.03	28.03 CR
03/02/2023	ACCOUNT KEEPING FEE		28.03		0.00 CR
28/02/2023	CHC DST 001289714486			1,042.00	1,042.00 CR
28/02/2023	CHC DST 001289714486		1,042.00		0.00 CR
28/02/2023	INTEREST PAID			105.91	105.91 CR
28/02/2023	INTEREST PAID		105.91		0.00 CR
03/03/2023	ACCOUNT KEEPING FEE			25.31	25.31 CR
03/03/2023	ACCOUNT KEEPING FEE		25.31		0.00 CR
03/03/2023	BPAY TO REVENUE NSW			6,296.50	6,296.50 CR
03/03/2023	BPAY TO REVENUE NSW		6,296.50		0.00 CR
15/03/2023	CNT23223059 SELL 5250 IRE			45,975.05	45,975.05 CR
15/03/2023	CNT23223059 SELL 5250 IRE		45,975.05		0.00 CR
15/03/2023	CNT23223985 BUY 900 WES			44,875.19	44,875.19 CR
15/03/2023	CNT23223985 BUY 900 WES		44,875.19		0.00 CR
16/03/2023	CNT23224566 BUY 300 WES			14,818.25	14,818.25 CR
16/03/2023	CNT23224566 BUY 300 WES		14,818.25		0.00 CR
17/03/2023	IRESS LIMITED MAR23/00804443			1,575.00	1,575.00 CR
17/03/2023	IRESS LIMITED MAR23/00804443		1,575.00		0.00 CR
22/03/2023	SONIC HEALTHCARE INT23/00840274			1,281.00	1,281.00 CR
22/03/2023	SONIC HEALTHCARE INT23/00840274		1,281.00		0.00 CR
28/03/2023	WESFARMERS LTD INT23/01052627			5,104.00	5,104.00 CR
28/03/2023	WESFARMERS LTD INT23/01052627		5,104.00		0.00 CR
29/03/2023	FMG DIVIDEND 001292017426			6,375.00	6,375.00 CR
29/03/2023	FMG DIVIDEND 001292017426		6,375.00		0.00 CR
30/03/2023	BHP GROUP DIV A1387/00406519			10,227.27	10,227.27 CR
30/03/2023	BHP GROUP DIV A1387/00406519		10,227.27		0.00 CR
30/03/2023	CBA DIV 001291331472			14,700.00	14,700.00 CR
30/03/2023	CBA DIV 001291331472		14,700.00		0.00 CR
30/03/2023	MINERAL RESOURCE MAR23/00815244			3,360.00	3,360.00 CR
30/03/2023	MINERAL RESOURCE MAR23/00815244		3,360.00		0.00 CR
31/03/2023	INTEREST PAID			108.49	108.49 CR
31/03/2023	INTEREST PAID		108.49		0.00 CR
03/04/2023	BPAY TO REVENUE NSW			6,296.40	6,296.40 CR

Prolific Superannuation Fund
General Ledger Account Movement
For the period from 1 July 2022 to 30 June 2023

Date	Description	Quantity	Debits	Credits	Balance
Liabilities					
03/04/2023	BPAY TO REVENUE NSW		6,296.40		0.00 CR
05/04/2023	ACCOUNT KEEPING FEE			28.03	28.03 CR
05/04/2023	ACCOUNT KEEPING FEE		28.03		0.00 CR
05/04/2023	CSL LTD DIVIDEND 23AUD/00907643			4,864.37	4,864.37 CR
05/04/2023	CSL LTD DIVIDEND 23AUD/00907643		4,864.37		0.00 CR
05/04/2023	REECE AUST LTD APR23/00803307			320.00	320.00 CR
05/04/2023	REECE AUST LTD APR23/00803307		320.00		0.00 CR
05/04/2023	WOODSIDE FIN22/00901920			5,601.44	5,601.44 CR
05/04/2023	WOODSIDE FIN22/00901920		5,601.44		0.00 CR
06/04/2023	ATLAS ARTERIA APR23/00813770			5,600.00	5,600.00 CR
06/04/2023	ATLAS ARTERIA APR23/00813770		5,600.00		0.00 CR
13/04/2023	QUBE DIVIDEND 23APR/00812250			3,750.00	3,750.00 CR
13/04/2023	QUBE DIVIDEND 23APR/00812250		3,750.00		0.00 CR
18/04/2023	HUB ITM DIV 001295055909			840.00	840.00 CR
18/04/2023	HUB ITM DIV 001295055909		840.00		0.00 CR
20/04/2023	RIO TINTO LTD AUF22/00162846			3,098.39	3,098.39 CR
20/04/2023	RIO TINTO LTD AUF22/00162846		3,098.39		0.00 CR
28/04/2023	INTEREST PAID			184.43	184.43 CR
28/04/2023	INTEREST PAID		184.43		0.00 CR
03/05/2023	ACCOUNT KEEPING FEE			27.13	27.13 CR
03/05/2023	ACCOUNT KEEPING FEE		27.13		0.00 CR
04/05/2023	BPAY TO REVENUE NSW			6,296.40	6,296.40 CR
04/05/2023	BPAY TO REVENUE NSW		6,296.40		0.00 CR
12/05/2023	SOL DIV PAYMENT MAY23/00829160			1,980.00	1,980.00 CR
12/05/2023	SOL DIV PAYMENT MAY23/00829160		1,980.00		0.00 CR
31/05/2023	INTEREST PAID			224.42	224.42 CR
31/05/2023	INTEREST PAID		224.42		0.00 CR
05/06/2023	ACCOUNT KEEPING FEE			28.03	28.03 CR
05/06/2023	ACCOUNT KEEPING FEE		28.03		0.00 CR
08/06/2023	MACQUARIE BANK TERM DEP/AT CALL			256,875.00	256,875.00 CR
08/06/2023	MACQUARIE BANK TERM DEP/AT CALL		6,875.00		250,000.00 CR
08/06/2023	MACQUARIE BANK TERM DEP/AT CALL		250,000.00		0.00 CR
15/06/2023	CNT23564041 BUY 1250 CBAPM			125,794.32	125,794.32 CR
15/06/2023	CNT23564041 BUY 1250 CBAPM		125,794.32		0.00 CR
16/06/2023	CNT23574191 BUY 750 NABPI			75,984.97	75,984.97 CR
16/06/2023	CNT23574191 BUY 750 NABPI		75,984.97		0.00 CR
19/06/2023	CNT23574867 BUY 500 NABPI			50,646.87	50,646.87 CR
19/06/2023	CNT23574867 BUY 500 NABPI		50,646.87		0.00 CR
22/06/2023	ELDERS LIMITED S00060842302			1,914.75	1,914.75 CR
22/06/2023	ELDERS LIMITED S00060842302		1,914.75		0.00 CR
30/06/2023	INTEREST PAID			364.08	364.08 CR
30/06/2023	INTEREST PAID		364.08		0.00 CR
30/06/2023	Closing Balance				0.00
Macquarie Vision Savings Account					
01/07/2022	Opening Balance				0.00
29/07/2022	Interst			83.78	83.78 CR
29/07/2022	Interst		83.78		0.00 CR
04/08/2022	Transfer From cash			100,000.00	100,000.00 CR
04/08/2022	Transfer From cash		100,000.00		0.00 CR
31/08/2022	Intrest			263.11	263.11 CR
31/08/2022	Intrest		263.11		0.00 CR
30/09/2022	Interest			337.20	337.20 CR
30/09/2022	Interest		337.20		0.00 CR
18/10/2022	Transfer to cahs			20,000.00	20,000.00 CR
18/10/2022	Transfer to cahs		20,000.00		0.00 CR
31/10/2022	Interest			407.66	407.66 CR
31/10/2022	Interest		407.66		0.00 CR
30/11/2022	Interst			407.10	407.10 CR
30/11/2022	Interst		407.10		0.00 CR

Prolific Superannuation Fund
General Ledger Account Movement
For the period from 1 July 2022 to 30 June 2023

Date	Description	Quantity	Debits	Credits	Balance
Liabilities					
30/12/2022	Interest			443.10	443.10 CR
30/12/2022	Interest		443.10		0.00 CR
31/01/2023	Interest			492.48	492.48 CR
31/01/2023	Interest		492.48		0.00 CR
28/02/2023	Interest			435.54	435.54 CR
28/02/2023	Interest		435.54		0.00 CR
31/03/2023	Interest			501.24	501.24 CR
31/03/2023	Interest		501.24		0.00 CR
28/04/2023	Interest			469.90	469.90 CR
28/04/2023	Interest		469.90		0.00 CR
31/05/2023	Interest			575.68	575.68 CR
31/05/2023	Interest		575.68		0.00 CR
30/06/2023	Interest			558.40	558.40 CR
30/06/2023	Interest		558.40		0.00 CR
30/06/2023	Closing Balance				0.00
Quodos Bank DIY Super					
01/07/2022	Opening Balance				0.00
31/07/2022	Bonus Interest			584.48	584.48 CR
31/07/2022	Bonus Interest		584.48		0.00 CR
31/07/2022	Interest			176.40	176.40 CR
31/07/2022	Interest		176.40		0.00 CR
24/08/2022	Transfer			38,000.00	38,000.00 CR
24/08/2022	Transfer		38,000.00		0.00 CR
31/08/2022	Bonus Interest			838.31	838.31 CR
31/08/2022	Bonus Interest		838.31		0.00 CR
31/08/2022	Interest			179.55	179.55 CR
31/08/2022	Interest		179.55		0.00 CR
30/09/2022	Bonus Interest			971.49	971.49 CR
30/09/2022	Bonus Interest		971.49		0.00 CR
30/09/2022	Interest			182.15	182.15 CR
30/09/2022	Interest		182.15		0.00 CR
31/10/2022	Bonus Interest			1,318.25	1,318.25 CR
31/10/2022	Bonus Interest		1,318.25		0.00 CR
31/10/2022	Interest			188.57	188.57 CR
31/10/2022	Interest		188.57		0.00 CR
30/11/2022	Bonus Interest			1,419.81	1,419.81 CR
30/11/2022	Bonus Interest		1,419.81		0.00 CR
30/11/2022	Interest			182.91	182.91 CR
30/11/2022	Interest		182.91		0.00 CR
31/12/2022	Bonus Interest			1,595.41	1,595.41 CR
31/12/2022	Bonus Interest		1,595.41		0.00 CR
31/12/2022	Interest			189.49	189.49 CR
31/12/2022	Interest		189.49		0.00 CR
31/01/2023	Bonus Interest			1,710.21	1,710.21 CR
31/01/2023	Bonus Interest		1,710.21		0.00 CR
31/01/2023	Interest			190.03	190.03 CR
31/01/2023	Interest		190.03		0.00 CR
15/02/2023	Assisted Transfer			30,000.00	30,000.00 CR
15/02/2023	Assisted Transfer		30,000.00		0.00 CR
28/02/2023	Bonus Interest			1,613.13	1,613.13 CR
28/02/2023	Bonus Interest		1,613.13		0.00 CR
28/02/2023	Interest			176.17	176.17 CR
28/02/2023	Interest		176.17		0.00 CR
31/03/2023	Bonus Interst			1,984.71	1,984.71 CR
31/03/2023	Bonus Interst		1,984.71		0.00 CR
31/03/2023	Interest			200.04	200.04 CR
31/03/2023	Interest		200.04		0.00 CR
30/04/2023	Bonus Interest			2,025.37	2,025.37 CR
30/04/2023	Bonus Interest		2,025.37		0.00 CR

Prolific Superannuation Fund
General Ledger Account Movement
For the period from 1 July 2022 to 30 June 2023

Date	Description	Quantity	Debits	Credits	Balance
Liabilities					
30/04/2023	Interest			194.22	194.22 CR
30/04/2023	Interest		194.22		0.00 CR
31/05/2023	Bonus Interest			2,164.72	2,164.72 CR
31/05/2023	Bonus Interest		2,164.72		0.00 CR
31/05/2023	Interest			201.35	201.35 CR
31/05/2023	Interest		201.35		0.00 CR
30/06/2023	Bonus Interest			2,220.70	2,220.70 CR
30/06/2023	Bonus Interest		2,220.70		0.00 CR
30/06/2023	Interest			195.53	195.53 CR
30/06/2023	Interest		195.53		0.00 CR
30/06/2023	Closing Balance				0.00

Qudos Bank Savings Account Zero

01/07/2022	Opening Balance				0.00
25/07/2022	Rent			4,479.04	4,479.04 CR
25/07/2022	Rent		4,479.04		0.00 CR
24/08/2022	Transfer			38,000.00	38,000.00 CR
24/08/2022	Transfer		38,000.00		0.00 CR
25/08/2022	Rent			4,683.88	4,683.88 CR
25/08/2022	Rent		4,683.88		0.00 CR
26/09/2022	Rent			4,634.80	4,634.80 CR
26/09/2022	Rent		4,634.80		0.00 CR
25/10/2022	Rent			4,887.32	4,887.32 CR
25/10/2022	Rent		4,887.32		0.00 CR
25/11/2022	Rent			6,294.00	6,294.00 CR
25/11/2022	Rent		6,294.00		0.00 CR
22/12/2022	Rent			3,884.20	3,884.20 CR
22/12/2022	Rent		3,884.20		0.00 CR
25/01/2023	Rent			6,610.10	6,610.10 CR
25/01/2023	Rent		6,610.10		0.00 CR
15/02/2023	Rent			5,724.50	5,724.50 CR
15/02/2023	Rent		5,724.50		0.00 CR
15/02/2023	Transfer			30,000.00	30,000.00 CR
15/02/2023	Transfer		30,000.00		0.00 CR
24/03/2023	Rent			4,048.66	4,048.66 CR
24/03/2023	Rent		4,048.66		0.00 CR
25/05/2023	Rent			1,243.78	1,243.78 CR
25/05/2023	Rent			1,882.21	3,125.99 CR
25/05/2023	Rent		3,125.99		0.00 CR
26/06/2023	Rent			7,483.42	7,483.42 CR
26/06/2023	Rent		7,483.42		0.00 CR
30/06/2023	Closing Balance				0.00

Member Entitlements

Member Entitlement Accounts

Mr Harold Seeto

Account Based Pension 01.07.12

01/07/2022	Opening Balance				132,393.47 CR
18/10/2022	Pension Drawdown - Gross		3,310.00		129,083.47 CR
30/06/2023	Income Taxes Allocated			1,109.25	130,192.72 CR
30/06/2023	Investment Profit or Loss			21,504.64	151,697.36 CR
30/06/2023	Closing Balance				151,697.36 CR

Account Based Pension 01.07.13

01/07/2022	Opening Balance				152,842.15 CR
18/10/2022	Pension Drawdown - Gross		3,820.00		149,022.15 CR
30/06/2023	Income Taxes Allocated			1,280.59	150,302.74 CR
30/06/2023	Investment Profit or Loss			24,826.27	175,129.01 CR
30/06/2023	Closing Balance				175,129.01 CR

Prolific Superannuation Fund
General Ledger Account Movement
For the period from 1 July 2022 to 30 June 2023

Date	Description	Quantity	Debits	Credits	Balance
Member Entitlements					
Account Based Pension 01.07.14					
01/07/2022	Opening Balance				171,374.89 CR
18/10/2022	Pension Drawdown - Gross		4,280.00		167,094.89 CR
30/06/2023	Income Taxes Allocated			1,435.89	168,530.78 CR
30/06/2023	Investment Profit or Loss			27,836.90	196,367.68 CR
30/06/2023	Closing Balance				196,367.68 CR
Account Based Pension 01.07.15					
01/07/2022	Opening Balance				188,663.31 CR
18/10/2022	Pension Drawdown - Gross		4,720.00		183,943.31 CR
30/06/2023	Income Taxes Allocated			1,580.68	185,523.99 CR
30/06/2023	Investment Profit or Loss			30,644.15	216,168.14 CR
30/06/2023	Closing Balance				216,168.14 CR
Account Based Pension 01.07.16					
01/07/2022	Opening Balance				190,356.26 CR
18/10/2022	Pension Drawdown - Gross		4,760.00		185,596.26 CR
30/06/2023	Income Taxes Allocated			1,594.90	187,191.16 CR
30/06/2023	Investment Profit or Loss			30,919.38	218,110.54 CR
30/06/2023	Closing Balance				218,110.54 CR
Account Based Pension 17.11.10					
01/07/2022	Opening Balance				935,288.64 CR
18/10/2022	Pension Drawdown - Gross		23,380.00		911,908.64 CR
30/06/2023	Income Taxes Allocated			7,836.29	919,744.93 CR
30/06/2023	Investment Profit or Loss			151,919.13	1,071,664.06 CR
30/06/2023	Closing Balance				1,071,664.06 CR
Accumulation					
01/07/2022	Opening Balance				1,745,084.97 CR
02/08/2022	Contribution Tax Withheld		4,125.00		1,740,959.97 CR
02/08/2022	DOROTHY SEETO contribution			27,500.00	1,768,459.97 CR
30/06/2023	Income Taxes Allocated			4,186.26	1,772,646.23 CR
30/06/2023	Investment Profit or Loss			292,038.66	2,064,684.89 CR
30/06/2023	Closing Balance				2,064,684.89 CR
Mrs Dorothy Seeto					
Account Based Pension 01.07.12					
01/07/2022	Opening Balance				131,347.77 CR
18/10/2022	Pension Drawdown - Gross		3,940.00		127,407.77 CR
30/06/2023	Income Taxes Allocated			1,096.55	128,504.32 CR
30/06/2023	Investment Profit or Loss			21,258.72	149,763.04 CR
30/06/2023	Closing Balance				149,763.04 CR
Account Based Pension 01.07.13					
01/07/2022	Opening Balance				152,003.18 CR
18/10/2022	Pension Drawdown - Gross		4,560.00		147,443.18 CR
30/06/2023	Income Taxes Allocated			1,269.02	148,712.20 CR
30/06/2023	Investment Profit or Loss			24,601.78	173,313.98 CR
30/06/2023	Closing Balance				173,313.98 CR
Account Based Pension 01.07.14					
01/07/2022	Opening Balance				170,466.80 CR
18/10/2022	Pension Drawdown - Gross		5,110.00		165,356.80 CR
30/06/2023	Income Taxes Allocated			1,423.16	166,779.96 CR
30/06/2023	Investment Profit or Loss			27,590.52	194,370.48 CR
30/06/2023	Closing Balance				194,370.48 CR

Prolific Superannuation Fund
General Ledger Account Movement
For the period from 1 July 2022 to 30 June 2023

Date	Description	Quantity	Debits	Credits	Balance
Member Entitlements					
Account Based Pension 01.07.15					
01/07/2022	Opening Balance				187,794.02 CR
18/10/2022	Pension Drawdown - Gross		5,630.00		182,164.02 CR
30/06/2023	Income Taxes Allocated			1,567.82	183,731.84 CR
30/06/2023	Investment Profit or Loss			30,394.91	214,126.75 CR
30/06/2023	Closing Balance				214,126.75 CR
Account Based Pension 01.07.16					
01/07/2022	Opening Balance				183,486.01 CR
18/10/2022	Pension Drawdown - Gross		5,500.00		177,986.01 CR
30/06/2023	Income Taxes Allocated			1,531.86	179,517.87 CR
30/06/2023	Investment Profit or Loss			29,697.81	209,215.68 CR
30/06/2023	Closing Balance				209,215.68 CR
Account Based Pension 17.11.10					
01/07/2022	Opening Balance				933,702.75 CR
18/10/2022	Pension Drawdown - Gross		28,010.00		905,692.75 CR
30/06/2023	Income Taxes Allocated			7,795.06	913,487.81 CR
30/06/2023	Investment Profit or Loss			151,120.03	1,064,607.84 CR
30/06/2023	Closing Balance				1,064,607.84 CR
Accumulation					
01/07/2022	Opening Balance				1,837,693.11 CR
30/06/2023	Income Taxes Allocated			4,355.17	1,842,048.28 CR
30/06/2023	Investment Profit or Loss			303,823.83	2,145,872.11 CR
30/06/2023	Closing Balance				2,145,872.11 CR

Client name	PROLIFIC SUPERANNUATION FUND	Fin Accounts Prepared by	JEFFREY NG
Client code	PROLIFIC (342)	Date prepared	13-Oct-2023
Year ended	30-Jun-2023	Reviewed by	
SRN/HIN	X0064835416	Date reviewed	
Postcode	2000	Back to Cover	

	WP Ref	Amount	Percentage
CASH AT BANK	E	983,105.94	11.92%
LISTED INVESTMENTS	E1	4,601,360.82	55.81%
UNLISTED INVESTMENTS	E2	-	0.00%
PROPERTY	E3	2,625,000.00	31.84%
RECEIVABLES	E	35,883.80	0.44%
OTHER ASSETS	E	-	0.00%
		\$ 8,245,350.56	100.00%

Total Assets per Balance Sheet

8,245,350.56

Variance (must be nil)

0.00

Prolific Superannuation Fund
Statement of Financial Position
as at 30 June 2023

	Note	2023 \$	2022 \$
Assets			
Investments			
Cash and Cash Equivalents	6A	-	250,000.00
Direct Property	6B	2,625,000.00	2,000,000.00
Shares in Listed Companies	6C	4,547,810.82	3,877,021.18
Stapled Securities	6D	53,550.00	54,150.00
Units In Listed Unit Trusts	6E	-	126,720.00
Other Assets			
Cash At Bank		983,105.94	763,139.17
Receivables		1,085.00	2,662.30
Current Tax Assets		33,937.65	37,785.85
Other Taxes Refundable		861.15	1,277.83
Total Assets		8,245,350.56	7,112,756.33
Liabilities			
Other Creditors and Accruals		259.00	259.00
Total Liabilities		259.00	259.00
Net Assets Available to Pay Benefits		8,245,091.56	7,112,497.33
<i>Represented by:</i>			
Liability for Accrued Benefits	2		
Mr Harold Seeto		4,093,821.68	3,516,003.69
Mrs Dorothy Seeto		4,151,269.88	3,596,493.64
Total Liability for Accrued Benefits		8,245,091.56	7,112,497.33

*The accompanying notes form part of these financial statements.
This report should be read in conjunction with the accompanying compilation report.*

Client name	PROLIFIC SUPERANNUATION FUND	Fin Accounts Prepared by	JEFFREY NG
Client code	PROLIFIC (342)	Date prepared	13-Oct-2023
Year ended	30-Jun-2023	Reviewed by	
SRN/HIN	X0064835416	Date reviewed	
Postcode	2000		Back to Cover

Select a random sample of investments and from the sample selected:

- * Agree name of holding and quantity of shares with Share Registry
- * Obtain market price on balance date and agree market valuation to Broker/AFR
- * Attach our valuation report and reconcile for differences
- * Agree to minutes for proper authorisation
- * Agree to source documents, bank statements and transfer forms
- * Unrealised are properly recorded in financial report
- * Disposals are at market value
- * Investments are at armslength, in accordance with investment strategy and conform with sole purpose
- * Attach all printed registries' confirmation

ASX Code	Company	Units Held	Market Price	Market Valuation
1	CSL CSL LIMITED	3,000	277.380	832,140.00
2	CBA COMMONWEALTH BANK.	7,000	100.270	701,890.00
3	BHP BHP GROUP LIMITED	7,500	44.990	337,425.00
4			-	-
5			-	-
6			-	-
7			-	-
8			-	-
9			-	-
10			-	-

Total 1,871,455.00

Sampling % 40.7%

Reconciliation

Roach & Bruce's Valuation	4,601,360.82	
Less Cash		4,601,360.82
Broker's Valuation	4,877,951.15	
Less Cash	276,589.62	4,601,361.53
Variance		<u><u>(0.71)</u></u>

Variance is explained by:

Item	Description	Account	Amount
1	Rounding	-	0.71
2			
3			
4			
5			
6			
			<u><u>(0.71)</u></u>

Balance should be nil **0.00**

Prolific Superannuation Fund
Investment Summary as at 30 June 2023

Investment	Units	Average Cost Price	Market Price	Accounting Cost	Market Value	Unrealised Accounting Gain/(Loss)	Accounting Gain/(Loss) (%)	Portfolio Weight (%)
<u>Bank</u>								
Macquarie Bank				103,319.03	103,319.03			1.26%
Macquarie Vision Savings Account				173,270.59	173,270.59			2.11%
Qudos Bank DIY Super				682,126.80	682,126.80			8.31%
Qudos Bank Savings Account Zero				24,389.52	24,389.52			0.30%
				983,105.94	983,105.94			11.98%
<u>Listed Securities Market</u>								
Atlas Arteria - Fully Paid Ordinary Stapled Securities (ASX:ALX)	28,000.00000	6.0931	6.2100	170,607.29	173,880.00	3,272.71	1.92%	2.12%
Alliance Aviation Services Limited (ASX:AQZ)	35,000.00000	2.9618	2.8800	103,662.07	100,800.00	(2,862.07)	(2.76)%	1.23%
BHP Group Limited - Fully Paid Ordinary (ASX:BHP)	7,500.00000	23.2658	44.9900	174,493.40	337,425.00	162,931.60	93.37%	4.11%
Commonwealth Bank of Australia. - Ordinary Fully Paid (ASX:CBA)	7,000.00000	38.6445	100.2700	270,511.41	701,890.00	431,378.59	159.47%	8.55%
Commonwealth Bank Of Australia. - Cap Note 3-Bbsw+3.00% Perp Non-Cum Red T-06-30 (ASX:CBAPM)	1,250.00000	100.6054	100.5800	125,756.74	125,725.00	(31.74)	(0.03)%	1.53%
Charter Hall Group - Stapled Securities Us Prohibited (ASX:CHC)	5,000.00000	16.9634	10.7100	84,817.07	53,550.00	(31,267.07)	(36.86)%	0.65%
Csl Limited - Ordinary Fully Paid (ASX:CSL)	3,000.00000	4.5493	277.3800	13,647.76	832,140.00	818,492.24	5,997.26%	10.14%
Elders Limited (ASX:ELD)	8,325.00000	11.7795	6.5800	98,064.11	54,778.50	(43,285.61)	(44.14)%	0.67%
Fortescue Metals Group Ltd (ASX:FMG)	8,500.00000	14.8616	22.1800	126,323.20	188,530.00	62,206.80	49.24%	2.30%
Hub24 Limited (ASX:HUB)	6,000.00000	6.8096	25.4500	40,857.84	152,700.00	111,842.16	273.73%	1.86%
Mineral Resources Limited (ASX:MIN)	2,800.00000	44.9418	71.4300	125,836.98	200,004.00	74,167.02	58.94%	2.44%
Macquarie Group Limited (ASX:MQG)	1,881.00000	116.6612	177.6200	219,439.73	334,103.22	114,663.49	52.25%	4.07%
National Australia Bank Limited - Cap Note 3-Bbsw+3.15% Perp Non-Cum Red T-12-29 (ASX:NABPI)	1,250.00000	101.2752	101.2200	126,594.01	126,525.00	(69.01)	(0.05)%	1.54%
Qube Holdings Limited (ASX:QUB)	100,000.00000	2.8100	2.8500	281,001.33	285,000.00	3,998.67	1.42%	3.47%
Reece Limited (ASX:REH)	4,000.00000	16.1269	18.5700	64,507.42	74,280.00	9,772.58	15.15%	0.90%
Rio Tinto Limited - Ordinary Fully Paid (ASX:RIO)	949.00000	46.3277	114.6900	43,964.99	108,840.81	64,875.82	147.56%	1.33%
Sonic Healthcare Limited - Ordinary Fully Paid (ASX:SHL)	3,050.00000	14.7394	35.5700	44,955.10	108,488.50	63,533.40	141.33%	1.32%
Washington H Soul Pattinson & Company Limited (ASX:SOL)	5,500.00000	20.4788	31.7800	112,633.28	174,790.00	62,156.72	55.19%	2.13%

Prolific Superannuation Fund
Investment Summary as at 30 June 2023

Investment	Units	Average Cost Price	Market Price	Accounting Cost	Market Value	Unrealised Accounting Gain/(Loss)	Accounting Gain/(Loss) (%)	Portfolio Weight (%)
<u>Listed Securities Market</u>								
The Reject Shop Limited (ASX:TRS)	7,250.00000	6.0992	4.5500	44,218.88	32,987.50	(11,231.38)	(25.40)%	0.40%
Woodside Energy Group Ltd (ASX:WDS)	2,600.00000	30.4773	34.4400	79,241.06	89,544.00	10,302.94	13.00%	1.09%
Wesfarmers Limited - Ordinary Fully Paid (ASX:WES)	7,000.00000	41.6374	49.3400	291,461.59	345,380.00	53,918.41	18.50%	4.21%
				2,642,595.26	4,601,361.53	1,958,766.27	74.12%	56.05%
<u>Property Direct Market</u>								
38 Premier Street Neutral Bay	1.00000	1,731,594.0100	2,625,000.0000	1,731,594.01	2,625,000.00	893,405.99	51.59%	31.98%
				1,731,594.01	2,625,000.00	893,405.99	51.59%	31.98%
				5,357,295.21	8,209,467.47	2,852,172.26	53.24%	100.00%

The accounting cost is the original cost base adjusted by any subsequent capital call/improvement or capital return transactions. In many cases, it is not the same as the adjusted or reduced cost base, or the reset cost base resulting from the CGT relief. To view the tax cost base and unrealised gain/(loss) for tax purposes refer to the Unrealised Capital Gains Report or change the report parameter to tax cost base.

Macquarie Trading



Account number: D62099

Account name: PROLIFIC SUPERANNUATION FUND

As at: 30/06/2023

+ Australian Listed Securities						
Code	Description	Units	Market value	Growth	Today's change	% of portfolio
ALX	Atlas Arteria	28,000.00	\$173,880.00	\$3,227.53 1.89%		3.56%
AQZ	Alliance Aviation Services Limited	35,000.00	\$100,800.00	-\$2,919.93 -2.82%		2.07%
BHP	BHP Group Limited	7,500.00	\$337,425.00	\$162,871.05 93.31%		6.92%
CBA	Commonwealth Bank Of Australia	7,000.00	\$701,890.00	\$433,212.57 161.24%		14.39%
CBAPM	CommBank PERLS XVI Capital Notes	1,250.00	\$125,725.00	-\$69.32 -0.06%		2.58%
CHC	Charter Hall Group	5,000.00	\$53,550.00	-\$31,314.41 -36.90%		1.10%
CSL	CSL Limited	3,000.00	\$832,140.00	\$818,492.24 5,997.26%		17.06%
ELD	Elders Limited	8,325.00	\$54,778.50	-\$43,340.36 -44.17%		1.12%
FMG	Fortescue Metals Group Ltd	8,500.00	\$188,530.00	\$62,136.28 49.16%		3.86%
HUB	HUB24 Limited	6,000.00	\$152,700.00	\$111,842.16 273.73%		3.13%
MIN	Mineral Resources Limited	2,800.00	\$200,004.00	\$74,096.78 58.85%		4.10%
MQG	Macquarie Group Limited	1,881.00	\$334,103.22	\$114,602.56 52.21%		6.85%
NABPI	NAB Capital Notes 6	1,250.00	\$126,525.00	-\$106.84 -0.08%		2.59%
QUB	Qube Holdings Limited	100,000.00	\$285,000.00	\$3,907.47 1.39%		5.84%
REH	Reece Limited	4,000.00	\$74,280.00	\$9,733.84 15.08%		1.52%
RIO	Rio Tinto Limited	949.00	\$108,840.81	\$64,875.82 147.56%		2.23%
SHL	Sonic Healthcare Limited	3,050.00	\$108,488.50	\$63,533.40 141.33%		2.22%
SOL	Washington H Soul Pattinson & Co Ltd	5,500.00	\$174,790.00	\$62,137.13 55.16%		3.58%
TRS	The Reject Shop Limited	7,250.00	\$32,987.50	-\$11,256.06 -25.44%		0.68%
WDS	Woodside Energy Group Ltd	2,600.00	\$89,544.00	\$44,412.47 98.41%		1.84%
WES	Wesfarmers Limited	7,000.00	\$345,380.00	\$44,173.49 14.67%		7.08%
Total			\$4,601,361.53	\$1,984,247.87 75.82%	-	94.33%
+ Direct Cash						

Code	Description	Units	Market value	Growth	Today's change	% of portfolio
-	Macquarie Vision Cash Account (000965228109)	-	\$103,319.03	-		2.12%
Total			\$103,319.03	-	-	2.12%
+ Other Assets						
Code	Description	Units	Market value	Growth	Today's change	% of portfolio
-	Macquarie Vision Savings Account	-	\$173,270.59	-		3.55%
Total			\$173,270.59	\$0.00 0.00%	-	3.55%
Portfolio total			\$4,877,951.15	\$1,984,247.87 68.57%		

^This symbol next to each security indicates pending settlement/s exist for this investment which have been incorporated into the current holdings and market value. The cost base has not yet been updated.

Transactions

CSL LIMITED

Recent Transactions

Leesee Pty Ltd X*****5416

ORDINARY FULLY PAID SHARES

Date	Transaction	Movement	Running balance
11/11/2013	CHESS DAILY MOVEMENT UP	+3000	3000

Balance History

Currency Australian Dollar ▼

◀ View: CBA, X*****5416 (LEESEE PTY LTD <PROLIFIC SUPER FUND A/C>)

Balance as at date (dd/mm/yyyy) 30/06/2023 

Displaying Balance History as at **30 Jun 2023**

HIN/SRN EMP ID	Security Code	Closing Price (AUD)	Total Balance	Tradeable Balance	Total Value (AUD)
X*****5416	CBA	100.27	7,000	7,000	701,890.00
X*****5416	CBAPA	200.21	0	0	0.00
X*****5416	CBAPD	100.20	0	0	0.00
X*****5416	CBAPM	100.58	1,250	1,250	125,725.00

Viewing 1 - 4 of 4

Total Value: \$ 827,615.00

All material copyright © 2023 Link Market Services Limited

Ask us now ^

Chat
Feedback

Transactions

BHP GROUP LIMITED

Recent Transactions

Leesee Pty Ltd X*****5416

ORDINARY FULLY PAID SHARES

Date	Transaction	Movement	Running balance
26/07/2022	CHESS DAILY MOVEMENT UP	+1150	7500
18/10/2021	CHESS DAILY MOVEMENT UP	+1000	6350
14/10/2021	CHESS DAILY MOVEMENT UP	+723	5350
13/10/2016	CHESS DAILY MOVEMENT DOWN	-872	4627
16/01/2015	CHESS DAILY MOVEMENT DOWN	-1841	5499
11/11/2013	CHESS DAILY MOVEMENT UP	+7340	7340

Client name	PROLIFIC SUPERANNUATION FUND	Fin Accounts Prepared by	JEFFREY NG
Client code	PROLIFIC (342)	Date prepared	13-Oct-2023
Year ended	30-Jun-2023	Reviewed by	
SRN/HIN	X0064835416	Date reviewed	
Postcode	2000	Back to Cover	

For land and buildings:

- * Complete a title search (at least once every three year)
- * Ensure property is valued at market value at year end - obtain independent valuation or signed trustee's declaration
- * Check valuation with market (from sources such as www.domain.com.au or www.realestate.com.au)
- * Obtain a source document to support that ownership by the super fund:
 - Rental Statement
 - Rates Notice
 - Any other relevant document to support existence

[Link to land title search website](#)

Address 38 Premier Street
Neutral Bay 2089 NSW

Book Value Cost base plus incidentals such as stamp duty, legal fees etc 1,731,591.01

Valuer Name or At Cost 2,625,000.00

Company John Smith Real Estate (Bondi Junction)

Valuation Date 30/06/2016

Was the property revalued during the financial year? Yes

Valuation History

No.	Description	Date	Amount
1	Stone Real Estate	12/10/2023	2,625,000.00
2	Raine & Horne	23/09/2021	2,000,000.00
3			
4			
5			
6			
7			
8			
9			

Note:



Thursday, 12 October 2023

Leesee Pty Ltd – ATF Prolific Super Fund

RE: 38 PREMIER STREET NEUTRAL BAY

We hereby confirm our opinion that, should the property be offered for sale in the current market, a sale price in the vicinity of \$2,500,000 - \$2,750,000 should be achievable.

Should you require any additional information please do not hesitate to contact the writer.

Yours sincerely

STONE REAL ESTATE CROWS NEST

A handwritten signature in blue ink, appearing to read "Hugh Macfarlan".

Hugh Macfarlan

Principal

Licensed Real Estate Agent

* It should be noted that the above is an opinion only to the potential sale price of 38 Premier Street Neutral Bay and should not be construed as a valuation. The opinion is given on the basis that it will not be relied upon for any purpose, and the licensee accepts no responsibility for the opinion expressed.



SMSF AUDIT WORKPAPERS - Cash, Receivables and Other Assets

F

Client name	PROLIFIC SUPERANNUATION FUND	Fin Accounts Prepared by	JEFFREY NG
Client code	PROLIFIC (342)	Date prepared	13-Oct-2023
Year ended	30-Jun-2023	Reviewed by	
SRN/HIN	X0064835416	Date reviewed	
Postcode	2000	Back to Cover	

1 Have all appropriate Class Super data feeds (bank and investment) been setup properly?

Yes

Additional Notes:

2 For Class Super bank data feed clients, was there a change of bank accounts during the year? No
If yes, please ensure authority forms are completed for the new accounts.

No

Bank audit confirmations are not necessary for those on Class Super. Ensure data feed agrees with ledger balance. For those not on Class Super data feeds, a bank confirmation is necessary if risks are high.

Debit Balance - considered circumstances that caused bank account to be in debit, and was satisfied that no further action was required.

Bank and Term Deposit Accounts

AC No.	Description	GL Account No	Amount
1	Macquarie Bank		103,319.03
2	Macquarie Vision Savings		173,270.59
3	Qudos DIY Super		682,126.80
4	Qudos Savings Account		24,389.52
5			
6			
7			
8			
9			
10			

Total Cash 983,105.94

Client name	PROLIFIC SUPERANNUATION FUND	Fin Accounts Prepared by	JEFFREY NG
Client code	PROLIFIC (342)	Date prepared	13-Oct-2023
Year ended	30-Jun-2023	Reviewed by	
SRN/HIN	X0064835416	Date reviewed	
Postcode	2000	Back to Cover	

Receivables

- 3 Reviewed deposits after balance date and confirmed that there were receivables (from dividends, trust distributions, income tax refund) and were recorded properly in the accounts at year end.
- 4 Reviewed bank statements and there were no transactions with related parties by the super fund.

Yes
Yes

If yes, details of receivables

Item	Description	GL Account No	Amount
1	Distributions Receivable		1,085.00
2	Current Tax Assets		33,937.65
3	GST Refund		861.15
4			
5			
Total Receivables			35,883.80

Other Assets

- 5 - 7 Reviewed trustee minutes and investments report and confirmed that there were no other investments held apart from publicly listed shares, unlisted shares, managed funds and properties.

Yes

If yes, details of other assets

Item	Description	GL Account No	Amount
1			
2			
Total Other Assets			-

General

- 8 Where appropriate, additions and disposals were supported with external source documents. Reviewed minutes and bank statements and there were no other investments made.
- 9 Reviewed and no external source documentation required since there were no other investments.
- 10 Reviewed and no valuation required since there were no other investments.
- 11 Reviewed and there were no investments in other assets (arms length).
- 12 Reviewed and since there were no investments in other assets, therefore, no disposals.
- 13 Reviewed since there were no investment in other assets. This is consistent with the fund's investment strategy.

BSB Account Account
 Number Number Name
 182-512 000965228109 Leese Pty
 Ltd Atf Prolific
 Superannuation
 Fund



Vision Cash Transaction Listing

From 04 Jul 2022 to 30 Jun 2023

Date	Category	Details	Debit (\$)	Credit (\$)	Balance (\$)
Jun 2023					
Jun 30	Interest	Interest Paid		\$364.08	\$103,319.03
Jun 22	Dividends & Distributions	Elders Limited S00060842302		\$1,914.75	\$102,954.95
Jun 19	Transfers	Cnt23574867 Buy 500 Nabpi Receipt number: 0931732092	\$50,646.87		\$101,040.20
Jun 16	Transfers	Cnt23574191 Buy 750 Nabpi Receipt number: 0931441010	\$75,984.97		\$151,687.07
Jun 15	Transfers	Cnt23564041 Buy 1250 Cbapm Receipt number: 0931003714	\$125,794.32		\$227,672.04
Jun 08	Transfers	Macquarie Bank Term Dep/at Call		\$256,875.00	\$353,466.36
Jun 05	Transfers	Account Keeping Fee Receipt number: 0928558016	\$28.03		\$96,591.36
May 2023					
May 31	Interest	Interest Paid		\$224.42	\$96,619.39
May					

12	Dividends & Distributions	Sol Div Payment May23/00829160		\$1,980.00	\$96,394.97
May 04	Uncategorised	Bpay To Revenue Nsw Land Tax 3rd instalment Reference: MBL20230504228157406 CRN: 1764095707	\$6,296.40		\$94,414.97
May 03	Transfers	Account Keeping Fee Receipt number: 0921344371	\$27.13		\$100,711.37
Apr 2023					
Apr 28	Interest	Interest Paid		\$184.43	\$100,738.50
Apr 20	Dividends & Distributions	Rio Tinto Ltd Auf22/00162846		\$3,098.39	\$100,554.07
Apr 18	Dividends & Distributions	Hub Itm Div 001295055909		\$840.00	\$97,455.68
Apr 13	Dividends & Distributions	Qube Dividend 23apr/00812250		\$3,750.00	\$96,615.68
Apr 06	Dividends & Distributions	Atlas Arteria Apr23/00813770		\$5,600.00	\$92,865.68
Apr 05	Transfers	Account Keeping Fee Receipt number: 0912333561	\$28.03		\$87,265.68
Apr 05	Dividends & Distributions	Woodside Fin22/00901920		\$5,601.44	\$87,293.71
Apr 05	Dividends & Distributions	Csl Ltd Dividend 23aud/00907643		\$4,864.37	\$81,692.27
Apr 05	Dividends & Distributions	Reece Aust Ltd Apr23/00803307		\$320.00	\$76,827.90
Apr 03	Uncategorised	Bpay To Revenue Nsw Land Tax 2nd Instalment #tax Reference: MBL20230403227392754 CRN: 1758303315	\$6,296.40		\$76,507.90
Mar 2023					
Mar	Interest	Interest Paid		\$108.49	\$82,804.30

31

Mar 30	Dividends & Distributions	Mineral Resource Mar23/00815244		\$3,360.00	\$82,695.81
Mar 30	Dividends & Distributions	Bhp Group Div Ai387/00406519		\$10,227.27	\$79,335.81
Mar 30	Dividends & Distributions	Cba Div 001291331472		\$14,700.00	\$69,108.54
Mar 29	Dividends & Distributions	Fmg Dividend 001292017426		\$6,375.00	\$54,408.54
Mar 28	Dividends & Distributions	Wesfarmers Ltd Int23/01052627		\$5,104.00	\$48,033.54
Mar 22	Dividends & Distributions	Sonic Healthcare Int23/00840274		\$1,281.00	\$42,929.54
Mar 17	Dividends & Distributions	Iress Limited Mar23/00804443		\$1,575.00	\$41,648.54
Mar 16	Transfers	Cnt23224566 Buy 300 Wes Receipt number: 0906193898	\$14,818.25		\$40,073.54
Mar 15	Transfers	Cnt23223985 Buy 900 Wes Receipt number: 0905961915	\$44,875.19		\$54,891.79
Mar 15	Transfers	Cnt23223059 Sell 5250 Ire		\$45,975.05	\$99,766.98
Mar 03	Property Taxes	Bpay To Revenue Nsw Land Tax 1st instalment Reference: MBL20230303226735085 CRN: 1758303315	\$6,296.50		\$53,791.93
Mar 03	Transfers	Account Keeping Fee Receipt number: 0903347513	\$25.31		\$60,088.43
Feb 2023					
Feb 28	Dividends & Distributions	Chc Dst 001289714486		\$1,042.00	\$60,113.74
Feb 28	Interest	Interest Paid		\$105.91	\$59,071.74

Feb 03	Transfers	Account Keeping Fee Receipt number: 0896408193	\$28.03	\$58,965.83
Jan 2023				
Jan 31	Interest	Interest Paid	\$118.72	\$58,993.86
Jan 05	Transfers	Account Keeping Fee Receipt number: 0887611944	\$28.03	\$58,875.14
Dec 2022				
Dec 30 2022	Interest	Interest Paid	\$100.93	\$58,903.17
Dec 16 2022	Dividends & Distributions	Elders Limited S00060842302	\$2,331.00	\$58,802.24
Dec 13 2022	Dividends & Distributions	Mqg ltm Div 001285934127	\$5,643.00	\$56,471.24
Dec 12 2022	Dividends & Distributions	Sol Div Payment Dec22/00829929	\$3,190.00	\$50,828.24
Dec 09 2022	Transfers	Transact Funds Tfr To Roach And Bruce Co 2022 accounting fees Receipt number: 49658887 BSB: 032-024 Account number: 229586 Payment description: Roach Inv 7087	\$7,700.00	\$47,638.24
Dec 05 2022	Transfers	Account Keeping Fee Receipt number: 0880294177	\$27.13	\$55,338.24
Nov 2022				
Nov 30 2022	Interest	Interest Paid	\$67.29	\$55,365.37
Nov 28	Transfers	Ato Ato41197273614i001	\$1,278.00	\$55,298.08

2022

Nov 11 2022	Transfers	Transact Funds Tfr To Super Audits 2022 Audit invoice Receipt number: 49313381 BSB: 015-056 Account number: 387392386 Payment description: Prolific SF 2022	\$385.00	\$54,020.08
Nov 11 2022	Transfers	Ato Ato002000017642207	\$37,526.70	\$54,405.08
Nov 03 2022	Transfers	Account Keeping Fee Receipt number: 0873431634	\$28.03	\$16,878.38
Oct 2022				
Oct 31 2022	Interest	Interest Paid	\$74.51	\$16,906.41
Oct 26 2022	Dividends & Distributions	Reece Aust Ltd Oct22/00803302	\$600.00	\$16,831.90
Oct 18 2022	Uncategorised	Bpay To Asic ASIC Annual fee Reference: MBL20221018223465527 CRN: 2291662965196	\$59.00	\$16,231.90
Oct 18 2022	Transfers	Transact Funds Tfr To Mr H Seeto And Mrs 2023 Minimum pension - Harold Receipt number: 49020540 BSB: 732-090 Account number: 614703 Payment description: 2023 Pension HS	\$44,270.00	\$16,290.90
Oct 18 2022	Transfers	Transact Funds Tfr To Mr H Seeto And Mrs 2023 Minimum pension - Dorothy Receipt number: 49020472	\$52,750.00	\$60,560.90

BSB: 732-090 | Account
number: 614703
Payment description:
2023 Pension DS

Oct 18 2022	Dividends & Distributions	Qube Dividend 22oct/00812866		\$4,000.00	\$113,310.90
Oct 18 2022	Transfers	Tsf From Savings		\$20,000.00	\$109,310.90
Oct 17 2022	Transfers	Transact Funds Tfr To Verus Actuaries Pt 2022 Actuarial invoice Receipt number: 49005127 BSB: 012-263 Account number: 286181627 Payment description: Prolific SF 2022	\$110.00		\$89,310.90
Oct 14 2022	Dividends & Distributions	Hub Fnl Div 001284581081		\$750.00	\$89,420.90
Oct 06 2022	Dividends & Distributions	Woodside Int22/00883750		\$4,158.78	\$88,670.90
Oct 06 2022	Dividends & Distributions	Wesfarmers Ltd Fin22/01056365		\$5,800.00	\$84,512.12
Oct 05 2022	Transfers	Account Keeping Fee Receipt number: 0864595702	\$27.13		\$78,712.12
Oct 05 2022	Dividends & Distributions	Csl Ltd Dividend Auf22/01010970		\$5,274.92	\$78,739.25
Oct 03 2022	Dividends & Distributions	Atlas Arteria Oct22/00814058		\$5,600.00	\$73,464.33
Sep 2022					
Sep 30 2022	Interest	Interest Paid		\$27.78	\$67,864.33

Sep

29 2022	Dividends & Distributions	Fmg Dividend 001283943758		\$10,285.00	\$67,836.55
Sep 29 2022	Dividends & Distributions	Cba Fnl Div 001280823913		\$14,700.00	\$57,551.55
Sep 23 2022	Dividends & Distributions	Mineral Resource Sep22/00812777		\$2,800.00	\$42,851.55
Sep 23 2022	Dividends & Distributions	Bhp Group Div Af386/00414659		\$19,138.79	\$40,051.55
Sep 23 2022	Dividends & Distributions	Iress Limited Sep22/00804601		\$840.00	\$20,912.76
Sep 21 2022	Dividends & Distributions	Rio Tinto Ltd Aui22/00166710		\$3,641.31	\$20,072.76
Sep 21 2022	Dividends & Distributions	Sonic Healthcare Fin22/00840756		\$1,830.00	\$16,431.45
Sep 05 2022	Transfers	Account Keeping Fee Receipt number: 0856615118	\$28.03		\$14,601.45
Aug 2022					
Aug 31 2022	Dividends & Distributions	Chc Dst 001281282720		\$1,023.50	\$14,629.48
Aug 31 2022	Interest	Interest Paid		\$15.76	\$13,605.98
Aug 22 2022	Dividends & Distributions	Hdn Dst 001280279878		\$2,098.80	\$13,590.22
Aug 04 2022	Transfers	Tsf To Savings Ac Receipt number: 48177161 BSB: 182-512 Account number: 966344483 Payment description: tsf from cash	\$100,000.00		\$11,491.42

Aug 04 2022	Transfers	Account Keeping Fee Receipt number: 0849597086	\$28.03	\$111,491.42
Aug 02 2022	Super Contributions	Dorothy Seeto Contribution HAROLD SEETO's contr ibution for FY22	\$27,500.00	\$111,519.45
Jul 2022				
Jul 29 2022	Interest	Interest Paid	\$18.13	\$84,019.45
Jul 28 2022	Transfers	Cnt22394309 Buy 2000 Reh Receipt number: 0847562957	\$29,106.16	\$84,001.32
Jul 28 2022	Transfers	Cnt22393530 Buy 250 Wes Receipt number: 0847562949	\$11,693.19	\$113,107.48
Jul 28 2022	Transfers	Cnt22394269 Sell 1500 Cpu	\$38,251.80	\$124,800.67
Jul 27 2022	Transfers	Cnt22392641 Buy 750 Wes Receipt number: 0847231700	\$35,442.50	\$86,548.87
Jul 27 2022	Transfers	Cnt22392865 Sell 500 Cpu	\$12,818.37	\$121,991.37
Jul 26 2022	Transfers	Cnt22387738 Buy 1453 Wds Receipt number: 0847085270	\$45,131.52	\$109,173.00
Jul 26 2022	Transfers	Cnt22387744 Buy 1150 Bhp Receipt number: 0847085266	\$42,521.94	\$154,304.52
Jul 26 2022	Transfers	Cnt22386253 Buy 3325 Eld Receipt number: 0847085260	\$38,185.96	\$196,826.46

Jul 26 2022	Transfers	Cnt22387919 Sell 1920 Cpu		\$50,238.76	\$235,012.42
Jul 26 2022	Transfers	Cnt22384944 Sell 99000 Hdn		\$134,574.71	\$184,773.66
Jul 06 2022	Transfers	Account Keeping Fee Receipt number: 0840052657	\$27.13		\$50,198.95
Jul 04 2022	Dividends & Distributions	Mqg Fnl Div 001277438816		\$6,583.50	\$50,226.08

** This is not a statement. We recommend you review the information on all your transactions to ensure they are accurate **

BSB
182512

Account No.
000966344483

Account Name
LEESEE PTY LTD ATF PROLIFIC SUPERANNUATION
FUND

Dorothy Seeto
SUITE 7, LEVEL 5 66 HUNTER STREET
SYDNEY NSW 2000



Vision Savings Transaction Listing Report

From 1 July 2022 to 30 June 2023

Overview of this transaction listing report

Opening balance	- Total debits	+ Total credits	= Closing balance
\$88,295.40 CR	\$20,000.00	\$104,975.19	\$173,270.59 CR

Vision Savings Transaction Listing Report

Your transactions

Please check each entry on this report. If you think there is an error or unauthorised transaction, please contact us right away.

Date	Description	Debits	Credits	Balance
Jul 2022				
	Opening balance			88,295.40 CR
Jul 29	INTEREST PAID		83.78	88,379.18 CR
Aug 2022				
Aug 4	TSF FROM CASH		100,000.00	188,379.18 CR
Aug 31	INTEREST PAID		263.11	188,642.29 CR
Sep 2022				
Sep 30	INTEREST PAID		337.20	188,979.49 CR
Oct 2022				
Oct 18	TSF TO CASH	20,000.00		168,979.49 CR
Oct 31	INTEREST PAID		407.66	169,387.15 CR
Nov 2022				
Nov 30	INTEREST PAID		407.10	169,794.25 CR
Dec 2022				
Dec 30	INTEREST PAID		443.10	170,237.35 CR
Jan 2023				
Jan 31	INTEREST PAID		492.48	170,729.83 CR
Feb 2023				
Feb 28	INTEREST PAID		435.54	171,165.37 CR
Mar 2023				
Mar 31	INTEREST PAID		501.24	171,666.61 CR
Apr 2023				
Apr 28	INTEREST PAID		469.90	172,136.51 CR
May 2023				
May 31	INTEREST PAID		575.68	172,712.19 CR
Jun 2023				
Jun 30	INTEREST PAID		558.40	173,270.59 CR
	Closing balance			173,270.59 CR

Check we have your latest details

New contact details? Contact us to update them.

End of transaction listing report

Statement of Account

☰ 012250
000
LEESEE PTY LTD ATF PROLIFIC SUPERANNUATION
FUND
5 Anembo Crescent
KILLARA NSW 2071

Customer No.	7188076
Statement No.	158 (Page 1 of 1)
Statement Begins	1 June 2023
Statement Ends	30 June 2023
Bank BSB No.	704-865
Shares	\$0.00

Account Summary

Account Type	Account No.	Account Description	Closing Balance
SAV	02179627	Savings Account Zero	\$24,389.52
SAV	02280254	DIY Super	\$682,126.80

AC Type: **SAV** AC No: **02179627** AC Description: **Savings Account Zero**
AC Owner: LEESEE PTY LTD ATF PROLIFIC SUPERANNUAT

Posting Date	Effective Date	Transaction Details	Debit	Credit	Balance
1 Jun		Opening Balance			\$16,906.10
26 Jun	26 Jun	Direct Credit Hill Macfarlan P - RENT PAYMENT (Interest Earned YTD \$0.00) (Interest Charged YTD \$0.00)		7,483.42	24,389.52
30 Jun		Closing Balance			\$24,389.52

AC Type: **SAV** AC No: **02280254** AC Description: **DIY Super**
AC Owner: LEESEE PTY LTD ATF PROLIFIC SUPERANNUAT

Posting Date	Effective Date	Transaction Details	Debit	Credit	Balance
1 Jun		Opening Balance			\$679,710.57
30 Jun	30 Jun	Bonus Interest 4.1500%.		2,220.70	681,931.27
30 Jun	30 Jun	Interest (Interest Earned YTD \$20,703.00) (Interest Charged YTD \$0.00) Current Credit Rate 0.35%		195.53	682,126.80
30 Jun		Closing Balance			\$682,126.80

Interest year to date; the figure shown in line with this reference is the cumulative total of the interest you have earned or paid since 1st July and is included in the balance.
The last figure shown in each balance column above indicates the closing balance in your account. Please check this statement and contact us immediately if you identify any discrepancies or unauthorised transactions appearing on your account. If you would like to make a complaint, provide feedback, or for further information about your account(s) and our products and services, please call 1300 747 747.

Statement of Account

☐ 003191
000

LEESEE PTY LTD ATF PROLIFIC SUPERANNUATION
FUND
5 Anembo Crescent
KILLARA NSW 2071

Customer No.	7188076
Statement No.	157 (Page 1 of 1)
Statement Begins	1 May 2023
Statement Ends	31 May 2023
Bank BSB No.	704-865
Shares	\$0.00

Account Summary

Account Type	Account No.	Account Description	Closing Balance
SAV	02179627	Savings Account Zero	\$16,906.10
SAV	02280254	DIY Super	\$679,710.57

AC Type: **SAV** AC No: **02179627** AC Description: **Savings Account Zero**
AC Owner: LEESEE PTY LTD ATF PROLIFIC SUPERANNUAT

Posting Date	Effective Date	Transaction Details	Debit	Credit	Balance
1 May		Opening Balance			\$15,023.89
25 May	25 May	Direct Credit Hill Macfarlan P - RENT PAYMENT		1,882.21	16,906.10
31 May		Closing Balance			\$16,906.10

AC Type: **SAV** AC No: **02280254** AC Description: **DIY Super**
AC Owner: LEESEE PTY LTD ATF PROLIFIC SUPERANNUAT

Posting Date	Effective Date	Transaction Details	Debit	Credit	Balance
1 May		Opening Balance			\$677,344.50
31 May	31 May	Bonus Interest 3.9000%.		2,164.72	679,509.22
31 May	31 May	Interest (Interest Earned YTD \$18,286.77) Current Credit Rate 0.35%		201.35	679,710.57
31 May		Closing Balance			\$679,710.57

Interest year to date; the figure shown in line with this reference is the cumulative total of the interest you have earned or paid since 1st July and is included in the balance.
The last figure shown in each balance column above indicates the closing balance in your account. Please check this statement and contact us immediately if you identify any discrepancies or unauthorised transactions appearing on your account. If you would like to make a complaint, provide feedback, or for further information about your account(s) and our products and services, please call 1300 747 747.

Statement of Account

☒ 003165
000

LEESEE PTY LTD ATF PROLIFIC SUPERANNUATION
FUND
5 Anembo Crescent
KILLARA NSW 2071

Customer No.	7188076
Statement No.	156 (Page 1 of 1)
Statement Begins	1 April 2023
Statement Ends	30 April 2023
Bank BSB No.	704-865
Shares	\$0.00

Account Summary

Account Type	Account No.	Account Description	Closing Balance
SAV	02179627	Savings Account Zero	\$15,023.89
SAV	02280254	DIY Super	\$677,344.50

AC Type: **SAV** AC No: **02179627** AC Description: **Savings Account Zero**
AC Owner: LEESEE PTY LTD ATF PROLIFIC SUPERANNUAT

Posting Date	Effective Date	Transaction Details	Debit	Credit	Balance
1 Apr		Opening Balance			\$15,023.89
30 Apr		Closing Balance			\$15,023.89

AC Type: **SAV** AC No: **02280254** AC Description: **DIY Super**
AC Owner: LEESEE PTY LTD ATF PROLIFIC SUPERANNUAT

Posting Date	Effective Date	Transaction Details	Debit	Credit	Balance
1 Apr		Opening Balance			\$675,124.91
30 Apr	30 Apr	Bonus Interest 3.6500%.		2,025.37	677,150.28
30 Apr	30 Apr	Interest (Interest Earned YTD \$15,920.70) Current Credit Rate 0.35%		194.22	677,344.50
30 Apr		Closing Balance			\$677,344.50

Interest year to date; the figure shown in line with this reference is the cumulative total of the interest you have earned or paid since 1st July and is included in the balance.
The last figure shown in each balance column above indicates the closing balance in your account. Please check this statement and contact us immediately if you identify any discrepancies or unauthorised transactions appearing on your account. If you would like to make a complaint, provide feedback, or for further information about your account(s) and our products and services, please call 1300 747 747.

Statement of Account

☰ 012217
000

LEESEE PTY LTD ATF PROLIFIC SUPERANNUATION
FUND
5 Anembo Crescent
KILLARA NSW 2071

Customer No.	7188076
Statement No.	155 (Page 1 of 1)
Statement Begins	1 March 2023
Statement Ends	31 March 2023
Bank BSB No.	704-865
Shares	\$0.00

Account Summary

Account Type	Account No.	Account Description	Closing Balance
SAV	02179627	Savings Account Zero	\$15,023.89
SAV	02280254	DIY Super	\$675,124.91

AC Type: **SAV** AC No: **02179627** AC Description: **Savings Account Zero**
AC Owner: LEESEE PTY LTD ATF PROLIFIC SUPERANNUAT

Posting Date	Effective Date	Transaction Details	Debit	Credit	Balance
1 Mar		Opening Balance			\$10,975.23
24 Mar	24 Mar	Direct Credit Hill Macfarlan P - RENT PAYMENT		4,048.66	15,023.89
31 Mar		Closing Balance			\$15,023.89

AC Type: **SAV** AC No: **02280254** AC Description: **DIY Super**
AC Owner: LEESEE PTY LTD ATF PROLIFIC SUPERANNUAT

Posting Date	Effective Date	Transaction Details	Debit	Credit	Balance
1 Mar		Opening Balance			\$672,940.16
31 Mar	31 Mar	Bonus Interest 3.6500%.		1,984.71	674,924.87
31 Mar	31 Mar	Interest (Interest Earned YTD \$13,701.11) Current Credit Rate 0.35%		200.04	675,124.91
31 Mar		Closing Balance			\$675,124.91

Interest year to date; the figure shown in line with this reference is the cumulative total of the interest you have earned or paid since 1st July and is included in the balance.
The last figure shown in each balance column above indicates the closing balance in your account. Please check this statement and contact us immediately if you identify any discrepancies or unauthorised transactions appearing on your account. If you would like to make a complaint, provide feedback, or for further information about your account(s) and our products and services, please call 1300 747 747.

Statement of Account

☒ 003162
000

LEESEE PTY LTD ATF PROLIFIC SUPERANNUATION
FUND
5 Anembo Crescent
KILLARA NSW 2071

Customer No.	7188076
Statement No.	154 (Page 1 of 1)
Statement Begins	1 February 2023
Statement Ends	28 February 2023
Bank BSB No.	704-865
Shares	\$0.00

Account Summary

Account Type	Account No.	Account Description	Closing Balance
SAV	02179627	Savings Account Zero	\$10,975.23
SAV	02280254	DIY Super	\$672,940.16

AC Type: **SAV** AC No: **02179627** AC Description: **Savings Account Zero**
AC Owner: LEESEE PTY LTD ATF PROLIFIC SUPERANNUAT

Posting Date	Effective Date	Transaction Details	Debit	Credit	Balance
1 Feb		Opening Balance			\$35,250.73
15 Feb	15 Feb	Transfer Transfer to SAV 02280254	30,000.00		5,250.73
24 Feb	24 Feb	Direct Credit Hill Macfarlan P - RENT PAYMENT		5,724.50	10,975.23
28 Feb		Closing Balance			\$10,975.23

AC Type: **SAV** AC No: **02280254** AC Description: **DIY Super**
AC Owner: LEESEE PTY LTD ATF PROLIFIC SUPERANNUAT

Posting Date	Effective Date	Transaction Details	Debit	Credit	Balance
1 Feb		Opening Balance			\$641,150.86
15 Feb	15 Feb	Assisted Transfer		30,000.00	671,150.86
28 Feb	28 Feb	Bonus Interest 3.4000%.		1,613.13	672,763.99
28 Feb	28 Feb	Interest (Interest Earned YTD \$11,516.36) Current Credit Rate 0.35%		176.17	672,940.16
28 Feb		Closing Balance			\$672,940.16

Interest year to date; the figure shown in line with this reference is the cumulative total of the interest you have earned or paid since 1st July and is included in the balance.
The last figure shown in each balance column above indicates the closing balance in your account. Please check this statement and contact us immediately if you identify any discrepancies or unauthorised transactions appearing on your account. If you would like to make a complaint, provide feedback, or for further information about your account(s) and our products and services, please call 1300 747 747.

Statement of Account

☒ 002513
000

LEESEE PTY LTD ATF PROLIFIC SUPERANNUATION
FUND
5 Anembo Crescent
KILLARA NSW 2071

Customer No.	7188076
Statement No.	153 (Page 1 of 1)
Statement Begins	1 January 2023
Statement Ends	31 January 2023
Bank BSB No.	704-865
Shares	\$0.00

Account Summary

Account Type	Account No.	Account Description	Closing Balance
SAV	02179627	Savings Account Zero	\$35,250.73
SAV	02280254	DIY Super	\$641,150.86

AC Type: **SAV** AC No: **02179627** AC Description: **Savings Account Zero**
AC Owner: LEESEE PTY LTD ATF PROLIFIC SUPERANNUAT

Posting Date	Effective Date	Transaction Details	Debit	Credit	Balance
1 Jan		Opening Balance			\$28,640.63
25 Jan	25 Jan	Direct Credit Hill Macfarlan P - RENT PAYMENT		6,610.10	35,250.73
31 Jan		Closing Balance			\$35,250.73

AC Type: **SAV** AC No: **02280254** AC Description: **DIY Super**
AC Owner: LEESEE PTY LTD ATF PROLIFIC SUPERANNUAT

Posting Date	Effective Date	Transaction Details	Debit	Credit	Balance
1 Jan		Opening Balance			\$639,250.62
31 Jan	31 Jan	Bonus Interest 3.1500%.		1,710.21	640,960.83
31 Jan	31 Jan	Interest (Interest Earned YTD \$9,727.06) Current Credit Rate 0.35%		190.03	641,150.86
31 Jan		Closing Balance			\$641,150.86

Interest year to date; the figure shown in line with this reference is the cumulative total of the interest you have earned or paid since 1st July and is included in the balance.
The last figure shown in each balance column above indicates the closing balance in your account. Please check this statement and contact us immediately if you identify any discrepancies or unauthorised transactions appearing on your account. If you would like to make a complaint, provide feedback, or for further information about your account(s) and our products and services, please call 1300 747 747.

Statement of Account

☒ 003666
007

LEESEE PTY LTD ATF PROLIFIC SUPERANNUATION
FUND
5 Anembo Crescent
KILLARA NSW 2071

Customer No.	7188076
Statement No.	152 (Page 1 of 1)
Statement Begins	1 December 2022
Statement Ends	31 December 2022
Bank BSB No.	704-865
Shares	\$0.00

Account Summary

Account Type	Account No.	Account Description	Closing Balance
SAV	02179627	Savings Account Zero	\$28,640.63
SAV	02280254	DIY Super	\$639,250.62

AC Type: **SAV** AC No: **02179627** AC Description: **Savings Account Zero**
AC Owner: LEESEE PTY LTD ATF PROLIFIC SUPERANNUAT

Posting Date	Effective Date	Transaction Details	Debit	Credit	Balance
1 Dec		Opening Balance			\$24,756.43
22 Dec	22 Dec	Direct Credit Hill Macfarlan P - RENT PAYMENT		3,884.20	28,640.63
31 Dec		Closing Balance			\$28,640.63

AC Type: **SAV** AC No: **02280254** AC Description: **DIY Super**
AC Owner: LEESEE PTY LTD ATF PROLIFIC SUPERANNUAT

Posting Date	Effective Date	Transaction Details	Debit	Credit	Balance
1 Dec		Opening Balance			\$637,465.72
31 Dec	31 Dec	Bonus Interest 3.1500%.		1,595.41	639,061.13
31 Dec	31 Dec	Interest (Interest Earned YTD \$7,826.82) Current Credit Rate 0.35%		189.49	639,250.62
31 Dec		Closing Balance			\$639,250.62

Interest year to date; the figure shown in line with this reference is the cumulative total of the interest you have earned or paid since 1st July and is included in the balance.
The last figure shown in each balance column above indicates the closing balance in your account. Please check this statement and contact us immediately if you identify any discrepancies or unauthorised transactions appearing on your account. If you would like to make a complaint, provide feedback, or for further information about your account(s) and our products and services, please call 1300 747 747.

Statement of Account

☒ 002518
000

LEESEE PTY LTD ATF PROLIFIC SUPERANNUATION
FUND
5 Anembo Crescent
KILLARA NSW 2071

Customer No.	7188076
Statement No.	151 (Page 1 of 1)
Statement Begins	1 November 2022
Statement Ends	30 November 2022
Bank BSB No.	704-865
Shares	\$0.00

Account Summary

Account Type	Account No.	Account Description	Closing Balance
SAV	02179627	Savings Account Zero	\$24,756.43
SAV	02280254	DIY Super	\$637,465.72

AC Type: **SAV** AC No: **02179627** AC Description: **Savings Account Zero**
AC Owner: LEESEE PTY LTD ATF PROLIFIC SUPERANNUAT

Posting Date	Effective Date	Transaction Details	Debit	Credit	Balance
1 Nov		Opening Balance			\$18,462.43
25 Nov	25 Nov	Direct Credit Hill Macfarlan P - RENT PAYMENT		6,294.00	24,756.43
30 Nov		Closing Balance			\$24,756.43

AC Type: **SAV** AC No: **02280254** AC Description: **DIY Super**
AC Owner: LEESEE PTY LTD ATF PROLIFIC SUPERANNUAT

Posting Date	Effective Date	Transaction Details	Debit	Credit	Balance
1 Nov		Opening Balance			\$635,863.00
30 Nov	30 Nov	Bonus Interest 2.8500%.		1,419.81	637,282.81
30 Nov	30 Nov	Interest (Interest Earned YTD \$6,041.92) Current Credit Rate 0.35%		182.91	637,465.72
30 Nov		Closing Balance			\$637,465.72

Interest year to date; the figure shown in line with this reference is the cumulative total of the interest you have earned or paid since 1st July and is included in the balance.
The last figure shown in each balance column above indicates the closing balance in your account. Please check this statement and contact us immediately if you identify any discrepancies or unauthorised transactions appearing on your account. If you would like to make a complaint, provide feedback, or for further information about your account(s) and our products and services, please call 1300 747 747.

July

Head Office Address
 Locked Bag 5020 Mascot NSW 1400
 Tel. 1300 747 747 | Fax. (02) 9582 3400



Statement of Account

000202
ACT
 LEESEE PTY LTD ATF PROLIFIC SUPERANNUATION FUND
 5 Anembo Crescent
 KILLARA NSW 2071

Customer No.	7188076
Statement No.	147 (Page 1 of 1)
Statement Begins	1 July 2022
Statement Ends	31 July 2022
Bank BSB No.	704-865
Shares	\$0.00

Account Summary

Account Type	Account No.	Account Description	Closing Balance
SAV	02179627	Savings Account Zero	\$42,256.43
SAV	02280254	DIY Super	\$594,184.68

AC Type: SAV AC No: 02179627 AC Description: Savings Account Zero
 AC Owner: LEESEE PTY LTD ATF PROLIFIC SUPERANNUAT

Posting Date	Effective Date	Transaction Details	Debit	Credit	Balance
1 Jul		Opening Balance			\$37,777.39
25 Jul	25 Jul	Direct Credit Hill Macfarlan P - RENT PAYMENT		4,479.04	42,256.43
31 Jul		Closing Balance			\$42,256.43

AC Type: SAV AC No: 02280254 AC Description: DIY Super
 AC Owner: LEESEE PTY LTD ATF PROLIFIC SUPERANNUAT

Posting Date	Effective Date	Transaction Details	Debit	Credit	Balance
1 Jul		Opening Balance			\$593,423.8
31 Jul	31 Jul	Bonus Interest 1.4500%		584.48	594,008.2
31 Jul	31 Jul	Interest (Interest Earned YTD \$760.88) Current Credit Rate 0.35%		176.40	594,184.6
31 Jul		Closing Balance			\$594,184.6

August

Head Office Address
Locked Bag 3000 Mackay NSW 4400
Tel: 1300 747 747 | Fax: 021 8582 3400



Statement of Account



002607
LEESSEE PTY LTD ATF PROLIFIC SUPERANNUATION FUND
5 Anembo Crescent
KILLARA NSW 2071

Customer No.	7188076
Statement No.	148 (Page 1 of 1)
Statement Begins	1 August 2022
Statement Ends	31 August 2022
Bank BSB No.	704-865
Shares	\$0.00

Account Summary

Account Type	Account No.	Account Description	Closing Balance
SAV	02179627	Savings Account Zero	\$8,940.31
SAV	02280254	DIY Super	\$633,202.54

AC Type: SAV AC No: 02179627 AC Description: Savings Account Zero
AC Owner: LEESSEE PTY LTD ATF PROLIFIC SUPERANNUATION

Posting Date	Effective Date	Transaction Details	Debit	Credit	Balance
1 Aug		Opening Balance			\$42,256.43
24 Aug	24 Aug	Transfer	38,000.00		4,256.43
25 Aug	25 Aug	Direct Credit Hill Macfarlan P - RENT PAYMENT		4,683.88	8,940.31
31 Aug		Closing Balance			\$8,940.31

AC Type: SAV AC No: 02280254 AC Description: DIY Super
AC Owner: LEESSEE PTY LTD ATF PROLIFIC SUPERANNUATION

Posting Date	Effective Date	Transaction Details	Debit	Credit	Balance
1 Aug		Opening Balance			\$594,184.68
24 Aug	24 Aug	Transfer Transfer from SAV 02179627		38,000.00	632,184.68
31 Aug	31 Aug	Bonus Interest 1.8500%		838.31	633,022.99
31 Aug	31 Aug	Interest (Interest Earned YTD \$1,778.74) Current Credit Rate 0.35%		179.55	633,202.54
31 Aug		Closing Balance			\$633,202.54

Interest paid to date: the figure shown in line with this reference is the cumulative total of the interest you have earned or paid since 1st July and is included in the balance.
The last figure shown in each balance column above indicates the closing balance in your account. Please check this statement and contact us immediately if you identify any discrepancies or unauthorised transactions appearing on your account. If you would like to make a complaint, provide feedback, or for further information about your account and our products and services, please call 1300 747 747.

Qudos Mutual Ltd trading as Qudos Bank

ABN No. 63 087 650 557 | AFSL/Australian Credit Licence 238 205 | BSB No. 704 865 | qudosbank.com.au

September

Tel: 1300 747 747 | Fax: (02) 9582 2400



Statement of Account

003690
LEESSEE PTY LTD ATF PROLIFIC SUPERANNUATION FUND
5 Anembo Crescent
KILLARA NSW 2071

Customer No.	7188076
Statement No.	149 (Page 1 of 1)
Statement Begins	1 September 2022
Statement Ends	30 September 2022
Bank BSB No.	704-865
Shares	\$0.00

Account Summary

Account Type	Account No.	Account Description	Closing Balance
SAV	02179627	Savings Account Zero	\$13,575.11
SAV	02280254	DIY Super	\$634,356.18

AC Type: SAV AC No: 02179627 AC Description: Savings Account Zero
AC Owner: LEESSEE PTY LTD ATF PROLIFIC SUPERANNUAT

Posting Date	Effective Date	Transaction Details	Debit	Credit	Balance
1 Sep		Opening Balance			\$8,940.31
26 Sep	26 Sep	Direct Credit Hill Macfarlan P - RENT PAYMENT		4,634.80	13,575.11
30 Sep		Closing Balance			\$13,575.11

AC Type: SAV AC No: 02280254 AC Description: DIY Super
AC Owner: LEESSEE PTY LTD ATF PROLIFIC SUPERANNUAT

Posting Date	Effective Date	Transaction Details	Debit	Credit	Balance
1 Sep		Opening Balance			\$633,202.54
30 Sep	30 Sep	Bonus Interest 2.3500%		971.49	634,174.03
30 Sep	30 Sep	Interest (Interest Earned YTD \$2,932.38) Current Credit Rate 0.35%		182.15	634,356.18
30 Sep		Closing Balance			\$634,356.18

Please refer to Note 1 for details. The figure shown in line with this reference is the cumulative total of the interest you have earned or paid since 1st July and is included in the balance. The last figure shown in each balance column above indicates the closing balance in your account. Please check this statement and contact us immediately if you identify any discrepancies or unauthorised transactions appearing on your account. If you would like to make a complaint, provide feedback, or for further information about your accounts and our products and services, please call 1300 747 747.

October

Head Office Address
Locked Bag 9020 Mascot NSW 1480
Tel: 1300 747 747 | Fax: (02) 9582 3400



Statement of Account

002510
LEESSEE PTY LTD ATF PROLIFIC SUPERANNUATION FUND
5 Anembo Crescent
KILLARA NSW 2071

Customer No.	7188076
Statement No.	150 (Page 1 of 1)
Statement Begins	1 October 2022
Statement Ends	31 October 2022
Bank BSB No.	704-865
Shares	\$0.00

Account Summary

Account Type	Account No.	Account Description	Closing Balance
SAV	02179627	Savings Account Zero	\$18,462.43
SAV	02280254	DIY Super	\$635,863.00

AC Type: SAV AC No: 02179627 AC Description: Savings Account Zero
AC Owner: LEESSEE PTY LTD ATF PROLIFIC SUPERANNUAT

Posting Date	Effective Date	Transaction Details	Debit	Credit	Balance
1 Oct		Opening Balance			\$13,575.11
25 Oct	25 Oct	Direct Credit Hill Macfarlan P - RENT PAYMENT		4,887.32	18,462.43
31 Oct		Closing Balance			\$18,462.43

AC Type: SAV AC No: 02280254 AC Description: DIY Super
AC Owner: LEESSEE PTY LTD ATF PROLIFIC SUPERANNUAT

Posting Date	Effective Date	Transaction Details	Debit	Credit	Balance
1 Oct		Opening Balance			\$634,356.18
31 Oct	31 Oct	Bonus Interest 2.6000%		1,318.25	635,674.43
31 Oct	31 Oct	Interest (Interest Earned YTD \$4,439.20) Current Credit Rate 0.35%		188.57	635,863.00
31 Oct		Closing Balance			\$635,863.00

Interest rate to date: The figure shown in line with this reference is the cumulative total of the interest you have earned or paid since 1st July and is included in the balance.
The last figure shown in each balance column above indicates the closing balance in your account. Please check this statement and contact us immediately if you identify any discrepancies or unauthorised transactions appearing on your account. If you would like to make a complaint, provide feedback, or for further information about your account(s) and our products and services, please call 1300 747 747.

Qudos Mutual Ltd trading as Qudos Bank

ABN No. 63 087 860 567 | AFSL/Australian Credit Licence 238 305 | BSB No. 704 865 | qudosbank.com.au

Client name	PROLIFIC SUPERANNUATION FUND	Fin Accounts Prepared by	JEFFREY NG
Client code	PROLIFIC (342)	Date prepared	13-Oct-2023
Year ended	30-Jun-2023	Reviewed by	
SRN/HIN	X0064835416	Date reviewed	
Postcode	2000	Back to Cover	

1 Income Tax Reconciliation

Attach a tax reconciliation report. Tax reconciliation was reviewed to ensure that tax details are correct and agreed DTA/DTL. *Please note that for super funds predominantly in pension phase, DTA and DTL should be nil.*

2 Tax Receipts and Payments

Attach ATO portal printouts for ITA and ICA
Reviewed tax payments and receipts and agreed to the ATO portal

3 Deducted Members Contribution

Were there member deducted contributions during the financial year? *If yes, please ensure that members meet conditions of acceptance and that members' election and trustees' acknowledgement under s290-170 have been documented in financial account*

Yes

4,5,6 Calculations

Reviewed tax WP, tax rec and tax return - correct application of Tax Laws
Expenses were recorded correctly
Refer to attached tax reconciliation report

Prolific Superannuation Fund

Tax Accounting Reconciliation

For the period 1 July 2022 to 30 June 2023

Operating Statement Profit vs. Provision for Income Tax

2023

\$

Benefits Accrued as a Result of Operations before Income Tax **1,098,656.73**

ADD:

Franking Credits	60,256.80
Pension Non-deductible Expenses	23,661.14
Pensions Paid	97,020.00

LESS:

Increase in Market Value	895,241.75
Realised Capital Gains	41,334.61
Pension Exempt Income	166,566.00
Distributed Capital Gains	721.08
Non-Taxable Income	268.06
Rounding	1.17

Taxable Income or Loss

175,462.00

	Income Amount	Tax Amount
Gross Tax @ 15% for Concessional Income	175,462.00	26,319.30
Gross Tax @ 45% for Net Non-Arm's Length Income	0.00	0.00
No-TFN Quoted Contributions @ 32%	0.00	0.00
Change in Carried Forward Losses	0.00	0.00
Provision for Income Tax		26,319.30

Provision for Income Tax vs. Income Tax Expense

Provision for Income Tax **26,319.30**

LESS:

Franking Credits	60,256.80
------------------	-----------

Income Tax Expense

(33,937.50)

Provision for Income Tax vs. Income Tax Payable

Provision for Income Tax **26,319.30**

LESS:

Franking Credits	60,256.80
------------------	-----------

Income Tax Payable (Receivable)

(33,937.50)

Exempt Current Pension Income Settings

Pension Exempt % (Actuarial)	48.9900%
Pension Exempt % (Expenses)	45.3241%
Assets Segregated For Pensions	No

Prolific Superannuation Fund
Investment Income Summary
For the period 1 July 2022 to 30 June 2023

Total Income	Add			Less					Taxable Income (excluding Capital Gains)	Indexed Capital Gains *	Discounted Capital Gains *	Other Capital Gains *	CGT Concession Amount *	
	Franking Credits	Foreign Credits	TFN Credits	Tax Free	Tax Exempt	Tax Deferred	Distributed Capital Gains	GST						
<i>Bank</i>														
Macquarie Bank														
1,410.45	0.00	0.00	0.00	0.00	0.00	0.00	0.00	0.00	0.00	1,410.45	0.00	0.00	0.00	0.00
Macquarie Vision Savings Account														
4,975.19	0.00	0.00	0.00	0.00	0.00	0.00	0.00	0.00	0.00	4,975.19	0.00	0.00	0.00	0.00
Qudos Bank DIY Super														
20,703.00	0.00	0.00	0.00	0.00	0.00	0.00	0.00	0.00	0.00	20,703.00	0.00	0.00	0.00	0.00
27,088.64	0.00	0.00	0.00	0.00	0.00	0.00	0.00	0.00	0.00	27,088.64	0.00	0.00	0.00	0.00
<i>Listed Securities Market</i>														
Atlas Arteria - Fully Paid Ordinary Stapled Securities (ASX:ALX)														
11,200.00	0.00	0.00	0.00	0.00	0.00	0.00	0.00	0.00	0.00	11,200.00	0.00	0.00	0.00	0.00
BHP Group Limited - Fully Paid Ordinary (ASX:BHP)														
29,366.06	12,585.46	0.00	0.00	0.00	0.00	0.00	0.00	0.00	0.00	41,951.52	0.00	0.00	0.00	0.00
Charter Hall Group - Stapled Securities Us Prohibited (ASX:CHC)														
2,587.00	608.14	0.00	0.00	0.00	268.06	0.00	721.08	0.00	0.00	2,206.00	0.00	360.54	0.00	360.54
Commonwealth Bank of Australia. - Ordinary Fully Paid (ASX:CBA)														
29,400.00	12,600.00	0.00	0.00	0.00	0.00	0.00	0.00	0.00	0.00	42,000.00	0.00	0.00	0.00	0.00
Csl Limited - Ordinary Fully Paid (ASX:CSL)														
10,139.29	2,260.68	0.00	0.00	0.00	0.00	0.00	0.00	0.00	0.00	12,399.97	0.00	0.00	0.00	0.00
Elders Limited (ASX:ELD)														
4,245.75	545.88	0.00	0.00	0.00	0.00	0.00	0.00	0.00	0.00	4,791.63	0.00	0.00	0.00	0.00
Fortescue Metals Group Ltd (ASX:FMG)														
16,660.00	7,140.00	0.00	0.00	0.00	0.00	0.00	0.00	0.00	0.00	23,800.00	0.00	0.00	0.00	0.00
Hub24 Limited (ASX:HUB)														
1,590.00	681.43	0.00	0.00	0.00	0.00	0.00	0.00	0.00	0.00	2,271.43	0.00	0.00	0.00	0.00
Iress Limited (ASX:IRE)														
2,415.00	90.00	0.00	0.00	0.00	0.00	0.00	0.00	0.00	0.00	2,505.00	0.00	0.00	0.00	0.00
Macquarie Group Limited (ASX:MQG)														

Prolific Superannuation Fund
Investment Income Summary
For the period 1 July 2022 to 30 June 2023

Total Income	Add			Less					Taxable Income (excluding Capital Gains)	Indexed Capital Gains *	Discounted Capital Gains *	Other Capital Gains *	CGT Concession Amount *
	Franking Credits	Foreign Credits	TFN Credits	Tax Free	Tax Exempt	Tax Deferred	Distributed Capital Gains	GST					
12,226.50	2,095.97	0.00	0.00	0.00	0.00	0.00	0.00	0.00	14,322.47	0.00	0.00	0.00	0.00
Mineral Resources Limited (ASX:MIN)													
6,160.00	2,640.00	0.00	0.00	0.00	0.00	0.00	0.00	0.00	8,800.00	0.00	0.00	0.00	0.00
Qube Holdings Limited (ASX:QUB)													
7,750.00	3,321.43	0.00	0.00	0.00	0.00	0.00	0.00	0.00	11,071.43	0.00	0.00	0.00	0.00
Reece Limited (ASX:REH)													
920.00	394.28	0.00	0.00	0.00	0.00	0.00	0.00	0.00	1,314.28	0.00	0.00	0.00	0.00
Rio Tinto Limited - Ordinary Fully Paid (ASX:RIO)													
6,739.70	2,888.44	0.00	0.00	0.00	0.00	0.00	0.00	0.00	9,628.14	0.00	0.00	0.00	0.00
Sonic Healthcare Limited - Ordinary Fully Paid (ASX:SHL)													
3,111.00	1,333.29	0.00	0.00	0.00	0.00	0.00	0.00	0.00	4,444.29	0.00	0.00	0.00	0.00
Washington H Soul Pattinson & Company Limited (ASX:SOL)													
5,170.00	2,215.71	0.00	0.00	0.00	0.00	0.00	0.00	0.00	7,385.71	0.00	0.00	0.00	0.00
Wesfarmers Limited - Ordinary Fully Paid (ASX:WES)													
10,904.00	4,673.14	0.00	0.00	0.00	0.00	0.00	0.00	0.00	15,577.14	0.00	0.00	0.00	0.00
Woodside Energy Group Ltd (ASX:WDS)													
9,760.22	4,182.95	0.00	0.00	0.00	0.00	0.00	0.00	0.00	13,943.17	0.00	0.00	0.00	0.00
170,344.52	60,256.80	0.00	0.00	0.00	268.06	0.00	721.08	0.00	229,612.18	0.00	360.54	0.00	360.54

Property Direct Market

38 Premier Street Neutral Bay

76,430.83	0.00	0.00	0.00	0.00	0.00	0.00	0.00	0.00	76,430.83	0.00	0.00	0.00	0.00
76,430.83	0.00	0.00	0.00	0.00	0.00	0.00	0.00	0.00	76,430.83	0.00	0.00	0.00	0.00

Term Deposits

Macquarie Bank Term Deposit #9570

6,875.00	0.00	0.00	0.00	0.00	0.00	0.00	0.00	0.00	6,875.00	0.00	0.00	0.00	0.00
6,875.00	0.00	0.00	0.00	0.00	0.00	0.00	0.00	0.00	6,875.00	0.00	0.00	0.00	0.00

Prolific Superannuation Fund
Investment Income Summary
For the period 1 July 2022 to 30 June 2023

Total Income	Add			Less					Taxable Income (excluding Capital Gains)	Indexed Capital Gains *	Discounted Capital Gains *	Other Capital Gains *	CGT Concession Amount *
	Franking Credits	Foreign Credits	TFN Credits	Tax Free	Tax Exempt	Tax Deferred	Distributed Capital Gains	GST					
280,738.99	60,256.80	0.00	0.00	0.00	268.06	0.00	721.08	0.00	340,006.65	0.00	360.54	0.00	360.54

* Distributed capital gains components correspond to the cash amount received. You should refer to Realised Capital Gains or Distribution Reconciliation Reports for tax and capital gain reporting purpose.

Prolific Superannuation Fund
Realised Capital Gains
For the period from 1 July 2022 to 30 June 2023

		Accounting Treatment				Taxation Treatment								
		Quantity	Proceeds	Excess Tax Value*	Original Cost	Accounting Profit/(Loss)	Cost Base Calculation		Capital Gains Calculation					
							Adjusted	Reduced	Indexation	Discounted	Other	Deferred	Capital Loss	
<u>Listed Securities Market</u>														
Charter Hall Group - Stapled Securities Us Prohibited (ASX:CHC)														
30/06/2023	Dist	0.00	0.00		0.00					367.83				
30/06/2023	Dist	0.00	0.00		0.00					353.25				
		0.00	0.00		0.00					721.08		0.00		
Computershare Limited. - Ordinary Fully Paid (ASX:CPU)														
22/07/2022	Sale	1,920.00	50,267.25		16,369.22	33,898.03	27,148.80			23,118.45		270.21		
25/07/2022	Sale	500.00	12,825.64		4,262.82	8,562.82	7,070.00			5,755.64		70.37		
26/07/2022	Sale	1,500.00	38,273.50		14,798.20	23,475.30	20,974.00			17,299.50		154.80		
		3,920.00	101,366.39		35,430.24	65,936.15	55,192.80			46,173.59		495.38		
Homeco Daily Needs REIT - Ordinary Units Fully Paid (ASX:HDN)														
22/07/2022	Sale	99,000.00	134,651.04		143,575.66	(8,924.62)		139,790.15						5,139.11
		99,000.00	134,651.04		143,575.66	(8,924.62)		139,790.15				0.00		5,139.11
Iress Limited (ASX:IRE)														
13/03/2023	Sale	5,250.00	46,001.13		61,678.05	(15,676.92)		61,678.05						15,676.92
		5,250.00	46,001.13		61,678.05	(15,676.92)		61,678.05				0.00		15,676.92
Listed Securities Market Total			282,018.56		240,683.95	41,334.61	55,192.80	201,468.20		46,894.67		495.38		20,816.03
Grand Total			282,018.56		240,683.95	41,334.61	55,192.80	201,468.20		46,894.67		495.38		20,816.03

* Where there is an Excess Tax Value Amount, the Accounting Profit/(Loss) figure takes account of this. Accounting Profit/(Loss) equals Proceeds less Excess Tax Value less Original Cost.

Prolific Superannuation Fund
Realised Capital Gains
For the period from 1 July 2022 to 30 June 2023

Capital Gains Tax Return Summary

	Indexation	Discount	Other	Deferred	Total Capital Gains	Capital Losses
Current Year Capital Gains						
Shares & Units - Listed Shares	0.00	46,173.00	0.00	495.00	46,668.00	15,676.00
Shares & Units - Other Shares	0.00	0.00	0.00	0.00	0.00	0.00
Shares & Units - Listed Trusts	0.00	0.00	0.00	0.00	0.00	5,139.00
Shares & Units - Other Units	0.00	0.00	0.00	0.00	0.00	0.00
Australian Real Estate	0.00	0.00	0.00	0.00	0.00	0.00
Other Real Estate	0.00	0.00	0.00	0.00	0.00	0.00
Collectables	0.00	0.00	0.00	0.00	0.00	0.00
Other CGT Assets & Other CGT Events	0.00	0.00	0.00	0.00	0.00	0.00
Distributed Capital Gains from Trusts	0.00	721.00	0.00	0.00	721.00	0.00
	0.00	46,894.00	0.00	495.00	47,389.00	20,815.00
Capital Losses Applied						
Current Year	0.00	20,320.00	0.00	495.00	20,815.00	
Prior Years	0.00	26,574.00	0.00	0.00	26,574.00	
	0.00	46,894.00	0.00	495.00	47,389.00	
Net Capital Gains						
Net Gain after applying losses	0.00	0.00	0.00	0.00	0.00	
Discount applicable		0.00				
Net Gain after applying discount	0.00	0.00	0.00	0.00	0.00	

Prolific Superannuation Fund

ABN: 41 197 273 614

Activity Statement Preparation Report - Detail

For the period 1 July 2022 to 30 June 2023

GST Detail

Description	Return Item	Gross (Inc GST)	GST
--------------------	--------------------	------------------------	------------

Prolific Superannuation Fund
ABN: 41 197 273 614
Activity Statement Preparation Report - Detail
For the period 1 July 2022 to 30 June 2023

Income (GST Collected)

Sales Detail

INTEREST PAID	18.13	0.00
INTEREST PAID	15.76	0.00
INTEREST PAID	118.72	0.00
INTEREST PAID	27.78	0.00
INTEREST PAID	67.29	0.00
INTEREST PAID	74.51	0.00
INTEREST PAID	100.93	0.00
INTEREST PAID	105.91	0.00
INTEREST PAID	364.08	0.00
INTEREST PAID	184.43	0.00
INTEREST PAID	108.49	0.00
INTEREST PAID	224.42	0.00
Interest	182.15	0.00
Bonus Interest	584.48	0.00
Interest	176.40	0.00
Interest	179.55	0.00
Bonus Interest	971.49	0.00
Bonus Interest	838.31	0.00
Bonus Interest	1,318.25	0.00
Interest	188.57	0.00
Rental Statement	5,750.00	0.00
Rental Statement	6,480.00	0.00
Rental Statement	5,350.00	0.00
MACQUARIE BANK TERM DEP/AT CALL	6,875.00	0.00
Rental Statement	6,300.00	0.00
Rental Statement	5,410.00	0.00
Rental Statement	5,492.83	0.00
Interest	443.10	0.00
Interest	195.53	0.00
Rental Statement	6,389.00	0.00
Interest	182.91	0.00
Interest	575.68	0.00
Bonus Interest	1,419.81	0.00
Bonus Interest	1,613.13	0.00
Interest	189.49	0.00
Bonus Interest	1,595.41	0.00
Interest	190.03	0.00
Bonus Interest	2,025.37	0.00
Interest	201.35	0.00
Interest	469.90	0.00
Bonus Interest	1,710.21	0.00
Interst	83.78	0.00
Interest	176.17	0.00
Interest	200.04	0.00
Interest	194.22	0.00
Bonus Interest	2,164.72	0.00
Bonus Interest	2,220.70	0.00
Interest	337.20	0.00
Interest	407.66	0.00
Interest	492.48	0.00
Interest	435.54	0.00
Interest	501.24	0.00
Interest	558.40	0.00
Intrest	263.11	0.00
Interst	407.10	0.00
Bonus Interst	1,984.71	0.00

Prolific Superannuation Fund

ABN: 41 197 273 614

Activity Statement Preparation Report - Detail

For the period 1 July 2022 to 30 June 2023

Rental Statement		8,529.00	0.00
Rental Statement		6,055.00	0.00
Rental Statement		7,675.00	0.00
Rental Statement		4,375.00	0.00
Rental Statement		8,625.00	0.00
Total Sales	G1	110,394.47	0.00
<u>Export Sales Detail</u>			
Nil			
Export Sales	G2		
<u>Other GST-Free Sales Detail</u>			
Other GST-Free Sales	G3		
Total GST Collect on Sales	1A		0.00

Outgoings (GST Paid)

Capital Purchases Detail

Nil			
Capital Purchases	G10		

Prolific Superannuation Fund

ABN: 41 197 273 614

Activity Statement Preparation Report - Detail

For the period 1 July 2022 to 30 June 2023

Non-Capital Purchases Detail

Purchase of 2000 of REH @ \$14.434	238.16	16.24
Purchase of 3325 of ELD @ \$11.390526	312.46	21.31
Sale of 99000 units of HDN @ \$1.370648	1,119.48	76.33
Sale of 1920 units of CPU @ \$26.383688	417.92	28.49
Sale of 500 units of CPU @ \$25.85	106.63	7.27
Sale of 1500 units of CPU @ \$25.713333	318.20	21.70
Purchase of 1150 of BHP @ \$36.673043	347.94	23.72
Purchase of 1453 of WDS @ \$30.806765	369.29	25.18
ACCOUNT KEEPING FEE	27.13	0.00
ACCOUNT KEEPING FEE	28.03	0.00
ACCOUNT KEEPING FEE	28.03	0.00
Purchase of 750 of WES @ \$46.87	290.00	19.77
Purchase of 250 of WES @ \$46.39	95.69	6.52
ACCOUNT KEEPING FEE	27.13	0.00
Purchase of 900 of WES @ \$49.453333	367.19	25.04
Sale of 5250 units of IRE @ \$8.83	382.45	26.08
ACCOUNT KEEPING FEE	27.13	0.00
ACCOUNT KEEPING FEE	28.03	0.00
ACCOUNT KEEPING FEE	28.03	0.00
Purchase of 300 of WES @ \$48.99	121.25	8.26
ACCOUNT KEEPING FEE	28.03	0.00
ACCOUNT KEEPING FEE	25.31	0.00
ACCOUNT KEEPING FEE	27.13	0.00
ACCOUNT KEEPING FEE	28.03	0.00
TRANSACT FUNDS TFR TO VERUS ACTUARIES PT	110.00	7.50
TRANSACT FUNDS TFR TO SUPER AUDITS	385.00	0.00
BPAY TO ASIC	59.00	0.00
TRANSACT FUNDS TFR TO ROACH AND BRUCE CO	770.00	0.00
TRANSACT FUNDS TFR TO ROACH AND BRUCE CO	6,930.00	472.50
ACCOUNT KEEPING FEE	28.03	0.00
Land Tax	6,296.50	0.00
Land Tax	6,296.40	0.00
Land Tax	6,296.40	0.00
Purchase of 1250 of CBAPM @ \$100.1946	551.07	37.58
Garden and Lawn	295.00	0.00
Water Rates	610.66	0.00
Smoke Alarm	109.00	0.00
Admin	3.30	0.00
Agents Management Fee	253.00	0.00
Council Rates	745.20	0.00
Garden and Lawn	295.00	0.00
Smoke Alarm	82.50	0.00
Gutter Clean	385.00	0.00
Admin Fee	3.30	0.00
Agents Management Fee	285.12	0.00
Garden and Lawn	295.00	0.00
Smoke Alarm	82.50	0.00
Amin Fee	3.30	0.00
LEase renewal	99.00	0.00
Agents Management Fee	235.40	0.00
Purchase of 750 of NABPI @ \$100.869467	332.87	22.70
Purchase of 500 of NABPI @ \$100.85	221.87	15.13
Garden and Lawn	295.00	0.00
Sundry Expenses	3.30	0.00
Agents Management Fee	277.20	0.00
Repairs Maintenance	825.00	0.00

Prolific Superannuation Fund**ABN: 41 197 273 614****Activity Statement Preparation Report - Detail****For the period 1 July 2022 to 30 June 2023**

Garden and Lawn	295.00	0.00	
Sundry Expenses	3.30	0.00	
Agents Management Fee	238.04	0.00	
Cleaning	(220.00)	0.00	
Garden and Lawn	295.00	0.00	
Cleaning	220.00	0.00	
Water Rates	605.06	0.00	
Repairs Maintenance	162.80	0.00	
Admin Fee	3.30	0.00	
Document Preparation	55.00	0.00	
Advertising	399.00	0.00	
Letting Fee	605.00	0.00	
Agents Management Fee	241.68	0.00	
Logan Insurance Premium	5,044.00	0.00	
Council Rates	745.00	0.00	
Blinds Repairs Maintenance	923.36	0.00	
Plumbing	242.00	0.00	
Garden and Lawn	295.00	0.00	
Admin Fee	3.30	0.00	
Lease renewal	99.00	0.00	
Agents Management Fee	281.12	0.00	
Garden and Lawn	295.00	0.00	
Repairs Maintenance	339.00	0.00	
Admin Fee	3.30	0.00	
EOFY statement fee	33.00	0.00	
Agents Management Fee	375.28	0.00	
Water Rates	602.96	0.00	
Garden and Lawn	295.00	0.00	
Admin fee	3.30	0.00	
Agents Management Fee	266.42	0.00	
Garden and Lawn	295.00	0.00	
Council Rates	745.00	0.00	
Admin Fee	3.30	0.00	
Agents Management Fee	337.70	0.00	
Garden and Lawn	295.00	0.00	
Sundry Expenses	3.30	0.00	
Agents Management Fee	192.50	0.00	
Garden and Lawn	295.00	0.00	
Water Rates	592.10	0.00	
Council Rates	745.00	0.00	
Sundry Expenses	3.30	0.00	
Agents Management Fee	379.50	0.00	
SMSF Supervisory Levy	259.00	0.00	
Non-Capital Purchases	G11	55,143.51	861.32
Total GST Paid on Purchases	1B		861.32

Prolific Superannuation Fund
ABN: 41 197 273 614
Activity Statement Preparation Report - Detail
For the period 1 July 2022 to 30 June 2023

PAYG Withholding Tax Detail

Description	Return Item	Gross	Tax Withheld
-------------	-------------	-------	--------------

Benefit Payment Detail

Dorothy Seeto

Harold Seeto

Total Benefit Payments	W1		
Amounts withheld from benefit payments (W1)	W2		0.00
Total Amounts Withheld	W5		0.00

All Registry communications to:
 Link Market Services Limited
 Locked Bag A14, Sydney South, NSW 1235
 Enquiries (within Australia): 1300 303 063
 (outside Australia): +61 1300 303 063
 ASX Code: CHC
 Email: charterhall@linkmarketservices.com.au
 Website: www.linkmarketservices.com.au



Charter Hall Limited
 ABN 57 113 531 150
Charter Hall Funds Management Limited
 ABN 31 082 991 786 AFSL 262861
As responsible entity for Charter Hall Property
 Trust ARSN 113 339 147

Part A. Your details



015 002165

LEESEE PTY LTD
 <PROLIFIC SUPER FUND A/C>
 SUITE 7 LEVEL 5 66 HUNTER
 STREET
 SYDNEY NSW 2000

Date: 8 September 2023
Reference No.: X*****5416

Attribution Managed Investment Trust Member Annual Statement for the year ended 30 June 2023

The Charter Hall Group (ASX:CHC) 2023 annual tax statement is provided to help you complete your 2023 Australian income tax return, assuming you are an Australian resident individual for the entire year ended 30 June 2023, however you should seek your own taxation advice.

Charter Hall Group is a stapled entity comprising Charter Hall Property Trust ("Trust") and Charter Hall Limited ("Company"). The income relating to total distributions in respect of Charter Hall Group stapled securities for the year ended 30 June 2023 is as follows.

Part B: Summary of 2023 tax return (supplementary section) items for a resident individual

Non-Australian residents should seek independent Australian tax advice.

Item	Amount	Tax return label
Franked dividend from company	\$929.00	11T
Franking credit from company	\$398.14	11U
Share of net income from trusts, less net capital gains, foreign income and franked distributions – primary production income	\$1.61	13L
Share of net income from trusts, less net capital gains, foreign income and franked distributions – non-primary production income	\$177.25	13U
Franked distribution from trusts	\$0.00	13C
Share of franking credits from franked dividends	\$0.00	13Q
Share of credit for foreign resident withholding amounts (excluding capital gains)	\$0.00	13A
Share of credit for tax amounts withheld	\$0.00	13R
Net capital gain	\$360.54	18A
Total current year capital gains	\$721.08	18H
Credit for foreign resident capital gains withholding amounts	\$0.00	18X
CFC Income	\$0.00	19K
Assessable foreign source income	\$0.00	20E
Other net foreign source income	\$0.00	20M
Australian franking credits from a New Zealand franking company	\$0.00	20F
Foreign income tax offset *	\$0.00	20O

*To work out your foreign income tax offset (FITO) entitlement, see 20 Foreign source income and foreign assets or property or the Guide to foreign tax offset rules 2023.

Part B: Capital gains tax information – additional information for item 18

	Amount	
Capital gains - discounted method	\$721.08	(gross amount)
Capital gains - other method	\$0.00	
Total current year capital gains	\$721.08	

Part C: Components of attribution

	Cash distributions	Tax paid or franking credit (gross up)	Attributable amount
Australian income			
Interest (subject to non - resident withholding tax)			\$0.00
Interest (not subject to non - resident withholding tax)			\$0.00
Dividends - unfranked amount declared to be CFI			\$0.00
Dividends - unfranked amount not declared to be CFI			\$0.00
Other assessable Australian income (Other)			\$118.60
Other assessable Australian income (NCMI)			\$58.65
Other assessable Australian income (Excluded from NCMI)			\$0.00
Other assessable Australian income (NCMI –Non- Primary production)			\$0.00
Other assessable Australian income (CBMI)			\$0.00
Non-primary production income			\$177.25
NCMI - primary production			\$1.61
Primary production income			\$1.61
Dividends - franked amount		\$0.00	\$0.00
Capital gains			
Capital gains – discounted method TAP (Other)			\$179.09
Capital gains – discounted method TAP (NCMI)			\$0.00
Capital gains – discounted method TAP (Excluded from NCMI)			\$0.00
Capital gains – discounted method TAP (CBMI)			\$0.00
Capital gains - discounted method NTAP			\$181.45
Taxable foreign capital gains - discounted method		\$0.00	\$0.00
Capital gains – other method TAP (Other)			\$0.00
Capital gains – other method TAP (NCMI)			\$0.00
Capital gains – other method TAP (Excluded from NCMI)			\$0.00
Capital gains – other method TAP (CBMI)			\$0.00
Capital gains - other method NTAP			\$0.00
Taxable foreign capital gains - other method		\$0.00	\$0.00
Net capital gains		\$0.00	\$360.54
AMIT CGT gross up amount			\$360.54
Other capital gains distribution			
Total current year capital gains		\$0.00	\$721.08
Foreign income			
Other net foreign source income		\$0.00	\$0.00
Assessable foreign source income		\$0.00	\$0.00
Australian franking credit from a New Zealand franking company		\$0.00	\$0.00
CFC income			\$0.00
Total foreign income		\$0.00	\$0.00
Other non-assessable amounts			
Net exempt income			\$0.00
Non-assessable non-exempt amount			\$0.00
Other non-attributable amounts			\$268.06
Total non-assessable amounts			\$268.06
Gross cash distribution	\$1,168.00		
Less: withholding tax	\$0.00		
Net cash distribution	\$1,168.00		

Part D: Tax offsets

	Amount
Tax offsets	
Franking credit tax offset from Australian resident companies	\$0.00
Foreign income tax offset - other net foreign source income	\$0.00
Total tax offsets	\$0.00

Part E: Attribution Managed Investment Trust ('AMIT') cost base adjustments

	Amount
AMIT cost base net amount - excess (decrease cost base)	\$268.06
AMIT cost base net amount - shortfall (increase cost base)	\$0.00

2024 Dividend Tax Return Amounts

	Dividends	Franking credits
Dividend income		
Franked dividend	\$490.00	\$210.00
Unfranked dividend	\$0.00	\$0.00
Total dividend	\$490.00	\$210.00

For an Australian resident individual, dividends are generally assessable on a 'receipts basis'. The Company dividend paid on 31 August 2023 should therefore be included in your 2024 income tax return.

Charter Hall has prepared a Tax Guide to assist you in completing your 2023 Tax return. This guide can be found at <https://www.charterhall.com.au/taxationguide>

Please retain this statement for income tax purposes



Australian Government
Australian Taxation Office

Agent ROACH & BRUCE CONSULTING
P/L
Client PROLIFIC SUPERANNUATION
FUND
ABN 41 197 273 614
TFN 773 077 594

Activity statement 001

Date generated	21 July 2023
Overdue	\$0.00
Not yet due	\$0.00
Balance	\$0.00

Transactions

5 results found - from **21 July 2021** to **21 July 2023** sorted by **processed date** ordered **newest to oldest**

Processed date	Effective date	Description	Debit (DR)	Credit (CR)	Balance
23 Nov 2022	15 May 2023	Original Activity Statement for the period ending 30 Jun 22 - GST		\$1,278.00	\$0.00
23 Nov 2022	28 Nov 2022	EFT refund for GST for the period from 01 Jul 21 to 30 Jun 22	\$1,278.00		\$1,278.00 DR
31 Jan 2022	16 May 2022	Client initiated amended Activity Statement for the period ending 30 Jun 21 - GST		\$1,122.00	\$0.00
31 Jan 2022	16 May 2022	Original Activity Statement for the period ending 30 Jun 21 - GST	\$561.00		\$1,122.00 DR
31 Jan 2022	3 Feb 2022	EFT refund for GST for the period from 01 Jul 20 to 30 Jun 21	\$561.00		\$561.00 DR



Australian Government
Australian Taxation Office

Agent ROACH & BRUCE CONSULTING
P/L
Client PROLIFIC SUPERANNUATION
FUND
ABN 41 197 273 614
TFN 773 077 594

Income tax 551

Date generated	21 July 2023
Overdue	\$0.00
Not yet due	\$0.00
Balance	\$0.00

Transactions

4 results found - from **21 July 2021** to **21 July 2023** sorted by **processed date** ordered **newest to oldest**

Processed date	Effective date	Description	Debit (DR)	Credit (CR)	Balance
8 Nov 2022	11 Nov 2022	EFT refund for Income Tax for the period from 01 Jul 21 to 30 Jun 22	\$37,526.70		\$0.00
7 Nov 2022	7 Nov 2022	Tax return Self Man Superfund - Income Tax for the period from 01 Jul 21 to 30 Jun 22		\$37,526.70	\$37,526.70 CR
15 Oct 2021	20 Oct 2021	EFT refund for Income Tax for the period from 01 Jul 20 to 30 Jun 21	\$3,739.30		\$0.00
15 Oct 2021	15 Oct 2021	Tax return Self Man Superfund - Income Tax for the period from 01 Jul 20 to 30 Jun 21		\$3,739.30	\$3,739.30 CR



Australian Government
Australian Taxation Office

Agent ROACH & BRUCE CONSULTING
P/L
Client PROLIFIC SUPERANNUATION
FUND
ABN 41 197 273 614

Print activity statement

Account	Period	Document ID	GST accounting method
Activity statement – 001 – PROLIFIC SUPERANNUATION FUND	Jul 2022 – Jun 2023	47822145721	Cash

Payment due date 15 May 2024

Statement summary

Description	Reported Value	Owed to ATO	Owed by ATO
Goods and services tax (GST)			
1A Owed to ATO		\$0.00	
1B Owed by ATO			\$861.00
G1 Total sales	\$0.00		
Does this include GST?	No		
1H Owed by ATO			\$0.00

Refund amount

\$861.00

This amount is refundable (it may be offset against any other tax debt).

Declaration

- > I PROLIFIC SUPERANNUATION FUND authorise ROACH & BRUCE CONSULTING P/L to give the Jul 2022 – Jun 2023 activity statement to the Commissioner of Taxation for 001 – PROLIFIC SUPERANNUATION FUND.
- > I declare that the information provided for the preparation of this activity statement is true and correct.
- > I am authorised to make this declaration.

Signed: _____

Date: _____

Prolific Superannuation Fund

ABN: 41 197 273 614

Activity Statement Preparation Report - Detail

For the period 1 July 2022 to 30 June 2023

GST Detail

Description	Return Item	Gross (Inc GST)	GST
--------------------	--------------------	------------------------	------------

Prolific Superannuation Fund
ABN: 41 197 273 614
Activity Statement Preparation Report - Detail
For the period 1 July 2022 to 30 June 2023

Income (GST Collected)

Sales Detail

INTEREST PAID	18.13	0.00
INTEREST PAID	15.76	0.00
INTEREST PAID	118.72	0.00
INTEREST PAID	27.78	0.00
INTEREST PAID	67.29	0.00
INTEREST PAID	74.51	0.00
INTEREST PAID	100.93	0.00
INTEREST PAID	105.91	0.00
INTEREST PAID	364.08	0.00
INTEREST PAID	184.43	0.00
INTEREST PAID	108.49	0.00
INTEREST PAID	224.42	0.00
Interest	182.15	0.00
Bonus Interest	584.48	0.00
Interest	176.40	0.00
Interest	179.55	0.00
Bonus Interest	971.49	0.00
Bonus Interest	838.31	0.00
Bonus Interest	1,318.25	0.00
Interest	188.57	0.00
Rental Statement	5,750.00	0.00
Rental Statement	6,480.00	0.00
Rental Statement	5,350.00	0.00
MACQUARIE BANK TERM DEP/AT CALL	6,875.00	0.00
Rental Statement	6,300.00	0.00
Rental Statement	5,410.00	0.00
Rental Statement	5,492.83	0.00
Interest	443.10	0.00
Interest	195.53	0.00
Rental Statement	6,389.00	0.00
Interest	182.91	0.00
Interest	575.68	0.00
Bonus Interest	1,419.81	0.00
Bonus Interest	1,613.13	0.00
Interest	189.49	0.00
Bonus Interest	1,595.41	0.00
Interest	190.03	0.00
Bonus Interest	2,025.37	0.00
Interest	201.35	0.00
Interest	469.90	0.00
Bonus Interest	1,710.21	0.00
Interst	83.78	0.00
Interest	176.17	0.00
Interest	200.04	0.00
Interest	194.22	0.00
Bonus Interest	2,164.72	0.00
Bonus Interest	2,220.70	0.00
Interest	337.20	0.00
Interest	407.66	0.00
Interest	492.48	0.00
Interest	435.54	0.00
Interest	501.24	0.00
Interest	558.40	0.00
Intrest	263.11	0.00
Interst	407.10	0.00
Bonus Interst	1,984.71	0.00

Prolific Superannuation Fund
ABN: 41 197 273 614
Activity Statement Preparation Report - Detail
For the period 1 July 2022 to 30 June 2023

Rental Statement		8,529.00	0.00
Rental Statement		6,055.00	0.00
Rental Statement		7,675.00	0.00
Rental Statement		4,375.00	0.00
Rental Statement		8,625.00	0.00
Total Sales	G1	110,394.47	0.00
<u>Export Sales Detail</u>			
Nil			
Export Sales	G2		
<u>Other GST-Free Sales Detail</u>			
Other GST-Free Sales	G3		
Total GST Collect on Sales	1A		0.00
<u>Outgoings (GST Paid)</u>			
<u>Capital Purchases Detail</u>			
Nil			
Capital Purchases	G10		

Prolific Superannuation Fund
ABN: 41 197 273 614
Activity Statement Preparation Report - Detail
For the period 1 July 2022 to 30 June 2023

Non-Capital Purchases Detail

Purchase of 2000 of REH @ \$14.434	238.16	16.24
Purchase of 3325 of ELD @ \$11.390526	312.46	21.31
Sale of 99000 units of HDN @ \$1.370648	1,119.48	76.33
Sale of 1920 units of CPU @ \$26.383688	417.92	28.49
Sale of 500 units of CPU @ \$25.85	106.63	7.27
Sale of 1500 units of CPU @ \$25.713333	318.20	21.70
Purchase of 1150 of BHP @ \$36.673043	347.94	23.72
Purchase of 1453 of WDS @ \$30.806765	369.29	25.18
ACCOUNT KEEPING FEE	27.13	0.00
ACCOUNT KEEPING FEE	28.03	0.00
ACCOUNT KEEPING FEE	28.03	0.00
Purchase of 750 of WES @ \$46.87	290.00	19.77
Purchase of 250 of WES @ \$46.39	95.69	6.52
ACCOUNT KEEPING FEE	27.13	0.00
Purchase of 900 of WES @ \$49.453333	367.19	25.04
Sale of 5250 units of IRE @ \$8.83	382.45	26.08
ACCOUNT KEEPING FEE	27.13	0.00
ACCOUNT KEEPING FEE	28.03	0.00
ACCOUNT KEEPING FEE	28.03	0.00
Purchase of 300 of WES @ \$48.99	121.25	8.26
ACCOUNT KEEPING FEE	28.03	0.00
ACCOUNT KEEPING FEE	25.31	0.00
ACCOUNT KEEPING FEE	27.13	0.00
ACCOUNT KEEPING FEE	28.03	0.00
TRANSACT FUNDS TFR TO VERUS ACTUARIES PT	110.00	7.50
TRANSACT FUNDS TFR TO SUPER AUDITS	385.00	0.00
BPAY TO ASIC	59.00	0.00
TRANSACT FUNDS TFR TO ROACH AND BRUCE CO	770.00	0.00
TRANSACT FUNDS TFR TO ROACH AND BRUCE CO	6,930.00	472.50
ACCOUNT KEEPING FEE	28.03	0.00
Land Tax	6,296.50	0.00
Land Tax	6,296.40	0.00
Land Tax	6,296.40	0.00
Purchase of 1250 of CBAPM @ \$100.1946	551.07	37.58
Garden and Lawn	295.00	0.00
Water Rates	610.66	0.00
Smoke Alarm	109.00	0.00
Admin	3.30	0.00
Agents Management Fee	253.00	0.00
Council Rates	745.20	0.00
Garden and Lawn	295.00	0.00
Smoke Alarm	82.50	0.00
Gutter Clean	385.00	0.00
Admin Fee	3.30	0.00
Agents Management Fee	285.12	0.00
Garden and Lawn	295.00	0.00
Smoke Alarm	82.50	0.00
Amin Fee	3.30	0.00
LEase renewal	99.00	0.00
Agents Management Fee	235.40	0.00
Purchase of 750 of NABPI @ \$100.869467	332.87	22.70
Purchase of 500 of NABPI @ \$100.85	221.87	15.13
Garden and Lawn	295.00	0.00
Sundry Expenses	3.30	0.00
Agents Management Fee	277.20	0.00
Repairs Maintenance	825.00	0.00

Prolific Superannuation Fund**ABN: 41 197 273 614****Activity Statement Preparation Report - Detail****For the period 1 July 2022 to 30 June 2023**

Garden and Lawn		295.00	0.00
Sundry Expenses		3.30	0.00
Agents Management Fee		238.04	0.00
Cleaning		(220.00)	0.00
Garden and Lawn		295.00	0.00
Cleaning		220.00	0.00
Water Rates		605.06	0.00
Repairs Maintenance		162.80	0.00
Admin Fee		3.30	0.00
Document Preparation		55.00	0.00
Advertising		399.00	0.00
Letting Fee		605.00	0.00
Agents Management Fee		241.68	0.00
Logan Insurance Premium		5,044.00	0.00
Council Rates		745.00	0.00
Blinds Repairs Maintenance		923.36	0.00
Plumbing		242.00	0.00
Garden and Lawn		295.00	0.00
Admin Fee		3.30	0.00
Lease renewal		99.00	0.00
Agents Management Fee		281.12	0.00
Garden and Lawn		295.00	0.00
Repairs Maintenance		339.00	0.00
Admin Fee		3.30	0.00
EOFY statement fee		33.00	0.00
Agents Management Fee		375.28	0.00
Water Rates		602.96	0.00
Garden and Lawn		295.00	0.00
Admin fee		3.30	0.00
Agents Management Fee		266.42	0.00
Garden and Lawn		295.00	0.00
Council Rates		745.00	0.00
Admin Fee		3.30	0.00
Agents Management Fee		337.70	0.00
Garden and Lawn		295.00	0.00
Sundry Expenses		3.30	0.00
Agents Management Fee		192.50	0.00
Garden and Lawn		295.00	0.00
Water Rates		592.10	0.00
Council Rates		745.00	0.00
Sundry Expenses		3.30	0.00
Agents Management Fee		379.50	0.00
SMSF Supervisory Levy		259.00	0.00
Non-Capital Purchases	G11	55,143.51	861.32
Total GST Paid on Purchases	1B		861.32

Prolific Superannuation Fund
ABN: 41 197 273 614
Activity Statement Preparation Report - Detail
For the period 1 July 2022 to 30 June 2023

PAYG Withholding Tax Detail

Description	Return Item	Gross	Tax Withheld
Benefit Payment Detail			
<i><u>Dorothy Seeto</u></i>			
			0.00
<i><u>Harold Seeto</u></i>			
			0.00
Total Benefit Payments	W1		
Amounts withheld from benefit payments (W1)	W2		0.00
Total Amounts Withheld	W5		0.00

13 October 2023

The Trustee
Prolific Superannuation Fund
c/- Roach & Bruce Consulting Pty Ltd
Suite 7 Level 5
66 Hunter Street
SYDNEY NSW 2000

Dear Trustee,

**Subject: Actuarial Certificate – Tax Exempt Percentage for the 2022/23 year
Prolific Superannuation Fund**

Thank you for requesting this actuarial certificate from Verus SMSF Actuaries.

Results

We calculate that the tax exempt percentage for Prolific Superannuation Fund in the 2022/23 financial year is **48.99%**.

More Information

Further details regarding this actuarial certificate are contained in the appendices, including:

- Appendix 1: Data Summary
- Appendix 2: Detailed Results
- Appendix 3: Further Information

Note that the results in this certificate are based on the information provided to us. If there are any material changes to the information provided, please contact us, as the results may need to be updated.

If you would like to discuss any aspect of this actuarial certificate, please don't hesitate to contact us.

Yours sincerely,



Geoff Morley, BCom, BSc, FIAA
Consulting Actuary

Verus Reference Number: ZC13946025286

Appendix 1 - Data Summary

Contact Details

Name	Jeffrey Ng
Company	Roach & Bruce Consulting Pty Ltd
Telephone	02 9232 8211

Fund Details

Fund Name	Prolific Superannuation Fund
Name of Trustee	Leesee Pty Limited
Tax Year for Actuarial Certificate	2022/23
ABN of Fund	41 197 273 614

Member Details

Members' Names	Dorothy Seeto
	Harold Seeto

Financial Details

	Amount (\$)
Opening Balance at 1 July 2022	7,112,497.33
Concessional Contributions	27,500.00
Non-concessional Contributions	0.00
Rollovers-in	0.00
Rollovers-out	0.00
Lump Sum and Pension Benefits Paid	97,020.00
Other Net Income	1,202,569.33
Closing Balance at 30 June 2023	8,245,546.66

We understand that the Fund's financial statements have not been audited at the time this certificate has been prepared.

Segregation

The Fund did not have any segregated current pension assets during the financial year.

Appendix 2 - Detailed Results

Tax Exempt Percentage

This actuarial certificate has been prepared to provide the tax exempt percentage applying to Prolific Superannuation Fund for the 2022/23 financial year.

During the 2022/23 financial year, the Fund contained only member accounts in accumulation phase and account based pensions. Therefore no assumptions about future inflation, investment returns or discount rates have been required to calculate the tax exempt percentage. Only data regarding the Fund’s balances in accumulation phase and the Fund’s balances in retirement phase plus details of transactions within, to and from the Fund during the year have been provided for this calculation.

Using the data supplied, we have calculated the tax exempt percentage based on the ratio below:

$$\frac{\text{Average value of current pension liabilities}}{\text{Average value of superannuation liabilities}}$$

$$= \$3,461,672 / \$7,065,776$$

$$= 48.99\%$$

The values for the current pension liabilities and the superannuation liabilities shown above are time weighted average balances over the financial year. Segregated current pension assets and segregated non-current assets (if any) have been excluded from the values shown above.

Member Breakdown

To assist you, we have also calculated the breakdown of the tax exempt percentage between the Fund’s members, as follows:

Member Name	Tax Exempt Percentage	Taxable Percentage
Dorothy Seeto	24.37%	26.01%
Harold Seeto	24.62%	25.00%
Reserve	0.00%	0.00%
Total	48.99%	51.01%

This breakdown between members is not required for the Fund’s tax return, but may assist in other ways, for example with allocating the Fund’s tax liabilities between members.

Appendix 3 - Further Information

Actuarial Standards

This actuarial certificate has been prepared in accordance with Professional Standard 406 of the Institute of Actuaries of Australia.

Other Comments

We have been informed by the trustee and/or their advisors that the relevant pension liabilities meet the requirements to be considered a retirement phase superannuation income stream. We have relied upon this information in preparing this actuarial certificate.

As required under Professional Standard 406, we are satisfied that the value of particular liabilities of the Fund at a particular time as set out in this certificate is the amount of the Fund's assets, together with any future contributions in respect of the benefits concerned and expected earnings on the assets and contributions after that time, that would provide the amount required to discharge those liabilities as they fall due.

We also document the following information items provided to us, and upon which we have relied, when preparing this certificate:

Item	Information Provided
Does the Fund meet the definition of Disregarded Small Fund Assets for the tax year covered by this certificate?	Yes
Have the trustee(s) chosen (if eligible) to treat all of the assets of the fund as not being segregated current pension assets for the whole of the tax year covered by this certificate?	N/A

Requirement for and Use of Actuarial Certification

This actuarial certificate is required so that the Fund can claim an exemption from tax on the investment income derived from the unsegregated assets supporting members' balances that are in retirement phase. The certificate should be obtained before the Fund submits its tax return. It does not need to be submitted with the Fund's tax return, but should be retained in the Fund's records.

An actuarial certificate is required for a Fund that has been partly in retirement phase and partly in accumulation phase during the year and which is not applying the segregated method throughout the year. Therefore an actuarial certificate is not required if:

- The Fund was entirely in accumulation phase for the whole of the tax year; or
- The Fund was entirely in retirement phase for the whole of the tax year; or
- The Fund's retirement phase assets and accumulation phase assets were fully segregated throughout the tax year.

The tax exempt percentage should be applied to the Fund's assessable income (excluding any non-arm's length income, concessional contributions and any income derived from segregated assets) to determine how much income is exempt from tax.

Client name	PROLIFIC SUPERANNUATION FUND	Fin Accounts Prepared by	JEFFREY NG
Client code	PROLIFIC (342)	Date prepared	13-Oct-2023
Year ended	30-Jun-2023	Reviewed by	
SRN/HIN	X0064835416	Date reviewed	
Postcode	2000	Back to Cover	

Benefits Paid

b Did the member participate in early access to super?

No

1.1 a Were there pension benefits paid to members during the financial year?

Yes

c Have you confirmed with the ATO, the tax free low rate cap of the Superannuation Lump Sum benefit for the following members?

Yes

[Enter name of member 1]

[Enter name of member 2]

[Enter name of member 3]

[Enter name of member 4]

This amount is beneficial to members who have reached preservation age and are permanently retired (never intending to work again) as it is tax free. For the year ended 30 June 2019, 30 June 2020, 30 June 2021 & 30 June 2023 the thresholds are \$205,000, \$210,000, \$215,000 & \$230,000 respectively.

Was there also an accumulation account for more than one day?

Yes

WARNING - ACTUARIAL CERTIFICATE IS REQUIRED PRIOR TO LODGEMENT OF TAX RETURN. Otherwise pension exempt factor is zero

Client name	PROLIFIC SUPERANNUATION FUND	Fin Accounts Prepared by	JEFFREY NG
Client code	PROLIFIC (342)	Date prepared	13-Oct-2023
Year ended	30-Jun-2023	Reviewed by	
SRN/HIN	X0064835416	Date reviewed	
Postcode	2000	Back to Cover	

Minimum pension for the financial year beginning	01-Jul-2022	
Days in financial year	365.00	
Name of members	Dorothy Seeto	Harold Seeto
Account ID (please use M0000X format)	Pension 01.07.12	Pension 01.07.12
Member's date of birth	21-Feb-1946	12-Jan-1948
Age at beginning of financial year audited	76	74
Pension commencement date	01-Jul-2012	01-Jul-2012
Is this a transition to retirement pension?	No	No
Days in pension during financial year	365	365
Member's account balance at the end of the previous financial year or when pension is commenced	1,758,800.53	1,770,818.75
Account based percentage for previous financial year	3.0%	2.5%
Minimum pension amount	52,760.00	44,270.00
Maximum pension amount		
Pension taken for the financial year ending 30 Jun 2023	52,760.00	44,270.00

Client name	PROLIFIC SUPERANNUATION FUND	Fin Accounts Prepared by	JEFFREY NG
Client code	PROLIFIC (342)	Date prepared	13-Oct-2023
Year ended	30-Jun-2023	Reviewed by	
SRN/HIN	X0064835416	Date reviewed	
Postcode	2000	Back to Cover	

Minimum pension for the next financial year beginning

01-Jul-2023

	Dorothy Seeto	Harold Seeto
Name of members		
Account ID (please use M0000X format)	Pension 01.07.12	Pension 01.07.12
Age at beginning of next financial year	77	75
Is this a transition to retirement pension?	No	No
Member's account balance at the beginning of the financial year	2,005,397.77	2,029,136.79
Account based percentage for next financial year	6.0%	6.0%
Minimum pension amount	120,320.00	121,750.00
Maximum pension amount		

1.2 Has the minimum pension requirement been met and paid out correctly?

Yes

1.3 Was the pension paid consistent with prior years?

Yes

1.4 Is the pension reversionary?

Yes

1.5 Does the pension member have a Commonwealth Seniors Health Card?

No

1.6 Was TBAR Reporting update to date? Add Relevant tag in Class Super.

Yes

Creditors

2 & 3 Super fund does not have any creditors apart from tax liabilities (current and deferred) and/or accrued accounting/audit fees.

Borrowings

4 Reviewed records and reasonably confirm that there were no borrowings that would cause the

**Prolific Superannuation Fund
Pension Withdrawal Limits
For the Period 1 July 2022 to 30 June 2023**

**Mrs Dorothy Seeto
YTD Summaries**

	Drawdowns to date	Rqd. for Minimum	Minimum	Rqd for Plan	Plan*	Remaining until Max	Maximum	Tax Free %
Account Based Pension 01.07.12	3,940.00	OK!	3,940.00	OK!	3,940.00	-	-	52.91%
Account Based Pension 01.07.13	4,560.00	OK!	4,560.00	OK!	4,560.00	-	-	76.29%
Account Based Pension 01.07.14	5,110.00	OK!	5,110.00	OK!	5,110.00	-	-	74.97%
Account Based Pension 01.07.15	5,630.00	OK!	5,630.00	OK!	5,630.00	-	-	79.85%
Account Based Pension 01.07.16	5,500.00	OK!	5,500.00	OK!	5,500.00	-	-	83.85%
Account Based Pension 17.11.10	28,010.00	OK!	28,010.00	OK!	28,010.00	-	-	39.67%
Totals								
Gross Drawdowns	52,750.00	0.00	52,750.00	0.00	52,750.00			
PAYG Tax	0.00	0.00	0.00	0.00	0.00			
Net Drawdowns	52,750.00	0.00	52,750.00	0.00	52,750.00			

Footnotes:

*The plan amount is the annual pension review amount or the minimum amount where no review amount is recorded.

Pension Payments

Account Based Pension 01.07.12

Date	Gross Amount	PAYG	Net Amount	Description
18/10/2022	3,940.00	0.00	3,940.00	part of \$52,750.00 TRANSACT FUNDS TFR TO MR H SEETO AND MRS
Totals:	3,940.00	0.00	3,940.00	

Account Based Pension 01.07.13

Date	Gross Amount	PAYG	Net Amount	Description
18/10/2022	4,560.00	0.00	4,560.00	part of \$52,750.00 TRANSACT FUNDS TFR TO MR H SEETO AND MRS
Totals:	4,560.00	0.00	4,560.00	

Account Based Pension 01.07.14

Date	Gross Amount	PAYG	Net Amount	Description
18/10/2022	5,110.00	0.00	5,110.00	part of \$52,750.00 TRANSACT FUNDS TFR TO MR H SEETO AND MRS
Totals:	5,110.00	0.00	5,110.00	

Account Based Pension 01.07.15

Date	Gross Amount	PAYG	Net Amount	Description
18/10/2022	5,630.00	0.00	5,630.00	part of \$52,750.00 TRANSACT FUNDS TFR TO MR H SEETO AND MRS
Totals:	5,630.00	0.00	5,630.00	

Account Based Pension 01.07.16

Date	Gross Amount	PAYG	Net Amount	Description
18/10/2022	5,500.00	0.00	5,500.00	part of \$52,750.00 TRANSACT FUNDS TFR TO MR H SEETO AND MRS
Totals:	5,500.00	0.00	5,500.00	

Account Based Pension 17.11.10

Date	Gross Amount	PAYG	Net Amount	Description
18/10/2022	28,010.00	0.00	28,010.00	part of \$52,750.00 TRANSACT FUNDS TFR TO MR H SEETO AND MRS
Totals:	28,010.00	0.00	28,010.00	

Prolific Superannuation Fund
Pension Withdrawal Limits
For the Period 1 July 2022 to 30 June 2023

Mr Harold Seeto
YTD Summaries

	Drawdowns to date	Rqd. for Minimum	Minimum	Rqd for Plan	Plan*	Remaining until Max	Maximum	Tax Free %
Account Based Pension 01.07.12	3,310.00	OK!	3,310.00	OK!	3,310.00	-	-	52.91%
Account Based Pension 01.07.13	3,820.00	OK!	3,820.00	OK!	3,820.00	-	-	76.29%
Account Based Pension 01.07.14	4,280.00	OK!	4,280.00	OK!	4,280.00	-	-	74.97%
Account Based Pension 01.07.15	4,720.00	OK!	4,720.00	OK!	4,720.00	-	-	79.83%
Account Based Pension 01.07.16	4,760.00	OK!	4,760.00	OK!	4,760.00	-	-	81.19%
Account Based Pension 17.11.10	23,380.00	OK!	23,380.00	OK!	23,380.00	-	-	23.31%
Totals								
Gross Drawdowns	44,270.00	0.00	44,270.00	0.00	44,270.00			
PAYG Tax	0.00	0.00	0.00	0.00	0.00			
Net Drawdowns	44,270.00	0.00	44,270.00	0.00	44,270.00			

Footnotes:

*The plan amount is the annual pension review amount or the minimum amount where no review amount is recorded.

Pension Payments

Account Based Pension 01.07.12

Date	Gross Amount	PAYG	Net Amount	Description
18/10/2022	3,310.00	0.00	3,310.00	part of \$44,270.00 TRANSACT FUNDS TFR TO MR H SEETO AND MRS
Totals:	3,310.00	0.00	3,310.00	

Account Based Pension 01.07.13

Date	Gross Amount	PAYG	Net Amount	Description
18/10/2022	3,820.00	0.00	3,820.00	part of \$44,270.00 TRANSACT FUNDS TFR TO MR H SEETO AND MRS
Totals:	3,820.00	0.00	3,820.00	

Account Based Pension 01.07.14

Date	Gross Amount	PAYG	Net Amount	Description
18/10/2022	4,280.00	0.00	4,280.00	part of \$44,270.00 TRANSACT FUNDS TFR TO MR H SEETO AND MRS
Totals:	4,280.00	0.00	4,280.00	

Account Based Pension 01.07.15

Date	Gross Amount	PAYG	Net Amount	Description
18/10/2022	4,720.00	0.00	4,720.00	part of \$44,270.00 TRANSACT FUNDS TFR TO MR H SEETO AND MRS
Totals:	4,720.00	0.00	4,720.00	

Account Based Pension 01.07.16

Date	Gross Amount	PAYG	Net Amount	Description
18/10/2022	4,760.00	0.00	4,760.00	part of \$44,270.00 TRANSACT FUNDS TFR TO MR H SEETO AND MRS
Totals:	4,760.00	0.00	4,760.00	

Account Based Pension 17.11.10

Date	Gross Amount	PAYG	Net Amount	Description
18/10/2022	23,380.00	0.00	23,380.00	part of \$44,270.00 TRANSACT FUNDS TFR TO MR H SEETO AND MRS
Totals:	23,380.00	0.00	23,380.00	

Client name	PROLIFIC SUPERANNUATION FUND	Fin Accounts Prepared by	JEFFREY NG
Client code	PROLIFIC (342)	Date prepared	13-Oct-2023
Year ended	30-Jun-2023	Reviewed by	
SRN/HIN	X0064835416	Date reviewed	
Postcode	2000	Back to Cover	

1 Benefits (member's balances)

Reviewed member statements and agreed to financial report
Referred to attached Member Benefit Statements

2 Earnings

Reviewed member statements and confirmed that incomes and expenses have been recorded and allocated correctly to members accounts.

3 Reserves

All earnings were allocated to members accounts. Ensure reserves were permitted and recorded in the financial report in accordance with the trustees' policy.

4 Contributions

Confirmed all contributions received have been allocated to the correct members account. Otherwise must be rejected within 28 days after the end of the month in which it is received. Refer to Schedule N

5 External Superannuation Interests

Do the member(s) have superannuation interests outside of the SMSF?

Has this been entered into Class?

If No, enter into Class using the following steps: Select "Members" --> "Contribution Caps" --> "Edit" (bottom left corner) --> Under Total Superannuation Balance include it in the accumulation/retirement phase "External" box

6 Binding Death Benefit Nominations (BDBNs)

BDBNs have been reviewed and are still valid?
Ensure has been entered into Class Super

Note: Does the trust deed provide for non-lapsing BDBNs? All new and amended Trust Deeds from Patricia Holdings should have this, please check para 51.2.8 or relevant paragraph. Members without dependants should amend their deed immediately)

BDBNs can only be left to financial dependants Check trust deed in the event of death of member and there is no binding death nomination

Witnesses to the BDBNs should not be trustees or beneficiaries of the super fund i.e. independent

Prolific Superannuation Fund
(ABN: 41 197 273 614)

Consolidated Member Benefit Totals

Period	Member Account Details
1 July 2022 - 30 June 2023	Residential Address: 5 Anembo Crescent Killara, NSW 2071
Member Number: SEETOD0	Date of Birth: 21 February 1946
Mrs Dorothy Seeto	Date Joined Fund: 26 July 2001
	Eligible Service Date: 26 July 2001
	Tax File Number Held: Yes

*Note: this report provides a consolidated view of the Member's interests in the SMSF
Refer to the Member Benefit Statements produced for each member account for further details*

Your Accounts

Withdrawal Benefit as at 1 Jul 2022	
Accumulation	1,837,693.11
Account Based Pension 17.11.10	933,702.75
Account Based Pension 01.07.12	131,347.77
Account Based Pension 01.07.13	152,003.18
Account Based Pension 01.07.14	170,466.80
Account Based Pension 01.07.15	187,794.02
Account Based Pension 01.07.16	183,486.01
Total as at 1 Jul 2022	3,596,493.64

Withdrawal Benefit as at 30 Jun 2023	
Accumulation	2,145,872.11
Account Based Pension 17.11.10	1,064,607.84
Account Based Pension 01.07.12	149,763.04
Account Based Pension 01.07.13	173,313.98
Account Based Pension 01.07.14	194,370.48
Account Based Pension 01.07.15	214,126.75
Account Based Pension 01.07.16	209,215.68
Total as at 30 Jun 2023	4,151,269.88

Your Tax Components

Tax Free	1,728,428.85
Taxable - Taxed	2,422,841.03
Taxable - Untaxed	-

Your Preservation Components

Preserved	-
Restricted Non Preserved	-
Unrestricted Non Preserved	4,151,269.88

Your Insurance Benefits

No insurance details have been recorded

Your Beneficiaries

Binding Beneficiary Nomination*

100% to Husband Harold Seeto

* Nomination in effect from **30 September 2021**

For Enquiries:

phone **0292328211**

mail **Prolific Superannuation Fund, Suite 7 Level 5 66 Hunter Street, Sydney NSW 2000**

Prolific Superannuation Fund
(ABN: 41 197 273 614)

Member Benefit Statement

Period	Member Account Details
1 July 2022 - 30 June 2023	Residential Address: 5 Anembo Crescent Killara, NSW 2071
Member Number: SEETOD0	Date of Birth: 21 February 1946
Mrs Dorothy Seeto	Date Joined Fund: 26 July 2001
Accumulation Account	Eligible Service Date: 26 July 2001
Accumulation	Tax File Number Held: Yes
	Account Start Date: 26 July 2001

Your Account Summary	
Withdrawal Benefit as at 1 Jul 2022	1,837,693.11
<i><u>Increases to your account:</u></i>	
Share Of Net Fund Income	303,823.83
Tax on Net Fund Income	4,355.17
<i><u>Total Increases</u></i>	<u>308,179.00</u>
Withdrawal Benefit as at 30 Jun 2023	<u><u>2,145,872.11</u></u>

Your Tax Components		
Tax Free	28.0788 %	602,535.74
Taxable - Taxed		1,543,336.37
Taxable - Untaxed		-

Your Preservation Components	
Preserved	-
Restricted Non Preserved	-
Unrestricted Non Preserved	2,145,872.11

Your Insurance Benefits
No insurance details have been recorded

Your Beneficiaries
Binding Beneficiary Nomination*
100% to Husband Harold Seeto
* Nomination in effect from **30 September 2021**

For Enquiries:

phone **0292328211**

mail **Prolific Superannuation Fund, Suite 7 Level 5 66 Hunter Street, Sydney NSW 2000**

Prolific Superannuation Fund
(ABN: 41 197 273 614)

Member Benefit Statement

Period	Member Account Details
1 July 2022 - 30 June 2023	Residential Address: 5 Anembo Crescent Killara, NSW 2071
Member Number: SEETOD0	Date of Birth: 21 February 1946
Mrs Dorothy Seeto	Date Joined Fund: 26 July 2001
Pension Account	Eligible Service Date: 26 July 2001
Account Based Pension 17.11.10	Tax File Number Held: Yes
	Account Start Date: 17 November 2010

Your Account Summary		Your Tax Components	
Withdrawal Benefit as at 1 Jul 2022	933,702.75	Tax Free	39.6692 % 422,321.48
<u>Increases to your account:</u>		Taxable - Taxed	642,286.36
Share Of Net Fund Income	151,120.03	Taxable - Untaxed	-
Tax on Net Fund Income	7,795.06	Your Preservation Components	
<u>Total Increases</u>	<u>158,915.09</u>	Preserved	-
<u>Decreases to your account:</u>		Restricted Non Preserved	-
Pension Payments	28,010.00	Unrestricted Non Preserved	1,064,607.84
<u>Total Decreases</u>	<u>28,010.00</u>	Your Insurance Benefits	
Withdrawal Benefit as at 30 Jun 2023	1,064,607.84	No insurance details have been recorded	
		Your Beneficiaries	

Harold Seeto has been selected as the Reversionary Beneficiary for this Pension Account.

For Enquiries:

phone **0292328211**

mail **Prolific Superannuation Fund, Suite 7 Level 5 66 Hunter Street, Sydney NSW 2000**

Prolific Superannuation Fund
(ABN: 41 197 273 614)

Member Benefit Statement

Period	Member Account Details
1 July 2022 - 30 June 2023	Residential Address: 5 Anembo Crescent Killara, NSW 2071
Member Number: SEETOD0	Date of Birth: 21 February 1946
Mrs Dorothy Seeto	Date Joined Fund: 26 July 2001
Pension Account	Eligible Service Date: 26 July 2001
Account Based Pension 01.07.12	Tax File Number Held: Yes
	Account Start Date: 1 July 2012

Your Account Summary		Your Tax Components	
Withdrawal Benefit as at 1 Jul 2022	131,347.77	Tax Free	52.9100 % 79,239.67
<u>Increases to your account:</u>		Taxable - Taxed	70,523.37
Share Of Net Fund Income	21,258.72	Taxable - Untaxed	-
Tax on Net Fund Income	1,096.55	Your Preservation Components	
<u>Total Increases</u>	<u>22,355.27</u>	Preserved	-
<u>Decreases to your account:</u>		Restricted Non Preserved	-
Pension Payments	3,940.00	Unrestricted Non Preserved	149,763.04
<u>Total Decreases</u>	<u>3,940.00</u>	Your Insurance Benefits	
Withdrawal Benefit as at 30 Jun 2023	149,763.04	No insurance details have been recorded	
		Your Beneficiaries	

Harold Seeto has been selected as the Reversionary Beneficiary for this Pension Account.

For Enquiries:

phone **0292328211**

mail **Prolific Superannuation Fund, Suite 7 Level 5 66 Hunter Street, Sydney NSW 2000**

Prolific Superannuation Fund
(ABN: 41 197 273 614)

Member Benefit Statement

Period	Member Account Details
1 July 2022 - 30 June 2023	Residential Address: 5 Anembo Crescent Killara, NSW 2071
Member Number: SEETOD0	Date of Birth: 21 February 1946
Mrs Dorothy Seeto	Date Joined Fund: 26 July 2001
Pension Account	Eligible Service Date: 26 July 2001
Account Based Pension 01.07.13	Tax File Number Held: Yes
	Account Start Date: 1 July 2013

Your Account Summary		Your Tax Components	
Withdrawal Benefit as at 1 Jul 2022	152,003.18	Tax Free	76.2908 % 132,222.65
<u>Increases to your account:</u>		Taxable - Taxed	41,091.33
Share Of Net Fund Income	24,601.78	Taxable - Untaxed	-
Tax on Net Fund Income	1,269.02	Your Preservation Components	
<u>Total Increases</u>	<u>25,870.80</u>	Preserved	-
<u>Decreases to your account:</u>		Restricted Non Preserved	-
Pension Payments	4,560.00	Unrestricted Non Preserved	173,313.98
<u>Total Decreases</u>	<u>4,560.00</u>	Your Insurance Benefits	
Withdrawal Benefit as at 30 Jun 2023	173,313.98	No insurance details have been recorded	
		Your Beneficiaries	

Harold Seeto has been selected as the Reversionary Beneficiary for this Pension Account.

For Enquiries:

phone **0292328211**

mail **Prolific Superannuation Fund, Suite 7 Level 5 66 Hunter Street, Sydney NSW 2000**

Prolific Superannuation Fund
(ABN: 41 197 273 614)

Member Benefit Statement

Period	Member Account Details
1 July 2022 - 30 June 2023	Residential Address: 5 Anembo Crescent Killara, NSW 2071
Member Number: SEETOD0	Date of Birth: 21 February 1946
Mrs Dorothy Seeto	Date Joined Fund: 26 July 2001
Pension Account	Eligible Service Date: 26 July 2001
Account Based Pension 01.07.14	Tax File Number Held: Yes
	Account Start Date: 1 July 2014

Your Account Summary	
Withdrawal Benefit as at 1 Jul 2022	170,466.80
<i><u>Increases to your account:</u></i>	
Share Of Net Fund Income	27,590.52
Tax on Net Fund Income	1,423.16
<u>Total Increases</u>	29,013.68
<i><u>Decreases to your account:</u></i>	
Pension Payments	5,110.00
<u>Total Decreases</u>	5,110.00
Withdrawal Benefit as at 30 Jun 2023	194,370.48

Your Tax Components		
Tax Free	74.9671 %	145,713.94
Taxable - Taxed		48,656.54
Taxable - Untaxed		-
Your Preservation Components		
Preserved		-
Restricted Non Preserved		-
Unrestricted Non Preserved		194,370.48
Your Insurance Benefits		
No insurance details have been recorded		
Your Beneficiaries		
Harold Seeto has been selected as the Reversionary Beneficiary for this Pension Account.		

Prolific Superannuation Fund
(ABN: 41 197 273 614)

Member Benefit Statement

Period	Member Account Details
1 July 2022 - 30 June 2023	Residential Address: 5 Anembo Crescent Killara, NSW 2071
Member Number: SEETOD0	Date of Birth: 21 February 1946
Mrs Dorothy Seeto	Date Joined Fund: 26 July 2001
Pension Account	Eligible Service Date: 26 July 2001
Account Based Pension 01.07.15	Tax File Number Held: Yes
	Account Start Date: 1 July 2015

Your Account Summary	
Withdrawal Benefit as at 1 Jul 2022	187,794.02
<u>Increases to your account:</u>	
Share Of Net Fund Income	30,394.91
Tax on Net Fund Income	1,567.82
<u>Total Increases</u>	<u>31,962.73</u>
<u>Decreases to your account:</u>	
Pension Payments	5,630.00
<u>Total Decreases</u>	<u>5,630.00</u>
Withdrawal Benefit as at 30 Jun 2023	214,126.75

Your Tax Components		
Tax Free	79.8467 %	170,973.20
Taxable - Taxed		43,153.55
Taxable - Untaxed		-
Your Preservation Components		
Preserved		-
Restricted Non Preserved		-
Unrestricted Non Preserved		214,126.75
Your Insurance Benefits		
No insurance details have been recorded		
Your Beneficiaries		
Harold Seeto has been selected as the Reversionary Beneficiary for this Pension Account.		

Prolific Superannuation Fund
(ABN: 41 197 273 614)

Member Benefit Statement

Period	Member Account Details
1 July 2022 - 30 June 2023	Residential Address: 5 Anembo Crescent Killara, NSW 2071
Member Number: SEETOD0	Date of Birth: 21 February 1946
Mrs Dorothy Seeto	Date Joined Fund: 26 July 2001
Pension Account	Eligible Service Date: 26 July 2001
Account Based Pension 01.07.16	Tax File Number Held: Yes
	Account Start Date: 1 July 2016

Your Account Summary		Your Tax Components	
Withdrawal Benefit as at 1 Jul 2022	183,486.01	Tax Free	83.8475 % 175,422.17
<u>Increases to your account:</u>		Taxable - Taxed	33,793.51
Share Of Net Fund Income	29,697.81	Taxable - Untaxed	-
Tax on Net Fund Income	1,531.86	Your Preservation Components	
<u>Total Increases</u>	31,229.67	Preserved	-
<u>Decreases to your account:</u>		Restricted Non Preserved	-
Pension Payments	5,500.00	Unrestricted Non Preserved	209,215.68
<u>Total Decreases</u>	5,500.00	Your Insurance Benefits	
Withdrawal Benefit as at 30 Jun 2023	209,215.68	No insurance details have been recorded	
		Your Beneficiaries	

Harold Seeto has been selected as the Reversionary Beneficiary for this Pension Account.

For Enquiries:

phone 0292328211

mail Prolific Superannuation Fund, Suite 7 Level 5 66 Hunter Street, Sydney NSW 2000

Trustee

The Trustee of the Fund is as follows:

Leesee Pty Limited

The directors of the Trustee company are:

Dorothy Seeto and
Harold Seeto

Availability of Other Fund Information

Additional information regarding your membership is available on request. What your Fund can do is governed by the provisions of its Trust Deed, which is available for inspection. If you require further information or clarification of any aspect of your membership of the Fund, please contact your Fund's Administrator or Trustee.

Trustee Disclaimer

This statement has been prepared by the Trustee for the member whose name appears at the top of this statement. While every effort has been made by the Trustee to ensure the accuracy and completeness of this statement, the Trustee does not accept any liability for any errors, omissions or misprints.

Signed on behalf of the Trustee of the Fund

.....
Dorothy Seeto
Director - Leesee Pty Limited

.....
Harold Seeto
Director - Leesee Pty Limited

Statement Date: 30 June 2023

For Enquiries:

phone **0292328211**

mail **Prolific Superannuation Fund, Suite 7 Level 5 66 Hunter Street, Sydney NSW 2000**

Prolific Superannuation Fund
(ABN: 41 197 273 614)

Consolidated Member Benefit Totals

Period	Member Account Details
1 July 2022 - 30 June 2023	Residential Address: 5 Anembo Crescent Killara, NSW 2071
Member	Date of Birth: 12 January 1948
Number: SEETOHO	Date Joined Fund: 26 July 2001
Mr Harold Seeto	Eligible Service Date: 26 July 2001
	Tax File Number Held: Yes

*Note: this report provides a consolidated view of the Member's interests in the SMSF
Refer to the Member Benefit Statements produced for each member account for further details*

Your Accounts

Withdrawal Benefit as at 1 Jul 2022	
Accumulation	1,745,084.97
Account Based Pension 17.11.10	935,288.64
Account Based Pension 01.07.12	132,393.47
Account Based Pension 01.07.13	152,842.15
Account Based Pension 01.07.14	171,374.89
Account Based Pension 01.07.15	188,663.31
Account Based Pension 01.07.16	190,356.26
Total as at 1 Jul 2022	3,516,003.69

Withdrawal Benefit as at 30 Jun 2023	
Accumulation	2,064,684.89
Account Based Pension 17.11.10	1,071,664.06
Account Based Pension 01.07.12	151,697.36
Account Based Pension 01.07.13	175,129.01
Account Based Pension 01.07.14	196,367.68
Account Based Pension 01.07.15	216,168.14
Account Based Pension 01.07.16	218,110.54
Total as at 30 Jun 2023	4,093,821.68

Your Tax Components

Tax Free	1,370,973.90
Taxable - Taxed	2,722,847.78
Taxable - Untaxed	-

Your Preservation Components

Preserved	-
Restricted Non Preserved	-
Unrestricted Non Preserved	4,093,821.68

Your Insurance Benefits

No insurance details have been recorded

Your Beneficiaries

Binding Beneficiary Nomination*

100% to Wife Dorothy Seeto

* Nomination in effect from **30 September 2021**

For Enquiries:

phone **0292328211**

mail **Prolific Superannuation Fund, Suite 7 Level 5 66 Hunter Street, Sydney NSW 2000**

Prolific Superannuation Fund
(ABN: 41 197 273 614)

Member Benefit Statement

Period	Member Account Details
1 July 2022 - 30 June 2023	Residential Address: 5 Anembo Crescent Killara, NSW 2071
Member Number: SEETOH0	Date of Birth: 12 January 1948
Mr Harold Seeto	Date Joined Fund: 26 July 2001
Accumulation Account	Eligible Service Date: 26 July 2001
Accumulation	Tax File Number Held: Yes
	Account Start Date: 26 July 2001

Your Account Summary	
Withdrawal Benefit as at 1 Jul 2022	1,745,084.97
<i><u>Increases to your account:</u></i>	
Member Contributions	27,500.00
Share Of Net Fund Income	292,038.66
Tax on Net Fund Income	4,186.26
<u>Total Increases</u>	323,724.92
<i><u>Decreases to your account:</u></i>	
Contributions Tax	4,125.00
<u>Total Decreases</u>	4,125.00
Withdrawal Benefit as at 30 Jun 2023	2,064,684.89

Your Tax Components		
Tax Free	19.8773 %	410,403.71
Taxable - Taxed		1,654,281.18
Taxable - Untaxed		-
Your Preservation Components		
Preserved		-
Restricted Non Preserved		-
Unrestricted Non Preserved		2,064,684.89
Your Insurance Benefits		
No insurance details have been recorded		
Your Beneficiaries		
Binding Beneficiary Nomination*		
100% to Wife Dorothy Seeto		
* Nomination in effect from 30 September 2021		

For Enquiries:

phone **0292328211**

mail **Prolific Superannuation Fund, Suite 7 Level 5 66 Hunter Street, Sydney NSW 2000**

Prolific Superannuation Fund
(ABN: 41 197 273 614)

Member Benefit Statement

Period	Member Account Details
1 July 2022 - 30 June 2023	Residential Address: 5 Anembo Crescent Killara, NSW 2071
Member Number: SEETOH0	Date of Birth: 12 January 1948
Mr Harold Seeto	Date Joined Fund: 26 July 2001
Pension Account	Eligible Service Date: 26 July 2001
Account Based Pension 17.11.10	Tax File Number Held: Yes
	Account Start Date: 17 November 2010

Your Account Summary		Your Tax Components	
Withdrawal Benefit as at 1 Jul 2022	935,288.64	Tax Free	23.3133 % 249,840.42
<u>Increases to your account:</u>		Taxable - Taxed	821,823.64
Share Of Net Fund Income	151,919.13	Taxable - Untaxed	-
Tax on Net Fund Income	7,836.29	Your Preservation Components	
<u>Total Increases</u>	<u>159,755.42</u>	Preserved	-
<u>Decreases to your account:</u>		Restricted Non Preserved	-
Pension Payments	23,380.00	Unrestricted Non Preserved	1,071,664.06
<u>Total Decreases</u>	<u>23,380.00</u>	Your Insurance Benefits	
Withdrawal Benefit as at 30 Jun 2023	1,071,664.06	No insurance details have been recorded	
		Your Beneficiaries	

Dorothy Seeto has been selected as the Reversionary Beneficiary for this Pension Account.

For Enquiries:

phone **0292328211**

mail **Prolific Superannuation Fund, Suite 7 Level 5 66 Hunter Street, Sydney NSW 2000**

Prolific Superannuation Fund
(ABN: 41 197 273 614)

Member Benefit Statement

Period	Member Account Details
1 July 2022 - 30 June 2023	Residential Address: 5 Anembo Crescent Killara, NSW 2071
Member Number: SEETOH0	Date of Birth: 12 January 1948
Mr Harold Seeto	Date Joined Fund: 26 July 2001
Pension Account	Eligible Service Date: 26 July 2001
Account Based Pension 01.07.12	Tax File Number Held: Yes
	Account Start Date: 1 July 2012

Your Account Summary	
Withdrawal Benefit as at 1 Jul 2022	132,393.47
<i><u>Increases to your account:</u></i>	
Share Of Net Fund Income	21,504.64
Tax on Net Fund Income	1,109.25
<u>Total Increases</u>	<u>22,613.89</u>
<i><u>Decreases to your account:</u></i>	
Pension Payments	3,310.00
<u>Total Decreases</u>	<u>3,310.00</u>
Withdrawal Benefit as at 30 Jun 2023	151,697.36

Your Tax Components		
Tax Free	52.9100 %	80,263.13
Taxable - Taxed		71,434.23
Taxable - Untaxed		-
Your Preservation Components		
Preserved		-
Restricted Non Preserved		-
Unrestricted Non Preserved		151,697.36
Your Insurance Benefits		
No insurance details have been recorded		
Your Beneficiaries		
Dorothy Seeto has been selected as the Reversionary Beneficiary for this Pension Account.		

For Enquiries:

phone **0292328211**

mail **Prolific Superannuation Fund, Suite 7 Level 5 66 Hunter Street, Sydney NSW 2000**

Prolific Superannuation Fund
(ABN: 41 197 273 614)

Member Benefit Statement

Period	Member Account Details
1 July 2022 - 30 June 2023	Residential Address: 5 Anembo Crescent Killara, NSW 2071
Member Number: SEETOH0	Date of Birth: 12 January 1948
Mr Harold Seeto	Date Joined Fund: 26 July 2001
Pension Account	Eligible Service Date: 26 July 2001
Account Based Pension 01.07.13	Tax File Number Held: Yes
	Account Start Date: 1 July 2013

Your Account Summary	
Withdrawal Benefit as at 1 Jul 2022	152,842.15
<i><u>Increases to your account:</u></i>	
Share Of Net Fund Income	24,826.27
Tax on Net Fund Income	1,280.59
<u>Total Increases</u>	<u>26,106.86</u>
<i><u>Decreases to your account:</u></i>	
Pension Payments	3,820.00
<u>Total Decreases</u>	<u>3,820.00</u>
Withdrawal Benefit as at 30 Jun 2023	175,129.01

Your Tax Components		
Tax Free	76.2870 %	133,600.69
Taxable - Taxed		41,528.32
Taxable - Untaxed		-
Your Preservation Components		
Preserved		-
Restricted Non Preserved		-
Unrestricted Non Preserved		175,129.01
Your Insurance Benefits		
No insurance details have been recorded		
Your Beneficiaries		
Dorothy Seeto has been selected as the Reversionary Beneficiary for this Pension Account.		

Prolific Superannuation Fund
(ABN: 41 197 273 614)

Member Benefit Statement

Period	Member Account Details
1 July 2022 - 30 June 2023	Residential Address: 5 Anembo Crescent Killara, NSW 2071
Member Number: SEETOHO	Date of Birth: 12 January 1948
Mr Harold Seeto	Date Joined Fund: 26 July 2001
Pension Account	Eligible Service Date: 26 July 2001
Account Based Pension 01.07.14	Tax File Number Held: Yes
	Account Start Date: 1 July 2014

Your Account Summary		Your Tax Components	
Withdrawal Benefit as at 1 Jul 2022	171,374.89	Tax Free	74.9674 % 147,211.67
<u>Increases to your account:</u>		Taxable - Taxed	49,156.01
Share Of Net Fund Income	27,836.90	Taxable - Untaxed	-
Tax on Net Fund Income	1,435.89	Your Preservation Components	
<u>Total Increases</u>	<u>29,272.79</u>	Preserved	-
<u>Decreases to your account:</u>		Restricted Non Preserved	-
Pension Payments	4,280.00	Unrestricted Non Preserved	196,367.68
<u>Total Decreases</u>	<u>4,280.00</u>	Your Insurance Benefits	
Withdrawal Benefit as at 30 Jun 2023	196,367.68	No insurance details have been recorded	
		Your Beneficiaries	

Dorothy Seeto has been selected as the Reversionary Beneficiary for this Pension Account.

For Enquiries:

phone **0292328211**

mail **Prolific Superannuation Fund, Suite 7 Level 5 66 Hunter Street, Sydney NSW 2000**

Prolific Superannuation Fund
(ABN: 41 197 273 614)

Member Benefit Statement

Period	Member Account Details
1 July 2022 - 30 June 2023	Residential Address: 5 Anembo Crescent Killara, NSW 2071
Member Number: SEETOH0	Date of Birth: 12 January 1948
Mr Harold Seeto	Date Joined Fund: 26 July 2001
Pension Account	Eligible Service Date: 26 July 2001
Account Based Pension 01.07.15	Tax File Number Held: Yes
	Account Start Date: 1 July 2015

Your Account Summary		Your Tax Components	
Withdrawal Benefit as at 1 Jul 2022	188,663.31	Tax Free	79.8342 % 172,576.12
<u>Increases to your account:</u>		Taxable - Taxed	43,592.02
Share Of Net Fund Income	30,644.15	Taxable - Untaxed	-
Tax on Net Fund Income	1,580.68	Your Preservation Components	
<u>Total Increases</u>	<u>32,224.83</u>	Preserved	-
<u>Decreases to your account:</u>		Restricted Non Preserved	-
Pension Payments	4,720.00	Unrestricted Non Preserved	216,168.14
<u>Total Decreases</u>	<u>4,720.00</u>	Your Insurance Benefits	
Withdrawal Benefit as at 30 Jun 2023	216,168.14	No insurance details have been recorded	
		Your Beneficiaries	

Dorothy Seeto has been selected as the Reversionary Beneficiary for this Pension Account.

For Enquiries:

phone **0292328211**

mail **Prolific Superannuation Fund, Suite 7 Level 5 66 Hunter Street, Sydney NSW 2000**

Prolific Superannuation Fund
(ABN: 41 197 273 614)

Member Benefit Statement

Period	Member Account Details
1 July 2022 - 30 June 2023	Residential Address: 5 Anembo Crescent Killara, NSW 2071
Member Number: SEETOHO	Date of Birth: 12 January 1948
Mr Harold Seeto	Date Joined Fund: 26 July 2001
Pension Account	Eligible Service Date: 26 July 2001
Account Based Pension 01.07.16	Tax File Number Held: Yes
	Account Start Date: 1 July 2016

Your Account Summary	
Withdrawal Benefit as at 1 Jul 2022	190,356.26
<i><u>Increases to your account:</u></i>	
Share Of Net Fund Income	30,919.38
Tax on Net Fund Income	1,594.90
<i><u>Total Increases</u></i>	<u>32,514.28</u>
<i><u>Decreases to your account:</u></i>	
Pension Payments	4,760.00
<i><u>Total Decreases</u></i>	<u>4,760.00</u>
Withdrawal Benefit as at 30 Jun 2023	<u>218,110.54</u>

Your Tax Components		
Tax Free	81.1873 %	177,078.16
Taxable - Taxed		41,032.38
Taxable - Untaxed		-
Your Preservation Components		
Preserved		-
Restricted Non Preserved		-
Unrestricted Non Preserved		218,110.54
Your Insurance Benefits		
No insurance details have been recorded		
Your Beneficiaries		
Dorothy Seeto has been selected as the Reversionary Beneficiary for this Pension Account.		

Trustee

The Trustee of the Fund is as follows:

Leesee Pty Limited

The directors of the Trustee company are:

Dorothy Seeto and
Harold Seeto

Availability of Other Fund Information

Additional information regarding your membership is available on request. What your Fund can do is governed by the provisions of its Trust Deed, which is available for inspection. If you require further information or clarification of any aspect of your membership of the Fund, please contact your Fund's Administrator or Trustee.

Trustee Disclaimer

This statement has been prepared by the Trustee for the member whose name appears at the top of this statement. While every effort has been made by the Trustee to ensure the accuracy and completeness of this statement, the Trustee does not accept any liability for any errors, omissions or misprints.

Signed on behalf of the Trustee of the Fund

.....
Dorothy Seeto
Director - Leesee Pty Limited

.....
Harold Seeto
Director - Leesee Pty Limited

Statement Date: 30 June 2023

For Enquiries:

phone **0292328211**

mail **Prolific Superannuation Fund, Suite 7 Level 5 66 Hunter Street, Sydney NSW 2000**

Prolific Superannuation Fund

Members Summary Report - For the period 1/07/2022 to 30/06/2023

Member's Detail		Opening Balance	Increases				Decreases				Closing Balance	
			Contrib	Tran In	Profit	Ins Proc	Tax	Exp	Ins Prem	Tran Out		Ben Paid
Mrs Dorothy Seeto												
5 Anembo Crescent Killara NSW 2071												
Accumulation	Accumulation	1,837,693.11	0.00	0.00	303,823.83	0.00	4,355.17	0.00	0.00	0.00	0.00	2,145,872.11
Pension	Account Based Pension 01.07.12	131,347.77	0.00	0.00	21,258.72	0.00	1,096.55	0.00	0.00	0.00	(3,940.00)	149,763.04
Pension	Account Based Pension 01.07.13	152,003.18	0.00	0.00	24,601.78	0.00	1,269.02	0.00	0.00	0.00	(4,560.00)	173,313.98
Pension	Account Based Pension 01.07.14	170,466.80	0.00	0.00	27,590.52	0.00	1,423.16	0.00	0.00	0.00	(5,110.00)	194,370.48
Pension	Account Based Pension 01.07.15	187,794.02	0.00	0.00	30,394.91	0.00	1,567.82	0.00	0.00	0.00	(5,630.00)	214,126.75
Pension	Account Based Pension 01.07.16	183,486.01	0.00	0.00	29,697.81	0.00	1,531.86	0.00	0.00	0.00	(5,500.00)	209,215.68
Pension	Account Based Pension 17.11.10	933,702.75	0.00	0.00	151,120.03	0.00	7,795.06	0.00	0.00	0.00	(28,010.00)	1,064,607.84
		3,596,493.64	0.00	0.00	588,487.60	0.00	19,038.64	0.00	0.00	0.00	(52,750.00)	4,151,269.88
Mr Harold Seeto												
5 Anembo Crescent Killara NSW 2071												
Accumulation	Accumulation	1,745,084.97	27,500.00	0.00	292,038.66	0.00	61.26	0.00	0.00	0.00	0.00	2,064,684.89
Pension	Account Based Pension 01.07.12	132,393.47	0.00	0.00	21,504.64	0.00	1,109.25	0.00	0.00	0.00	(3,310.00)	151,697.36
Pension	Account Based Pension 01.07.13	152,842.15	0.00	0.00	24,826.27	0.00	1,280.59	0.00	0.00	0.00	(3,820.00)	175,129.01
Pension	Account Based Pension 01.07.14	171,374.89	0.00	0.00	27,836.90	0.00	1,435.89	0.00	0.00	0.00	(4,280.00)	196,367.68
Pension	Account Based Pension 01.07.15	188,663.31	0.00	0.00	30,644.15	0.00	1,580.68	0.00	0.00	0.00	(4,720.00)	216,168.14
Pension	Account Based Pension 01.07.16	190,356.26	0.00	0.00	30,919.38	0.00	1,594.90	0.00	0.00	0.00	(4,760.00)	218,110.54
Pension	Account Based Pension 17.11.10	935,288.64	0.00	0.00	151,919.13	0.00	7,836.29	0.00	0.00	0.00	(23,380.00)	1,071,664.06
		3,516,003.69	27,500.00	0.00	579,689.13	0.00	14,898.86	0.00	0.00	0.00	(44,270.00)	4,093,821.68
		7,112,497.33	27,500.00	0.00	1,168,176.73	0.00	33,937.50	0.00	0.00	0.00	(97,020.00)	8,245,091.56

Client name	PROLIFIC SUPERANNUATION FUND	Fin Accounts Prepared by	JEFFREY NG
Client code	PROLIFIC (342)	Date prepared	13-Oct-2023
Year ended	30/06/2023	Reviewed by	
SRN/HIN	X0064835416	Date reviewed	
Postcode	2000	Back to Cover	

1 Contributions

Did the Super Fund receive any contributions during the financial year?

Yes

For contributions received during the financial year, confirmed that contributions were received and allocated correctly to members' account and that where conditions of acceptance are not met, contributions have been rejected within allowed timeframe.

Where applicable, ensure s290-170 deduction notices are dated prior to commencement of pension (e.g. if there are deducted contributions made during the year and those contributions are rolled into a pension that same financial year, the contribution notices must be dated before the commencement date of the pension)

2 Analysis of Employer Contributions

Analytical review (10.5% of Wages and Salary or up to the annual maximum contribution base)

	Harold Seeto	Member 2
Wages and Salary		
Super Guarantee Rate	10.50%	10.50%
Compulsory employer contribution	-	-
Contribution received by super fund		
Maximum Contribution Base is (minimum required by employer)	25,292.40	25,292.40

Confirmed with the employer the total contributions received by the super fund is correct and have been allocated correctly to individual member's account.

Yes

3 Conditions of Acceptance

Member's date of birth

21/02/1948

0/01/1900

Member's age at the end of the financial year

75

123

Concessional Contribution (CC)

Does the member have super balance below \$500,000 in the financial year ending 30 Jun 2022

No

No

Member's concessional contribution cap is
Concessional contribution received in financial year ending 30 Jun 2019

Member's concessional contribution cap is
Concessional contribution received in financial year ending 30 Jun 2020

Member's concessional contribution cap is
Concessional contribution received in financial year ending 30 Jun 2021

Member's concessional contribution cap is
Concessional contribution received in financial year ending 30 Jun 2022

Member's concessional contribution cap is
Concessional contribution received in financial year ending 30 Jun 2023

27,500.00

27,500.00

27,500.00

Client name	PROLIFIC SUPERANNUATION FUND	Fin Accounts Prepared by	JEFFREY NG
Client code	PROLIFIC (342)	Date prepared	13-Oct-2023
Year ended	30/06/2023	Reviewed by	
SRN/HIN	X0064835416	Date reviewed	
Postcode	2000	Back to Cover	

\$1.7m	Nil	N/A
--------	-----	-----

4 Transfer In

Obtained a copy of the rollover statement
 Confirmed that where applicable all transfers/rollovers have been recorded correctly ensuring that benefits characteristics are maintained and there were no other issues in relation to any benefits transferred/rolled over during the year

5 Contributions Splitting

Was spouse splitting applicable during the year? **Confirm with AJB and clients**

N/A

Ensure the trust deed allows for contribution splitting
 Ensure spouse meet conditions for splitting, either:
 - less than their preservation age **or**
 - between preservation age and 65 years and not retired
 Ensure contributions splitting application is completed correctly prior to processing
 Check amounts are consistent with prior year and ensure benefit paid and rollover statements are attached to workpapers

6 Recontribution Strategy

Have you considered a re-contribution strategy for members of this fund?
 * Work-test requirement for members aged 67 or over for Non-concessional contributions
 * Members currently receiving transition to retirement pension - need to consider cost and benefits of this strategy
 * Tax-free and taxable components (less attractive if current tax-free component is already high)

N/A

Summarise your decision below:

Prolific Superannuation Fund
Contribution Caps
For the Period From 1 July 2022 to 30 June 2023

Mr Harold Seeto

Date of Birth: 12 Jan 1948
Age: 75 (at 30/06/2023)
Status: Member is eligible to contribute up to their birth day, other conditions apply

Contributions Summary

Prior Year Contributions **Non-Concessional**
The 'Bring Forward Rule' was unavailable in previous 2 years; member was 65 or older
3-year cap in effect from previous years N/A
Total non-concessional contributions in previous 2 years N/A

Current Year Contributions	Note	Concessional	Non-Concessional
Caps	1	27,500.00	0.00
Cumulative Available Unused Cap	2	0.00	0.00
Contributions made (to this fund)	3	27,500.00	0.00
Contributions made (to other funds)		0.00	0.00
Contributions as allocated		27,500.00	0.00
Amount above caps	4	0.00	0.00
Available		0.00	0.00

Notes

- 1 . Total Superannuation Balance was \$1.7 million or more at 30 June 2022, member not eligible to make Non-Concessional Contributions
- 2 . Total Superannuation Balance was \$500,000 or more at 30 June 2022, member not eligible to make catch-up concessional contributions
- 3 . Excludes any unmatched deposits
- 4 . Any excess concessional contributions are treated as non-concessional

Contributions Breakdown

<u>Income Type</u>	<u>Contribution Type</u>	<u>Amount</u>
Concessional	Employer	0.00
	Personal	27,500.00
	Family and friends	0.00
	Foreign superannuation fund	0.00
	Transfers from reserve	0.00
	Contributions as allocated	27,500.00
NonConcessional	Personal	0.00
	Spouse	0.00
	Child	0.00
	Transfers from reserve	0.00
	Foreign superannuation fund	0.00
	Contributions as allocated	0.00
Other	CGT small business 15-year exemption	0.00
	CGT small business retirement exemption	0.00
	Government Co-Contributions	0.00
	Directed termination payment (taxed)	0.00
	Directed termination payment (untaxed)	0.00
	Personal injury election	0.00
	Downsizer Contribution	0.00
	COVID-19 Re-Contribution	0.00
	Total Other contributions	0.00

Transactions

Date	Contribution Type	Concessional	Non-Concessional	Other	Source
02/08/2022	Personal	27,500.00			manual
	Totals:	27,500.00			

Prolific Superannuation Fund
Contribution Caps
For the Period From 1 July 2022 to 30 June 2023

Mrs Dorothy Seeto

Date of Birth: 21 Feb 1946
Age: 77 (at 30/06/2023)
Status: Generally no contributions allowed, some exceptions apply

Contributions Summary

Prior Year Contributions

The 'Bring Forward Rule' was unavailable in previous 2 years; member was 65 or older	Non-Concessional
3-year cap in effect from previous years	N/A
Total non-concessional contributions in previous 2 years	N/A

Current Year Contributions	Note	Concessional	Non-Concessional
Caps	1	27,500.00	0.00
Cumulative Available Unused Cap	2	0.00	0.00
Contributions made (to this fund)	3	0.00	0.00
Contributions made (to other funds)		0.00	0.00
Contributions as allocated		0.00	0.00
Amount above caps	4	0.00	0.00
Available		27,500.00	0.00

Notes

- 1 . Total Superannuation Balance was \$1.7 million or more at 30 June 2022, member not eligible to make Non-Concessional Contributions
- 2 . Total Superannuation Balance was \$500,000 or more at 30 June 2022, member not eligible to make catch-up concessional contributions
- 3 . Excludes any unmatched deposits
- 4 . Any excess concessional contributions are treated as non-concessional

Jeffrey Ng

From: Catherine Gasking
Sent: Wednesday, 27 July 2022 1:21 PM
To: Jeffrey Ng
Subject: FW: Harold's work invoice

Follow Up Flag: Follow up
Flag Status: Flagged

fyi

From: Dorothy Seeto <dorothyseeto@gmail.com>
Sent: Monday, 25 July 2022 10:22 AM
To: Catherine Gasking <catherine@rabca.com.au>
Subject: Harold's work invoice

INVOICE

HAROLD SEETO
5 ANEMBO CRESCENT
KILLARA

Invoice Number 08/2022

For work carried out on behalf Percaster ATF and development of site at 327
Barrenjoey Road Newport.

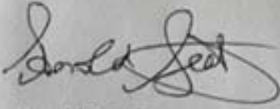
01.07.2022 to 30.07.2022

Meeting with Town Planner, Project Manager, Builders, Bank Officials,
Accountant and site visits.

Total hours worked 40 hours @ \$35/hr - \$1400

Amount due \$1400

Regards



Harold Seeto

Sent from my iPhone

Client name	PROLIFIC SUPERANNUATION FUND	Fin Accounts Prepared by	JEFFREY NG
Client code	PROLIFIC (342)	Date prepared	13-Oct-2023
Year ended	30-Jun-2023	Reviewed by	
SRN/HIN	X0064835416	Date reviewed	
Postcode	2000	Back to Cover	

Objective To ensure revenues are correctly recorded and exist

Procedure Randomly sampled items of revenue and checked with source documents, GL and bank statements

Date	Type	Company	Amount	Bank Statement
22/09/2022	Div	BHP	19,138.79	19,138.79
3/10/2022	Div	ALX	5,600.00	5,600.00
29/09/2022	Div	CBA	14,700.00	14,700.00
5/10/2022	Div	CSL	5,274.92	5,274.92
29/09/2022	Div	FMG	10,285.00	10,285.00
30/03/2023	Div	MIN	3,360.00	3,360.00
13/12/2022	Div	MQG	6,583.50	6,583.50
21/09/2022	Div	RIO	3,641.31	3,641.31
12/12/2022	Div	SOL	3,190.00	3,190.00
18/10/2022	Div	QUBE	4,000.00	4,000.00
6/10/2022	Div	WES	5,800.00	5,800.00
5/04/2023	Div	WDS	5,601.44	5,601.44

*Attach sampled source documents

Total Value of Sample	87,174.96
Total Revenue (Excl Realised & Unrealised CG + Contributions)	280,738.99
Percentage of Sample	31.05%

- 1 Correct measurement and recording of unrealised gains on changes in the net market value in accordance with AAS25.

Unrecorded revenues eg trust distributions - checked distribution statements for unrecorded income
Checked dividends declared with dividends received. Agreed to external confirmations.
Ensure that earnings were allocated using member weighted balances.

- 2 Confirmed that income is net of tax when appropriate.
- 3 Confirmed that income was earned on an arm's length basis.

Prolific Superannuation Fund
Investment Income Comparison Report
For the period 1 July 2022 to 30 June 2023

Payment Date	Income Type	Ledger Data		Diff *	Announcement Data					
		Total Income	Tax Credits+		Quantity	Held < 45 Days	Amount Per Unit	Total Income	Tax Credits+	
Cash and Cash Equivalents										
Macquarie #9570: Macquarie Bank Term Deposit #9570										
08/06/2023	Interest	6,875.00	0.00							
		<u>6,875.00</u>	<u>0.00</u>							
Total		6,875.00	0.00							
Cash At Bank										
609: Qudos Bank DIY Super										
31/07/2022	Interest	760.88	0.00							
31/08/2022	Interest	1,017.86	0.00							
30/09/2022	Interest	1,153.64	0.00							
31/10/2022	Interest	1,506.82	0.00							
30/11/2022	Interest	1,602.72	0.00							
31/12/2022	Interest	1,784.90	0.00							
31/01/2023	Interest	1,900.24	0.00							
28/02/2023	Interest	1,789.30	0.00							
31/03/2023	Interest	2,184.75	0.00							
30/04/2023	Interest	2,219.59	0.00							
31/05/2023	Interest	2,366.07	0.00							
30/06/2023	Interest	2,416.23	0.00							
		<u>20,703.00</u>	<u>0.00</u>							
610: Macquarie Bank										
29/07/2022	Interest	18.13	0.00							
31/08/2022	Interest	15.76	0.00							
30/09/2022	Interest	27.78	0.00							
31/10/2022	Interest	74.51	0.00							
30/11/2022	Interest	67.29	0.00							
30/12/2022	Interest	100.93	0.00							
31/01/2023	Interest	118.72	0.00							
28/02/2023	Interest	105.91	0.00							
31/03/2023	Interest	108.49	0.00							
28/04/2023	Interest	184.43	0.00							
31/05/2023	Interest	224.42	0.00							
30/06/2023	Interest	364.08	0.00							
		<u>1,410.45</u>	<u>0.00</u>							
MACQ: Macquarie Vision Savings Account										
29/07/2022	Interest	83.78	0.00							
31/08/2022	Interest	263.11	0.00							
30/09/2022	Interest	337.20	0.00							
31/10/2022	Interest	407.66	0.00							
30/11/2022	Interest	407.10	0.00							
30/12/2022	Interest	443.10	0.00							
31/01/2023	Interest	492.48	0.00							
28/02/2023	Interest	435.54	0.00							
31/03/2023	Interest	501.24	0.00							
28/04/2023	Interest	469.90	0.00							
31/05/2023	Interest	575.68	0.00							
30/06/2023	Interest	558.40	0.00							
		<u>4,975.19</u>	<u>0.00</u>							
Total		27,088.64	0.00							

Shares in Listed Companies

+Note: Tax Credits refer to franking credits for domestic income and foreign tax credits where the income is foreign in nature .

Prolific Superannuation Fund
Investment Income Comparison Report
For the period 1 July 2022 to 30 June 2023

Payment Date	Income Type	Ledger Data			Announcement Data					
		Total Income	Tax Credits+	Diff *	Quantity	Held < 45 Days	Amount Per Unit	Total Income	Tax Credits+	
ALX: Atlas Arteria - Fully Paid Ordinary Stapled Securities (ASX:ALX)										
21/09/2022	Distribution	0.00	0.00	*	28,000	0	0.2000	5,600.00	0.00	
03/10/2022	Dividend	5,600.00	0.00	*						
28/03/2023	Distribution	0.00	0.00	*	28,000	0	0.2000	5,600.00	0.00	
06/04/2023	Dividend	5,600.00	0.00	*						
		11,200.00	0.00					11,200.00	0.00	
BHP: BHP Group Limited - Fully Paid Ordinary (ASX:BHP)										
22/09/2022	Dividend	19,138.79	8,202.34	*	6,350	0	2.5518	16,204.18	6,944.65	
30/03/2023	Dividend	10,227.27	4,383.12		7,500	0	1.3636	10,227.27	4,383.12	
		29,366.06	12,585.46					26,431.45	11,327.77	
CBA: Commonwealth Bank of Australia. - Ordinary Fully Paid (ASX:CBA)										
29/09/2022	Dividend	14,700.00	6,300.00		7,000	0	2.1000	14,700.00	6,300.00	
30/03/2023	Dividend	14,700.00	6,300.00		7,000	0	2.1000	14,700.00	6,300.00	
		29,400.00	12,600.00					29,400.00	12,600.00	
CSL: Csl Limited - Ordinary Fully Paid (ASX:CSL)										
05/10/2022	Dividend	5,274.92	2,260.68	*	3,000	0	1.7583	5,274.92	226.07	
05/04/2023	Dividend	4,864.37	0.00		3,000	0	1.6215	4,864.37	0.00	
		10,139.29	2,260.68					10,139.29	226.07	
ELD: Elders Limited (ASX:ELD)										
16/12/2022	Dividend	2,331.00	299.70		8,325	0	0.2800	2,331.00	299.70	
22/06/2023	Dividend	1,914.75	246.18		8,325	0	0.2300	1,914.75	246.18	
		4,245.75	545.88					4,245.75	545.88	
FMG: Fortescue Metals Group Ltd (ASX:FMG)										
29/09/2022	Dividend	10,285.00	4,407.86		8,500	0	1.2100	10,285.00	4,407.86	
29/03/2023	Dividend	6,375.00	2,732.14		8,500	0	0.7500	6,375.00	2,732.14	
		16,660.00	7,140.00					16,660.00	7,140.00	
HUB: Hub24 Limited (ASX:HUB)										
14/10/2022	Dividend	750.00	321.43		6,000	0	0.1250	750.00	321.43	
18/04/2023	Dividend	840.00	360.00		6,000	0	0.1400	840.00	360.00	
		1,590.00	681.43					1,590.00	681.43	
IRE: Iress Limited (ASX:IRE)										
23/09/2022	Dividend	840.00	90.00		5,250	0	0.1600	840.00	90.00	
17/03/2023	Dividend	1,575.00	0.00		5,250	0	0.3000	1,575.00	0.00	
		2,415.00	90.00					2,415.00	90.00	
MIN: Mineral Resources Limited (ASX:MIN)										
23/09/2022	Dividend	2,800.00	1,200.00		2,800	0	1.0000	2,800.00	1,200.00	
30/03/2023	Dividend	3,360.00	1,440.00		2,800	0	1.2000	3,360.00	1,440.00	
		6,160.00	2,640.00					6,160.00	2,640.00	
MQG: Macquarie Group Limited (ASX:MQG)										
04/07/2022	Dividend	6,583.50	1,128.60		1,881	0	3.5000	6,583.50	1,128.60	
13/12/2022	Dividend	5,643.00	967.37		1,881	0	3.0000	5,643.00	967.37	
		12,226.50	2,095.97					12,226.50	2,095.97	
QUB: Qube Holdings Limited (ASX:QUB)										
18/10/2022	Dividend	4,000.00	1,714.29		100,000	0	0.0400	4,000.00	1,714.29	
13/04/2023	Dividend	3,750.00	1,607.14		100,000	0	0.0375	3,750.00	1,607.14	
		7,750.00	3,321.43					7,750.00	3,321.43	
REH: Reece Limited (ASX:REH)										
26/10/2022	Dividend	600.00	257.14		4,000	0	0.1500	600.00	257.14	
05/04/2023	Dividend	320.00	137.14		4,000	0	0.0800	320.00	137.14	

+Note: Tax Credits refer to franking credits for domestic income and foreign tax credits where the income is foreign in nature .

Prolific Superannuation Fund
Investment Income Comparison Report
For the period 1 July 2022 to 30 June 2023

Payment Date	Income Type	Ledger Data		Diff *	Announcement Data				
		Total Income	Tax Credits+		Quantity	Held < 45 Days	Amount Per Unit	Total Income	Tax Credits+
		920.00	394.28					920.00	394.28
RIO: Rio Tinto Limited - Ordinary Fully Paid (ASX:RIO)									
21/09/2022	Dividend	3,641.31	1,560.56	*					
22/09/2022	Dividend	0.00	0.00	*	949	0	3.8370	3,641.31	1,560.56
20/04/2023	Dividend	3,098.39	1,327.88		949	0	3.2649	3,098.39	1,327.88
		6,739.70	2,888.44					6,739.70	2,888.44
SHL: Sonic Healthcare Limited - Ordinary Fully Paid (ASX:SHL)									
21/09/2022	Dividend	1,830.00	784.29		3,050	0	0.6000	1,830.00	784.29
22/03/2023	Dividend	1,281.00	549.00		3,050	0	0.4200	1,281.00	549.00
		3,111.00	1,333.29					3,111.00	1,333.29
SOL: Washington H Soul Pattinson & Company Limited (ASX:SOL)									
12/12/2022	Dividend	3,190.00	1,367.14		5,500	0	0.5800	3,190.00	1,367.14
12/05/2023	Dividend	1,980.00	848.57		5,500	0	0.3600	1,980.00	848.57
		5,170.00	2,215.71					5,170.00	2,215.71
WDS: Woodside Energy Group Ltd (ASX:WDS)									
06/10/2022	Dividend	4,158.78	1,782.33	*	1,147	0	1.5995	1,834.66	786.28
05/04/2023	Dividend	5,601.44	2,400.62		2,600	0	2.1544	5,601.44	2,400.62
		9,760.22	4,182.95					7,436.10	3,186.90
WES: Wesfarmers Limited - Ordinary Fully Paid (ASX:WES)									
06/10/2022	Dividend	5,800.00	2,485.71	*	4,800	0	1.0000	4,800.00	2,057.14
28/03/2023	Dividend	5,104.00	2,187.43		5,800	0	0.8800	5,104.00	2,187.43
		10,904.00	4,673.14					9,904.00	4,244.57
Total		167,757.52	59,648.66					161,498.79	54,931.74
Stapled Securities									
CHC: Charter Hall Group - Stapled Securities Us Prohibited (ASX:CHC)									
31/08/2022	Dividend	460.00	197.14		5,000	0	0.0920	460.00	197.14
29/12/2022	Distribution	1,042.00	0.00	*	5,000	0	0.2084	1,042.00	201.00
29/06/2023	Distribution	1,085.00	0.00	*	5,000	0	0.1190	595.00	0.00
		2,587.00	197.14					2,097.00	398.14
Total		2,587.00	197.14					2,097.00	398.14
Total		0.00	0.00					0.00	0.00

+Note: Tax Credits refer to franking credits for domestic income and foreign tax credits where the income is foreign in nature .



Income & Expenditure Summary

Mr Anthony Bruce
Suite 7, Level 5
66 Hunter Street Sydney 2000

Date 1/07/2022 to 30/06/2023

From Statement: 17 (28/06/2022)
To Statement: 28 (26/06/2023)

Leesee Pty Ltd - ATF Prolific Super Fund (ID: 444)

	Jul	Aug	Sep	Oct	Nov	Dec	Jan	Feb	Mar	Apr	May	Jun	Total
OPENING BALANCE: \$0.00													
Owner Contributions	0.00	0.00	0.00	0.00	0.00	0.00	0.00	0.00	0.00	0.00	0.00	0.00	0.00

Residential Properties

38 Premier Street, NEUTRAL BAY, NSW 2089 - Common Property

Property Income

\$0.00

(GST Total: \$0.00)

Property Expenses

Council Rates

0.00	745.20	0.00	0.00	745.00	0.00	745.00	0.00	0.00	0.00	745.00	0.00	2980.20
------	--------	------	------	--------	------	--------	------	------	------	--------	------	---------

Gardening (GST Inclusive)

295.00	295.00	295.00	295.00	295.00	295.00	295.00	295.00	295.00	295.00	295.00	295.00	3540.00
--------	--------	--------	--------	--------	--------	--------	--------	--------	--------	--------	--------	---------

General Repairs and Maintenance (GST Inclusive)

0.00	385.00	0.00	0.00	0.00	0.00	0.00	0.00	0.00	0.00	0.00	0.00	385.00
------	--------	------	------	------	------	------	------	------	------	------	------	--------

Landlord Insurance (GST Inclusive)

0.00	0.00	0.00	0.00	0.00	0.00	0.00	0.00	0.00	0.00	5044.00	0.00	5044.00
------	------	------	------	------	------	------	------	------	------	---------	------	---------

Water Rates

610.66	0.00	0.00	602.96	0.00	0.00	592.10	0.00	0.00	605.06	0.00	0.00	2410.78
--------	------	------	--------	------	------	--------	------	------	--------	------	------	---------

\$14,359.98

(GST Total: \$815.39)

PROPERTY BALANCE: -\$14,359.98

(GST Balance: -\$815.39)

1/38 Premier Street, NEUTRAL BAY, NSW 2089

Property Income

Residential Rent

2060.00	2060.00	2060.00	2060.00	2060.00	2060.00	3090.00	2060.00	2060.00	2060.00	2060.00	2060.00	3230.00	26920.00
---------	---------	---------	---------	---------	---------	---------	---------	---------	---------	---------	---------	---------	----------

Report shows all transactions reported on statements created within reporting period.



Income & Expenditure Summary

	Jul	Aug	Sep	Oct	Nov	Dec	Jan	Feb	Mar	Apr	May	Jun	Total
													\$26,920.00
													<i>(GST Total: \$0.00)</i>
Property Expenses													
Fire Protection (GST Inclusive)	0.00	0.00	82.50	0.00	0.00	0.00	0.00	0.00	0.00	0.00	0.00	0.00	82.50
Lease Renewal (GST Inclusive)	0.00	0.00	0.00	0.00	0.00	0.00	0.00	0.00	0.00	0.00	99.00	0.00	99.00
Plumbing (GST Inclusive)	0.00	0.00	0.00	0.00	0.00	0.00	0.00	0.00	825.00	0.00	0.00	0.00	825.00
Residential Management Fee (GST Inclusive)	90.64	90.64	90.64	90.64	90.64	90.64	135.96	90.64	90.64	90.64	90.64	142.12	1184.48
													\$2,190.98
													<i>(GST Total: \$199.18)</i>
													PROPERTY BALANCE: \$24,729.02
													<i>(GST Balance: -\$199.18)</i>

2/38 Premier Street, NEUTRAL BAY, NSW 2089

Property Income

Residential Rent	1810.00	2540.00	1410.00	2115.00	2735.00	1345.00	2625.00	2300.00	1410.00	1492.83	2389.00	2389.00	24560.83
													\$24,560.83
													<i>(GST Total: \$0.00)</i>

Property Expenses

Appliances (GST Inclusive)	0.00	0.00	0.00	0.00	0.00	0.00	0.00	0.00	0.00	0.00	0.00	339.00	339.00
Blinds / Curtains (GST Inclusive)	0.00	0.00	0.00	0.00	0.00	0.00	0.00	0.00	0.00	0.00	923.36	0.00	923.36
Document Preparation (GST Inclusive)	0.00	0.00	0.00	0.00	0.00	0.00	0.00	0.00	0.00	55.00	0.00	0.00	55.00
Fire Protection (GST Inclusive)	109.00	0.00	0.00	0.00	0.00	0.00	0.00	0.00	0.00	0.00	0.00	0.00	109.00
General Advertising (GST Inclusive)	0.00	0.00	0.00	0.00	0.00	0.00	0.00	0.00	0.00	399.00	0.00	0.00	399.00
General Repairs and Maintenance (GST Inclusive)	0.00	0.00	0.00	0.00	0.00	0.00	0.00	0.00	0.00	162.80	0.00	0.00	162.80
Lease Renewal (GST Inclusive)	0.00	0.00	99.00	0.00	0.00	0.00	0.00	0.00	0.00	0.00	0.00	0.00	99.00
Letting Fee (GST Inclusive)	0.00	0.00	0.00	0.00	0.00	0.00	0.00	0.00	0.00	605.00	0.00	0.00	605.00
Residential Management Fee (GST Inclusive)	79.64	111.76	62.04	93.06	120.34	59.18	115.50	101.20	62.04	65.68	105.12	105.12	1080.68
													\$3,772.84

Report shows all transactions reported on statements created within reporting period.



Income & Expenditure Summary

	Jul	Aug	Sep	Oct	Nov	Dec	Jan	Feb	Mar	Apr	May	Jun	Total
													<i>(GST Total: \$342.99)</i>
PROPERTY BALANCE: \$20,787.99													
<i>(GST Balance: -\$342.99)</i>													
3/38 Premier Street, NEUTRAL BAY, NSW 2089													
Property Income													
Residential Rent	1880.00	1880.00	1880.00	1880.00	2880.00	970.00	2910.00	1940.00	1940.00	1940.00	1940.00	2910.00	24950.00
													\$24,950.00
													<i>(GST Total: \$0.00)</i>
Property Expenses													
Fire Protection (GST Inclusive)	0.00	82.50	0.00	0.00	0.00	0.00	0.00	0.00	0.00	0.00	0.00	0.00	82.50
Plumbing (GST Inclusive)	0.00	0.00	0.00	0.00	0.00	0.00	0.00	0.00	0.00	0.00	242.00	0.00	242.00
Residential Management Fee (GST Inclusive)	82.72	82.72	82.72	82.72	126.72	42.68	128.04	85.36	85.36	85.36	85.36	128.04	1097.80
													\$1,422.30
													<i>(GST Total: \$129.30)</i>
PROPERTY BALANCE: \$23,527.70													
<i>(GST Balance: -\$129.30)</i>													
Ownership Summary													
Owner Income													
													\$0.00
													<i>(GST Total: \$0.00)</i>
Owner Expenses													
Administration Fee (GST Inclusive)	3.30	3.30	3.30	3.30	3.30	3.30	3.30	3.30	3.30	3.30	3.30	3.30	39.60
End of Financial Year Summary Fee (GST Inclusive)	0.00	0.00	0.00	0.00	0.00	0.00	0.00	0.00	0.00	0.00	0.00	33.00	33.00
													\$72.60
													<i>(GST Total: \$6.60)</i>
Owner Payments													
D & H SEETO ITF PROLIFIC SUPER	4479.04	4683.88	4634.80	4887.32	6294.00	3884.20	6610.10	5724.50	4048.66	0.00	1882.21	7483.42	54612.13
													\$54,612.13
CLOSING BALANCE: \$0.00													

Report shows all transactions reported on statements created within reporting period.



BHP Group Limited
ABN 49 004 028 077

046542 015 BHP



LEESEE PTY LTD
<PROLIFIC SUPER FUND A/C>
SUITE 7 LEVEL 5 66 HUNTER
STREET
SYDNEY NSW 2000

Update Your Details:



www.computershare.com.au/investor



(within Australia) 1300 656 780
(outside Australia) +61 3 9415 4020



Computershare Investor Services Pty Limited
GPO Box 2975 Melbourne
Victoria 3001 Australia

Your Shareholding

SHARE CLASS	HOLDER NUMBER
Ordinary Shares	HIN WITHHELD
TFN/ABN STATUS	DIRECT CREDIT REF NO
Quoted	414659
RECORD DATE	PAYMENT DATE
2 September 2022	22 September 2022

You must keep this document for your tax records.

BHP Group Limited Shares

FY2022 Final Dividend Payment - Dividend Statement & Direct Credit Advice

The statement below represents your final dividend for the full year ended 30 June 2022. This dividend is paid at the rate of US\$1.75 (equivalent to A\$2.55183878) per share on your holding of fully paid ordinary shares, registered in your name and entitled to participate as at the Record Date. This dividend has been franked in Australia at a rate of 100% and the company tax rate used to determine the franking credit is 30%. All amounts are in Australian dollars, except where indicated.

Amount per Security	Number of Securities	Franked Amount	Unfranked Amount	Gross Payment
A\$2.55183878	7,500	A\$19,138.79	A\$0.00	A\$19,138.79
Net Payment				A\$19,138.79
Australian Franking Credit				A\$8,202.34

Your Payment Instruction

MACQUARIE BANK LTD
BSB: 182-512
Account Number: XXXXXXXX09


Amount Deposited

A\$19,138.79

If payment cannot be made to the above instruction, you will be issued with a cheque in the same currency as the Amount Deposited.



To start receiving your statements online simply visit www.computershare.com.au/easyupdate/bhp



Update your information:

 **Online:**
www.investorcentre.com/au/contact

 **By Mail:**
Computershare Investor Services Pty Limited
GPO Box 2975 Melbourne
Victoria 3001 Australia

Enquiries:

(within Australia) 1800 267 108
(international) +61 3 9415 4053

Holder Identification Number (HIN)

X 0064835416

ASX Code ALX
TFN/ABN Status Quoted
Record Date 23 September 2022
Payment Date 3 October 2022
Direct Credit Reference No. 814058

F 000659 000 ALX



LEESEE PTY LTD
<PROLIFIC SUPER FUND A/C>
SUITE 7 LEVEL 5 66 HUNTER
STREET
SYDNEY NSW 2000

Distribution Statement

Dear Securityholder

This payment advice is for your distribution of 20 cents per Atlas Arteria ordinary stapled security for the half year ending 30 June 2022.

Distributing Entity	Distribution per Security	Securities Held	Franked Amount	Unfranked Amount	Foreign Source Income	Capital Return	Gross Payment
ATLIX	20 cents	28,000	\$0.00	\$0.00	\$5,600.00	\$0.00	\$5,600.00
					Less withholding tax		\$0.00
					Net Payment		\$5,600.00
					Franking Credit		\$0.00

Taxation Information

Australian resident individual taxpayers should include the distribution in your tax return for the year ending 30 June 2023 in line with the income categorisation in the above table. This statement should be retained as a charge may be levied for a replacement. No additional tax summary will be provided.

This Distribution Statement and accompanying notes are not intended to be tax advice and investors should consult a professional tax adviser if necessary for completion of income tax returns.

Note 1: If you require your payment to be re-issued, you may be charged an administrative fee which will be deducted from your payment.

Your Payment Instruction

MACQUARIE BANK LTD
BSB: 182-512 Account Number: 965228109

Amount Deposited

\$5,600.00



CSL LIMITED
ABN 99 051 588 348

016012 015 CSL



LEESEE PTY LTD
<PROLIFIC SUPER FUND A/C>
SUITE 7 LEVEL 5 66 HUNTER
STREET
SYDNEY NSW 2000

Update your information:

Online:
www.computershare.com.au/easyupdate/CSL

By Mail:
Computershare Investor Services Pty Limited
GPO Box 2975 Melbourne
Victoria 3001 Australia

Enquiries:

(within Australia) 1800 646 882
(international) +61 3 9415 4178

Holder Identification Number (HIN)

HIN WITHHELD

Payment Date	5 October 2022
Record Date	7 September 2022
TFN/ABN Status	Quoted
Direct Credit Reference No.	1010970

Calculations are in US Dollars
This payment is in Australian Dollars

NOTIFICATION OF THE FINAL DIVIDEND FOR THE YEAR ENDED 30 JUNE 2022

Dear Shareholder,

We are pleased to provide you with payment of the final dividend of US\$1.18 per share. This dividend is paid on the shares registered in your name and entitled to participate as at the record date.

This dividend is franked at the rate of 10% (US\$0.118) and the company tax rate used to determine the franking credit is 30%. This means the remaining 90% of the dividend is unfranked (US\$1.062). Non-resident withholding tax is not payable on the unfranked component of the dividend as it consists entirely of Conduit Foreign Income.

For Australian resident shareholders, we have indicated whether or not your tax file number or ABN has been received and recorded as at the record date.

This dividend is converted to AU currency at the rate of US\$1.00 = AU\$1.490091

Yours sincerely
Fiona Mead
Company Secretary

FINAL DIVIDEND	RATE	NO. OF SHARES	UNFRANKED AMOUNT	FRANKED AMOUNT	FRANKING CREDIT
Ordinary Shares	US\$1.18	3,000	US\$3,186.00	US\$354.00	US\$151.71



Important Notes:

- You should retain this statement to assist you in preparing your tax return.
- The dividend amounts, franking credits and any withholding tax, where applicable, are in US Dollars. For Australian income tax reporting purposes you will need to convert these amounts to Australian Dollars using the conversion rate of US\$1.00 = AU\$1.490091.

NET DIVIDEND PAYMENT	US\$3,540.00
CONVERTED NET PAYMENT	AU\$5,274.92

288597_02_V3

BANKING INSTRUCTIONS

MACQUARIE BANK LTD
BSB: 182-512 ACCOUNT NUMBER: XXXXXXXX09

IF PAYMENT CANNOT BE MADE TO THE ABOVE ACCOUNT, THE DIVIDEND AMOUNT WILL BE WITHHELD PENDING RECEIPT OF YOUR VALID DIRECT CREDIT INSTRUCTIONS.

Easy Update

www.computershare.com.au/easyupdate/CSL

- Review & update your securityholding
- Review & update your direct credit instructions
- Supply your Tax File Number

Your secure access information is:

SRN/HIN: HIN WITHHELD

PLEASE NOTE: For security reasons it is important that you keep your SRN/HIN confidential.

Payment Advice



FORTESCUE METALS GROUP LTD
ABN: 57 002 594 872

LEESEE PTY LTD <PROLIFIC SUPER FUND A/C>
SUITE 7 LEVEL 5 66 HUNTER
STREET
SYDNEY NSW
2000

All Registry communications to:
Fortescue Metals Group Limited
Locked Bag A14, Sydney South, NSW, 1235
Telephone: 1300 554 474
ASX Code: **FMG**
Email: registrars@linkmarketservices.com.au
Website: www.linkmarketservices.com.au

DIVIDEND STATEMENT

Reference No.: X*****5416
Payment Date: 29 September 2022
Record Date: 06 September 2022

Security Description	Dividend Rate per Share	Participating Shares	Unfranked Amount	Franked Amount	Total Payment	Franking Credit
FMG - ORDINARY FULLY PAID SHARES	\$1.21	8,500	\$0.00	\$10,285.00	\$10,285.00	\$4,407.86
		Less Withholding Tax			\$0.00	
		Net Amount			AUD 10,285.00	
		Represented By:				
		Direct Credit amount			AUD 10,285.00	

BANKING INSTRUCTIONS

The amount of AUD 10,285.00 was deposited to the bank account detailed below:

MACQUARIE BANK

LEESEE PTY LTD ATF PROLIFIC SF
BSB: 182-512 ACC: *****8109

DIRECT CREDIT REFERENCE NO.: 1283943758

FRANKING INFORMATION

Franked Rate per Share	\$1.21
Franking Percentage	100%
Company Tax Rate	30%

The total amount together with the franking credit (if any) should be disclosed as assessable income in your Australian tax return.

Note: You may require this statement for taxation purposes. All investors should seek independent advice relevant to their own particular circumstances.

Please ensure your details are current by viewing and updating via the online service centre.



Mineral Resources Limited
ABN 33 118 549 910

001539 015 MIN



LEESEE PTY LTD
<PROLIFIC SUPER FUND A/C>
SUITE 7 LEVEL 5 66 HUNTER
STREET
SYDNEY NSW 2000

Update your information:

Online:
www.computershare.com.au/easyupdate/MIN

By Mail:
Computershare Investor Services Pty Limited
GPO Box 2975 Melbourne
Victoria 3001 Australia

Enquiries:

(within Australia) 1300 653 781
(international) +61 3 9415 4000

Holder Identification Number (HIN)

HIN WITHHELD

ASX Code	MIN
TFN/ABN Status	Quoted
Record Date	10 March 2023
Payment Date	30 March 2023
Direct Credit Reference No.	815244

2023 Interim Dividend

Dear Securityholder,

This payment represents an interim dividend of \$1.20 per share for the half year ended 31 December 2022. This dividend is paid on the shares registered in your name and entitled to participate as at the record date of 10 March 2023. This payment is 100% franked at the corporate tax rate of 30%.

Please register at www.computershare.com.au/easyupdate/MIN in order to update your TFN, bank account and other details online.

Derek Oelofse
Company Secretary

Class Description	Amount per Security	Number of Securities	Franked Amount	Unfranked Amount	Gross Payment
Ordinary Fully Paid Shares	\$1.20	2,800	\$3,360.00	\$0.00	\$3,360.00
				Net Payment	\$3,360.00
				Franking Credit	\$1,440.00

Note 1: You should retain this statement to assist you in preparing your tax return.

Note 2: If you require your payment to be re-issued, you may be charged an administrative fee which will be deducted from your payment.

Your Payment Instruction

MACQUARIE BANK LTD
BSB: 182-512 Account number: XXXXXX09

Amount Deposited

AUD\$3,360.00



Macquarie Group Limited
ABN 94 122 169 279

MACQUARIE

All Registry communications to:
Link Market Services Limited
Locked Bag A14
Sydney South NSW 1235 Australia
Telephone: +61 1300 554 096
Email: macquarie@linkmarketservices.com.au
Website: www.linkmarketservices.com.au



015 020439

LEESEE PTY LTD
<PROLIFIC SUPER FUND A/C>
SUITE 7 LEVEL 5 66 HUNTER
STREET
SYDNEY NSW 2000

Dividend Statement

ASX Code: MQG
Payment Date: 13 December 2022
Record Date: 8 November 2022
SRN/HIN: X*****5416
TFN/ABN Status: Quoted

Dear Shareholder,

This dividend statement is for your Macquarie Group Limited interim ordinary dividend for the six months ended 30 September 2022.

This dividend is franked at 40% at the Australian corporate tax rate of 30%. Macquarie Group Limited declares the whole of the unfranked amount to be conduit foreign income.

Description	Dividend Rate per share \$	Shares Held	Unfranked Amount \$	Franked Amount \$	Gross Amount \$	Franking Credits \$
Ordinary Shares	3.00	1,881	3,385.80	2,257.20	5,643.00	967.37

DIVIDEND REMITTED TO:

MACQUARIE BANK
1 SHELLEY STREET
SYDNEY NSW 2000
BSB: ***-512
ACC: *****8109
Account Name: LEESEE PTY LTD ATF PROLIFIC SF
Direct Credit Reference No.: 001285934127

Amount Deposited
\$5,643.00

IMPORTANT INFORMATION

See overleaf for instructions on how to update your details online.

**This statement contains important information to assist you in preparing any tax returns you may be required to lodge.
Please retain this statement for taxation purposes as a charge may be levied for replacement.**



013067 015 RIO



LEESEE PTY LTD
<PROLIFIC SUPER FUND A/C>
SUITE 7 LEVEL 5 66 HUNTER
STREET
SYDNEY NSW 2000

Dividend Statement

Holder Identification Number	X0064835416
Record Date	12 August 2022
Payable Date	22 September 2022
Half Year Ended	30 June 2022
Tax File Number	Quoted
Shareholding	949
AUD Dividend Rate Per Share	383.70 cents
AUD Franked Dividend Payable	\$3,641.31
AUD Unfranked Dividend Payable	\$0.00
AUD Franking Credits	\$1,560.56
AUD Tax Withheld	\$0.00
AUD Dividend Amount	\$3,641.31

Shareholder helpline number: 1800 813 292
New Zealand holders: 0800 450 740
International shareholders: +61 (3) 9415 4030
www.investorcentre.com/rio
Computershare Investor Services Pty Ltd, GPO Box 2975, Melbourne VIC 3001 Australia

Dividend advice - Interim dividend for the half year ended 30 June 2022

Dear shareholder,

On 27 July 2022 Rio Tinto declared a 2022 interim dividend of 383.70 Australian cents per share (equivalent to 267.00 US cents). A payment has been made to your nominated bank account in accordance with your details shown below.

The dividend is payable on ordinary shares registered in your name and entitled to participate as at the record date of 12 August 2022. For income tax purposes this dividend is fully franked (100 per cent) at the tax rate of 30 per cent.

Yours sincerely

Tim Paine
Joint Company Secretary

BANKING INSTRUCTION
MACQUARIE BANK LTD
BSB: 182-512 ACC: 965228109

Date Payable: 22 September 2022
Payment Amount: \$3,641.31

Please retain this dividend statement for your records.

Manage your holdings online: Register at www.investorcentre.com/rio

Elect direct credit payment and electronic communications at Investor Centre, our free self-service website is available 24/7. Manage your shareholdings online, the easy way!

View any outstanding payments



Change payment options



Switch to ecommunications



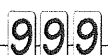
View your Shareholding



Change your address



Update your TFN





WASHINGTON H SOUL PATTINSON AND COMPANY LIMITED
ABN 49 000 002 728

007629 000 SOL



LEESEE PTY LTD
<PROLIFIC SUPER FUND A/C>
SUITE 7 LEVEL 5 66 HUNTER
STREET
SYDNEY NSW 2000

Update your Information:

Online:
www.computershare.com.au/easyupdate/SOL

By Mail:
Computershare Investor Services Pty Limited
GPO Box 2975 Melbourne
Victoria 3001 Australia

Enquiries:

(within Australia) 1300 855 080
(international) +61 3 9415 4000

Holder Identification Number (HIN)

HIN WITHHELD

ASX Code	SOL
Record Date	21 November 2022
Payment Date	12 December 2022
Direct Credit Reference No.	829929

2022 Final and Special Dividend

Dear Shareholder,

The payment below represents a final dividend of 43 cents per share and a special dividend of 15 cents per share for the period ended 31 July 2022. These dividends are paid on the number of shares registered in your name and entitled to participate as at the record date of 21 November 2022. This payment is 100% franked at the corporate tax rate of 30%.

Please register at www.computershare.com.au/easyupdate/sol in order to update your TFN, bank account and other details online.

Ida Lawrance
Company Secretary

Class Description	Amount per Share	Number of Shares	Franked Amount	Unfranked Amount	Gross Payment
Ordinary Shares	58 cents	5,500	\$3,190.00	\$0.00	\$3,190.00
				Net Payment	\$3,190.00
				Franking Credit	\$1,367.14

Note 1: You should retain this statement to assist you in preparing your tax return.


Note 2: If you require your payment to be re-issued, you may be charged an administrative fee which will be deducted from your payment.

Your Payment Instruction

MACQUARIE BANK LTD
BSB: 182-512 Account number: XXXXXX09


Amount Deposited

AUD\$3,190.00



Update your information:

 **Online:**
www.computershare.com.au/easyupdate/qub

 **By Mail:**
Computershare Investor Services Pty Limited
GPO Box 2975 Melbourne
Victoria 3001 Australia

Enquiries:

(within Australia) 1300 850 505
(international) +61 3 9415 4000

Holder Identification Number (HIN)

X 0064835416

ASX Code	QUB
TFN/ABN Status	Quoted
Record Date	20 September 2022
Payment Date	18 October 2022
Direct Credit Reference No.	812866



┌ 000825 015 QUB



LEESEE PTY LTD
<PROLIFIC SUPER FUND A/C>
SUITE 7 LEVEL 5 66 HUNTER
STREET
SYDNEY NSW 2000

Final and Special Dividend for the Year Ended 30 June 2022

Dear Securityholder,

This payment comprises a final dividend of 3.3 cents per share and a special dividend of 0.7 cents per share for the year ended 30 June 2022. These dividends are paid on the shares registered in your name and entitled to participate as at the record date of 20 September 2022. This payment is 100% franked at the Australian corporate tax rate of 30%.

Class Description	Amount per Security	Number of Securities	Franked Amount	Unfranked Amount	Gross Payment
Ordinary Shares	4 cents	100,000	\$4,000.00	\$0.00	\$4,000.00
				Net Payment	\$4,000.00
				Franking Credit	\$1,714.29

Important Notes:

- If you did not provide your Tax File Number or Australian Business Number (or other relevant exemption details) by the record date then, to the extent a dividend is not fully franked, withholding tax must by law be deducted from your payment.
- To update your details online, please go to: www.computershare.com.au/easyupdate/qub.
- You should retain this statement to assist you in preparing your tax return. A fee will be charged for a replacement statement.

Your Payment Instruction

MACQUARIE BANK LTD
BSB: 182-512 Account number: 965228109

Amount Deposited

AUD\$4,000.00

Private and Confidential

028497 015 WES



LEESEE PTY LTD
 <PROLIFIC SUPER FUND A/C>
 SUITE 7 LEVEL 5 66 HUNTER
 STREET
 SYDNEY NSW 2000

Holder Identification Number (HIN)
HIN WITHHELD

Record Date	1 September 2022
Payment Date	6 October 2022
TFN/ABN Status	Quoted
Direct Credit Ref. No.	1056365
ASX Code	WES

Final Dividend

The statement below represents your final dividend for the year ended 30 June 2022. The dividend is fully-franked (100 per cent) for Australian income tax purposes at the corporate tax rate of 30 per cent.

Class Description	Amount per Security	Number of Securities	Franked Amount	Unfranked Amount	Gross Payment	Franking Credit
Ordinary Shares	A\$1.00	5,800	A\$5,800.00	A\$0.00	A\$5,800.00	A\$2,485.71
Total			A\$5,800.00	A\$0.00	A\$5,800.00	A\$2,485.71
Net Payment					A\$5,800.00	

Important Notes

1. You should retain this statement to assist you in preparing your tax return.
2. Shareholders should obtain their own professional advice on the tax implications of this dividend.

Non-Resident Shareholders

The Franked Amount is not subject to withholding tax.
 New Zealand imputation credits are not attached to this dividend.




To make the switch to online communications or to update your securityholder information in a fast, secure and environmentally friendly way visit www.computershare.com.au/easyupdate/wes.



Your Payment Instruction

MACQUARIE BANK LTD
 BSB: 182-512 Account number: XXXXXX09

Amount Deposited
A\$5,800.00



Update Your Information:

www.investorcentre.com/wds



Computershare Investor Services Pty Limited
GPO Box 2975 Melbourne
Victoria 3001 Australia



1300 558 507 (within Australia)
+61 3 9415 4632 (outside Australia)



052996 015 WDS



LEESEE PTY LTD
<PROLIFIC SUPER FUND A/C>
SUITE 7 LEVEL 5 66 HUNTER
STREET
SYDNEY NSW 2000

Holder Identification Number (HIN)

X 0064835416

ASX Code	WDS
TFN/ABN Status	Quoted
Record Date	9 March 2023
Payment Date	5 April 2023
Direct Credit Reference No.	901920

DIVIDEND STATEMENT

The statement below represents your final dividend for the full year ended 31 December 2022. This dividend is paid at the rate of US\$1.44 (equivalent to A\$2.15439856) per share on your holding of fully paid ordinary shares, registered in your name and eligible as at the record date 9 March 2023.

This dividend is fully franked (100%) at the tax rate of 30%.

Class Description	Amount per Security	Number of Securities	Franked Amount	Unfranked Amount	Total Payment
Ordinary Shares	A\$2.15439856	2,600	A\$5,601.44	A\$0.00	A\$5,601.44
Net Payment					A\$5,601.44
Australian Franking Credit					A\$2,400.62

PLEASE CONSIDER RECEIVING ONLINE SHAREHOLDER COMMUNICATIONS

Shareholders who receive online communications enjoy the benefits of quick and convenient communications including notifications of company results. Online communications are fast, secure and environmentally friendly. To make the switch, or to update your securityholder information, please see reverse of this advice.

Important Notes:

1. You should retain this statement to assist you in preparing your tax return.
2. If you require a replacement payment for any of your dividend payments, you may be charged a fee to cover the costs to reissue such payments.

YOUR PAYMENT INSTRUCTION

MACQUARIE BANK LTD
BSB: 182-512 Account number: 965228109

Amount Deposited
A\$5,601.44

If payment cannot be made to the above account, the dividend amount will be withheld pending receipt of your valid direct credit instructions.

All Registry communications to:
Link Market Services Limited
Locked Bag A14, Sydney South, NSW 1235
Enquiries (within Australia): 1300 303 063
(outside Australia): +61 1300 303 063
ASX Code: CHC
Email: charterhall@linkmarketservices.com.au
Website: www.linkmarketservices.com.au



Charter Hall Limited
ABN 57 113 531 150
Charter Hall Funds Management Limited
ABN 31 082 991 786 AFSL 262861
As responsible entity for Charter Hall Property Trust
ARSN 113 339 147

**DISTRIBUTION/DIVIDEND ADVICE
DIRECT CREDIT**



015 001791

LEESEE PTY LTD
<PROLIFIC SUPER FUND A/C>
SUITE 7 LEVEL 5 66 HUNTER
STREET
SYDNEY NSW 2000

Holder Identification Number (HIN): X*****5416
Payment date: 31 August 2023
Record date: 30 June 2023
TFN/ABN Status: Quoted

Distribution and Dividend statement for the six month period ended 30 June 2023

Security description	Amount per stapled security	Number of stapled security	Distribution Amount	Unfranked dividend amount	Franked dividend amount	Franking Credit	Total gross Amount
CHC - Stapled Securities	21.70 cents	5,000	\$595.00	\$0.00	\$490.00	\$210.00	\$1,085.00
Net distribution							\$1,085.00

This payment represents a distribution amount of 11.9 cents and a dividend amount of 9.8 cents. This dividend is fully franked at the company tax rate of 30%.

Notes to Charter Hall Group (CHC) distribution and dividend statement

- (a) Please note the Distribution Reinvestment Plan (DRP) is not applicable to this distribution.
(b) Trust Distribution Income is taxable in the year of entitlement rather than the tax year of receipt. Dividend Income is taxable in the year of receipt. All distributions are calculated in Australian dollars and withholding tax has been deducted where applicable.

Note for custodians and other intermediaries

Charter Hall Property Trust (CHPT) is a Managed Investment Trust and has given notice for purposes of the 'fund payment' rules in Schedule 1 of the Taxation Administration Act 1953. The notice has been placed on CHC's website at charterhall.com.au.

Further Information

If you require further information on your holding, please contact Link Market Services Limited on the above contact details.

We recommend you seek professional advice if you have questions about your personal tax position.

This statement contains important information; please retain this statement for taxation purposes as a charge may be levied for a replacement.

Banking Instructions

Net distribution of \$1,085.00 was credited to the following bank account:

MACQUARIE BANK
ACCOUNT NAME: LEESEE PTY LTD ATF PROLIFIC SF
BSB: 182-512 ACC: *****8109
DIRECT CREDIT REFERENCE.: 001300176383

166483015049

ADVICE ONLY

All Registry communications to:
Link Market Services Limited
Locked Bag A14, Sydney South, NSW 1235
Enquiries (within Australia): 1300 303 063
(outside Australia): +61 1300 303 063
ASX Code: CHC
Email: charterhall@linkmarketservices.com.au
Website: www.linkmarketservices.com.au



Charter Hall Limited
ABN 57 113 531 150
Charter Hall Funds Management Limited
ABN 31 082 991 786 AFSL 262861
As responsible entity for Charter Hall Property Trust
ARSN 113 339 147

**DISTRIBUTION/DIVIDEND ADVICE
DIRECT CREDIT**



015 001779

LEESEE PTY LTD
<PROLIFIC SUPER FUND A/C>
SUITE 7 LEVEL 5 66 HUNTER
STREET
SYDNEY NSW 2000

Holder Identification Number (HIN): X*****5416
Payment date: 28 February 2023
Record date: 30 December 2022
TFN/ABN Status: Quoted

Distribution & Dividend statement for the six month period ended 31 December 2022

Security description	Amount per stapled security	Number of stapled security	Distribution Amount	Unfranked dividend amount	Franked dividend amount	Franking Credit	Total gross Amount
CHC - Stapled Securities	20.84 cents	5,000	\$573.00	\$0.00	\$469.00	\$201.00	\$1,042.00
Net distribution							\$1,042.00

This payment represents a distribution amount of 11.46 cents and a dividend amount of 9.38 cents. This dividend is fully franked at the company tax rate of 30%.

Please note the Distribution Reinvestment Plan (DRP) is not applicable to this distribution.

Trust Distribution Income is taxable in the year of entitlement rather than the tax year of receipt. Dividend Income is taxable in the year of receipt. All distributions are calculated in Australian dollars and withholding tax has been deducted where applicable.

Note for custodians and other intermediaries

Charter Hall Property Trust (CHPT) is a Managed Investment Trust and has given notice for purposes of the 'fund payment' rules in Schedule 1 of the Taxation Administration Act 1953. The notice has been placed on CHC's website at charterhall.com.au.

Further Information

If you require further information on your holding, please contact Link Market Services Limited on the above contact details.

We recommend you seek professional advice if you have questions about your personal tax position.

This statement contains important information; please retain this statement for taxation purposes as a charge may be levied for a replacement.

Banking Instructions

Net distribution of \$1,042.00 was credited to the following bank account:

MACQUARIE BANK
ACCOUNT NAME: LEESEE PTY LTD ATF PROLIFIC SF
BSB: 182-512 ACC: *****8109
DIRECT CREDIT REFERENCE.: 001289714486


166483015049

ADVICE ONLY



Update your information:

 **Online:**
www.investorcentre.com/au/contact

 **By Mail:**
Computershare Investor Services Pty Limited
GPO Box 2975 Melbourne
Victoria 3001 Australia

Enquiries:

(within Australia) 1800 267 108
(international) +61 3 9415 4053

Holder Identification Number (HIN)

HIN WITHHELD

ASX Code	ALX
TFN/ABN Status	Quoted
Record Date	29 March 2023
Payment Date	6 April 2023
Direct Credit Reference No.	813770

000590 000 ALX



LEESEE PTY LTD
<PROLIFIC SUPER FUND A/C>
SUITE 7 LEVEL 5 66 HUNTER
STREET
SYDNEY NSW 2000

Distribution Statement

Dear Securityholder

This payment advice is for your distribution of 20 cents per Atlas Arteria ordinary stapled security for the half year ending 31 December 2022.

Distributing Entity	Distribution per Security	Securities Held	Franked Amount	Unfranked Amount	Foreign Source Income	Capital Return	Gross Payment
ATLIX	20 cents	28,000	\$0.00	\$0.00	\$5,600.00	\$0.00	\$5,600.00
Less withholding tax							\$0.00
Net Payment							\$5,600.00
Franking Credit							\$0.00

Taxation Information

Australian resident individual taxpayers should include the distribution in your tax return for the year ending 30 June 2023 in line with the income categorisation in the above table. This statement should be retained as a charge may be levied for a replacement. No additional tax summary will be provided.

This Distribution Statement and accompanying notes are not intended to be tax advice and investors should consult a professional tax adviser if necessary for completion of income tax returns.

Note: If you require your payment to be re-issued, you may be charged an administrative fee which will be deducted from your payment.

Your Payment Instruction

MACQUARIE BANK LTD
BSB: 182-512 Account Number: XXXXXXXX09

Amount Deposited

\$5,600.00

Client name	PROLIFIC SUPERANNUATION FUND	Fin Accounts Prepared by	JEFFREY NG
Client code	PROLIFIC (342)	Date prepared	13-Oct-2023
Year ended	30/06/2023	Reviewed by	
SRN/HIN	X0064835416	Date reviewed	
Postcode	2000	Back to Cover	

Objective To ensure expenditures are correctly recorded and exists

Procedures Randomly sampled items of expenditures and check with source documents, general ledger and bank statements.

Date	Company	GL	Bank Statement	Source Documents*
30/06/2023	ATO Super Levy 2023	259.00	259.00	259.00
30/06/2023	38 Premier Rent (total rental property expenses)	40,708.00	40,708.00	40,708.00
9/11/2022	Accountancy Fee	7,700.00	7,700.00	7,700.00
4/11/2022	Auditor Fee	385.00	385.00	385.00
			-	-
			-	-

* Attached source documents here

Total Value of Sample	49,052.00
Total Expenses	49,138.62
Sampling Percentage	99.82%

- 1 Agreed to external source documents.
- 2 Agreed that expenditures were reasonable and incurred by the super fund.

Insurance

- 3 Did super fund provide life insurance for members?
- 4 If yes, obtain a copy of policy and certificate of currency to ensure that insurance premiums have been paid.
- 5 Ensure that the policy owner is in the name of the super fund.



OWNERSHIP STATEMENT #17 - Leese Pty Ltd - ATF Prolific Super Fund

Mr Anthony Bruce
Suite 7, Level 5
66 Hunter Street, Sydney, 2000

STATEMENT PERIOD	28/06/2022 - 25/07/2022
OWNERSHIP ID:	444
OPENING BALANCE:	\$0.00
CLOSING BALANCE:	\$0.00
OWNERSHIP PAYMENT:	\$4,479.04

TAX INVOICE

RENT INCOME SUMMARY FOR PERIOD

Property	Tenancy	Rent Period Amount	Paid From Paid To	Effective Date	Part Payment	PAID
38 Premier Street	VACANT	N/A	N/A	N/A		\$0.00
1/38 Premier Street	Ursula Cusack	\$1,030.00/F	13/07/22 - 09/08/22	09/08/22	\$0.00	\$2,060.00
2/38 Premier Street	Darcie Redman & Sarth Suri	\$960.00/F	27/06/22 - 10/07/22	22/07/22	\$850.00	\$1,810.00
3/38 Premier Street	Louisa Colley Hart	\$940.00/F	08/07/22 - 04/08/22	04/08/22	\$0.00	\$1,880.00
Total rent for period						TOTAL \$5,750.00

PROPERTY INCOME, EXPENSES & OWNERSHIP SUMMARY

Date	Property	Description	GST Paid	MONEY OUT	MONEY IN
15/07/2022	38 Premier Street	Green Thumb Landscapes (Inv: 0133) Gardening - Gardening	\$26.82	\$295.00	
21/07/2022	38 Premier Street	Sydney Water Corporation (BPAY Ref: 32978600008) Water rates Jul-Sep + usage	\$0.00	\$610.66	
21/07/2022	2/38 Premier Street	Smoke Alarms Australia (Inv: 2612647) Annual smoke alarm service - Fire Protection	\$9.91	\$109.00	
SUBTOTAL				\$1,014.66	\$0.00
Total for property expenses & ownership summary				TOTAL	-\$1,014.66

TOTAL FEES PAID/CREDITED IN PERIOD

Fee	GST Paid	MONEY OUT	MONEY IN
Administration Fee	\$0.30	\$3.30	
Residential Management Fee	\$23.00	\$253.00	
SUBTOTAL		\$256.30	\$0.00
Total fees paid in period		TOTAL	-\$256.30



OWNERSHIP PAYMENTS

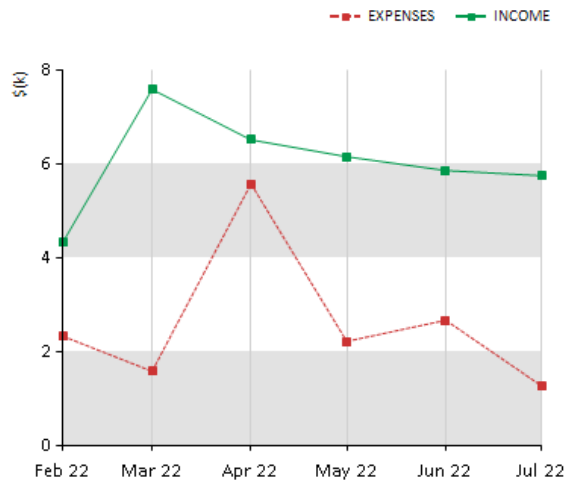
Date	Description	MONEY OUT	MONEY IN
25/07/2022	EFT to account D & H SEETO ITF PROLIFIC SUPER Indue Ltd (704-865 XXXX 9627)	\$4,479.04	
SUBTOTAL		\$4,479.04	\$0.00
Total ownership payments		TOTAL	-\$4,479.04

CLOSING (CARRIED FORWARD) BALANCE

TOTAL		\$0.00
--------------	--	---------------

STATEMENT HISTORY

EXPENSES VS INCOME (6 MONTHS)



PAYMENT HISTORY (6 MONTHS)

	EXPENSES	INCOME	PAYMENTS
Feb 22	\$2,330.89	\$4,327.01	\$1,996.12
Mar 22	\$1,581.36	\$7,590.00	\$3,158.64
Apr 22	\$5,577.00	\$6,514.29	\$1,083.00
May 22	\$2,218.98	\$6,154.26	\$4,189.57
Jun 22	\$2,669.44	\$5,860.00	\$5,640.56
Jul 22	\$1,270.96	\$5,750.00	\$4,479.04
AVERAGE	\$2,608.11	\$6,032.59	\$3,424.49



OWNERSHIP STATEMENT #18 - Leese Pty Ltd - ATF Prolific Super Fund

Mr Anthony Bruce
Suite 7, Level 5
66 Hunter Street, Sydney, 2000

STATEMENT PERIOD	25/07/2022 - 25/08/2022
OWNERSHIP ID:	444
OPENING BALANCE:	\$0.00
CLOSING BALANCE:	\$0.00
OWNERSHIP PAYMENT:	\$4,683.88

TAX INVOICE

RENT INCOME SUMMARY FOR PERIOD

Property	Tenancy	Rent Period Amount	Paid From Paid To	Effective Date	Part Payment	PAID
38 Premier Street	VACANT	N/A	N/A	N/A		\$0.00
1/38 Premier Street	Ursula Cusack	\$1,030.00/F	10/08/22 - 06/09/22	06/09/22	\$0.00	\$2,060.00
2/38 Premier Street	Darcie Redman & Sarth Suri	\$960.00/F	11/07/22 - 21/08/22	28/08/22	\$510.00	\$2,540.00
3/38 Premier Street	Louisa Colley Hart	\$940.00/F	05/08/22 - 01/09/22	01/09/22	\$0.00	\$1,880.00
Total rent for period						TOTAL \$6,480.00

PROPERTY INCOME, EXPENSES & OWNERSHIP SUMMARY

Date	Property	Description	GST Paid	MONEY OUT	MONEY IN
09/08/2022	38 Premier Street	North Sydney Council (BPAY Ref: 188451) Council rates 22/23 1st instalment	\$0.00	\$745.20	
09/08/2022	38 Premier Street	Green Thumb Landscapes (Inv: 0134) Gardening - Gardening	\$26.82	\$295.00	
09/08/2022	3/38 Premier Street	Smoke Alarms Australia (Inv: 2179526) Annual subscription fee - Fire Protection	\$7.50	\$82.50	
09/08/2022	38 Premier Street	Gutter Care (Inv: 04356) Roof and Gutter Clean - General Repairs and Maintenance	\$35.00	\$385.00	
SUBTOTAL				\$1,507.70	\$0.00
Total for property expenses & ownership summary				TOTAL	-\$1,507.70

TOTAL FEES PAID/CREDITED IN PERIOD

Fee	GST Paid	MONEY OUT	MONEY IN
Administration Fee	\$0.30	\$3.30	
Residential Management Fee	\$25.92	\$285.12	
SUBTOTAL		\$288.42	\$0.00
Total fees paid in period		TOTAL	-\$288.42



OWNERSHIP PAYMENTS

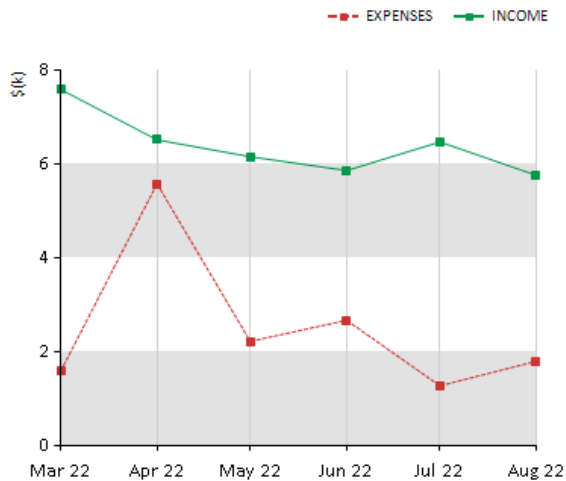
Date	Description	MONEY OUT	MONEY IN
25/08/2022	EFT to account D & H SEETO ITF PROLIFIC SUPER Indue Ltd (704-865 XXXX 9627)	\$4,683.88	
SUBTOTAL		\$4,683.88	\$0.00
Total ownership payments		TOTAL	-\$4,683.88

CLOSING (CARRIED FORWARD) BALANCE

TOTAL		\$0.00
--------------	--	---------------

STATEMENT HISTORY

EXPENSES VS INCOME (6 MONTHS)



PAYMENT HISTORY (6 MONTHS)

	EXPENSES	INCOME	PAYMENTS
Mar 22	\$1,581.36	\$7,590.00	\$3,158.64
Apr 22	\$5,577.00	\$6,514.29	\$1,083.00
May 22	\$2,218.98	\$6,154.26	\$4,189.57
Jun 22	\$2,669.44	\$5,860.00	\$5,640.56
Jul 22	\$1,270.96	\$6,470.00	\$4,479.04
Aug 22	\$1,796.12	\$5,760.00	\$4,683.88
AVERAGE	\$2,518.98	\$6,391.43	\$3,872.45



OWNERSHIP STATEMENT #19 - Leese Pty Ltd - ATF Prolific Super Fund

Mr Anthony Bruce
 Suite 7, Level 5
 66 Hunter Street, Sydney, 2000

STATEMENT PERIOD	25/08/2022 - 26/09/2022
OWNERSHIP ID:	444
OPENING BALANCE:	\$0.00
CLOSING BALANCE:	\$0.00
OWNERSHIP PAYMENT:	\$4,634.80

TAX INVOICE

RENT INCOME SUMMARY FOR PERIOD

Property	Tenancy	Rent Period Amount	Paid From Paid To	Effective Date	Part Payment	PAID
38 Premier Street	VACANT	N/A	N/A	N/A		\$0.00
1/38 Premier Street	Ursula Cusack	\$1,030.00/F	07/09/22 - 04/10/22	04/10/22	\$0.00	\$2,060.00
2/38 Premier Street	Darcie Redman & Sarth Suri	\$960.00/F	22/08/22 - 18/09/22	18/09/22	\$0.00	\$1,410.00
3/38 Premier Street	Louisa Colley Hart	\$940.00/F	02/09/22 - 29/09/22	29/09/22	\$0.00	\$1,880.00
Total rent for period						TOTAL \$5,350.00

PROPERTY INCOME, EXPENSES & OWNERSHIP SUMMARY

Date	Property	Description	GST Paid	MONEY OUT	MONEY IN
08/09/2022	38 Premier Street	Green Thumb Landscapes (Inv: 0135) Gardening - Gardening	\$26.82	\$295.00	
23/09/2022	1/38 Premier Street	Smoke Alarms Australia (Inv: 2216801) Annual subscription fee - Fire Protection	\$7.50	\$82.50	
SUBTOTAL				\$377.50	\$0.00
Total for property expenses & ownership summary				TOTAL	-\$377.50

TOTAL FEES PAID/CREDITED IN PERIOD

Fee	GST Paid	MONEY OUT	MONEY IN
Administration Fee	\$0.30	\$3.30	
Lease Renewal	\$9.00	\$99.00	
Residential Management Fee	\$21.40	\$235.40	
SUBTOTAL		\$337.70	\$0.00
Total fees paid in period		TOTAL	-\$337.70

OWNERSHIP PAYMENTS

Date	Description	MONEY OUT	MONEY IN
------	-------------	-----------	----------



26/09/2022 EFT to account D & H SEETO ITF PROLIFIC SUPER
 Indue Ltd (704-865 XXXX 9627)

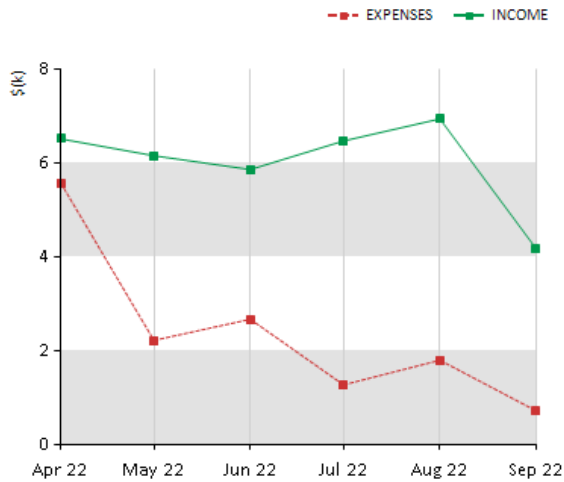
\$4,634.80	
-------------------	--

SUBTOTAL	\$4,634.80	\$0.00
Total ownership payments	TOTAL	-\$4,634.80

CLOSING (CARRIED FORWARD) BALANCE		
	TOTAL	\$0.00

STATEMENT HISTORY

EXPENSES VS INCOME (6 MONTHS)



PAYMENT HISTORY (6 MONTHS)

	EXPENSES	INCOME	PAYMENTS
Apr 22	\$5,577.00	\$6,514.29	\$1,083.00
May 22	\$2,218.98	\$6,154.26	\$4,189.57
Jun 22	\$2,669.44	\$5,860.00	\$5,640.56
Jul 22	\$1,270.96	\$6,470.00	\$4,479.04
Aug 22	\$1,796.12	\$6,940.00	\$4,683.88
Sep 22	\$715.20	\$4,170.00	\$4,634.80
AVERAGE	\$2,374.62	\$6,018.09	\$4,118.48



OWNERSHIP STATEMENT #20 - Leese Pty Ltd - ATF Prolific Super Fund

Mr Anthony Bruce
 Suite 7, Level 5
 66 Hunter Street, Sydney, 2000

STATEMENT PERIOD	26/09/2022 - 25/10/2022
OWNERSHIP ID:	444
OPENING BALANCE:	\$0.00
CLOSING BALANCE:	\$0.00
OWNERSHIP PAYMENT:	\$4,887.32

TAX INVOICE

RENT INCOME SUMMARY FOR PERIOD

Property	Tenancy	Rent Period Amount	Paid From Paid To	Effective Date	Part Payment	PAID	
38 Premier Street	VACANT	N/A	N/A	N/A		\$0.00	
1/38 Premier Street	Ursula Cusack	\$1,030.00/F	05/10/22 - 01/11/22	01/11/22	\$0.00	\$2,060.00	
2/38 Premier Street	Darcie Redman & Sarth Suri	\$980.00/F	19/09/22 - 16/10/22	18/10/22	\$155.00	\$2,115.00	
<i>Rent changed from \$960.00 Fortnightly to \$980.00 Fortnightly, effective from 19/09/2022</i>							
3/38 Premier Street	Louisa Colley Hart	\$940.00/F	30/09/22 - 27/10/22	27/10/22	\$0.00	\$1,880.00	
Total rent for period						TOTAL	\$6,055.00

PROPERTY INCOME, EXPENSES & OWNERSHIP SUMMARY

Date	Property	Description	GST Paid	MONEY OUT	MONEY IN
13/10/2022	38 Premier Street	Sydney Water Corporation (BPAY Ref: 32978600008) Water rates Oct-Dec	\$0.00	\$602.96	
13/10/2022	38 Premier Street	Green Thumb Landscapes (Inv: 0137) Gardening - Gardening	\$26.82	\$295.00	
SUBTOTAL				\$897.96	\$0.00
Total for property expenses & ownership summary				TOTAL	-\$897.96

TOTAL FEES PAID/CREDITED IN PERIOD

Fee	GST Paid	MONEY OUT	MONEY IN
Administration Fee	\$0.30	\$3.30	
Residential Management Fee	\$24.22	\$266.42	
SUBTOTAL		\$269.72	\$0.00
Total fees paid in period		TOTAL	-\$269.72

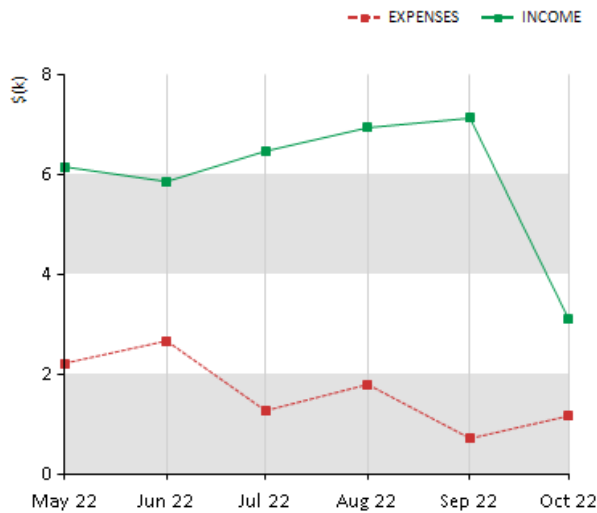
OWNERSHIP PAYMENTS



Date	Description	MONEY OUT	MONEY IN
25/10/2022	EFT to account D & H SEETO ITF PROLIFIC SUPER Indue Ltd (704-865 XXXX 9627)	\$4,887.32	
SUBTOTAL		\$4,887.32	\$0.00
Total ownership payments		TOTAL	-\$4,887.32
CLOSING (CARRIED FORWARD) BALANCE			
		TOTAL	\$0.00

STATEMENT HISTORY

EXPENSES VS INCOME (6 MONTHS)



PAYMENT HISTORY (6 MONTHS)

	EXPENSES	INCOME	PAYMENTS
May 22	\$2,218.98	\$6,154.26	\$4,189.57
Jun 22	\$2,669.44	\$5,860.00	\$5,640.56
Jul 22	\$1,270.96	\$6,470.00	\$4,479.04
Aug 22	\$1,796.12	\$6,940.00	\$4,683.88
Sep 22	\$715.20	\$7,130.00	\$4,634.80
Oct 22	\$1,167.68	\$3,095.00	\$4,887.32
AVERAGE	\$1,639.73	\$5,941.54	\$4,752.53



OWNERSHIP STATEMENT #21 - Leese Pty Ltd - ATF Prolific Super Fund

Mr Anthony Bruce
Suite 7, Level 5
66 Hunter Street, Sydney, 2000

STATEMENT PERIOD	25/10/2022 - 25/11/2022
OWNERSHIP ID:	444
OPENING BALANCE:	\$0.00
CLOSING BALANCE:	\$0.00
OWNERSHIP PAYMENT:	\$6,294.00

TAX INVOICE

RENT INCOME SUMMARY FOR PERIOD

Property	Tenancy	Rent Period Amount	Paid From Paid To	Effective Date	Part Payment	PAID
38 Premier Street	VACANT	N/A	N/A	N/A		\$0.00
1/38 Premier Street	Ursula Cusack	\$1,030.00/F	02/11/22 - 29/11/22	29/11/22	\$0.00	\$2,060.00
2/38 Premier Street	Darcie Redman & Sarth Suri	\$980.00/F	17/10/22 - 13/11/22	26/11/22	\$930.00	\$2,735.00
3/38 Premier Street	Louisa Colley Hart	\$970.00/F	28/10/22 - 08/12/22	08/12/22	\$0.00	\$2,880.00
<i>Rent changed from \$940.00 Fortnightly to \$970.00 Fortnightly, effective from 11/11/2022</i>						
Total rent for period						TOTAL \$7,675.00

PROPERTY INCOME, EXPENSES & OWNERSHIP SUMMARY

Date	Property	Description	GST Paid	MONEY OUT	MONEY IN
11/11/2022	38 Premier Street	Green Thumb Landscapes (Inv: 0138) Gardening - Gardening	\$26.82	\$295.00	
11/11/2022	38 Premier Street	North Sydney Council (BPAY Ref: 188451) Council rates 22/23 2nd instalment	\$0.00	\$745.00	
SUBTOTAL				\$1,040.00	\$0.00
Total for property expenses & ownership summary				TOTAL	-\$1,040.00

TOTAL FEES PAID/CREDITED IN PERIOD

Fee	GST Paid	MONEY OUT	MONEY IN
Administration Fee	\$0.30	\$3.30	
Residential Management Fee	\$30.70	\$337.70	
SUBTOTAL		\$341.00	\$0.00
Total fees paid in period		TOTAL	-\$341.00

OWNERSHIP PAYMENTS

Date	Description	MONEY OUT	MONEY IN
------	-------------	-----------	----------



25/11/2022 EFT to account D & H SEETO ITF PROLIFIC SUPER
 Indue Ltd (704-865 XXXX 9627)

\$6,294.00

SUBTOTAL \$6,294.00 \$0.00

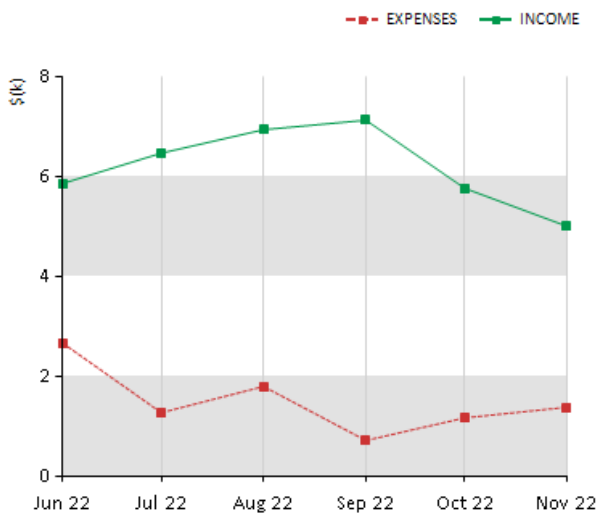
Total ownership payments TOTAL -\$6,294.00

CLOSING (CARRIED FORWARD) BALANCE

TOTAL \$0.00

STATEMENT HISTORY

EXPENSES VS INCOME (6 MONTHS)



PAYMENT HISTORY (6 MONTHS)

	EXPENSES	INCOME	PAYMENTS
Jun 22	\$2,669.44	\$5,860.00	\$5,640.56
Jul 22	\$1,270.96	\$6,470.00	\$4,479.04
Aug 22	\$1,796.12	\$6,940.00	\$4,683.88
Sep 22	\$715.20	\$7,130.00	\$4,634.80
Oct 22	\$1,167.68	\$5,765.00	\$4,887.32
Nov 22	\$1,381.00	\$5,005.00	\$6,294.00
AVERAGE	\$1,500.07	\$6,195.00	\$5,103.27



OWNERSHIP STATEMENT #22 - Leese Pty Ltd - ATF Prolific Super Fund

Mr Anthony Bruce
 Suite 7, Level 5
 66 Hunter Street, Sydney, 2000

STATEMENT PERIOD	25/11/2022 - 22/12/2022
OWNERSHIP ID:	444
OPENING BALANCE:	\$0.00
CLOSING BALANCE:	\$0.00
OWNERSHIP PAYMENT:	\$3,884.20

TAX INVOICE

RENT INCOME SUMMARY FOR PERIOD

Property	Tenancy	Rent Period Amount	Paid From Paid To	Effective Date	Part Payment	PAID
38 Premier Street	VACANT	N/A	N/A	N/A		\$0.00
1/38 Premier Street	Ursula Cusack	\$1,030.00/F	30/11/22 - 27/12/22	27/12/22	\$0.00	\$2,060.00
2/38 Premier Street	Darcie Redman & Sarth Suri	\$980.00/F	14/11/22 - 11/12/22	15/12/22	\$315.00	\$1,345.00
3/38 Premier Street	Louisa Colley Hart	\$970.00/F	09/12/22 - 22/12/22	22/12/22	\$0.00	\$970.00
Total rent for period						TOTAL \$4,375.00

PROPERTY INCOME, EXPENSES & OWNERSHIP SUMMARY

Date	Property	Description	GST Paid	MONEY OUT	MONEY IN
09/12/2022	38 Premier Street	Green Thumb Landscapes (Inv: 0147) Gardening - Gardening	\$26.82	\$295.00	
SUBTOTAL				\$295.00	\$0.00
Total for property expenses & ownership summary				TOTAL	-\$295.00

TOTAL FEES PAID/CREDITED IN PERIOD

Fee	GST Paid	MONEY OUT	MONEY IN
Administration Fee	\$0.30	\$3.30	
Residential Management Fee	\$17.50	\$192.50	
SUBTOTAL		\$195.80	\$0.00
Total fees paid in period		TOTAL	-\$195.80

OWNERSHIP PAYMENTS

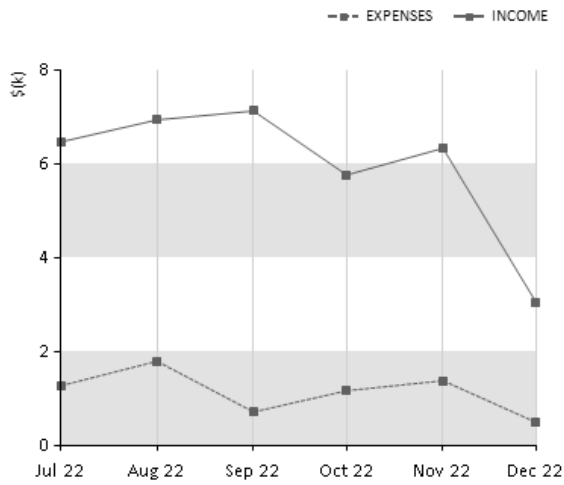
Date	Description	MONEY OUT	MONEY IN
22/12/2022	EFT to account D & H SEETO ITF PROLIFIC SUPER Indue Ltd (704-865 XXXX 9627)	\$3,884.20	



	SUBTOTAL	\$3,884.20	\$0.00
Total ownership payments	TOTAL		-\$3,884.20
CLOSING (CARRIED FORWARD) BALANCE			
	TOTAL		\$0.00

STATEMENT HISTORY

EXPENSES VS INCOME (6 MONTHS)



PAYMENT HISTORY (6 MONTHS)

	EXPENSES	INCOME	PAYMENTS
Jul 22	\$1,270.96	\$6,470.00	\$4,479.04
Aug 22	\$1,796.12	\$6,940.00	\$4,683.88
Sep 22	\$715.20	\$7,130.00	\$4,634.80
Oct 22	\$1,167.68	\$5,765.00	\$4,887.32
Nov 22	\$1,381.00	\$6,335.00	\$6,294.00
Dec 22	\$490.80	\$3,045.00	\$3,884.20
AVERAGE	\$1,136.96	\$5,947.50	\$4,810.54



OWNERSHIP STATEMENT #23 - Leese Pty Ltd - ATF Prolific Super Fund

Mr Anthony Bruce
Suite 7, Level 5
66 Hunter Street, Sydney, 2000

STATEMENT PERIOD	22/12/2022 - 25/01/2023
OWNERSHIP ID:	444
OPENING BALANCE:	\$0.00
CLOSING BALANCE:	\$0.00
OWNERSHIP PAYMENT:	\$6,610.10

TAX INVOICE

RENT INCOME SUMMARY FOR PERIOD

Property	Tenancy	Rent Period Amount	Paid From Paid To	Effective Date	Part Payment	PAID
38 Premier Street	VACANT	N/A	N/A	N/A		\$0.00
1/38 Premier Street	Ursula Cusack	\$1,030.00/F	28/12/22 - 07/02/23	07/02/23	\$0.00	\$3,090.00
2/38 Premier Street	Darcie Redman & Sarth Suri	\$980.00/F	12/12/22 - 22/01/23	22/01/23	\$0.00	\$2,625.00
3/38 Premier Street	Louisa Colley Hart	\$970.00/F	23/12/22 - 02/02/23	02/02/23	\$0.00	\$2,910.00
Total rent for period						TOTAL \$8,625.00

PROPERTY INCOME, EXPENSES & OWNERSHIP SUMMARY

Date	Property	Description	GST Paid	MONEY OUT	MONEY IN
06/01/2023	38 Premier Street	Green Thumb Landscapes (Inv: 0148) Gardening - Gardening	\$26.82	\$295.00	
11/01/2023	38 Premier Street	Sydney Water Corporation (BPAY Ref: 32978600008) Water Rates Jan-Mar + usage	\$0.00	\$592.10	
24/01/2023	38 Premier Street	North Sydney Council (BPAY Ref: 188451) Council rate 3rd instalment	\$0.00	\$745.00	
SUBTOTAL				\$1,632.10	\$0.00
Total for property expenses & ownership summary				TOTAL	-\$1,632.10

TOTAL FEES PAID/CREDITED IN PERIOD

Fee	GST Paid	MONEY OUT	MONEY IN
Administration Fee	\$0.30	\$3.30	
Residential Management Fee	\$34.50	\$379.50	
SUBTOTAL		\$382.80	\$0.00
Total fees paid in period		TOTAL	-\$382.80



OWNERSHIP PAYMENTS

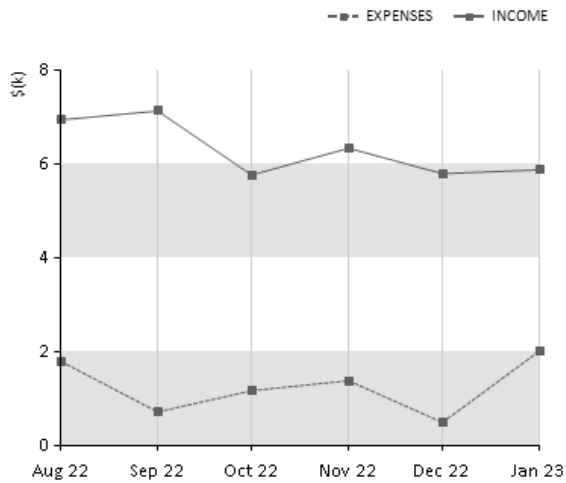
Date	Description	MONEY OUT	MONEY IN
25/01/2023	EFT to account D & H SEETO ITF PROLIFIC SUPER Indue Ltd (704-865 XXXX 9627)	\$6,610.10	
SUBTOTAL		\$6,610.10	\$0.00
Total ownership payments		TOTAL	-\$6,610.10

CLOSING (CARRIED FORWARD) BALANCE

TOTAL		\$0.00
--------------	--	---------------

STATEMENT HISTORY

EXPENSES VS INCOME (6 MONTHS)



PAYMENT HISTORY (6 MONTHS)

	EXPENSES	INCOME	PAYMENTS
Aug 22	\$1,796.12	\$6,940.00	\$4,683.88
Sep 22	\$715.20	\$7,130.00	\$4,634.80
Oct 22	\$1,167.68	\$5,765.00	\$4,887.32
Nov 22	\$1,381.00	\$6,335.00	\$6,294.00
Dec 22	\$490.80	\$5,795.00	\$3,884.20
Jan 23	\$2,014.90	\$5,875.00	\$6,610.10
AVERAGE	\$1,260.95	\$6,306.67	\$5,165.72



OWNERSHIP STATEMENT #24 - Leese Pty Ltd - ATF Prolific Super Fund

Mr Anthony Bruce
 Suite 7, Level 5
 66 Hunter Street, Sydney, 2000

TAX INVOICE	
STATEMENT PERIOD	25/01/2023 - 24/02/2023
OWNERSHIP ID:	444
OPENING BALANCE:	\$0.00
CLOSING BALANCE:	\$0.00
OWNERSHIP PAYMENT:	\$5,724.50

RENT INCOME SUMMARY FOR PERIOD

Property	Tenancy	Rent Period Amount	Paid From Paid To	Effective Date	Part Payment	PAID
38 Premier Street	VACANT	N/A	N/A	N/A		\$0.00
1/38 Premier Street	Ursula Cusack	\$1,030.00/F	08/02/23 - 07/03/23	07/03/23	\$0.00	\$2,060.00
2/38 Premier Street	Darcie Redman & Sarth Suri	\$980.00/F	23/01/23 - 19/02/23	23/02/23	\$340.00	\$2,300.00
<i>Moving Out on 6/03/2023; Charge to 6/03/2023</i>						
3/38 Premier Street	Louisa Colley Hart	\$970.00/F	03/02/23 - 02/03/23	02/03/23	\$0.00	\$1,940.00
Total rent for period						TOTAL \$6,300.00

PROPERTY INCOME, EXPENSES & OWNERSHIP SUMMARY

Date	Property	Description	GST Paid	MONEY OUT	MONEY IN
17/02/2023	38 Premier Street	Green Thumb Landscapes (Inv: 0155) Gardening - Gardening	\$26.82	\$295.00	
SUBTOTAL				\$295.00	\$0.00
Total for property expenses & ownership summary				TOTAL	-\$295.00

TOTAL FEES PAID/CREDITED IN PERIOD

Fee	GST Paid	MONEY OUT	MONEY IN
Administration Fee	\$0.30	\$3.30	
Residential Management Fee	\$25.20	\$277.20	
SUBTOTAL		\$280.50	\$0.00
Total fees paid in period		TOTAL	-\$280.50

OWNERSHIP PAYMENTS

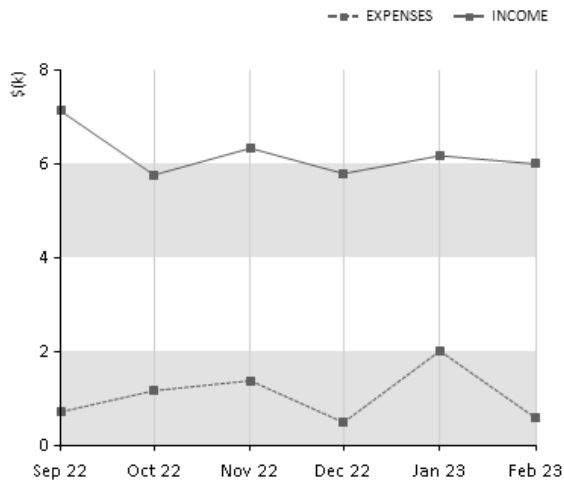
Date	Description	MONEY OUT	MONEY IN
24/02/2023	EFT to account D & H SEETO ITF PROLIFIC SUPER Indue Ltd (704-865 XXXX 9627)	\$5,724.50	



	SUBTOTAL	\$5,724.50	\$0.00
Total ownership payments	TOTAL		-\$5,724.50
CLOSING (CARRIED FORWARD) BALANCE			
	TOTAL		\$0.00

STATEMENT HISTORY

EXPENSES VS INCOME (6 MONTHS)



PAYMENT HISTORY (6 MONTHS)

	EXPENSES	INCOME	PAYMENTS
Sep 22	\$715.20	\$7,130.00	\$4,634.80
Oct 22	\$1,167.68	\$5,765.00	\$4,887.32
Nov 22	\$1,381.00	\$6,335.00	\$6,294.00
Dec 22	\$490.80	\$5,795.00	\$3,884.20
Jan 23	\$2,014.90	\$6,175.00	\$6,610.10
Feb 23	\$575.50	\$6,000.00	\$5,724.50
AVERAGE	\$1,057.51	\$6,200.00	\$5,339.15



OWNERSHIP STATEMENT #25 - Leese Pty Ltd - ATF Prolific Super Fund

Mr Anthony Bruce
 Suite 7, Level 5
 66 Hunter Street, Sydney, 2000

TAX INVOICE	
STATEMENT PERIOD	24/02/2023 - 24/03/2023
OWNERSHIP ID:	444
OPENING BALANCE:	\$0.00
CLOSING BALANCE:	\$0.00
OWNERSHIP PAYMENT:	\$4,048.66

RENT INCOME SUMMARY FOR PERIOD

Property	Tenancy	Rent Period Amount	Paid From Paid To	Effective Date	Part Payment	PAID
38 Premier Street	VACANT	N/A	N/A	N/A		\$0.00
1/38 Premier Street	Ursula Cusack	\$1,030.00/F	08/03/23 - 04/04/23	04/04/23	\$0.00	\$2,060.00
2/38 Premier Street	Darcie Redman & Sarth Suri	\$980.00/F	20/02/23 - 16/03/23	16/03/23	\$0.00	\$1,410.00
<i>Moved Out on 16/03/2023; Charge to 16/03/2023</i>						
3/38 Premier Street	Louisa Colley Hart	\$970.00/F	03/03/23 - 30/03/23	30/03/23	\$0.00	\$1,940.00
Total rent for period						TOTAL \$5,410.00

PROPERTY INCOME, EXPENSES & OWNERSHIP SUMMARY

Date	Property	Description	GST Paid	MONEY OUT	MONEY IN
03/03/2023	1/38 Premier Street	Plumbsmart (Inv: 3576) Plumbing repairs - Plumbing	\$75.00	\$825.00	
09/03/2023	38 Premier Street	Green Thumb Landscapes (Inv: 0157) Gardening - Gardening	\$26.82	\$295.00	
SUBTOTAL				\$1,120.00	\$0.00
Total for property expenses & ownership summary				TOTAL	-\$1,120.00

TOTAL FEES PAID/CREDITED IN PERIOD

Fee	GST Paid	MONEY OUT	MONEY IN
Administration Fee	\$0.30	\$3.30	
Residential Management Fee	\$21.64	\$238.04	
SUBTOTAL		\$241.34	\$0.00
Total fees paid in period		TOTAL	-\$241.34

OWNERSHIP PAYMENTS

Date	Description	MONEY OUT	MONEY IN
------	-------------	-----------	----------



24/03/2023 EFT to account D & H SEETO ITF PROLIFIC SUPER
 Indue Ltd (704-865 XXXX 9627)

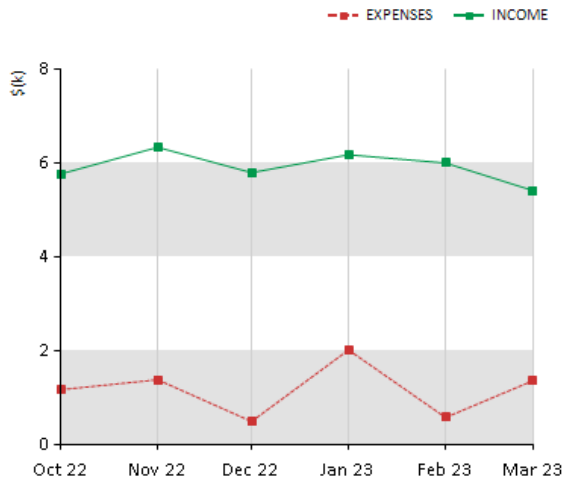
\$4,048.66	
-------------------	--

SUBTOTAL	\$4,048.66	\$0.00
Total ownership payments	TOTAL	-\$4,048.66

CLOSING (CARRIED FORWARD) BALANCE		
	TOTAL	\$0.00

STATEMENT HISTORY

EXPENSES VS INCOME (6 MONTHS)



PAYMENT HISTORY (6 MONTHS)

	EXPENSES	INCOME	PAYMENTS
Oct 22	\$1,167.68	\$5,765.00	\$4,887.32
Nov 22	\$1,381.00	\$6,335.00	\$6,294.00
Dec 22	\$490.80	\$5,795.00	\$3,884.20
Jan 23	\$2,014.90	\$6,175.00	\$6,610.10
Feb 23	\$575.50	\$6,000.00	\$5,724.50
Mar 23	\$1,361.34	\$5,410.00	\$4,048.66
AVERAGE	\$1,165.20	\$5,913.33	\$5,241.46



OWNERSHIP STATEMENT #26 - Leese Pty Ltd - ATF Prolific Super Fund

Mr Anthony Bruce
Suite 7, Level 5
66 Hunter Street, Sydney, 2000

TAX INVOICE

STATEMENT PERIOD	24/03/2023 - 26/04/2023
OWNERSHIP ID:	444
OPENING BALANCE:	\$0.00
CLOSING BALANCE:	\$3,125.99
OWNERSHIP PAYMENT:	\$0.00

RENT INCOME SUMMARY FOR PERIOD

Property	Tenancy	Rent Period Amount	Paid From Paid To	Effective Date	Part Payment	PAID
38 Premier Street	VACANT	N/A	N/A	N/A		\$0.00
1/38 Premier Street	Ursula Cusack	\$1,030.00/F	05/04/23 - 02/05/23	02/05/23	\$0.00	\$2,060.00
2/38 Premier Street	Darcie Redman & Sarth Suri	\$980.00/F	16/03/23 - 16/03/23	16/03/23	\$0.00	\$0.00
<i>Moved Out on 16/03/2023; Charge to 16/03/2023</i>						
2/38 Premier Street	Sange Doma Tamang & Dawa Jangbu Sherpa	\$78.57/D	12/04/23 - 30/04/23	30/04/23	\$0.00	\$1,492.83
3/38 Premier Street	Louisa Colley Hart	\$970.00/F	31/03/23 - 27/04/23	27/04/23	\$0.00	\$1,940.00
Total rent for period						TOTAL \$5,492.83

PROPERTY INCOME, EXPENSES & OWNERSHIP SUMMARY

Date	Property	Description	GST Paid	MONEY OUT	MONEY IN
11/04/2023	2/38 Premier Street	Inv:96234, \$220.00, Vacating cleang	\$20.00		\$220.00
21/04/2023	38 Premier Street	Green Thumb Landscapes (Inv: 0165) Gardening - Gardening	\$26.82	\$295.00	
21/04/2023	2/38 Premier Street	All Org Cleaning Pty Ltd (Inv: 10212) Cleaning - Cleaning	\$20.00	\$220.00	
26/04/2023	38 Premier Street	Sydney Water Corporation (BPAY Ref: 32978600008) Water rates Apr-Jun	\$0.00	\$605.06	
26/04/2023	2/38 Premier Street	TR Services and Consulting (Inv: 4157) Handyman repairs - General Repairs and Maintenance	\$14.80	\$162.80	
SUBTOTAL				\$1,282.86	\$220.00
Total for property expenses & ownership summary				TOTAL	-\$1,062.86

TOTAL FEES PAID/CREDITED IN PERIOD

Fee	GST Paid	MONEY OUT	MONEY IN
Administration Fee	\$0.30	\$3.30	
Document Preparation	\$5.00	\$55.00	
General Advertising	\$36.27	\$399.00	



Letting Fee	\$55.00	\$605.00	
Residential Management Fee	\$21.97	\$241.68	
SUBTOTAL		\$1,303.98	\$0.00
Total fees paid in period		TOTAL	-\$1,303.98

WITHHELD (UNPAID) AMOUNTS

Description	Withheld	Withheld	
		\$3,125.99	
Total withheld (unpaid) amounts		TOTAL	\$3,125.99

CLOSING (CARRIED FORWARD) BALANCE

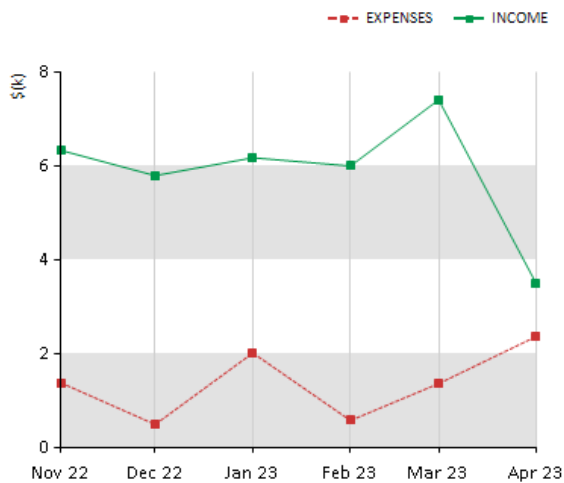
	TOTAL	\$3,125.99
--	--------------	-------------------

OUTSTANDING AMOUNTS

Due Date	Property	Payee	Description	Amount
19/04/2023	38 Premier Street	Logan Insurance Brokers Pty Ltd	Landlord Insurance renewal - Building Insurance	\$5,044.00
Total outstanding amounts				TOTAL \$5,044.00

STATEMENT HISTORY

EXPENSES VS INCOME (6 MONTHS)



PAYMENT HISTORY (6 MONTHS)

	EXPENSES	INCOME	PAYMENTS
Nov 22	\$1,381.00	\$6,335.00	\$6,294.00
Dec 22	\$490.80	\$5,795.00	\$3,884.20
Jan 23	\$2,014.90	\$6,175.00	\$6,610.10
Feb 23	\$575.50	\$6,000.00	\$5,724.50
Mar 23	\$1,361.34	\$7,410.00	\$4,048.66
Apr 23	\$2,366.84	\$3,492.83	\$0.00
AVERAGE	\$1,365.06	\$5,867.97	\$4,426.91



OWNERSHIP STATEMENT #27 - Leese Pty Ltd - ATF Prolific Super Fund

Mr Anthony Bruce
Suite 7, Level 5
66 Hunter Street, Sydney, 2000

TAX INVOICE	
STATEMENT PERIOD	26/04/2023 - 25/05/2023
OWNERSHIP ID:	444
OPENING BALANCE:	\$3,125.99
CLOSING BALANCE:	\$0.00
OWNERSHIP PAYMENT:	\$1,882.21

RENT INCOME SUMMARY FOR PERIOD

Property	Tenancy	Rent Period Amount	Paid From Paid To	Effective Date	Part Payment	PAID	
38 Premier Street	VACANT	N/A	N/A	N/A		\$0.00	
1/38 Premier Street	Ursula Cusack	\$1,030.00/F	03/05/23 - 30/05/23	30/05/23	\$0.00	\$2,060.00	
2/38 Premier Street	Sange Doma Tamang & Dawa Jangbu Sherpa	\$2,389.00/M	01/05/23 - 31/05/23	31/05/23	\$0.00	\$2,389.00	
<i>Rent changed from \$78.57 Daily to \$2,389.00 Monthly, effective from 01/05/2023</i>							
3/38 Premier Street	Louisa Colley Hart	\$970.00/F	28/04/23 - 25/05/23	25/05/23	\$0.00	\$1,940.00	
Total rent for period						TOTAL	\$6,389.00

PROPERTY INCOME, EXPENSES & OWNERSHIP SUMMARY

Date	Property	Description	GST Paid	MONEY OUT	MONEY IN
05/05/2023	38 Premier Street	Logan Insurance Brokers Pty Ltd (BPAY Ref: 402057403113) Landlord Insurance renewal - Building Insurance	\$458.55	\$5,044.00	
12/05/2023	38 Premier Street	North Sydney Council (BPAY Ref: 188451) Council rates 22/23 4th instalment	\$0.00	\$745.00	
18/05/2023	2/38 Premier Street	SCS Blinds & Curtains (Inv: 1656) Supply/install roller blinds - Blinds / Curtains	\$83.94	\$923.36	
18/05/2023	3/38 Premier Street	Plumbsmart (Inv: 3725) Plumbing repairs - Plumbing	\$22.00	\$242.00	
25/05/2023	38 Premier Street	Green Thumb Landscapes (Inv: 0171) Gardening - Gardening	\$26.82	\$295.00	
SUBTOTAL				\$7,249.36	\$0.00
Total for property expenses & ownership summary				TOTAL	-\$7,249.36

TOTAL FEES PAID/CREDITED IN PERIOD

Fee	GST Paid	MONEY OUT	MONEY IN
Administration Fee	\$0.30	\$3.30	
Lease Renewal	\$9.00	\$99.00	
Residential Management Fee	\$25.56	\$281.12	



	SUBTOTAL	\$383.42	\$0.00
Total fees paid in period	TOTAL		-\$383.42

OWNERSHIP PAYMENTS

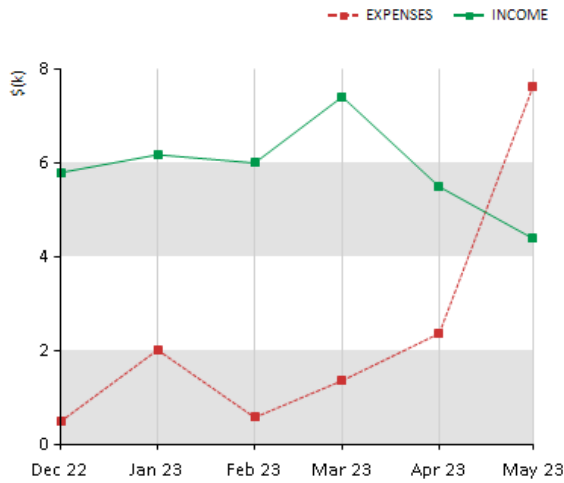
Date	Description	MONEY OUT	MONEY IN
25/05/2023	EFT to account D & H SEETO ITF PROLIFIC SUPER Indue Ltd (704-865 XXXX 9627)	\$1,882.21	
		SUBTOTAL	\$1,882.21
			\$0.00
Total ownership payments		TOTAL	-\$1,882.21

CLOSING (CARRIED FORWARD) BALANCE

	TOTAL	\$0.00
--	--------------	---------------

STATEMENT HISTORY

EXPENSES VS INCOME (6 MONTHS)



PAYMENT HISTORY (6 MONTHS)

	EXPENSES	INCOME	PAYMENTS
Dec 22	\$490.80	\$5,795.00	\$3,884.20
Jan 23	\$2,014.90	\$6,175.00	\$6,610.10
Feb 23	\$575.50	\$6,000.00	\$5,724.50
Mar 23	\$1,361.34	\$7,410.00	\$4,048.66
Apr 23	\$2,366.84	\$5,492.83	\$0.00
May 23	\$7,632.78	\$4,389.00	\$1,882.21
AVERAGE	\$2,407.03	\$5,876.97	\$3,691.61



OWNERSHIP STATEMENT #28 - Leese Pty Ltd - ATF Prolific Super Fund

Mr Anthony Bruce
Suite 7, Level 5
66 Hunter Street, Sydney, 2000

TAX INVOICE

STATEMENT PERIOD	25/05/2023 - 26/06/2023
OWNERSHIP ID:	444
OPENING BALANCE:	\$0.00
CLOSING BALANCE:	\$0.00
OWNERSHIP PAYMENT:	\$7,483.42

RENT INCOME SUMMARY FOR PERIOD

Property	Tenancy	Rent Period Amount	Paid From Paid To	Effective Date	Part Payment	PAID
38 Premier Street	VACANT	N/A	N/A	N/A		\$0.00
1/38 Premier Street	Ursula Cusack	\$1,100.00/F	31/05/23 - 11/07/23	11/07/23	\$0.00	\$3,230.00
<i>Rent changed from \$1,030.00 Fortnightly to \$1,100.00 Fortnightly, effective from 14/06/2023</i>						
2/38 Premier Street	Sange Doma Tamang & Dawa Jangbu Sherpa	\$2,389.00/M	01/06/23 - 30/06/23	30/06/23	\$0.00	\$2,389.00
3/38 Premier Street	Louisa Colley Hart	\$970.00/F	26/05/23 - 06/07/23	06/07/23	\$0.00	\$2,910.00
Total rent for period						TOTAL \$8,529.00

PROPERTY INCOME, EXPENSES & OWNERSHIP SUMMARY

Date	Property	Description	GST Paid	MONEY OUT	MONEY IN
16/06/2023	38 Premier Street	Green Thumb Landscapes (Inv: 0175) Gardening - Gardening	\$26.82	\$295.00	
23/06/2023	2/38 Premier Street	Mobile Appliance Repair Centre (Inv: 16376) Repairs to cooktop - Appliances	\$30.82	\$339.00	
SUBTOTAL				\$634.00	\$0.00
Total for property expenses & ownership summary				TOTAL	-\$634.00

TOTAL FEES PAID/CREDITED IN PERIOD

Fee	GST Paid	MONEY OUT	MONEY IN
Administration Fee	\$0.30	\$3.30	
End of Financial Year Summary Fee	\$3.00	\$33.00	
Residential Management Fee	\$34.12	\$375.28	
SUBTOTAL		\$411.58	\$0.00
Total fees paid in period		TOTAL	-\$411.58

OWNERSHIP PAYMENTS

Date	Description	MONEY OUT	MONEY IN
------	-------------	-----------	----------



26/06/2023 EFT to account D & H SEETO ITF PROLIFIC SUPER
 Indue Ltd (704-865 XXXX 9627)

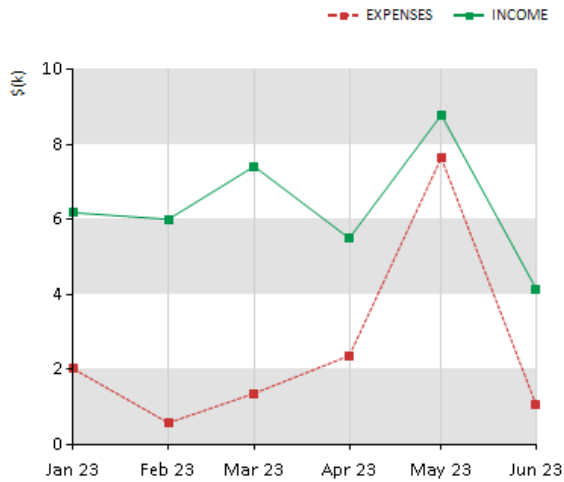
\$7,483.42	
-------------------	--

SUBTOTAL	\$7,483.42	\$0.00
Total ownership payments	TOTAL	-\$7,483.42

CLOSING (CARRIED FORWARD) BALANCE		
	TOTAL	\$0.00

STATEMENT HISTORY

EXPENSES VS INCOME (6 MONTHS)



PAYMENT HISTORY (6 MONTHS)

	EXPENSES	INCOME	PAYMENTS
Jan 23	\$2,014.90	\$6,175.00	\$6,610.10
Feb 23	\$575.50	\$6,000.00	\$5,724.50
Mar 23	\$1,361.34	\$7,410.00	\$4,048.66
Apr 23	\$2,366.84	\$5,492.83	\$0.00
May 23	\$7,632.78	\$8,778.00	\$1,882.21
Jun 23	\$1,045.58	\$4,140.00	\$7,483.42
AVERAGE	\$2,499.49	\$6,332.64	\$4,291.48

ROACH & BRUCE Consulting Pty Ltd

ABN: 38 069 661 141

CHARTERED ACCOUNTANT

ANTHONY BRUCE, B.Comm, FCA

Suite 7, Level 5
66 Hunter Street
SYDNEY NSW 2000
Tel: (02) 9232 8211
enquiries@rabca.com.au
www.roachandbruce.com.au

Prolific Superannuation Fund
5 Anembo Crescent
KILLARA NSW 2071

09 November 2022

TAX INVOICE

Inv No. 7087

To our fee for professional services rendered:

Writing up books of account for the year ended 30 June 2022 and preparing therefrom a balance sheet and supporting accounts for the year then ended.

Preparation of income tax return for the year ended 30 June 2022.

Preparation and lodgement of the Annual GST return.

Calculating your minimum pension entitlement for the year ending 30 June 2023 and advising you of this amount.

Preparation of Sophisticated Investor Certificate for Macquarie Bank.

Forwarding ASIC Annual Review Statement of Lesees Pty Ltd and preparing Minutes of Solvency.

Arranging for an Actuarial Certificate on behalf of the super fund.

Reviewing the Land Tax Assessment.

Speaking to you about the Macquarie Group SPP and agreeing to take up the offer.

Receiving call from Dorothy on 27 June 2022 and confirming that Harold's contribution was made in October 2021.

Receiving email from Darren Flynn offering to purchase 38 Premier Street and reviewing his offer. Forwarding his email to you and then speaking to you about this and the conditions of the offer.

Speaking to Clara Jago of Macquarie Bank on 7 March 2022 about the shares and reviewing the portfolio with her.

Reviewing the Qube buyback on 2 May 2022 and deciding not to proceed.

Speaking to you on 12 May 2022 about the CBA Class Action and that there is nothing for you to do.

Speaking to you on 13 May 2022 and advising that the 12 month term deposit rate at Macquarie is 2.75%. Also speaking to Clara Jago same day and agreeing to put \$250,000 on a term deposit.

Meeting with Dorothy and Harold, and Clara Jago at Macquarie Bank on 21 July 2022 to review the portfolio and to make any changes.

Meeting with you on 18 October 2022 to go through the accounts and tax return and to sign them. Discussed the performance of the super fund and various shares. Arranged for payment of the pensions and contribution for Harold.

Fee	7,000.00
GST	700.00
TOTAL	\$7,700.00

REMITTANCE ADVICE

Prolific Superannuation Fund
Invoice Terms (14) Days from Invoice Date
Please make all cheques payable to: Roach & Bruce Consulting Pty Ltd
Direct Credit Details: BSB 032-024 Account #: 229 586

Payment Due: \$7,700.00
Invoice No: 7087
Ref: PROLIFIC

Land Tax Assessment Notice

Land Tax in this notice has been assessed for the:
2023 Tax Year



Issue date 25 January 2023
Enquiries 1300 139 816 (8.30 am - 5.00 pm)
Website www.revenue.nsw.gov.au

┌ 004625 000
LEESEE PTY LTD ATF PROLIFIC SUPERANNUATION
FUND
C/ RAINE & HORNE HM GROUP
UNIT G02
99 ALEXANDER ST
CROWS NEST NSW 2065

Client ID	129690748
Correspondence ID	1758303315
Due date	6/3/2023
Assessment Amount	\$18 889.30

Assessment details (please refer to the enclosed supporting information)

Payment Options

Pay in full to receive a discount	Due date	Amount due
You must pay by the due date to receive a discount of \$94.45	6/3/2023	\$18 794.85

Pay in interest-free instalments

Pay in 3 instalments

Total amount due is \$18 889.30

	Due date	Amount due
First instalment	6/3/2023	\$6 296.50
Second instalment	5/4/2023	\$6 296.40
Third instalment	5/5/2023	\$6 296.40

Pay within a 6-month period

Go to www.revenue.nsw.gov.au/landtax prior to the 6/3/2023 to set up your payment plan. Any overdue amounts from prior years will be included in the first instalment.

You can schedule a direct debit to make repayments against your payment plan.

If your circumstances change, resulting in a reassessment, your payment plan will be cancelled.

Payment plans that extend beyond 6 months may accrue interest daily until paid in full.

Scott Johnston
Chief Commissioner of State Revenue

Payment Methods



Set up direct debit, or make online credit card* payments at www.revenue.nsw.gov.au or phone 1300 363 291.
Billers code: 3384 Ref: 1758 3033 15



BPAY: Internet or phone banking.
Billers code: 3384 Ref: 1758 3033 15

***Note:** We accept MasterCard and Visa.
A card payment fee may apply. This fee is not subject to GST.
Credit card payments will only be accepted online and by phone. Credit cards are not accepted for payments made by BPAY, mail, at Australia Post, or electronic payments.

Important information

It is easy to manage your land tax online. For more information, please visit www.revenue.nsw.gov.au/landtax

You can:

- update contact details & lodge a return
- update your notification preference to receive notices digitally
- update your foreign status and submit supporting documents
- request, or update an exemption
- update details when you sell or purchase land
- provide bank details for an EFT refund

You can also:

- view your current outstanding balance
- print your past 5 years of assessments
- track the status of an application

If you are a registered business

Please ensure your Australian Business Number (ABN) details are up to date on the Australian Business Register (ABR).

Keep your data safe

Your ID numbers give access to your personal information. Only share with authorised people.

Paying by instalments

If you pay by Instalments and miss a payment, or make a late payment, the payment plan will be cancelled. Daily interest will be calculated and applied from the first due date.

If you are selling land

All outstanding land tax needs to be paid before a clear land tax certificate can be issued.

If you believe your assessment is incorrect

If you have additional information that we haven't previously considered, you should lodge a return. You should do this through www.revenue.nsw.gov.au/landtax on or before the first due date of this notice.

If you believe we have applied the legislation incorrectly, you can lodge a formal objection at www.revenue.nsw.gov.au/objections. You must lodge the objection together with your reasons and supporting evidence within 60 days of the issue date of this notice.

You must still pay by the due date even if you have lodged an objection as interest will be imposed on any overdue amounts. A refund will be issued to you if your objection is successful.

NSW State Budget 2022-23

For information about how the 2022-23 NSW State Budget Announcement impacts your land tax, please visit <https://www.revenue.nsw.gov.au/news-media-releases>

Land Tax revenue helps fund essential community services, such as health care, education, public transport, infrastructure, and policing.

Other ways to pay



Pay at any Service NSW Centre by cash, cheque* or EFTPOS. Write your Client ID and name on the back of the cheque.

*Note: payment made by cheque must be received by the due date



Post
Billpay

Pay in-store at Australia Post by cash, cheque or EFTPOS. Write your Client ID and name on the back of the cheque.

Land Tax contact details



Read more about land tax and use our online service at www.revenue.nsw.gov.au



1300 139 816*



Phone enquiries
8.30 am – 5.00 pm, Mon. to Fri.

* Overseas customers call +61 2 7808 6906
Help in community languages is available.

Land value

The Valuer General determines land values as at **1 July in the year prior to the land tax assessment year as shown on your assessment. Revenue NSW use these values to calculate land tax.**

If you disagree with your land value you can go to www.valuergeneral.nsw.gov.au for more information about land values and the review process. You have **60 days from the issue date on your assessment notice** to lodge an objection to the land value.

Note: if you object to your land value you must still pay your land tax assessment by the due date as interest will apply to any overdue amounts.



1800 110 038 or
+61 2 6332 8188 (international callers)



Phone enquiries
9.00 am – 5.00 pm, Mon. to Fri.



For more information about land values or to contact Valuer General NSW, please scan the QR code below to visit www.valuergeneral.nsw.gov.au



*298 1509 0000001758303315 06

Supporting information

Name: LEESEE PTY LTD ATF PROLIFIC SUPERANNUATION FUND
Client ID: 129690748
Correspondence ID: 1758303315
Issue date: 25 January 2023

A land tax year is based on land owned between 1 January to 31 December of the preceding year.

Land tax is applied for the full calendar year following the taxing date of 31 December.

Total balance of this assessment

Tax Year	Description	Debit \$	Credit \$	Balance \$
2023	Assessment	18 889.30		18 889.30
2023 tax year total		18 889.30		18 889.30
Total				\$18 889.30
Total amount payable				\$18 889.30

Supporting information (cont.)

Name: LEESEE PTY LTD ATF PROLIFIC SUPERANNUATION FUND
Client ID: 129690748
Correspondence ID: 1758303315
Issue date: 25 January 2023

A land tax year is based on land owned between 1 January to 31 December of the preceding year.

Land tax is applied for the full calendar year following the taxing date of 31 December.

The assessment for the 2023 tax year is based on the following land owned as at 31 December 2022

Aggregated land

Average land value - calculated from the land value(s)

Land item no.	Land item and property ID	Notes	% Owned	Land Tax Taxable Value \$	Surcharge Taxable Value \$	LAND VALUE(S)			Average land value \$
						2021 \$	2022 \$	2023 \$	
1	38 PREMIER ST NEUTRAL BAY PID - 793851		100	2 143 333	Not applicable	1 700 000	2 180 000	2 550 000	2 143 333
Total aggregated land value				\$2 143 333	Nil				

Assessment calculation: Land Tax

Aggregated taxable land value	2 143 333	
Less threshold	<u>969 000</u>	
Tax \$100 plus balance @ 1.6%	1 174 333	18 889.33
Subtotal		\$18 889.30
Total tax payable		\$18 889.30

TAX INVOICE

Supplier: Super Audits

Auditor: A.W. Boys
SMSF Auditor Number (SAN) 100014140
Registered Company Auditor (67793)

Address: Box 3376
Rundle Mall 5000

ABN: 20 461 503 652

Services: Auditing

Date: 4 November 2022

Recipient: Prolific Super Fund

Address: C/- Suite 7 Level 5 66 Hunter Street SYDNEY NSW 2000

Description of Services

Statutory audit of the Prolific Super Fund for the financial year ending 30 June 2022.

Fee: \$350.00

GST: \$35.00

Total: \$385.00

Payment can be made with a cheque payable to Super Audits postal address being Box 3376 Rundle Mall 5000 or alternatively an EFT can be made BSB 015-056 Account No. 387392386.



Client name	PROLIFIC SUPERANNUATION FUND	Fin Accounts Prepared by	JEFFREY NG
Client code	PROLIFIC (342)	Date prepared	13-Oct-2023
Year ended	30-Jun-2023	Reivewed by	
SRN/HIN	X0064835416	Partner/Director	
Postcode	2000	Back to Cover	

Objective To ensure benefits paid were in accordance with condition of release of the trust deed and stated correctly

Benefits Paid

- Documentation of conditions of release were obtained and agreed to trust deed and SIS Act/Regulations.
Prior year member statements were reviewed and benefit payments were found to be reasonable.
Confirmed benefit paid with exited member (if applicable).
Confirmed minimum pension standards were met.

Pensions commenced during the financial year

Confirmed accounts were drawn up correctly up to commencement date for a new account based pension.
Commencement of account based pension was documented in the minutes of the fund (including reversionary beneficiary where applicable).
PAYG withholding was registered correctly and correct amounts were withheld taking into account tax free amounts and tax offsets (pension member under 60 years).
For transition to retirement pension, ensure that maximum pension amount is 10% only.
(need to register for PAYG withholding if member has been paid a pension prior to turning 60).

- Reviewed accounts and there were no transfers out during the year.