

---

# **Workpapers - 2022 Financial Year**

## **SEVERINO FAMILY SUPER**

Preparer: Louisse Montiel

Reviewer: Steven Lee

Printed: 10 May 2023

---

## Lead Schedule

2022 Financial Year

Code	Workpaper	CY Balance	LY Balance	Change	Status
23800	Distributions Received	(\$641.25)	(\$315.00)	103.57%	Completed
23900	Dividends Received	(\$5,599.94)	(\$2,568.06)	118.06%	Completed
24200	Contributions	(\$22,693.08)	(\$17,517.30)	29.55%	Completed
24700	Changes in Market Values of Investments	\$26,600.15	(\$54,518.20)	(148.79)%	Completed
25000	Interest Received	(\$34.70)	(\$18.78)	84.77%	Completed
30100	Accountancy Fees	\$925.00	\$970.00	(4.64)%	Completed
30400	ATO Supervisory Levy	\$259.00		100%	Completed
30700	Auditor's Remuneration	\$550.00	\$450.00	22.22%	Completed
48100	Division 293 Tax		\$3,558.75	100%	Completed
48500	Income Tax Expense	(\$488.10)	\$7,452.21	(106.55)%	Completed
49000	Profit/Loss Allocation Account	\$1,122.92	\$62,506.38	(98.2)%	Completed
50000	Members	(\$246,928.47)	(\$245,805.55)	0.46%	Completed
60400	Bank Accounts	\$59,490.32	\$28,198.15	110.97%	Completed
77600	Shares in Listed Companies (Australian)	\$162,786.68	\$195,892.93	(16.9)%	Completed
78000	Stapled Securities	\$11,655.00	\$12,330.00	(5.47)%	Completed
85000	Income Tax Payable /Refundable	\$3,106.84	\$1,500.29	107.08%	Completed
86000	PAYG Payable	(\$931.00)	(\$877.00)	6.16%	Completed

Code	Workpaper	CY Balance	LY Balance	Change	Status
88000	Sundry Creditors	(\$1,475.00)	(\$885.00)	66.67%	Completed
89000	Deferred Tax Liability/Asset	\$12,295.63	\$9,646.18	27.47%	Completed
A	Financial Statements				Completed
B	Permanent Documents				Completed
C	Other Documents				Completed
D	Pension Documentation				Completed
E	Estate Planning				Completed

# 23800 - Distributions Received

2022 Financial Year

**Preparer** Lousse Montiel

**Reviewer** Steven Lee

**Status** Completed

Account Code	Description	CY Balance	LY Balance	Change
SCG.AX2	Scentre Group	(\$641.25)	(\$315.00)	103.57%
<b>TOTAL</b>		<b>CY Balance</b>	<b>LY Balance</b>	
		(\$641.25)	(\$315.00)	

## Supporting Documents

- Distribution Reconciliation Report [Report](#)
- SCG\_Issuer\_Annual\_Tax\_Statement\_2022\_03\_31.pdf [SCG.AX2](#)

## Standard Checklist

- Attach a copy of all Tax Statements
- Attach a copy of Distribution Reconciliation Report
- Ensure all Distributions have been reviewed on [Distribution Tax Automation](#)

SEVERINO FAMILY SUPER

# Distribution Reconciliation Report

For The Period 01 July 2021 - 30 June 2022

Date	Payment Received	Non Primary Production Income (A) * <sub>1</sub>				Distributed Capital Gains (B) * <sub>2</sub>					Foreign Income * <sub>3</sub>		Non-Assessable			Taxable Income
		Franked	Unfranked	Interest/ Other	Franking Credits	Discounted (After Discount)	Rate * <sub>5</sub>	CGT Concession	Indexed	Other	Foreign Income	Foreign Credits	Tax Exempt	Tax Free	Tax Deferred / AMIT * <sub>6</sub>	
<b>Stapled Securities</b>																
SCG.AX Scentre Group																
31/08/2021	315.00						S									0.00
28/02/2022	326.25						S									0.00
30/06/2022	0.00	133.73	0.00	210.73	57.31	0.00	I	0.00	0.00	0.00	42.67	1.64	0.00	0.00	254.12	446.08
	641.25	133.73	0.00	210.73	57.31	0.00		0.00	0.00	0.00	42.67	1.64	0.00	0.00	254.12	446.08
<i>Net Cash Distribution:</i>		641.25														
	<b>641.25</b>	<b>133.73</b>	<b>0.00</b>	<b>210.73</b>	<b>57.31</b>	<b>0.00</b>		<b>0.00</b>	<b>0.00</b>	<b>0.00</b>	<b>42.67</b>	<b>1.64</b>	<b>0.00</b>	<b>0.00</b>	<b>254.12</b>	<b>446.08</b>

**SEVERINO FAMILY SUPER**

**Distribution Reconciliation Report**

For The Period 01 July 2021 - 30 June 2022

Date	Non Primary Production Income (A) * <sub>1</sub>			Distributed Capital Gains (B) * <sub>2</sub>					Foreign Income * <sub>3</sub>		Non-Assessable				Taxable Income	
	Payment Received	Franked	Unfranked	Interest/ Other	Franking Credits	Discounted (After Discount)	Rate * <sub>5</sub>	CGT Concession	Indexed	Other	Foreign Income	Foreign Credits	Tax Exempt	Tax Free		Tax Deferred / AMIT * <sub>6</sub>
<b>TOTAL</b>	<b>641.25</b>	<b>133.73</b>	<b>0.00</b>	<b>210.73</b>	<b>57.31</b>	<b>0.00</b>		<b>0.00</b>	<b>0.00</b>	<b>0.00</b>	<b>42.67</b>	<b>1.64</b>	<b>0.00</b>	<b>0.00</b>	<b>254.12</b>	<b>446.08</b>

**Total Distributed Gains**

Discount Rate	Discounted	Gross
Superfund 1/3	0.00	0.00
Individual 50%(I)	0.00	0.00
<b>Total</b>	<b>0.00</b>	<b>0.00</b>

\*<sub>1</sub> Summary of Non Primary Production Income (A)

Tax Label	Franked	Unfranked	Interest/Other	Less Other Deduction	Income Before Credits * <sub>7</sub>	Franking Credits	Total Including Credits
11M Gross trust distributions	133.73	0.00	210.73	0.00	344.46	57.31	<b>401.77</b>

\*<sub>2</sub> Forms part of the Net Capital Gains calculation for Tax Label 11A.

\*<sub>3</sub> Forms part of the Foreign Credits calculation for Tax Label 11D, D1, 13C1.

\*<sub>4</sub> Taxable Income is designed to match Tax Statement provided by Fund Manager.

Taxable Income in the SMSF Annual Return will be different due to application of Capital Losses in Net Capital Gain calculation and application of different discount method.

\*<sub>5</sub> This is the discount rate selected for the transaction. "S" being Super Funds at 1/3 and "I" being Individual at 50%.

\*<sub>6</sub> AMIT cost base net increase is reflected as negative amount i.e. negative tax deferred and AMIT cost base net decrease is reflected as positive amount i.e. positive tax deferred.

\*<sub>7</sub> Sum of Income Before Credits reconciles with Taxable Trust Distributions in Statement of Taxable Income.

^ Variance between Payment Received and Net Cash Distribution.

## 2022 TAX STATEMENT

┌ 035007 000 SCG



MR CLAYTON SEVERINO &  
 MRS BRONWYN LOUISE SEVERINO  
 <SEVERINO FAMILY S/F A/C>  
 49 CARINA ROAD  
 OYSTER BAY NSW 2225

31 March 2022

SCG Holder No: HIN WITHHELD

### Attribution Managed Investment Trust Member Annual Tax Statement for the 30 June 2022 Year

#### Part A: 2022 tax return (supplementary section) items for a resident individual

This Statement includes all distributions paid by the entities in Scentre Group (consisting of Scentre Group Limited, Scentre Group Trust 1, Scentre Group Trust 2 and Scentre Group Trust 3) in respect of the period 1 July 2021 to 30 June 2022.

	SGL	SGT1	SGT2	SGT3	Tax Return Label
<b>Tax Return - Income Section</b>					
Dividends - franked	\$130.05			\$3.60	11T
Franking credit	\$55.74			\$1.54	11U
TFN amounts withheld	\$0.00			\$0.00	11V
<b>Tax Return - Supplementary Section</b>					
Non-primary production income					
- Share of net income from trusts		\$107.29	\$103.46		13U
- Franked distributions from trusts		\$0.11	Nil		13C
Share of franking credits from franked distributions		\$0.03	Nil		13Q
TFN amounts withheld		\$0.00	\$0.00		13R
Total current year capital gains - grossed up		Nil	Nil		18H
Net capital gain		Nil	Nil		18A
Assessable foreign source income		\$21.71	\$22.61		20E
Other net foreign source income		\$21.71	\$22.61		20M
Foreign income tax offsets		\$0.76	\$0.89		20O

AMIT Cost Base Adjustments	SGT1	SGT2
AMIT cost base net amount - excess (reduce cost base)	\$125.48	\$128.62
AMIT cost base net amount - shortfall (increase cost base)	Nil	Nil

**Use only this Tax Statement to complete your 2022 Tax Return, it includes all distributions/dividends paid by the entities in Scentre Group that should be included in your 2022 Tax Return.**

**Please retain this statement for income tax purposes**

The information shown on this statement is also reported to the Australian Taxation Office. This Tax Statement should be read in conjunction with the 2022 Scentre Group Tax Return Guide, which is available on the Scentre Group website at <http://www.scentregroup.com/investors/taxation-information>

## 2022 TAX SUMMARY

035007 000 SCG

MR CLAYTON SEVERINO &  
 MRS BRONWYN LOUISE SEVERINO  
 <SEVERINO FAMILY S/F A/C>  
 49 CARINA ROAD  
 OYSTER BAY NSW 2225

31 March 2022

SCG Holder No: HIN WITHHELD

Net Distribution/Dividend Amount for the 12 months to 30 June 2022	Scentre Group Limited	Scentre Group Trust 1	Scentre Group Trust 2	Scentre Group Trust 3	Total
Distribution/Dividend paid 31 August 2021	\$0.00	\$157.50	\$157.50	\$0.00	\$315.00
Distribution/Dividend paid 28 February 2022	\$130.05	\$96.30	\$96.30	\$3.60	\$326.25
<b>Total Gross Distribution/Dividend</b>	<b>\$130.05</b>	<b>\$253.80</b>	<b>\$253.80</b>	<b>\$3.60</b>	<b>\$641.25</b>
<b>Taxes Withheld</b>					
TFN amounts withheld	\$0.00	\$0.00	\$0.00	\$0.00	\$0.00
Fund Payment					
Withholding tax - (non-residents only)	\$0.00	\$0.00	\$0.00	\$0.00	\$0.00
Non-resident interest/dividend withholding tax	\$0.00	\$0.00	\$0.00	\$0.00	\$0.00
<b>Net Cash Distribution/Dividend</b>	<b>\$130.05</b>	<b>\$253.80</b>	<b>\$253.80</b>	<b>\$3.60</b>	<b>\$641.25</b>
<b>Total Tax Attribution Amount</b>		<b>\$128.32</b>	<b>\$125.18</b>		<b>\$253.50</b>

### Part B: Components of Distribution/Dividend Tax Attribution Amounts

	(\$)	(\$)	(\$)	(\$)
<b>Australian Income - Dividends</b>				
Dividends - franked	\$130.05			\$3.60
<b>Australian Income - Trust Distributions</b>				
Interest		\$0.20	\$24.17	
Dividend - franked		\$0.08	Nil	
Other income		\$107.09	\$79.29	
<b>Total Non-primary production income</b>		<b>\$107.37</b>	<b>\$103.46</b>	
Capital Gains - discount method (50%) (TAP)		Nil	Nil	
<b>Total Net Capital Gains</b>		<b>Nil</b>	<b>Nil</b>	
AMIT CGT Gross up amount		Nil	Nil	
<b>Total Current year capital gains</b>		<b>Nil</b>	<b>Nil</b>	
<b>Foreign Income</b>				
Assessable foreign source income		\$20.95	\$21.72	
<b>Total Tax Attribution Amount</b>		<b>\$128.32</b>	<b>\$125.18</b>	
Franking Credits	\$55.74	\$0.03	Nil	\$1.54
Foreign income tax offsets		\$0.76	\$0.89	

Please retain this statement for income tax purposes

The information shown on this statement is also reported to the Australian Taxation Office.



## 23900 - Dividends Received

2022 Financial Year

Preparer Louise Montiel

Reviewer Steven Lee

Status Completed

Account Code	Description	CY Balance	LY Balance	Change
5GN.AX	5g Networks Limited		(\$27.00)	100%
ALL.AX	Aristocrat Leisure Limited	(\$116.39)	(\$27.50)	323.24%
ANZ.AX	Australia And New Zealand Banking Group Limited	(\$1,278.00)	(\$540.00)	136.67%
BLD.AX	Boral Limited.	(\$105.00)		100%
DOW.AX	Downer Edi Limited	(\$240.72)	(\$90.27)	166.67%
HUM.AX	Humm Group Limited	(\$42.50)		100%
IVC.AX	Invocare Limited	(\$89.68)	(\$53.38)	68%
LNK.AX	Link Administration Holdings Limited	(\$93.50)	(\$88.00)	6.25%
NAB.AX	National Australia Bank Limited	(\$1,461.77)	(\$615.30)	137.57%
PPE.AX	People Infrastructure Ltd	(\$187.50)	(\$135.00)	38.89%
RHP.AX	Rhipe Limited	(\$208.00)	(\$56.00)	271.43%
STO.AXW	Santos Limited	(\$243.78)	(\$115.37)	111.3%
WBC.AX	Westpac Banking Corporation	(\$968.00)	(\$712.00)	35.96%
WHC.AX	Whitehaven Coal Limited	(\$172.00)		100%
WPL.AX	Woodside Petroleum Ltd	(\$393.10)	(\$108.24)	263.17%
<b>TOTAL</b>		<b>CY Balance</b>	<b>LY Balance</b>	
		(\$5,599.94)	(\$2,568.06)	

## Supporting Documents

- Investment Income Comparison Report Report
- Dividend Reconciliation Report Report

## Standard Checklist

- Attach copies of all dividend statements
- Attach copy of Dividend Reconciliation Report
- Attach copy of Investment Income Comparison Report

## SEVERINO FAMILY SUPER

## Dividend Reconciliation Report

For The Period 01 July 2021 - 30 June 2022

Date	Net Payment Received	Australian Income			Foreign Income			Withheld		
		Unfranked	Franked	Franking Credits	Foreign Income	Foreign Credits	NZ Credits	TFN Withheld	Non-Resident	LIC Deduction
<b>Shares in Listed Companies (Australian)</b>										
ALL.AX Aristocrat Leisure Limited										
02/07/2021	41.25	0.00	41.25	17.68						
17/12/2021	75.14	0.00	75.14	32.20						
	116.39	0.00	116.39	49.88						
ANZ.AX Australia And New Zealand Banking Group Limited										
01/07/2021	630.00	0.00	630.00	270.00						
16/12/2021	648.00	0.00	648.00	277.71						
	1,278.00	0.00	1,278.00	547.71						
BLD.AX Boral Limited.										
14/02/2022	105.00	105.00	0.00	0.00						
	105.00	105.00	0.00	0.00						
DOW.AX Downer Edi Limited										
23/09/2021	120.36	120.36	0.00	0.00						
24/03/2022	120.36	120.36	0.00	0.00						
	240.72	240.72	0.00	0.00						
HUM.AX Humm Group Limited										

**SEVERINO FAMILY SUPER****Dividend Reconciliation Report**

For The Period 01 July 2021 - 30 June 2022

Date	Net Payment Received	Australian Income			Foreign Income			Withheld		
		Unfranked	Franked	Franking Credits	Foreign Income	Foreign Credits	NZ Credits	TFN Withheld	Non-Resident	LIC Deduction
06/04/2022	42.50	0.00	42.50	18.21						
	42.50	0.00	42.50	18.21						
IVC.AX Invocare Limited										
07/10/2021	40.57	0.00	40.57	17.39						
08/04/2022	49.11	0.00	49.11	21.05						
	89.68	0.00	89.68	38.44						
LNK.AX Link Administration Holdings Limited										
20/10/2021	60.50	0.00	60.50	25.93						
08/04/2022	33.00	0.00	33.00	14.14						
	93.50	0.00	93.50	40.07						
NAB.AX National Australia Bank Limited										
02/07/2021	690.60	0.00	690.60	295.97						
15/12/2021	771.17	0.00	771.17	330.50						
	1,461.77	0.00	1,461.77	626.47						
PPE.AX People Infrastructure Ltd										
01/10/2021	90.00	0.00	90.00	38.57						
29/03/2022	97.50	0.00	97.50	41.79						

## SEVERINO FAMILY SUPER

## Dividend Reconciliation Report

For The Period 01 July 2021 - 30 June 2022

Date	Net Payment Received	Australian Income			Foreign Income			Withheld		
		Unfranked	Franked	Franking Credits	Foreign Income	Foreign Credits	NZ Credits	TFN Withheld	Non-Resident	LIC Deduction
	187.50	0.00	187.50	80.36						
RHP.AX Rhipe Limited										
25/10/2021	208.00	0.00	208.00	89.14						
	208.00	0.00	208.00	89.14						
STO.AX Santos Limited										
21/09/2021	96.17	0.00	96.17	41.22						
24/03/2022	147.61	44.28	103.33	44.28						
	243.78	44.28	199.50	85.50						
WBC.AX Westpac Banking Corporation										
21/12/2021	480.00	0.00	480.00	205.71						
24/06/2022	488.00	0.00	488.00	209.14						
	968.00	0.00	968.00	414.85						
WHC.AX Whitehaven Coal Limited										
11/03/2022	172.00	172.00	0.00	0.00						
	172.00	172.00	0.00	0.00						
WPL.AX Woodside Petroleum Ltd										
24/09/2021	86.17	0.00	86.17	36.93						

**SEVERINO FAMILY SUPER**  
**Dividend Reconciliation Report**

For The Period 01 July 2021 - 30 June 2022

Date	Net Payment Received	Australian Income			Foreign Income			Withheld		
		Unfranked	Franked	Franking Credits	Foreign Income	Foreign Credits	NZ Credits	TFN Withheld	Non-Resident	LIC Deduction
23/03/2022	306.93	0.00	306.93	131.54						
	393.10	0.00	393.10	168.47						
	<b>5,599.94</b>	<b>562.00</b>	<b>5,037.94</b>	<b>2,159.10</b>						
<b>TOTAL</b>	<b>5,599.94</b>	<b>562.00</b>	<b>5,037.94</b>	<b>2,159.10</b>						

**Tax Return Reconciliation**

	Totals	Tax Return Label
Unfranked	562.00	J
Franked Dividends	5,037.94	K
Franking Credits	2,159.10	L

## SEVERINO FAMILY SUPER

## Investment Income Comparison Report

As at 30 June 2022

Investment	Ledger Data				ASX & UUT Data						
	Transaction Date	Income Amount	Franking Credit	Date Payable	Ex Div/Dist Date	Units On Hand	45 Day Qualified	Amount per share/unit	Estimated Income	Estimated Franking*	
<b>Reconciled</b>											
<b>Shares in Listed Companies (Australian)</b>											
ALL.AX	Aristocrat Leisure Limited	02/07/2021	41.25	17.68	02/07/2021	28/05/2021	275.00	275.00	0.1500	41.25	17.68
ALL.AX	Aristocrat Leisure Limited	17/12/2021	75.14	32.20	17/12/2021	01/12/2021	289.00	289.00	0.2600	75.14	32.20
ANZ.AX	Australia And New Zealand Banking Group Limited	01/07/2021	630.00	270.00	01/07/2021	10/05/2021	900.00	900.00	0.7000	630.00	270.00
ANZ.AX	Australia And New Zealand Banking Group Limited	16/12/2021	648.00	277.71	16/12/2021	08/11/2021	900.00	900.00	0.7200	648.00	277.71
BLD.AX	Boral Limited.	14/02/2022	105.00	0.00	14/02/2022	04/02/2022	1,500.00	1,500.00	0.0700	105.00	0.00
DOW.AX	Downer Edi Limited	23/09/2021	120.36	0.00	23/09/2021	25/08/2021	1,003.00	1,003.00	0.1200	120.36	0.00
DOW.AX	Downer Edi Limited	24/03/2022	120.36	0.00	24/03/2022	23/02/2022	1,003.00	1,003.00	0.1200	120.36	0.00
HUM.AX	Humm Group Limited	06/04/2022	42.50	18.21	06/04/2022	28/02/2022	2,500.00	2,500.00	0.0170	42.50	18.21
IVC.AX	Invocare Limited	07/10/2021	40.57	17.39	07/10/2021	02/09/2021	427.00	427.00	0.0950	40.56	17.38
IVC.AX	Invocare Limited	08/04/2022	49.11	21.05	08/04/2022	03/03/2022	427.00	427.00	0.1150	49.10	21.04
LNK.AX	Link Administration Holdings Limited	20/10/2021	60.50	25.93	20/10/2021	31/08/2021	1,100.00	1,100.00	0.0550	60.50	25.93
LNK.AX	Link Administration Holdings Limited	08/04/2022	33.00	14.14	08/04/2022	02/03/2022	1,100.00	1,100.00	0.0300	33.00	14.14
NAB.AX	National Australia Bank Limited	02/07/2021	690.60	295.97	02/07/2021	13/05/2021	1,151.00	1,151.00	0.6000	690.60	295.97
NAB.AX	National Australia Bank Limited	15/12/2021	771.17	330.50	15/12/2021	15/11/2021	1,151.00	1,151.00	0.6700	771.17	330.50
PPE.AX	People Infrastructure Ltd	01/10/2021	90.00	38.57	01/10/2021	03/09/2021	1,500.00	1,500.00	0.0600	90.00	38.57
PPE.AX	People Infrastructure Ltd	29/03/2022	97.50	41.79	29/03/2022	25/02/2022	1,500.00	1,500.00	0.0650	97.50	41.79
RHP.AX	Rhipe Limited	25/10/2021	208.00	89.14	25/10/2021	15/10/2021	1,600.00	1,600.00	0.1300	208.00	89.14
STO.AX	Santos Limited	21/09/2021	96.17	41.22	21/09/2021	20/08/2021	1,250.00	1,250.00	0.0769	96.17	41.22
STO.AX	Santos Limited	24/03/2022	147.61	44.28	24/03/2022	21/02/2022	1,250.00	1,250.00	0.1181	147.61	44.28
WBC.AX	Westpac Banking Corporation	21/12/2021	480.00	205.71	21/12/2021	05/11/2021	800.00	800.00	0.6000	480.00	205.71

## SEVERINO FAMILY SUPER

## Investment Income Comparison Report

As at 30 June 2022

Investment	Ledger Data			ASX & UUT Data							
	Transaction Date	Income Amount	Franking Credit	Date Payable	Ex Div/Dist Date	Units On Hand	45 Day Qualified	Amount per share/unit	Estimated Income	Estimated Franking*	
WBC.AX	Westpac Banking Corporation	24/06/2022	488.00	209.14	24/06/2022	19/05/2022	800.00	800.00	0.6100	488.00	209.14
WHC.AX	Whitehaven Coal Limited	11/03/2022	172.00	0.00	11/03/2022	24/02/2022	2,150.00	2,150.00	0.0800	172.00	0.00
WPL.AX	Woodside Petroleum Ltd	24/09/2021	86.17	36.93	24/09/2021	30/08/2021	210.00	210.00	0.4103	86.17	36.93
WPL.AX	Woodside Petroleum Ltd	23/03/2022	306.93	131.54	23/03/2022	24/02/2022	210.00	210.00	1.4616	306.93	131.54
			<b>5,599.94</b>	<b>2,159.10</b>					<b>7.3339</b>	<b>5,599.93</b>	<b>2,159.08</b>
<b>Stapled Securities</b>											
SCG.AX	Scentre Group	31/08/2021	315.00		31/08/2021	13/08/2021	4,500.00	4,500.00	0.0700	315.00	0.04
SCG.AX	Scentre Group	28/02/2022	326.25		28/02/2022	14/02/2022	4,500.00	4,500.00	0.0725	326.25	57.28
SCG.AX	Scentre Group	30/06/2022	0.00	57.31							
			<b>641.25</b>	<b>57.31</b>					<b>0.1425</b>	<b>641.25</b>	<b>57.32</b>
			<b>6,241.19</b>	<b>2,216.41</b>					<b>7.4764</b>	<b>6,241.18</b>	<b>2,216.40</b>

\*Franking credit is estimated using 45 day qualified units. The estimation might not be accurate for preference shares and hedging arrangements.



# 24200 - Contributions

2022 Financial Year

**Preparer** Lousse Montiel

**Reviewer** Steven Lee

**Status** Completed

Account Code	Description	CY Balance	LY Balance	Change
SEVCLA00001A	(Contributions) Severino, Clayton - Accumulation (Accumulation)	(\$22,693.08)	(\$17,517.30)	29.55%
<b>TOTAL</b>		<b>CY Balance</b>	<b>LY Balance</b>	
		(\$22,693.08)	(\$17,517.30)	

## Supporting Documents

- Contributions Breakdown Report [Report](#)
- SuperStream Contribution Data Report [Report](#)

## Standard Checklist

- Attach copies of S290-170 notices (if necessary)
- Attach copy of Contributions Breakdown Report
- Attach SuperStream Contribution Data Report
- Check Fund is registered for SuperStream (if necessary)
- Ensure all Contributions have been allocated from Bank Accounts
- Ensure Work Test is satisfied if members are over 65

**SEVERINO FAMILY SUPER**

**Contributions Breakdown Report**

For The Period 01 July 2021 - 30 June 2022

**Summary**

Member	D.O.B	Age (at 30/06/2021)	Total Super Balance (at 30/06/2021) *1	Concessional	Non-Concessional	Other	Reserves	Total
Severino, Bronwyn	Provided	46	11,027.39	0.00	0.00	0.00	0.00	0.00
Severino, Clayton	Provided	46	234,778.16	22,693.08	0.00	0.00	0.00	22,693.08
<b>All Members</b>				<b>22,693.08</b>	<b>0.00</b>	<b>0.00</b>	<b>0.00</b>	<b>22,693.08</b>

\*1 TSB can include information external to current fund's transaction records. The amount is per individual across all funds.

**Contribution Caps**

Member	Contribution Type	Contributions	Cap	Current Position
Severino, Bronwyn	Concessional (5 year carry forward cap available)	0.00	102,500.00	102,500.00 Below Cap
	Non-Concessional	0.00	110,000.00	110,000.00 Below Cap
Severino, Clayton	Concessional (5 year carry forward cap available)	22,693.08	35,482.36	12,789.28 Below Cap
	Non-Concessional	0.00	110,000.00	110,000.00 Below Cap

**Carry Forward Unused Concessional Contribution Cap**

Member	2017	2018	2019	2020	2021	2022	Current Position
Severino, Bronwyn							
Concessional Contribution Cap	30,000.00	25,000.00	25,000.00	25,000.00	25,000.00	27,500.00	
Concessional Contribution	0.00	0.00	0.00	0.00	0.00	0.00	
Unused Concessional Contribution	0.00	0.00	25,000.00	25,000.00	25,000.00	27,500.00	
Cumulative Carry Forward Unused	N/A	N/A	0.00	25,000.00	50,000.00	75,000.00	
Maximum Cap Available	30,000.00	25,000.00	25,000.00	50,000.00	75,000.00	102,500.00	102,500.00 Below Cap
Total Super Balance	0.00	7,848.38	7,832.28	7,813.82	8,652.86	11,027.39	
Severino, Clayton							
Concessional Contribution Cap	30,000.00	25,000.00	25,000.00	25,000.00	25,000.00	27,500.00	
Concessional Contribution	19,522.41	18,185.50	23,772.46	25,727.88	17,517.30	22,693.08	
Unused Concessional Contribution	0.00	0.00	1,227.54	0.00	7,482.70	4,806.92	
Cumulative Carry Forward Unused	N/A	N/A	0.00	1,227.54	499.66	7,982.36	
Maximum Cap Available	30,000.00	25,000.00	25,000.00	26,227.54	25,499.66	35,482.36	12,789.28 Below Cap
Total Super Balance	0.00	110,379.91	123,807.15	140,778.25	174,646.31	234,778.16	

## NCC Bring Forward Caps

Member	Bring Forward Cap	2019	2020	2021	2022	Total	Current Position
Severino, Bronwyn	N/A	0.00	0.00	0.00	0.00	N/A	Bring Forward Not Triggered
Severino, Clayton	N/A	0.00	0.00	0.00	0.00	N/A	Bring Forward Not Triggered

## Severino, Clayton

Date	Transaction Description	Ledger Data					SuperStream Data				
		Contribution Type	Concessional	Non-Concession	Other	Reserves	Contribution	Employer	Concessional	Non-Concess	Other
04/08/2021	Deposit QUICKSUPER QUICKSPR3018667 447	Employer	2,535.23				Employer	Site - STOCKLAND DEVELOPMENT PTY LTD	2,535.23		
31/08/2021	Deposit QUICKSUPER QUICKSPR3035983 445	Employer	1,690.22				Employer	Site - STOCKLAND DEVELOPMENT PTY LTD	1,690.22		
05/10/2021	Deposit QUICKSUPER QUICKSPR3058145 213	Employer	1,666.55				Employer	Site - STOCKLAND DEVELOPMENT PTY LTD	1,666.55		
29/10/2021	Deposit QUICKSUPER QUICKSPR3074415 369	Employer	2,305.78				Employer	Site - STOCKLAND DEVELOPMENT PTY LTD	2,305.78		
01/12/2021	Deposit QUICKSUPER QUICKSPR3096323 824	Employer	1,698.68				Employer	Site 1 - STOCKLAND DEVELOPMENT PTY LTD	1,698.68		
23/12/2021	Deposit QUICKSUPER QUICKSPR3111318 020	Employer	1,887.54				Employer	Site 1 - STOCKLAND DEVELOPMENT PTY LTD	1,887.54		
03/02/2022	Deposit QUICKSUPER QUICKSPR3137005 195	Employer	1,818.18				Employer	Site 1 - STOCKLAND DEVELOPMENT PTY LTD	1,818.18		
15/03/2022	Deposit QUICKSUPER QUICKSPR3164866 682	Employer	1,818.18				Employer	Site 1 - STOCKLAND DEVELOPMENT PTY LTD	1,818.18		
02/05/2022	Deposit QUICKSUPER	Employer	1,818.18				Employer	Site 1 - STOCKLAND DEVELOPMENT	1,818.18		

17/05/2022	4288 Deposit QUICKSUPER QUICKSPR3208268 996	Employer	1,818.18			Employer	PTY LTD Site 1 - STOCKLAND DEVELOPMENT PTY LTD	1,818.18
01/06/2022	Deposit QUICKSUPER QUICKSPR3219160 131	Employer	1,818.18			Employer	Site 1 - STOCKLAND DEVELOPMENT PTY LTD	1,818.18
23/06/2022	Deposit QUICKSUPER QUICKSPR3235320 550	Employer	1,818.18			Employer	Site 1 - STOCKLAND DEVELOPMENT PTY LTD	1,818.18
<b>Total - Severino, Clayton</b>			<b>22,693.08</b>	<b>0.00</b>	<b>0.00</b>			<b>22,693.08</b>
<b>Total for All Members</b>			<b>22,693.08</b>	<b>0.00</b>	<b>0.00</b>			<b>0.00</b>

**SEVERINO FAMILY SUPER**

**SuperStream Contribution Data Report**

For The Period 01 July 2021 - 30 June 2022

Transaction Date	Reference	Employer Org	Pay Period	Employer	Personal - NCC	Spouse & Child	Other Family & Friends	Any Other	Total
<b>Severino, Clayton</b>									
04/08/2021	QUICKSPR3018667447	Site - STOCKLAND DEVELOPMENT PTY LTD	26/06/2021 - 06/08/2021	2,535.23	0.00	0.00	0.00	0.00	2,535.23
31/08/2021	QUICKSPR3035983445	Site - STOCKLAND DEVELOPMENT PTY LTD	07/08/2021 - 03/09/2021	1,690.22	0.00	0.00	0.00	0.00	1,690.22
05/10/2021	QUICKSPR3058145213	Site - STOCKLAND DEVELOPMENT PTY LTD	04/09/2021 - 01/10/2021	1,666.55	0.00	0.00	0.00	0.00	1,666.55
29/10/2021	QUICKSPR3074415369	Site - STOCKLAND DEVELOPMENT PTY LTD	02/10/2021 - 29/10/2021	2,305.78	0.00	0.00	0.00	0.00	2,305.78
01/12/2021	QUICKSPR3096323824	Site 1 - STOCKLAND DEVELOPMENT PTY LTD	30/10/2021 - 26/11/2021	1,698.68	0.00	0.00	0.00	0.00	1,698.68
23/12/2021	QUICKSPR3111318020	Site 1 - STOCKLAND DEVELOPMENT PTY LTD	27/11/2021 - 24/12/2021	1,887.54	0.00	0.00	0.00	0.00	1,887.54
03/02/2022	QUICKSPR3137005195	Site 1 - STOCKLAND DEVELOPMENT PTY LTD	25/12/2021 - 04/02/2022	1,818.18	0.00	0.00	0.00	0.00	1,818.18
15/03/2022	QUICKSPR3164866682	Site 1 - STOCKLAND DEVELOPMENT PTY LTD	05/02/2022 - 04/03/2022	1,818.18	0.00	0.00	0.00	0.00	1,818.18
02/05/2022	QUICKSPR3197074288	Site 1 - STOCKLAND DEVELOPMENT PTY LTD	05/03/2022 - 01/04/2022	1,818.18	0.00	0.00	0.00	0.00	1,818.18
17/05/2022	QUICKSPR3208268996	Site 1 - STOCKLAND DEVELOPMENT PTY LTD	02/04/2022 - 29/04/2022	1,818.18	0.00	0.00	0.00	0.00	1,818.18
01/06/2022	QUICKSPR3219160131	Site 1 - STOCKLAND DEVELOPMENT PTY LTD	30/04/2022 - 27/05/2022	1,818.18	0.00	0.00	0.00	0.00	1,818.18
23/06/2022	QUICKSPR3235320550	Site 1 - STOCKLAND DEVELOPMENT PTY LTD	28/05/2022 - 24/06/2022	1,818.18	0.00	0.00	0.00	0.00	1,818.18
				<b>22,693.08</b>	<b>0.00</b>	<b>0.00</b>	<b>0.00</b>	<b>0.00</b>	<b>22,693.08</b>

---

22,693.08	0.00	0.00	0.00	0.00	22,693.08
-----------	------	------	------	------	-----------

---

\*Data last updated: 03/05/2023

# 24700 - Changes in Market Values of Investments

2022 Financial Year

Preparer Louise Montiel

Reviewer Steven Lee

Status Completed

Account Code	Description	CY Balance	LY Balance	Change
24700	Changes in Market Values of Investments	\$26,600.15	(\$54,518.20)	(148.79)%
<b>TOTAL</b>		<b>CY Balance</b>	<b>LY Balance</b>	
		\$26,600.15	(\$54,518.20)	

## Supporting Documents

- Net Capital Gains Reconciliation [Report](#)
- Market Movement [Report](#)
- Realised Capital Gain Report [Report](#)

## Standard Checklist

- Attach copies of Source Documentation (Contract Notes, Broker Statements, Chess Statements, Contracts of Sale, Managed Fund Statements etc)
- Attach copy of Market Movement report
- Attach copy of Net Capital Gains Reconciliation
- Attach copy of Realised Capital Gain Report
- Ensure all Asset Disposals have been entered
- Ensure all Market Values have been entered for June 30
- Ensure all Tax Deferred Distributions have been entered

# SEVERINO FAMILY SUPER

## Market Movement Report

As at 30 June 2022

Investment	Date	Description	Unrealised				Realised			Total
			Units	Accounting Cost Movement	Market Movement	Depreciation	Balance	Consideration	Accounting Cost Base	
5GN.AX - 5g Networks Limited										
	01/07/2021	Opening Balance	2,700.00	0.00	0.00	0.00	2,295.00	0.00	0.00	0.00
	23/11/2021	Merger	(2,700.00)	(3,502.95)	0.00	0.00	(1,207.95)	2,700.00	3,502.95	(802.95)
	23/11/2021	Writeback	0.00	0.00	1,207.95	0.00	0.00	0.00	0.00	0.00
	<b>30/06/2022</b>		<b>0.00</b>	<b>(3,502.95)</b>	<b>1,207.95</b>	<b>0.00</b>	<b>0.00</b>	<b>2,700.00</b>	<b>3,502.95</b>	<b>(802.95)</b>
ALL.AX - Aristocrat Leisure Limited										
	01/07/2021	Opening Balance	275.00	0.00	0.00	0.00	11,849.75	0.00	0.00	0.00
	26/10/2021	Renounceable Rights Issue	14.00	585.90	0.00	0.00	12,435.65			
	30/06/2022	Revaluation	0.00	0.00	(2,499.83)	0.00	9,935.82	0.00	0.00	0.00
	<b>30/06/2022</b>		<b>289.00</b>	<b>585.90</b>	<b>(2,499.83)</b>	<b>0.00</b>	<b>9,935.82</b>	<b>0.00</b>	<b>0.00</b>	<b>0.00</b>
ALLR.AX - Aristocrat Leisure Limited										
	25/10/2021	Renounceable Rights Issue	14.00	0.00	0.00	0.00	0.00			
	26/10/2021	Renounceable Rights Issue	(14.00)	0.00	0.00	0.00	0.00			
	<b>30/06/2022</b>		<b>0.00</b>	<b>0.00</b>	<b>0.00</b>	<b>0.00</b>	<b>0.00</b>	<b>0.00</b>	<b>0.00</b>	<b>0.00</b>
ANZ.AX - Australia And New Zealand Banking Group Limited										
	01/07/2021	Opening Balance	900.00	0.00	0.00	0.00	25,335.00	0.00	0.00	0.00
	30/06/2022	Revaluation	0.00	0.00	(5,508.00)	0.00	19,827.00	0.00	0.00	0.00
	<b>30/06/2022</b>		<b>900.00</b>	<b>0.00</b>	<b>(5,508.00)</b>	<b>0.00</b>	<b>19,827.00</b>	<b>0.00</b>	<b>0.00</b>	<b>0.00</b>
BLD.AX - Boral Limited.										
	01/07/2021	Opening Balance	1,500.00	0.00	0.00	0.00	11,025.00	0.00	0.00	0.00
	14/02/2022	Return Of Capital	0.00	(3,975.00)	0.00	0.00	7,050.00			
	30/06/2022	Revaluation	0.00	0.00	(3,165.00)	0.00	3,885.00	0.00	0.00	0.00
	<b>30/06/2022</b>		<b>1,500.00</b>	<b>(3,975.00)</b>	<b>(3,165.00)</b>	<b>0.00</b>	<b>3,885.00</b>	<b>0.00</b>	<b>0.00</b>	<b>0.00</b>
CAN.AX - Cann Group Limited										
	01/07/2021	Opening Balance	8,000.00	0.00	0.00	0.00	2,720.00	0.00	0.00	0.00
	30/06/2022	Revaluation	0.00	0.00	(520.00)	0.00	2,200.00	0.00	0.00	0.00
	<b>30/06/2022</b>		<b>8,000.00</b>	<b>0.00</b>	<b>(520.00)</b>	<b>0.00</b>	<b>2,200.00</b>	<b>0.00</b>	<b>0.00</b>	<b>0.00</b>
DOW.AX - Downer Edi Limited										
	01/07/2021	Opening Balance	1,003.00	0.00	0.00	0.00	5,606.77	0.00	0.00	0.00
	30/06/2022	Revaluation	0.00	0.00	(541.62)	0.00	5,065.15	0.00	0.00	0.00
	<b>30/06/2022</b>		<b>1,003.00</b>	<b>0.00</b>	<b>(541.62)</b>	<b>0.00</b>	<b>5,065.15</b>	<b>0.00</b>	<b>0.00</b>	<b>0.00</b>



# SEVERINO FAMILY SUPER

## Market Movement Report

As at 30 June 2022

Investment	Date	Description	Unrealised				Realised			Total
			Units	Accounting Cost Movement	Market Movement	Depreciation	Balance	Consideration	Accounting Cost Base	
EML.AX - EML Payments Limited										
	01/07/2021	Opening Balance	1,350.00	0.00	0.00	0.00	4,698.00	0.00	0.00	0.00
	30/06/2022	Revaluation	0.00	0.00	(3,037.50)	0.00	1,660.50	0.00	0.00	0.00
	<b>30/06/2022</b>		<b>1,350.00</b>	<b>0.00</b>	<b>(3,037.50)</b>	<b>0.00</b>	<b>1,660.50</b>	<b>0.00</b>	<b>0.00</b>	<b>0.00</b>
EOS.AX - Electro Optic Systems Holdings Limited										
	01/07/2021	Opening Balance	600.00	0.00	0.00	0.00	2,586.00	0.00	0.00	0.00
	30/06/2022	Revaluation	0.00	0.00	(1,962.00)	0.00	624.00	0.00	0.00	0.00
	<b>30/06/2022</b>		<b>600.00</b>	<b>0.00</b>	<b>(1,962.00)</b>	<b>0.00</b>	<b>624.00</b>	<b>0.00</b>	<b>0.00</b>	<b>0.00</b>
ETPMAG.AX - Efts Metal Securities Australia Limited										
	01/07/2021	Opening Balance	400.00	0.00	0.00	0.00	12,880.00	0.00	0.00	0.00
	30/06/2022	Revaluation	0.00	0.00	(1,620.00)	0.00	11,260.00	0.00	0.00	0.00
	<b>30/06/2022</b>		<b>400.00</b>	<b>0.00</b>	<b>(1,620.00)</b>	<b>0.00</b>	<b>11,260.00</b>	<b>0.00</b>	<b>0.00</b>	<b>0.00</b>
HUM.AX - Humm Group Limited										
	01/07/2021	Opening Balance	2,500.00	0.00	0.00	0.00	2,475.00	0.00	0.00	0.00
	30/06/2022	Revaluation	0.00	0.00	(1,450.00)	0.00	1,025.00	0.00	0.00	0.00
	<b>30/06/2022</b>		<b>2,500.00</b>	<b>0.00</b>	<b>(1,450.00)</b>	<b>0.00</b>	<b>1,025.00</b>	<b>0.00</b>	<b>0.00</b>	<b>0.00</b>
IVC.AX - Invocare Limited										
	01/07/2021	Opening Balance	427.00	0.00	0.00	0.00	4,940.39	0.00	0.00	0.00
	30/06/2022	Revaluation	0.00	0.00	(473.97)	0.00	4,466.42	0.00	0.00	0.00
	<b>30/06/2022</b>		<b>427.00</b>	<b>0.00</b>	<b>(473.97)</b>	<b>0.00</b>	<b>4,466.42</b>	<b>0.00</b>	<b>0.00</b>	<b>0.00</b>
KAR.AX - Karoon Energy Ltd										
	01/07/2021	Opening Balance	5,000.00	0.00	0.00	0.00	6,650.00	0.00	0.00	0.00
	30/06/2022	Revaluation	0.00	0.00	2,050.00	0.00	8,700.00	0.00	0.00	0.00
	<b>30/06/2022</b>		<b>5,000.00</b>	<b>0.00</b>	<b>2,050.00</b>	<b>0.00</b>	<b>8,700.00</b>	<b>0.00</b>	<b>0.00</b>	<b>0.00</b>
KLL.AX - Kalium Lakes Limited										
	01/07/2021	Opening Balance	17,000.00	0.00	0.00	0.00	4,165.00	0.00	0.00	0.00
	30/06/2022	Revaluation	0.00	0.00	(3,128.00)	0.00	1,037.00	0.00	0.00	0.00
	<b>30/06/2022</b>		<b>17,000.00</b>	<b>0.00</b>	<b>(3,128.00)</b>	<b>0.00</b>	<b>1,037.00</b>	<b>0.00</b>	<b>0.00</b>	<b>0.00</b>
LNK.AX - Link Administration Holdings Limited										
	01/07/2021	Opening Balance	1,100.00	0.00	0.00	0.00	5,544.00	0.00	0.00	0.00
	30/06/2022	Revaluation	0.00	0.00	(1,375.00)	0.00	4,169.00	0.00	0.00	0.00
	<b>30/06/2022</b>		<b>1,100.00</b>	<b>0.00</b>	<b>(1,375.00)</b>	<b>0.00</b>	<b>4,169.00</b>	<b>0.00</b>	<b>0.00</b>	<b>0.00</b>

# SEVERINO FAMILY SUPER

## Market Movement Report

As at 30 June 2022

Investment	Date	Description	Unrealised				Realised			Total
			Units	Accounting Cost Movement	Market Movement	Depreciation	Balance	Consideration	Accounting Cost Base	
NAB.AX - National Australia Bank Limited										
	01/07/2021	Opening Balance	1,151.00	0.00	0.00	0.00	30,179.22	0.00	0.00	0.00
	30/06/2022	Revaluation	0.00	0.00	1,346.67	0.00	31,525.89	0.00	0.00	0.00
	<b>30/06/2022</b>		<b>1,151.00</b>	<b>0.00</b>	<b>1,346.67</b>	<b>0.00</b>	<b>31,525.89</b>	<b>0.00</b>	<b>0.00</b>	<b>0.00</b>
OPT.AX - Opthea Limited										
	01/07/2021	Opening Balance	1,300.00	0.00	0.00	0.00	1,735.50	0.00	0.00	0.00
	30/06/2022	Revaluation	0.00	0.00	(305.50)	0.00	1,430.00	0.00	0.00	0.00
	<b>30/06/2022</b>		<b>1,300.00</b>	<b>0.00</b>	<b>(305.50)</b>	<b>0.00</b>	<b>1,430.00</b>	<b>0.00</b>	<b>0.00</b>	<b>0.00</b>
PNV.AX - Polynovo Limited										
	01/07/2021	Opening Balance	1,740.00	0.00	0.00	0.00	4,906.80	0.00	0.00	0.00
	30/06/2022	Revaluation	0.00	0.00	(2,549.10)	0.00	2,357.70	0.00	0.00	0.00
	<b>30/06/2022</b>		<b>1,740.00</b>	<b>0.00</b>	<b>(2,549.10)</b>	<b>0.00</b>	<b>2,357.70</b>	<b>0.00</b>	<b>0.00</b>	<b>0.00</b>
PPE.AX - People Infrastructure Ltd										
	01/07/2021	Opening Balance	1,500.00	0.00	0.00	0.00	6,885.00	0.00	0.00	0.00
	30/06/2022	Revaluation	0.00	0.00	(2,550.00)	0.00	4,335.00	0.00	0.00	0.00
	<b>30/06/2022</b>		<b>1,500.00</b>	<b>0.00</b>	<b>(2,550.00)</b>	<b>0.00</b>	<b>4,335.00</b>	<b>0.00</b>	<b>0.00</b>	<b>0.00</b>
RHP.AX - Rhipe Limited										
	01/07/2021	Opening Balance	1,600.00	0.00	0.00	0.00	3,344.00	0.00	0.00	0.00
	03/11/2021	Disposal	(1,600.00)	(3,539.95)	0.00	0.00	(195.95)	3,792.00	3,539.95	252.05
	03/11/2021	Writeback	0.00	0.00	195.95	0.00	0.00	0.00	0.00	0.00
	<b>30/06/2022</b>		<b>0.00</b>	<b>(3,539.95)</b>	<b>195.95</b>	<b>0.00</b>	<b>0.00</b>	<b>3,792.00</b>	<b>3,539.95</b>	<b>252.05</b>
SCG.AX2 - Scentre Group										
	01/07/2021	Opening Balance	4,500.00	0.00	0.00	0.00	12,330.00	0.00	0.00	0.00
	30/06/2022	Revaluation	0.00	0.00	(675.00)	0.00	11,655.00	0.00	0.00	0.00
	<b>30/06/2022</b>		<b>4,500.00</b>	<b>0.00</b>	<b>(675.00)</b>	<b>0.00</b>	<b>11,655.00</b>	<b>0.00</b>	<b>0.00</b>	<b>0.00</b>
STO.AXW - Santos Limited										
	01/07/2021	Opening Balance	1,250.00	0.00	0.00	0.00	8,862.50	0.00	0.00	0.00
	30/06/2022	Revaluation	0.00	0.00	412.50	0.00	9,275.00	0.00	0.00	0.00
	<b>30/06/2022</b>		<b>1,250.00</b>	<b>0.00</b>	<b>412.50</b>	<b>0.00</b>	<b>9,275.00</b>	<b>0.00</b>	<b>0.00</b>	<b>0.00</b>
VHT.AX - Volpara Health Technologies Limited										
	01/07/2021	Opening Balance	2,640.00	0.00	0.00	0.00	3,062.40	0.00	0.00	0.00
	30/06/2022	Revaluation	0.00	0.00	(1,953.60)	0.00	1,108.80	0.00	0.00	0.00
	<b>30/06/2022</b>		<b>2,640.00</b>	<b>0.00</b>	<b>(1,953.60)</b>	<b>0.00</b>	<b>1,108.80</b>	<b>0.00</b>	<b>0.00</b>	<b>0.00</b>

# SEVERINO FAMILY SUPER

## Market Movement Report

As at 30 June 2022

Investment	Date	Description	Unrealised				Realised			Total
			Units	Accounting Cost Movement	Market Movement	Depreciation	Balance	Consideration	Accounting Cost Base	
WBC.AX - Westpac Banking Corporation										
	01/07/2021	Opening Balance	800.00	0.00	0.00	0.00	20,648.00	0.00	0.00	0.00
	30/06/2022	Revaluation	0.00	0.00	(5,048.00)	0.00	15,600.00	0.00	0.00	0.00
	<b>30/06/2022</b>		<b>800.00</b>	<b>0.00</b>	<b>(5,048.00)</b>	<b>0.00</b>	<b>15,600.00</b>	<b>0.00</b>	<b>0.00</b>	<b>0.00</b>
WCG.AX - Webcentral Ltd										
	23/11/2021	Merger	5,400.00	2,700.00	0.00	0.00	2,700.00	0.00	0.00	0.00
	30/06/2022	Revaluation	0.00	0.00	(1,566.00)	0.00	1,134.00	0.00	0.00	0.00
	<b>30/06/2022</b>		<b>5,400.00</b>	<b>2,700.00</b>	<b>(1,566.00)</b>	<b>0.00</b>	<b>1,134.00</b>	<b>0.00</b>	<b>0.00</b>	<b>0.00</b>
WDS.AX - Woodside Energy Group Ltd										
	25/05/2022	Code/Class Change	210.00	5,055.75	0.00	0.00	5,055.75	0.00	0.00	0.00
	30/06/2022	Revaluation	0.00	0.00	1,630.65	0.00	6,686.40	0.00	0.00	0.00
	<b>30/06/2022</b>		<b>210.00</b>	<b>5,055.75</b>	<b>1,630.65</b>	<b>0.00</b>	<b>6,686.40</b>	<b>0.00</b>	<b>0.00</b>	<b>0.00</b>
WEB.AX - Webjet Limited										
	01/07/2021	Opening Balance	950.00	0.00	0.00	0.00	4,664.50	0.00	0.00	0.00
	30/06/2022	Revaluation	0.00	0.00	408.50	0.00	5,073.00	0.00	0.00	0.00
	<b>30/06/2022</b>		<b>950.00</b>	<b>0.00</b>	<b>408.50</b>	<b>0.00</b>	<b>5,073.00</b>	<b>0.00</b>	<b>0.00</b>	<b>0.00</b>
WHC.AX - Whitehaven Coal Limited										
	01/07/2021	Opening Balance	2,150.00	0.00	0.00	0.00	4,171.00	0.00	0.00	0.00
	30/06/2022	Revaluation	0.00	0.00	6,235.00	0.00	10,406.00	0.00	0.00	0.00
	<b>30/06/2022</b>		<b>2,150.00</b>	<b>0.00</b>	<b>6,235.00</b>	<b>0.00</b>	<b>10,406.00</b>	<b>0.00</b>	<b>0.00</b>	<b>0.00</b>
WPL.AX - Woodside Petroleum Ltd										
	01/07/2021	Opening Balance	210.00	0.00	0.00	0.00	4,664.10	0.00	0.00	0.00
	25/05/2022	Code/Class Change	(210.00)	0.00	0.00	0.00	4,664.10	0.00	0.00	0.00
	25/05/2022	Code/Class Change	0.00	(5,055.75)	0.00	0.00	(391.65)	5,055.75	5,055.75	0.00
	30/06/2022	Revaluation	0.00	0.00	391.65	0.00	0.00	0.00	0.00	0.00
	<b>30/06/2022</b>		<b>0.00</b>	<b>(5,055.75)</b>	<b>391.65</b>	<b>0.00</b>	<b>0.00</b>	<b>5,055.75</b>	<b>5,055.75</b>	<b>0.00</b>
<b>Total Market Movement</b>										<b>(26,600.15)</b>
			<b>(26,049.25)</b>							<b>(550.90)</b>

## SEVERINO FAMILY SUPER

**Realised Capital Gains Report**

For The Period 01 July 2021 - 30 June 2022

Investment		Accounting Treatment				Tax Treatment						
Purchase Contract Date	Disposal Contract Date	Units	Cost	Proceeds	Accounting Profit/(Loss)	Adjusted Cost Base	Reduced Cost Base	Indexed Cost Base	Indexed Gains	Discounted Gains (Gross)	Other Gains	Capital Loss
<b>Shares in Listed Companies (Australian)</b>												
5GN.AX - 5g Networks Limited												
10/06/2020	23/11/2021	2,700.00	3,502.95	2,700.00	(802.95)	3,502.95	3,502.95	0.00	0.00	0.00	0.00	(802.95)
		<b>2,700.00</b>	<b>3,502.95</b>	<b>2,700.00</b>	<b>(802.95)</b>	<b>3,502.95</b>	<b>3,502.95</b>	<b>0.00</b>	<b>0.00</b>	<b>0.00</b>	<b>0.00</b>	<b>(802.95)</b>
RHP.AX - Rhipe Limited												
15/06/2020	03/11/2021	1,600.00	3,539.95	3,792.00	252.05	3,539.95	3,539.95	0.00	0.00	252.05	0.00	0.00
		<b>1,600.00</b>	<b>3,539.95</b>	<b>3,792.00</b>	<b>252.05</b>	<b>3,539.95</b>	<b>3,539.95</b>	<b>0.00</b>	<b>0.00</b>	<b>252.05</b>	<b>0.00</b>	<b>0.00</b>
		<b>4,300.00</b>	<b>7,042.90</b>	<b>6,492.00</b>	<b>(550.90)</b>	<b>7,042.90</b>	<b>7,042.90</b>	<b>0.00</b>	<b>0.00</b>	<b>252.05</b>	<b>0.00</b>	<b>(802.95)</b>
		<b>4,300.00</b>	<b>7,042.90</b>	<b>6,492.00</b>	<b>(550.90)</b>	<b>7,042.90</b>	<b>7,042.90</b>	<b>0.00</b>	<b>0.00</b>	<b>252.05</b>	<b>0.00</b>	<b>(802.95)</b>

SEVERINO FAMILY SUPER

# Capital Gains Reconciliation Report

For The Period 01 July 2021 - 30 June 2022

	Total	Discounted	Indexed	Other	Notional
<b>Losses available to offset</b>					
Carried forward from prior losses	103,894.19				
Carried forward from prior losses - Collectables	0.00				
Current year capital losses	802.95				
Current year capital losses - Collectables	0.00				
<b>Total Losses Available</b>	<b>104,697.14</b>				
<b>Total Losses Available - Collectables</b>	<b>0.00</b>				
<b>Capital Gains</b>					
Capital gains from disposal of assets	252.05	252.05	0.00	0.00	0.00
Capital gains from disposal of assets - Collectables	0.00	0.00	0.00	0.00	0.00
Capital gains from trust distributions	0.00	0.00	0.00	0.00	0.00
<b>Capital Gains Before Losses applied</b>	<b>252.05</b>	<b>252.05</b>	<b>0.00</b>	<b>0.00</b>	<b>0.00</b>
<b>Losses and discount applied</b>					
Losses applied	252.05	252.05	0.00	0.00	0.00
Losses applied - Collectables	0.00	0.00	0.00	0.00	0.00
Capital gains after losses applied	0.00	0.00	0.00	0.00	0.00
Capital gains after losses applied - Collectables	0.00	0.00	0.00	0.00	0.00
CGT Discount applied	0.00				
CGT Discount applied - Collectables	0.00				

SEVERINO FAMILY SUPER

# Capital Gains Reconciliation Report

For The Period 01 July 2021 - 30 June 2022

---

	Total	Discounted	Indexed	Other	Notional
<b>Net Capital Gain</b>					
Net capital gain	0.00				
Net capital gain - Collectables	0.00				
<b>Total Net Capital Gain (11A)</b>	<b>0.00</b>				
<b>Net Capital Losses Carried Forward to later income</b>					
Net Capital Losses Carried Forward to later income years	104,445.09				
Net Capital Losses Carried Forward to later income years - Collectables	0.00				
<b>Total Net Capital Losses Carried Forward to later income years (14V)</b>	<b>104,445.09</b>				

Note

Refer to Realised Gains Report for details of Disposals at a Security level

Refer to Distribution Reconciliation Report for Trust Distribution details at a Security level

# 25000 - Interest Received

2022 Financial Year

**Preparer** Lousse Montiel

**Reviewer** Steven Lee

**Status** Completed

Account Code	Description	CY Balance	LY Balance	Change
MBL962773131	Macquarie CMA ***131	(\$34.70)	(\$18.78)	84.77%
<b>TOTAL</b>		<b>CY Balance</b>	<b>LY Balance</b>	
		(\$34.70)	(\$18.78)	

## Supporting Documents

- Interest Reconciliation Report [Report](#)

## Standard Checklist

- Attach Interest Reconciliation Report
- Ensure all interest has been recorded from Bank Statements
- Review Statements to ensure all TFN withheld has been input

**SEVERINO FAMILY SUPER**  
**Interest Reconciliation Report**

For The Period 01 July 2021 - 30 June 2022

Date	Payment Amount	Gross Interest	TFN Withheld	Foreign Income	Foreign Credits
<b>Bank Accounts</b>					
MBL962773131 Macquarie CMA ***131					
30/07/2021	3.04	3.04			
31/08/2021	3.13	3.13			
30/09/2021	3.30	3.30			
29/10/2021	3.59	3.59			
30/11/2021	2.62	2.62			
31/12/2021	1.84	1.84			
31/01/2022	1.86	1.86			
28/02/2022	1.84	1.84			
31/03/2022	2.17	2.17			
29/04/2022	2.03	2.03			
31/05/2022	2.39	2.39			
30/06/2022	6.89	6.89			
	34.70	34.70			
	<b>34.70</b>	<b>34.70</b>			
<b>TOTAL</b>	<b>34.70</b>	<b>34.70</b>			

**Tax Return Reconciliation**

	Totals	Tax Return Label
Gross Interest	34.70	11C



# 30100 - Accountancy Fees

2022 Financial Year

**Preparer** Lousse Montiel

**Reviewer** Steven Lee

**Status** Completed

Account Code	Description	CY Balance	LY Balance	Change
30100	Accountancy Fees	\$925.00	\$970.00	(4.64)%
<b>TOTAL</b>		<b>CY Balance</b>	<b>LY Balance</b>	
		\$925.00	\$970.00	

## Supporting Documents

- General Ledger [Report](#)
- INV-1290 (1).pdf [30100](#)

## Standard Checklist

- Attach all source documentation
- Ensure all Transactions have been entered

SEVERINO FAMILY SUPER

# General Ledger

As at 30 June 2022

Transaction Date	Description	Units	Debit	Credit	Balance \$
<b>Accountancy Fees (30100)</b>					
	Accountancy Fees (30100)				
30/06/2022			925.00		925.00 DR
			<b>925.00</b>		<b>925.00 DR</b>

**Total Debits: 925.00**

**Total Credits: 0.00**



# TAX INVOICE

Severino Family Super

**Invoice Date**  
21 Oct 2022

**Invoice Number**  
INV-1290

**ABN**  
60 061 126 663

SuperHelp Australia  
PTY LTD  
PO Box 1906  
MACQUARIE  
CENTRE NSW 2113  
AUSTRALIA

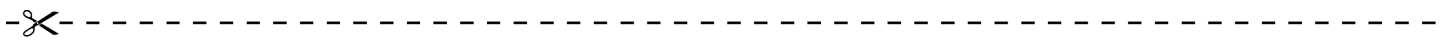
Item	Description	Quantity	Unit Price	GST	Amount AUD
EOY	SMSF Annual Administration	1.00	1,100.00	10%	1,100.00
ADD INV	Additional Investments	15.00	25.00	10%	375.00
DEPO	Deposit	1.00	(550.00)	10%	(550.00)
INCLUDES GST 10%					84.09
<b>TOTAL AUD</b>					925.00
Less Amount Paid					925.00
<b>AMOUNT DUE AUD</b>					<b>0.00</b>

## Due Date: 4 Nov 2022

Please pay the balance of our fees by direct credit into our bank account.

OUR BANK DETAILS (Use your name or your SMSF name as the reference):

Account Name: Superhelp Australia Pty Ltd  
Bank: Commonwealth Bank  
BSB: 06 2099  
Account Number: 1041 7929



# PAYMENT ADVICE

To: SuperHelp Australia PTY LTD  
PO Box 1906  
MACQUARIE CENTRE NSW 2113  
AUSTRALIA

**Customer** Severino Family Super  
**Invoice Number** INV-1290

---

**Amount Due** **0.00**  
**Due Date** 4 Nov 2022

---

**Amount Enclosed**

---

Enter the amount you are paying above

# 30400 - ATO Supervisory Levy

2022 Financial Year

**Preparer** Lousse Montiel

**Reviewer** Steven Lee

**Status** Completed

Account Code	Description	CY Balance	LY Balance	Change
30400	ATO Supervisory Levy	\$259.00		100%
<b>TOTAL</b>		<b>CY Balance</b>	<b>LY Balance</b>	
		\$259.00		

## Supporting Documents

○ General Ledger [Report](#)

## Standard Checklist

- Attach all source documentation
- Ensure all Transactions have been entered

SEVERINO FAMILY SUPER

# General Ledger

As at 30 June 2022

Transaction Date	Description	Units	Debit	Credit	Balance \$
<b>ATO Supervisory Levy (30400)</b>					
<u>ATO Supervisory Levy (30400)</u>					
27/10/2021	BPAY BPAY TO TAX OFFICE PAYMENTS		259.00		259.00 DR
			<b>259.00</b>		<b>259.00 DR</b>

Total Debits: 259.00

Total Credits: 0.00

# 30700 - Auditor's Remuneration

2022 Financial Year

**Preparer** Lousse Montiel

**Reviewer** Steven Lee

**Status** Completed

Account Code	Description	CY Balance	LY Balance	Change
30700	Auditor's Remuneration	\$550.00	\$450.00	22.22%
<b>TOTAL</b>		<b>CY Balance</b>	<b>LY Balance</b>	
		\$550.00	\$450.00	

## Supporting Documents

- General Ledger [Report](#)

## Standard Checklist

- Attach all source documentation
- Ensure all Transactions have been entered

SEVERINO FAMILY SUPER

# General Ledger

As at 30 June 2022

Transaction Date	Description	Units	Debit	Credit	Balance \$
<b>Auditor's Remuneration (30700)</b>					
	Auditor's Remuneration (30700)				
30/06/2022			550.00		550.00 DR
			<b>550.00</b>		<b>550.00 DR</b>

**Total Debits: 550.00**

**Total Credits: 0.00**



# 48100 - Division 293 Tax

2022 Financial Year

**Preparer** Lousse Montiel

**Reviewer** Steven Lee

**Status** Completed

Account Code	Description	CY Balance	LY Balance	Change
SEVCLA00001A	(Division 293 Tax) Severino, Clayton - Accumulation (Accumulation)		\$3,558.75	100%
<b>TOTAL</b>		<b>CY Balance</b>	<b>LY Balance</b>	
			\$3,558.75	

## Supporting Documents

◦ General Ledger [Report](#)

## Standard Checklist

- Attach all correspondence between member and the Fund
- Attach correspondence between the ATO and the Fund

SEVERINO FAMILY SUPER

# General Ledger

As at 30 June 2022

Transaction Date	Description	Units	Debit	Credit	Balance \$
					0.00 DR

Total Debits: 0.00

Total Credits: 0.00

# 48500 - Income Tax Expense

2022 Financial Year

---

**Preparer** Lousse Montiel

**Reviewer** Steven Lee

**Status** Completed

Account Code	Description	CY Balance	LY Balance	Change
48500	Income Tax Expense	(\$488.10)	\$7,452.21	(106.55)%
<b>TOTAL</b>		<b>CY Balance</b>	<b>LY Balance</b>	
		(\$488.10)	\$7,452.21	

## Supporting Documents

No supporting documents

# 49000 - Profit/Loss Allocation Account

2022 Financial Year

---

**Preparer** Louise Montiel

**Reviewer** Steven Lee

**Status** Completed

Account Code	Description	CY Balance	LY Balance	Change
49000	Profit/Loss Allocation Account	\$1,122.92	\$62,506.38	(98.2)%
<b>TOTAL</b>		<b>CY Balance</b>	<b>LY Balance</b>	
		\$1,122.92	\$62,506.38	

## Supporting Documents

No supporting documents

# 50000 - Members

2022 Financial Year

Preparer Luisse Montiel

Reviewer Steven Lee

Status Completed

Account Code	Description	Opening Balance	Contribution Income	Earnings	Member Payments	Tax & Fees	Closing Balance	Change
SEVBRO00001A	Severino, Bronwyn - Accumulation (Accumulation)	(\$11,027.39)		\$859.08		(\$72.49)	(\$10,240.80)	(7.13)%
SEVCLA00001A	Severino, Clayton - Accumulation (Accumulation)	(\$234,778.16)	(\$22,693.08)	\$18,981.13		\$1,802.44	(\$236,687.67)	0.81%
<b>TOTAL</b>		<b>Opening Balance</b>	<b>Contribution Income</b>	<b>Earnings</b>	<b>Member Payments</b>	<b>Tax &amp; Fees</b>	<b>Closing Balance</b>	
		(\$245,805.55)	(\$22,693.08)	\$19,840.21		\$1,729.95	(\$246,928.47)	

## Supporting Documents

- Members Statements [Report](#)
- Members Summary [Report](#)

## Standard Checklist

- Attach copies of Members Statements

# SEVERINO FAMILY SUPER

## Members Statement

Clayton Severino  
 49 Carina Rd  
 Oyster Bay, New South Wales, 2225, Australia

### Your Details

Date of Birth :	Provided	Nominated Beneficiaries:	N/A
Age:	47	Nomination Type:	N/A
Tax File Number:	Provided	Vested Benefits:	236,687.67
Date Joined Fund:	18/09/2009	Total Death Benefit:	236,687.67
Service Period Start Date:	05/07/1993	Current Salary:	0.00
Date Left Fund:		Previous Salary:	0.00
Member Code:	SEVCLA00001A	Disability Benefit:	0.00
Account Start Date:	18/09/2009		
Account Phase:	Accumulation Phase		
Account Description:	Accumulation		

### Your Balance

Total Benefits	236,687.67
<u>Preservation Components</u>	
Preserved	236,687.67
Unrestricted Non Preserved	
Restricted Non Preserved	
<u>Tax Components</u>	
Tax Free	
Taxable	236,687.67

### Your Detailed Account Summary

	This Year	Last Year
Opening balance at 01/07/2021	234,778.16	174,646.31
<u>Increases to Member account during the period</u>		
Employer Contributions	22,693.08	17,517.30
Personal Contributions (Concessional)		
Personal Contributions (Non Concessional)		
Government Co-Contributions		
Other Contributions		
Proceeds of Insurance Policies		
Transfers In		
Net Earnings	(18,981.13)	54,398.91
Internal Transfer In		
<u>Decreases to Member account during the period</u>		
Pensions Paid		
Contributions Tax	3,403.97	2,627.58
Income Tax	(1,601.53)	5,598.03
No TFN Excess Contributions Tax		
Excess Contributions Tax		
Refund Excess Contributions		
Division 293 Tax		3,558.75
Insurance Policy Premiums Paid		
Management Fees		
Member Expenses		
Benefits Paid/Transfers Out		
Superannuation Surcharge Tax		
Internal Transfer Out		
Closing balance at 30/06/2022	236,687.67	234,778.16

**SEVERINO FAMILY SUPER**  
**Members Statement**

---

**Trustee's Disclaimer**

This statement has been prepared by the Trustee for the member whose name appears at the top of this statement. Every effort has been made by the Trustee to ensure the accuracy and completeness of this Statement. The Trustee does not accept any liability for any error, omission or misprint. All amounts shown in relation to benefits do not take into account any amounts which may be withheld to satisfy the requirements imposed by the Income Tax Assessment Act 1936.

Signed by all the trustees of the fund

\_\_\_\_\_  
Clayton Severino  
Trustee

\_\_\_\_\_  
Bronwyn Severino  
Trustee

# SEVERINO FAMILY SUPER

## Members Statement

Bronwyn Severino  
 49 Carina Rd  
 Oyster Bay, New South Wales, 2225, Australia

### Your Details

Date of Birth :	Provided	Nominated Beneficiaries:	N/A
Age:	47	Nomination Type:	N/A
Tax File Number:	Provided	Vested Benefits:	10,240.80
Date Joined Fund:	18/09/2009	Total Death Benefit:	10,240.80
Service Period Start Date:	31/10/1994	Current Salary:	0.00
Date Left Fund:		Previous Salary:	0.00
Member Code:	SEVBRO00001A	Disability Benefit:	0.00
Account Start Date:	18/09/2009		
Account Phase:	Accumulation Phase		
Account Description:	Accumulation		

### Your Balance

Total Benefits	10,240.80
<u>Preservation Components</u>	
Preserved	10,240.80
Unrestricted Non Preserved	
Restricted Non Preserved	
<u>Tax Components</u>	
Tax Free	410.00
Taxable	9,830.80

### Your Detailed Account Summary

	This Year	Last Year
Opening balance at 01/07/2021	11,027.39	8,652.86
<u>Increases to Member account during the period</u>		
Employer Contributions		
Personal Contributions (Concessional)		
Personal Contributions (Non Concessional)		
Government Co-Contributions		
Other Contributions		
Proceeds of Insurance Policies		
Transfers In		
Net Earnings	(859.08)	2,646.92
Internal Transfer In		
<u>Decreases to Member account during the period</u>		
Pensions Paid		
Contributions Tax		
Income Tax	(72.49)	272.39
No TFN Excess Contributions Tax		
Excess Contributions Tax		
Refund Excess Contributions		
Division 293 Tax		
Insurance Policy Premiums Paid		
Management Fees		
Member Expenses		
Benefits Paid/Transfers Out		
Superannuation Surcharge Tax		
Internal Transfer Out		
Closing balance at 30/06/2022	10,240.80	11,027.39



**SEVERINO FAMILY SUPER**  
**Members Statement**

---

**Trustee's Disclaimer**

This statement has been prepared by the Trustee for the member whose name appears at the top of this statement. Every effort has been made by the Trustee to ensure the accuracy and completeness of this Statement. The Trustee does not accept any liability for any error, omission or misprint. All amounts shown in relation to benefits do not take into account any amounts which may be withheld to satisfy the requirements imposed by the Income Tax Assessment Act 1936.

Signed by all the trustees of the fund

\_\_\_\_\_  
Clayton Severino  
Trustee

\_\_\_\_\_  
Bronwyn Severino  
Trustee

SEVERINO FAMILY SUPER  
**Members Summary**

As at 30 June 2022

Opening Balances	Increases				Decreases					Closing Balance	
	Contributions	Transfers In	Net Earnings	Insurance Proceeds	Pensions Paid	Contributions Tax	Taxes Paid	Benefits Paid/ Transfers Out	Insurance Premiums		Member Expenses
<b>Clayton Severino (Age: 47)</b>											
SEVCLA00001A - Accumulation											
234,778.16	22,693.08		(18,981.13)			3,403.97	(1,601.53)				236,687.67
<b>234,778.16</b>	<b>22,693.08</b>		<b>(18,981.13)</b>			<b>3,403.97</b>	<b>(1,601.53)</b>				<b>236,687.67</b>
<b>Bronwyn Severino (Age: 47)</b>											
SEVBRO00001A - Accumulation											
11,027.39			(859.08)				(72.49)				10,240.80
<b>11,027.39</b>			<b>(859.08)</b>				<b>(72.49)</b>				<b>10,240.80</b>
<b>245,805.55</b>	<b>22,693.08</b>		<b>(19,840.21)</b>			<b>3,403.97</b>	<b>(1,674.02)</b>				<b>246,928.47</b>

# 60400 - Bank Accounts

2022 Financial Year

Preparer Louise Montiel

Reviewer Steven Lee

Status Completed

Account Code	Description	CY Balance	LY Balance	Change
MBL962773131	Macquarie CMA ***131	\$59,490.32	\$28,198.15	110.97%
<b>TOTAL</b>		<b>CY Balance</b>	<b>LY Balance</b>	
		\$59,490.32	\$28,198.15	

## Supporting Documents

- Bank Statement Report [Report](#)
- Macquarie CMA Statement - July to Dec 21 .pdf [MBL962773131](#)
- Macquarie CMA Statement - Jan to June 2022.pdf [MBL962773131](#)

## Standard Checklist

- Attach Copies of Bank Statements
- Attach copy of Bank Statement Report
- Ensure all Balances match Statement Balances at June 30
- Ensure all Transactions have been entered

# SEVERINO FAMILY SUPER Bank Statement Report

For The Period 01 July 2021 to 30 June 2022

Chart Code: 60400 / MBL962773131

Account Name: Macquarie CMA \*\*\*131

BSB and Account Number: 182512 962773131

<b>Opening Balance</b>	-	<b>Total Debits</b>	+	<b>Total Credits</b>	=	<b>Closing Balance</b>	<b>Data Feed Used</b>
\$ 28,198.15		\$ 5,443.80		\$ 36,735.97		\$ 59,490.32	

Date	Description	Debit \$	Credit \$	Ledger Balance \$	Statement Balance \$	Variance \$
01/07/2021	Opening Balance			28,198.15		
01/07/2021	Deposit ANZ DIVIDEND A071/00779270 [System Matched Income Data]		630.00	28,828.15		
02/07/2021	Deposit NAB INTERIM DIV DV221/01224692		690.60	29,518.75		
02/07/2021	Deposit ARISTOCRAT DIV S00118718658 [System Matched Income Data]		41.25	29,560.00		
30/07/2021	Interest MACQUARIE CMA INTEREST PAID*		3.04	29,563.04		
02/08/2021	BPAY BPAY TO TAX OFFICE PAYMENTS	877.00		28,686.04		
04/08/2021	Deposit QUICKSUPER QUICKSPR3018667447		2,535.23	31,221.27		
31/08/2021	Interest MACQUARIE CMA INTEREST PAID*		3.13	31,224.40		
31/08/2021	Deposit SCG DISTRIBUTION AUG21/00872896 [System Matched Income Data]		315.00	31,539.40		
31/08/2021	Deposit QUICKSUPER QUICKSPR3035983445		1,690.22	33,229.62		
21/09/2021	Deposit SANTOS LIMITED S00118718658 [System Matched Income Data]		96.17	33,325.79		
23/09/2021	Deposit DOW DIVIDEND AUF21/00823714 [System Matched Income Data]		120.36	33,446.15		
24/09/2021	Deposit WOODSIDE INT21/00686326		86.17	33,532.32		
30/09/2021	Interest MACQUARIE CMA INTEREST PAID*		3.30	33,535.62		
01/10/2021	Deposit PPE FNL DIV 001267692053 [System Matched Income Data]		90.00	33,625.62		
05/10/2021	Deposit QUICKSUPER QUICKSPR3058145213		1,666.55	35,292.17		
07/10/2021	Deposit IVC ITM DIV 001266667813		40.57	35,332.74		

**SEVERINO FAMILY SUPER**

**Bank Statement Report**

For The Period 01 July 2021 to 30 June 2022

Date	Description	Debit \$	Credit \$	Ledger Balance \$	Statement Balance \$	Variance \$
20/10/2021	Deposit LNK FNL DIV 001266508646 [System Matched Income Data]		60.50	35,393.24		
22/10/2021	Funds transfer TRANSACT FUNDS TFR TO SUPERHELP AUSTRALI	885.00		34,508.24		
25/10/2021	Deposit RHP SPCL DIV 001268631833		208.00	34,716.24		
25/10/2021	BPAY BPAY TO TAX OFFICE PAYMENTS	877.00		33,839.24		
26/10/2021	BPAY BPAY TO BOARDROOM P/L #40 [Renounceable Rights Issue - Exercised entitlement and acquired 14 units @ \$41.85. ]	585.90		33,253.34		
27/10/2021	BPAY BPAY TO TAX OFFICE PAYMENTS	302.90		32,950.44		
29/10/2021	Interest MACQUARIE CMA INTEREST PAID*		3.59	32,954.03		
29/10/2021	Deposit QUICKSUPER QUICKSPR3074415369		2,305.78	35,259.81		
03/11/2021	Deposit RHP SOA 001268693704		3,792.00	39,051.81		
30/11/2021	Interest MACQUARIE CMA INTEREST PAID*		2.62	39,054.43		
01/12/2021	Deposit QUICKSUPER QUICKSPR3096323824		1,698.68	40,753.11		
15/12/2021	Deposit NAB FINAL DIV DV222/00704289		771.17	41,524.28		
16/12/2021	Deposit ANZ DIVIDEND A072/00764656 [System Matched Income Data]		648.00	42,172.28		
17/12/2021	Deposit ARISTOCRAT DIV S00118718658		75.14	42,247.42		
21/12/2021	Deposit WBC DIVIDEND 001269192116 [System Matched Income Data]		480.00	42,727.42		
23/12/2021	Deposit QUICKSUPER QUICKSPR3111318020		1,887.54	44,614.96		
31/12/2021	Interest MACQUARIE CMA INTEREST PAID*		1.84	44,616.80		
31/01/2022	Interest MACQUARIE CMA INTEREST PAID*		1.86	44,618.66		
03/02/2022	Deposit QUICKSUPER QUICKSPR3137005195		1,818.18	46,436.84		
14/02/2022	Deposit BLD DIV 001271344426 [System Matched Income Data]		105.00	46,541.84		
14/02/2022	Deposit BLD CAP RTN 001271396240 [Return of Capital: \$2.65 per unit]		3,975.00	50,516.84		

**SEVERINO FAMILY SUPER****Bank Statement Report**

For The Period 01 July 2021 to 30 June 2022

Date	Description	Debit \$	Credit \$	Ledger Balance \$	Statement Balance \$	Variance \$
21/02/2022	BPAY BPAY TO TAX OFFICE PAYMENTS	985.00		49,531.84		
28/02/2022	Interest MACQUARIE CMA INTEREST PAID*		1.84	49,533.68		
28/02/2022	Deposit SCG DISTRIBUTION 22FEB/00869008 [System Matched Income Data]		326.25	49,859.93		
11/03/2022	Deposit WHC DIVIDEND MAR22/00815006 [System Matched Income Data]		172.00	50,031.93		
15/03/2022	Deposit QUICKSUPER QUICKSPR3164866682		1,818.18	51,850.11		
23/03/2022	Deposit WOODSIDE FIN21/00683762 [System Matched Income Data]		306.93	52,157.04		
24/03/2022	Deposit SANTOS DIVIDEND AUF22/00940930 [System Matched Income Data]		147.61	52,304.65		
24/03/2022	Deposit DOW DIVIDEND AUI22/00822419 [System Matched Income Data]		120.36	52,425.01		
29/03/2022	Deposit PPE INTERIM DIV 001272801829 [System Matched Income Data]		97.50	52,522.51		
31/03/2022	Interest MACQUARIE CMA INTEREST PAID*		2.17	52,524.68		
06/04/2022	Deposit HUM DIV 001272952580 [System Matched Income Data]		42.50	52,567.18		
08/04/2022	Deposit LNK DIV 001276210000 [System Matched Income Data]		33.00	52,600.18		
08/04/2022	Deposit IVC FNL DIV 001275131464 [System Matched Income Data]		49.11	52,649.29		
19/04/2022	BPAY BPAY TO TAX OFFICE PAYMENTS	931.00		51,718.29		
29/04/2022	Interest MACQUARIE CMA INTEREST PAID*		2.03	51,720.32		
02/05/2022	Deposit QUICKSUPER QUICKSPR3197074288		1,818.18	53,538.50		
17/05/2022	Deposit QUICKSUPER QUICKSPR3208268996		1,818.18	55,356.68		
31/05/2022	Interest MACQUARIE CMA INTEREST PAID*		2.39	55,359.07		
01/06/2022	Deposit QUICKSUPER QUICKSPR3219160131		1,818.18	57,177.25		
23/06/2022	Deposit QUICKSUPER QUICKSPR3235320550		1,818.18	58,995.43		
24/06/2022	Deposit WBC DIVIDEND 001277846218 [System Matched Income Data]		488.00	59,483.43		

**SEVERINO FAMILY SUPER**  
**Bank Statement Report**

For The Period 01 July 2021 to 30 June 2022

<b>Date</b>	<b>Description</b>	<b>Debit</b> \$	<b>Credit</b> \$	<b>Ledger Balance</b> \$	<b>Statement Balance</b> \$	<b>Variance</b> \$
30/06/2022	Interest MACQUARIE CMA INTEREST PAID*		6.89	59,490.32		
30/06/2022	CLOSING BALANCE			59,490.32		
		<u>5,443.80</u>	<u>36,735.97</u>			



MACQUARIE


# Macquarie Cash Management Account

MACQUARIE BANK LIMITED  
ABN 46 008 583 542 AFSL 237502

enquiries 1800 806 310  
transact@macquarie.com  
www.macquarie.com.au

GPO Box 2520  
Sydney, NSW 2001

1 Shelley Street  
Sydney, NSW 2000



MR C SEVERINO &  
MRS B L SEVERINO  
49 CARINA ROAD  
OYSTER BAY NSW 2225

account balance **\$44,616.80**  
as at 31 Dec 21

account name CLAYTON SEVERINO &  
BRONWYN LOUISE SEVERINO ATF  
SEVERINO FAMILY SUPER FUND  
account no. 962773131

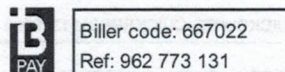
transaction	description	debits	credits	balance
30.06.21	OPENING BALANCE			28,198.15
01.07.21	Deposit ANZ DIVIDEND A071/00779270		630.00	28,828.15
02.07.21	Deposit NAB INTERIM DIV DV221/01224692		690.60	29,518.75
02.07.21	Deposit ARISTOCRAT DIV S00118718658		41.25	29,560.00
30.07.21	Interest MACQUARIE CMA INTEREST PAID*		3.04	29,563.04
02.08.21	BPAY BPAY TO TAX OFFICE PAYMENTS	877.00		28,686.04
04.08.21	Deposit QUICKSUPER QUICKSPR3018667447		2,535.23	31,221.27
31.08.21	Interest MACQUARIE CMA INTEREST PAID*		3.13	31,224.40
31.08.21	Deposit SCG DISTRIBUTION AUG21/00872896		315.00	31,539.40
31.08.21	Deposit QUICKSUPER QUICKSPR3035983445		1,690.22	33,229.62
21.09.21	Deposit SANTOS LIMITED S00118718658		96.17	33,325.79

## how to make a transaction

online  
Log in to [www.macquarie.com.au/personal](http://www.macquarie.com.au/personal)

deposits using BPay  
From another bank

by phone  
Call 133 275 to make a phone transaction



transfers from another bank account  
Transfer funds from another bank to this account:  
BSB 182 512  
ACCOUNT NO. 962773131

continued on next





Macquarie Cash Management Account

enquiries 1800 806 310

account name CLAYTON SEVERINO &  
BRONWYN LOUISE SEVERINO ATF  
SEVERINO FAMILY SUPER FUND  
account no. 962773131

	transaction	description	debits	credits	balance
23.09.21	Deposit	DOW DIVIDEND AUF21/00823714		120.36	33,446.15
24.09.21	Deposit	WOODSIDE INT21/00686326		86.17	33,532.32
30.09.21	Interest	MACQUARIE CMA INTEREST PAID*		3.30	33,535.62
01.10.21	Deposit	PPE FNL DIV 001267692053		90.00	33,625.62
05.10.21	Deposit	QUICKSUPER QUICKSPR3058145213		1,666.55	35,292.17
07.10.21	Deposit	IVC ITM DIV 001266667813		40.57	35,332.74
20.10.21	Deposit	LNK FNL DIV 001266508646		60.50	35,393.24
22.10.21	Funds transfer	TRANSACT FUNDS TFR TO SUPERHELP AUSTRALI	885.00		34,508.24
25.10.21	Deposit	RHP SPCL DIV 001268631833		208.00	34,716.24
25.10.21	BPAY	BPAY TO TAX OFFICE PAYMENTS	877.00		33,839.24
26.10.21	BPAY	BPAY TO BOARDROOM P/L #40	585.90		33,253.34
27.10.21	BPAY	BPAY TO TAX OFFICE PAYMENTS	302.90		32,950.44
29.10.21	Interest	MACQUARIE CMA INTEREST PAID*		3.59	32,954.03
29.10.21	Deposit	QUICKSUPER QUICKSPR3074415369		2,305.78	35,259.81
03.11.21	Deposit	RHP SOA 001268693704		3,792.00	39,051.81
30.11.21	Interest	MACQUARIE CMA INTEREST PAID*		2.62	39,054.43
01.12.21	Deposit	QUICKSUPER QUICKSPR3096323824		1,698.68	40,753.11
15.12.21	Deposit	NAB FINAL DIV DV222/00704289		771.17	41,524.28
16.12.21	Deposit	ANZ DIVIDEND A072/00764656		648.00	42,172.28
17.12.21	Deposit	ARISTOCRAT DIV S00118718658		75.14	42,247.42
21.12.21	Deposit	WBC DIVIDEND 001269192116		480.00	42,727.42
23.12.21	Deposit	QUICKSUPER QUICKSPR3111318020		1,887.54	44,614.96
31.12.21	Interest	MACQUARIE CMA INTEREST PAID*		1.84	44,616.80



# Macquarie Cash Management Account

MACQUARIE BANK LIMITED  
ABN 46 008 583 542 AFSL 237502

enquiries 1800 806 310  
transact@macquarie.com  
www.macquarie.com.au

GPO Box 2520  
Sydney, NSW 2001



MR C SEVERINO &  
MRS B L SEVERINO  
49 CARINA ROAD  
OYSTER BAY NSW 2225

1 Shelley Street  
Sydney, NSW 2000

account balance **\$59,490.32**  
as at 30 Jun 22

account name CLAYTON SEVERINO &  
BRONWYN LOUISE SEVERINO ATF  
SEVERINO FAMILY SUPER FUND  
account no. 962773131

transaction	description	debits	credits	balance
31.12.21	OPENING BALANCE			44,616.80
31.01.22	Interest		1.86	44,618.66
03.02.22	Deposit		1,818.18	46,436.84
14.02.22	Deposit		105.00	46,541.84
14.02.22	Deposit		3,975.00	50,516.84
21.02.22	BPAY	985.00		49,531.84
28.02.22	Interest		1.84	49,533.68
28.02.22	Deposit		326.25	49,859.93
11.03.22	Deposit		172.00	50,031.93
15.03.22	Deposit		1,818.18	51,850.11
23.03.22	Deposit		306.93	52,157.04

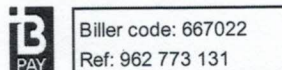
## how to make a transaction

online  
Log in to [www.macquarie.com.au/personal](http://www.macquarie.com.au/personal)

by phone  
Call 133 275 to make a phone transaction

transfers from another bank account  
Transfer funds from another bank to this account:  
BSB 182 512  
ACCOUNT NO. 962773131

deposits using BPay  
From another bank



continued on next



enquiries 1800 806 310

Macquarie Cash Management Account

account name CLAYTON SEVERINO &  
BRONWYN LOUISE SEVERINO ATF  
SEVERINO FAMILY SUPER FUND  
account no. 962773131

	transaction	description	debits	credits	balance
24.03.22	Deposit	SANTOS DIVIDEND AUF22/00940930		147.61	52,304.65
24.03.22	Deposit	DOW DIVIDEND AUI22/00822419		120.36	52,425.01
29.03.22	Deposit	PPE INTERIM DIV 001272801829		97.50	52,522.51
31.03.22	Interest	MACQUARIE CMA INTEREST PAID*		2.17	52,524.68
06.04.22	Deposit	HUM DIV 001272952580		42.50	52,567.18
08.04.22	Deposit	LNK DIV 001276210000		33.00	52,600.18
08.04.22	Deposit	IVC FNL DIV 001275131464		49.11	52,649.29
19.04.22	BPAY	BPAY TO TAX OFFICE PAYMENTS	931.00		51,718.29
29.04.22	Interest	MACQUARIE CMA INTEREST PAID*		2.03	51,720.32
02.05.22	Deposit	QUICKSUPER QUICKSPR3197074288		1,818.18	53,538.50
17.05.22	Deposit	QUICKSUPER QUICKSPR3208268996		1,818.18	55,356.68
31.05.22	Interest	MACQUARIE CMA INTEREST PAID*		2.39	55,359.07
01.06.22	Deposit	QUICKSUPER QUICKSPR3219160131		1,818.18	57,177.25
23.06.22	Deposit	QUICKSUPER QUICKSPR3235320550		1,818.18	58,995.43
24.06.22	Deposit	WBC DIVIDEND 001277846218		488.00	59,483.43
30.06.22	Interest	MACQUARIE CMA INTEREST PAID*		6.89	59,490.32

## 77600 - Shares in Listed Companies (Australian)

2022 Financial Year

Preparer Lousse Montiel

Reviewer Steven Lee

Status Completed

Account Code	Description	CY Units	CY Balance	LY Units	LY Balance	Change
5GN.AX	5g Networks Limited	0.000000		2700.000000	\$2,295.00	100%
ALL.AX	Aristocrat Leisure Limited	289.000000	\$9,935.82	275.000000	\$11,849.75	(16.15)%
ALLR.AX	Aristocrat Leisure Limited	0.000000				0%
ANZ.AX	Australia And New Zealand Banking Group Limited	900.000000	\$19,827.00	900.000000	\$25,335.00	(21.74)%
BLD.AX	Boral Limited.	1500.000000	\$3,885.00	1500.000000	\$11,025.00	(64.76)%
CAN.AX	Cann Group Limited	8000.000000	\$2,200.00	8000.000000	\$2,720.00	(19.12)%
DOW.AX	Downer Edi Limited	1003.000000	\$5,065.15	1003.000000	\$5,606.77	(9.66)%
EML.AX	EML Payments Limited	1350.000000	\$1,660.50	1350.000000	\$4,698.00	(64.66)%
EOS.AX	Electro Optic Systems Holdings Limited	600.000000	\$624.00	600.000000	\$2,586.00	(75.87)%
ETPMAG.AX	Etfs Metal Securities Australia Limited	400.000000	\$11,260.00	400.000000	\$12,880.00	(12.58)%
HUM.AX	Humm Group Limited	2500.000000	\$1,025.00	2500.000000	\$2,475.00	(58.59)%
IVC.AX	Invocare Limited	427.000000	\$4,466.42	427.000000	\$4,940.39	(9.59)%
KAR.AX	Karoon Energy Ltd	5000.000000	\$8,700.00	5000.000000	\$6,650.00	30.83%
KLL.AX	Kalium Lakes Limited	17000.000000	\$1,037.00	17000.000000	\$4,165.00	(75.1)%

Account Code	Description	CY Units	CY Balance	LY Units	LY Balance	Change
LNK.AX	Link Administration Holdings Limited	1100.000000	\$4,169.00	1100.000000	\$5,544.00	(24.8)%
NAB.AX	National Australia Bank Limited	1151.000000	\$31,525.89	1151.000000	\$30,179.22	4.46%
OPT.AX	Opthea Limited	1300.000000	\$1,430.00	1300.000000	\$1,735.50	(17.6)%
PNV.AX	Polynovo Limited	1740.000000	\$2,357.70	1740.000000	\$4,906.80	(51.95)%
PPE.AX	People Infrastructure Ltd	1500.000000	\$4,335.00	1500.000000	\$6,885.00	(37.04)%
RHP.AX	Rhipe Limited	0.000000		1600.000000	\$3,344.00	100%
STO.AXW	Santos Limited	1250.000000	\$9,275.00	1250.000000	\$8,862.50	4.65%
VHT.AX	Volpara Health Technologies Limited	2640.000000	\$1,108.80	2640.000000	\$3,062.40	(63.79)%
WBC.AX	Westpac Banking Corporation	800.000000	\$15,600.00	800.000000	\$20,648.00	(24.45)%
WCG.AX	Webcentral Ltd	5400.000000	\$1,134.00			100%
WDS.AX	Woodside Energy Group Ltd	210.000000	\$6,686.40			100%
WEB.AX	Webjet Limited	950.000000	\$5,073.00	950.000000	\$4,664.50	8.76%
WHC.AX	Whitehaven Coal Limited	2150.000000	\$10,406.00	2150.000000	\$4,171.00	149.48%
WPL.AX	Woodside Petroleum Ltd	0.000000		210.000000	\$4,664.10	100%
	<b>TOTAL</b>	<b>CY Units</b>	<b>CY Balance</b>	<b>LY Units</b>	<b>LY Balance</b>	
		59160.000000	\$162,786.68	58046.000000	\$195,892.93	

## Supporting Documents

- Investment Movement Report [Report](#)
- Balance Review Report [Report](#)
- Financial Year Summary - FY22.xlsx

### **Standard Checklist**

- ☑ Attach Balance Review Report
- ☑ Attach copies of HIN/SRN or Chess Statements, Broker Statements, Contract Notes Corporate Action documentation and any other relevant Source Documentation
- ☑ Attach Investment Movement Report
- ☑ Ensure all Investments are valued correctly at June 30
- ☑ Ensure the investment is in accordance with the Fund's investment strategy

# SEVERINO FAMILY SUPER

## Balance Review Report

As at 30 June 2022

Investment Code	Investment Name	Holding Reference	Third Party Data			BGL Ledger	Variance
			Data Feed Provider	Balance Date	Balance Amount	Balance	
<b>60400</b>	<b>Bank Accounts</b>						
MBL962773131	Macquarie CMA ***131					59,490.32	
<b>77600</b>	<b>Shares in Listed Companies (Australian)</b>						
ALL.AX	Aristocrat Leisure Limited				Setup	289.0000	<b>289.0000</b>
ANZ.AX	Australia And New Zealand Banking Group Limited				Setup	900.0000	<b>900.0000</b>
BLD.AX	Boral Limited.				Setup	1,500.0000	<b>1,500.0000</b>
CAN.AX	Cann Group Limited				Setup	8,000.0000	<b>8,000.0000</b>
DOW.AX	Downer Edi Limited				Setup	1,003.0000	<b>1,003.0000</b>
EOS.AX	Electro Optic Systems Holdings Limited				Setup	600.0000	<b>600.0000</b>
EML.AX	EML Payments Limited				Setup	1,350.0000	<b>1,350.0000</b>
ETPMAG.AX	Etf's Metal Securities Australia Limited				Setup	400.0000	<b>400.0000</b>
HUM.AX	Humm Group Limited				Setup	2,500.0000	<b>2,500.0000</b>
IVC.AX	Invocare Limited				Setup	427.0000	<b>427.0000</b>
KLL.AX	Kalium Lakes Limited				Setup	17,000.0000	<b>17,000.0000</b>
KAR.AX	Karoon Energy Ltd				Setup	5,000.0000	<b>5,000.0000</b>
LNK.AX	Link Administration Holdings Limited				Setup	1,100.0000	<b>1,100.0000</b>
NAB.AX	National Australia Bank Limited				Setup	1,151.0000	<b>1,151.0000</b>
OPT.AX	Opthea Limited				Setup	1,300.0000	<b>1,300.0000</b>
PPE.AX	People Infrastructure Ltd				Setup	1,500.0000	<b>1,500.0000</b>
PNV.AX	Polynovo Limited				Setup	1,740.0000	<b>1,740.0000</b>
STO.AX	Santos Limited				Setup	1,250.0000	<b>1,250.0000</b>

**SEVERINO FAMILY SUPER**  
**Balance Review Report**

As at 30 June 2022

Investment Code	Investment Name	Holding Reference	Third Party Data			BGL Ledger	Variance
			Data Feed Provider	Balance Date	Balance Amount	Balance	
VHT.AX	Volpara Health Technologies Limited				Setup	2,640.0000	<b>2,640.0000</b>
WCG.AX	Webcentral Ltd				Setup	5,400.0000	<b>5,400.0000</b>
WEB.AX	Webjet Limited				Setup	950.0000	<b>950.0000</b>
WBC.AX	Westpac Banking Corporation				Setup	800.0000	<b>800.0000</b>
WHC.AX	Whitehaven Coal Limited				Setup	2,150.0000	<b>2,150.0000</b>
WDS.AX	Woodside Energy Group Ltd				Setup	210.0000	<b>210.0000</b>
<b>78000</b>	<b>Stapled Securities</b>						
SCG.AX	Scentre Group				Setup	4,500.0000	<b>4,500.0000</b>



# SEVERINO FAMILY SUPER

## Investment Movement Report

As at 30 June 2022

Investment	Opening Balance		Additions		Disposals			Closing Balance		
	Units	Cost	Units	Cost	Units	Cost	Accounting Profit/(Loss)	Units	Cost	Market Value
<b>Bank Accounts</b>										
Macquarie CMA ***131		28,198.15		36,735.97		(5,443.80)			59,490.32	59,490.32
		<b>28,198.15</b>		<b>36,735.97</b>		<b>(5,443.80)</b>			<b>59,490.32</b>	<b>59,490.32</b>
<b>Shares in Listed Companies (Australian)</b>										
5GN.AX - 5g Networks Limited	2,700.00	3,502.95			(2,700.00)	(3,502.95)	(802.95)		0.00	
ALL.AX - Aristocrat Leisure Limited	275.00	7,472.45	14.00	585.90				289.00	8,058.35	9,935.82
ALLR.AX - Aristocrat Leisure Limited			14.00		(14.00)	0.00			0.00	
ANZ.AX - Australia And New Zealand Banking Group Limited	900.00	15,247.95						900.00	15,247.95	19,827.00
BLD.AX - Boral Limited.	1,500.00	4,969.95				(3,975.00)	0.00	1,500.00	994.95	3,885.00
CAN.AX - Cann Group Limited	8,000.00	3,200.00						8,000.00	3,200.00	2,200.00
DOW.AX - Downer Edi Limited	1,003.00	4,520.70						1,003.00	4,520.70	5,065.15
EOS.AX - Electro Optic Systems Holdings Limited	600.00	3,349.95						600.00	3,349.95	624.00
EML.AX - EML Payments Limited	1,350.00	3,070.95						1,350.00	3,070.95	1,660.50
ETPMAG.AX - Etf's Metal Securities Australia Limited										

**SEVERINO FAMILY SUPER**  
**Investment Movement Report**

As at 30 June 2022

Investment	Opening Balance		Additions		Disposals			Closing Balance		
	Units	Cost	Units	Cost	Units	Cost	Accounting Profit/(Loss)	Units	Cost	Market Value
	400.00	9,819.95						400.00	9,819.95	11,260.00
HUM.AX - Humm Group Limited	2,500.00	3,094.95						2,500.00	3,094.95	1,025.00
IVC.AX - Invocare Limited	427.00	4,979.75						427.00	4,979.75	4,466.42
KLL.AX - Kalium Lakes Limited	17,000.00	2,569.95						17,000.00	2,569.95	1,037.00
KAR.AX - Karoon Energy Ltd	5,000.00	3,194.95						5,000.00	3,194.95	8,700.00
LNK.AX - Link Administration Holdings Limited	1,100.00	5,167.95						1,100.00	5,167.95	4,169.00
NAB.AX - National Australia Bank Limited	1,151.00	18,781.60						1,151.00	18,781.60	31,525.89
OPT.AX - Opthea Limited	1,300.00	3,464.95						1,300.00	3,464.95	1,430.00
PPE.AX - People Infrastructure Ltd	1,500.00	3,019.95						1,500.00	3,019.95	4,335.00
PNV.AX - Polynovo Limited	1,740.00	3,499.95						1,740.00	3,499.95	2,357.70
RHP.AX - Rhipe Limited	1,600.00	3,539.95			(1,600.00)	(3,539.95)	252.05		0.00	
STO.AXW - Santos Limited	1,250.00	5,582.45						1,250.00	5,582.45	9,275.00
VHT.AX - Volpara Health Technologies Limited										

## SEVERINO FAMILY SUPER

## Investment Movement Report

As at 30 June 2022

Investment	Opening Balance		Additions		Disposals			Closing Balance		
	Units	Cost	Units	Cost	Units	Cost	Accounting Profit/(Loss)	Units	Cost	Market Value
	2,640.00	3,768.75						2,640.00	3,768.75	1,108.80
WCG.AX - Webcentral Ltd			5,400.00	2,700.00			0.00	5,400.00	2,700.00	1,134.00
WEB.AX - Webjet Limited	950.00	3,534.95						950.00	3,534.95	5,073.00
WBC.AX - Westpac Banking Corporation	800.00	13,339.95						800.00	13,339.95	15,600.00
WHC.AX - Whitehaven Coal Limited	2,150.00	3,524.45						2,150.00	3,524.45	10,406.00
WDS.AX - Woodside Energy Group Ltd			210.00	5,055.75				210.00	5,055.75	6,686.40
WPL.AX - Woodside Petroleum Ltd	210.00	5,055.75			(210.00)	(5,055.75)			0.00	
		<b>141,275.10</b>		<b>8,341.65</b>		<b>(16,073.65)</b>	<b>(550.90)</b>		<b>133,543.10</b>	<b>162,786.68</b>
<b>Stapled Securities</b>										
SCG.AX2 - Scentre Group	4,500.00	7,534.95						4,500.00	7,534.95	11,655.00
		<b>7,534.95</b>							<b>7,534.95</b>	<b>11,655.00</b>
		<b>177,008.20</b>		<b>45,077.62</b>		<b>(21,517.45)</b>	<b>(550.90)</b>		<b>200,568.37</b>	<b>233,932.00</b>

Mrs Bronwyn Louise Severino + Mr Clayton Severino <SEI  
49 CARINA ROAD  
OYSTER BAY NSW 2225



**Financial Year Summary A/C 324752**  
1 July 2021 - 30 June 2022

	<b>+/- Change</b>	<b>\$</b>
<b>Holdings Valuation at Start of Period</b>		\$208,222.93
<b>Holdings Valuation at End of Period</b>	(\$33,781.25)	\$174,441.68
<b>Portfolio at Start of Period</b>		\$208,222.93
<b>Portfolio at End of Period</b>	(\$33,781.25)	\$174,441.68
<b>Total Portfolio Value</b>		\$174,441.68
<b>Total Brokerage</b>		\$0.00
<b>Information Service Fees</b>		\$0.00
<b>Estimated Dividends</b>		\$6,241.19
<b>Estimated Franking Credits</b>		\$2,216.41

While every effort has been made to provide you with an accurate statement, we give no warranty of accuracy or reliability and take no responsibility for any errors or omissions including negligence by any officers, employees or agents. We encourage you to confirm the information, holdings and valuations contained herein. Information contained in the report may only relate to the period since you commenced our service.

Copyright © 2022 Third Party Platform Pty Limited. All rights reserved.

Macquarie Online Trading is a service provided by Third Party Platform Pty Ltd ("TPP") ABN 74 121 227 905 AFSL No. 314341, at the request of Macquarie Bank Limited ABN 46 008 583 542 AFSL 237502 ("MBL"). TPP is a Participant of the ASX Group. Neither TPP nor MBL are representatives of each other. Some of the fees paid to TPP for the provision of its services will be remitted to MBL. TPP and MBL do not provide personal financial advice in relation to Macquarie Online Trading. You should consider your own financial situation, particular needs and investment objectives before acting on any of the information available on this report.

Mrs Bronwyn Louise Severino + Mr Clayton Severino <SEVERINO  
 49 CARINA ROAD  
 OYSTER BAY NSW 2225

**Holdings**

1 Jul 2021 - 30 Jun 2022

**Holdings Valuation at 1 Jul 2021**

**\$208,222.93**

*Equities*

ASX Code	Description	Quantity	Cost Price	Price	Value
5GN	5G NETWORK FPO	2,700	\$1.30	\$0.850	\$2,295.00
ALL	ARISTOCRAT FPO	275	\$27.17	\$43.090	\$11,849.75
ANZ	ANZ BANK FPO	900	\$16.94	\$28.150	\$25,335.00
BLD	BORAL LTD FPO	1,500	\$3.31	\$7.350	\$11,025.00
CAN	CANN GROUP FPO	8,000	\$0.50	\$0.340	\$2,720.00
DOW	DOWNER EDI FPO	1,003	\$4.51	\$5.590	\$5,606.77
EML	EMLPAYMENT FPO	1,350	\$2.27	\$3.480	\$4,698.00
EOS	ELEC OPTIC FPO	600	\$5.58	\$4.310	\$2,586.00
HUM	HUMMGROUP FPO	2,500	\$1.24	\$0.990	\$2,475.00
IVC	INVOCARE FPO	427	\$11.66	\$11.570	\$4,940.39
KAR	KAROON FPO	5,000	\$0.64	\$1.330	\$6,650.00
KLL	KALIUMLAKE FPO	17,000	\$0.15	\$0.245	\$4,165.00
LNK	LINK ADMIN FPO	1,100	\$4.70	\$5.040	\$5,544.00
NAB	NAT. BANK FPO	1,151	\$16.32	\$26.220	\$30,179.22
OPT	OPTEA FPO	1,300	\$2.67	\$1.335	\$1,735.50
PNV	POLYNOVO FPO	1,740	\$2.01	\$2.820	\$4,906.80
PPE	PEOPLEINFR FPO	1,500	\$2.01	\$4.590	\$6,885.00
RHP	RHIPE LTD FPO	1,600	\$2.21	\$2.090	\$3,344.00
SCG	SCENTRE STAPLED	4,500	\$1.67	\$2.740	\$12,330.00
STO	SANTOS FPO	1,250	\$4.47	\$7.090	\$8,862.50
VHT	VOLPARA FPO NZ	2,640	\$1.43	\$1.160	\$3,062.40
WBC	WESTPAC FPO	800	\$16.67	\$25.810	\$20,648.00
WEB	WEBJET FPO	950	\$3.72	\$4.910	\$4,664.50
WHC	WHITEHAVEN FPO	2,150	\$1.64	\$1.940	\$4,171.00
WPL	WOODSIDE FPO	210	\$24.07	\$22.210	\$4,664.10
<b>SubTotals</b>					<b>\$195,342.93</b>

*Warrants*

ASX Code	Description	Quantity	Cost Price	Price	Value
ETPMAG	ETP ETFs AG	400	\$24.55	\$32.200	\$12,880.00
<b>SubTotals</b>					<b>\$12,880.00</b>

**Holdings Valuation at 30 Jun 2022**

**\$174,441.68**

*Equities*

ASX Code	Description	Quantity	Cost Price	Price	Value
ALL	ARISTOCRAT FPO	289	\$25.86	\$34.380	\$9,935.82
ANZ	ANZ BANK FPO	900	\$16.94	\$22.030	\$19,827.00
BLD	BORAL LTD FPO	1,500	\$3.31	\$2.590	\$3,885.00
CAN	CANN GROUP FPO	8,000	\$0.50	\$0.275	\$2,200.00
DOW	DOWNER EDI FPO	1,003	\$4.51	\$5.050	\$5,065.15
EML	EMLPAYMENT FPO	1,350	\$2.27	\$1.230	\$1,660.50
EOS	ELEC OPTIC FPO	600	\$5.58	\$1.040	\$624.00
HUM	HUMMGROUP FPO	2,500	\$1.24	\$0.410	\$1,025.00
IVC	INVOCARE FPO	427	\$11.66	\$10.460	\$4,466.42
KAR	KAROON FPO	5,000	\$0.64	\$1.740	\$8,700.00
KLL	KALIUMLAKE FPO	17,000	\$0.15	\$0.061	\$1,037.00
LNK	LINK ADMIN FPO	1,100	\$4.70	\$3.790	\$4,169.00
NAB	NAT. BANK FPO	1,151	\$16.32	\$27.390	\$31,525.89
OPT	OPTEA FPO	1,300	\$2.67	\$1.100	\$1,430.00
PNV	POLYNOVO FPO	1,740	\$2.01	\$1.355	\$2,357.70
PPE	PEOPLEINFR FPO	1,500	\$2.01	\$2.890	\$4,335.00
SCG	SCENTRE STAPLED	4,500	\$1.67	\$2.590	\$11,655.00
STO	SANTOS FPO	1,250	\$4.47	\$7.420	\$9,275.00
VHT	VOLPARA FPO NZ	2,640	\$1.43	\$0.420	\$1,108.80
WBC	WESTPAC FPO	800	\$16.67	\$19.500	\$15,600.00
WCG	WEBCENTRAL FPO	5,400	\$0.00	\$0.210	\$1,134.00
WDS	WOODSIDE FPO	210	\$24.07	\$31.840	\$6,686.40
WEB	WEBJET FPO	950	\$3.72	\$5.340	\$5,073.00
WHC	WHITEHAVEN FPO	2,150	\$1.64	\$4.840	\$10,406.00
<b>SubTotals</b>					<b>\$163,181.68</b>

*Warrants*

ASX Code	Description	Quantity	Cost Price	Price	Value
ETPMAG	ETP ETFs AG	400	\$24.55	\$28.150	\$11,260.00
<b>SubTotals</b>					<b>\$11,260.00</b>

Copyright © 2022 Third Party Platform Pty Limited. All rights reserved.

Macquarie Online Trading is a service provided by Third Party Platform Pty Ltd ("TPP") ABN 74 121 227 905 AFSL No. 314341, at the request of Macquarie Bank Limited ABN 46 008 583 542 AFSL 237502 ("MBL"). TPP is a Participant of the ASX Group. Neither TPP nor MBL are representatives of each other. Some of the fees paid to TPP for the provision of its services will be remitted to MBL. TPP and MBL do not provide personal financial advice in relation to Macquarie Online Trading. You should consider your own financial situation, particular needs and investment objectives before acting on any of the information available on this report.

Mrs Bronwyn Louise Severino + Mr Clayton Severino <SEVERINO FAMILY S/F A/C>  
 49 CARINA ROAD  
 OYSTER BAY NSW 2225

**TRANSACTION SUMMARY**  
 01 Jul 2021 - 30 Jun 2022

*Equities*

**5GN - 5G NETWORKS LIMITED ORDINARY**

Code	Date	Type	Action	Quantity	Unit Price	Trade Value	Brokerage	Other Fees	GST	Total Value
5GN	05/06/2020	Buy	B5281605	2,700	\$1.2900	\$3,483.00	\$18.14	\$0.00	\$1.81	\$3,502.95
5GN	30/11/2021	Out	Transfer	(2,700)	\$0.0000	\$0.00	\$0.00	\$0.00	\$0.00	\$0.00
			<b>Sub Total</b>	<b>0</b>						

**ALL - ARISTOCRAT LEISURE ORDINARY**

Code	Date	Type	Action	Quantity	Unit Price	Trade Value	Brokerage	Other Fees	GST	Total Value
ALL	05/06/2020	Buy	B5281014	275	\$27.1000	\$7,452.50	\$18.14	\$0.00	\$1.81	\$7,472.45
ALL	17/11/2021	In	Transfer	14	\$0.0000	\$0.00	\$0.00	\$0.00	\$0.00	\$0.00
			<b>Sub Total</b>	<b>289</b>						

**ALLR - ARISTOCRAT LEISURE RTS01NOV21 FORUS**

Code	Date	Type	Action	Quantity	Unit Price	Trade Value	Brokerage	Other Fees	GST	Total Value
ALLR	22/10/2021	In	Transfer	14	\$0.0000	\$0.00	\$0.00	\$0.00	\$0.00	\$0.00
ALLR	27/10/2021	Out	Transfer	(14)	\$0.0000	\$0.00	\$0.00	\$0.00	\$0.00	\$0.00
			<b>Sub Total</b>	<b>0</b>						

**RHP - RHIPE LTD ORDINARY**

Code	Date	Type	Action	Quantity	Unit Price	Trade Value	Brokerage	Other Fees	GST	Total Value
RHP	11/06/2020	Buy	B5301664	1,600	\$2.2000	\$3,520.00	\$18.14	\$0.00	\$1.81	\$3,539.95
RHP	03/11/2021	Out	Transfer	(1,600)	\$0.0000	\$0.00	\$0.00	\$0.00	\$0.00	\$0.00
			<b>Sub Total</b>	<b>0</b>						

**WCG - WEBCENTRAL LTD ORDINARY**

Code	Date	Type	Action	Quantity	Unit Price	Trade Value	Brokerage	Other Fees	GST	Total Value
WCG	23/11/2021	In	Transfer	5,400	\$0.0000	\$0.00	\$0.00	\$0.00	\$0.00	\$0.00
			<b>Sub Total</b>	<b>5,400</b>						

Please note that the Transaction Date listed of any Off Market Transfers (Transfer) may not necessarily match the Date of Purchase listed on the Off Market transfer form.

While every effort has been made to provide you with an accurate statement, we give no warranty of accuracy or reliability and take no responsibility for any errors or omissions including negligence by any officers, employees or agents. We encourage you to confirm the information, holdings and valuations contained herein. Information contained in the report may only relate to the period since you commenced our service.

Copyright © 2022 Third Party Platform Pty Limited. All rights reserved.

Macquarie Online Trading is a service provided by Third Party Platform Pty Ltd ("TPP") ABN 74 121 227 905 AFSL No. 314341, at the request of Macquarie Bank Limited ABN 46 008 583 542 AFSL 237502 ("MBL"). TPP is a Participant of the ASX Group. Neither TPP nor MBL are representatives of each other. Some of the fees paid to TPP for the provision of its services will be remitted to MBL. TPP and MBL do not provide personal financial advice in relation to Macquarie Online Trading. You should consider your own financial situation, particular needs and investment objectives before acting on any of the information available on this report.

**Mrs Bronwyn Louise Severino + Mr Clayton Severino <SEVERINO FAMILY S/F A/C>  
49 CARINA ROAD  
OYSTER BAY NSW 2225**

**Brokerage & Info Services  
01 Jul 2021 - 30 Jun 2022**

There is no brokerage and information services data found within the selected period.

While every effort has been made to provide you with an accurate statement, we give no warranty of accuracy or reliability and take no responsibility for any errors or omissions including negligence by any officers, employees or agents. We encourage you to confirm the information, holdings and valuations contained herein. Information contained in the report may only relate to the period since you commenced our service.

Copyright © 2022 Third Party Platform Pty Limited. All rights reserved.

Macquarie Online Trading is a service provided by Third Party Platform Pty Ltd ("TPP") ABN 74 121 227 905 AFSL No. 314341, at the request of Macquarie Bank Limited ABN 46 008 583 542 AFSL 237502 ("MBL"). TPP is a Participant of the ASX Group. Neither TPP nor MBL are representatives of each other. Some of the fees paid to TPP for the provision of its services will be remitted to MBL. TPP and MBL do not provide personal financial advice in relation to Macquarie Online Trading. You should consider your own financial situation, particular needs and investment objectives before acting on any of the information available on this report.



Mrs Bronwyn Louise Severino + Mr Clayton Severino <SEVERINO FAMILY S/F A/C>  
 49 CARINA ROAD  
 OYSTER BAY NSW 2225

**Estimated Dividends & Distributions**

01 Jul 2021 - 30 Jun 2022

**ALL ARISTOCRAT LEISURE ORDINARY**

Code	Ex Div. Date	Payment Date	Type	Dividend	Franking %	Balance	Franking Credit	Est. Dividend *
ALL	28/05/2021	02/07/2021	Interim	\$0.15	100.00%	275	\$17.68	\$41.25
ALL	01/12/2021	17/12/2021	Final	\$0.26	100.00%	289	\$32.20	\$75.14
						<b>Sub total</b>	<b>\$49.88</b>	<b>\$116.39</b>

**ANZ ANZ BANKING GRP LTD ORDINARY**

Code	Ex Div. Date	Payment Date	Type	Dividend	Franking %	Balance	Franking Credit	Est. Dividend *
ANZ	10/05/2021	01/07/2021	Interim	\$0.70	100.00%	900	\$270.00	\$630.00
ANZ	08/11/2021	16/12/2021	Final	\$0.72	100.00%	900	\$277.71	\$648.00
						<b>Sub total</b>	<b>\$547.71</b>	<b>\$1,278.00</b>

**BLD BORAL LIMITED. ORDINARY**

Code	Ex Div. Date	Payment Date	Type	Dividend	Franking %	Balance	Franking Credit	Est. Dividend *
BLD	04/02/2022	14/02/2022	Interim	\$0.07	0.00%	1,500	\$0.00	\$105.00
						<b>Sub total</b>	<b>\$0.00</b>	<b>\$105.00</b>

**DOW DOWNER EDI LIMITED ORDINARY**

Code	Ex Div. Date	Payment Date	Type	Dividend	Franking %	Balance	Franking Credit	Est. Dividend *
DOW	25/08/2021	23/09/2021	Final	\$0.12	0.00%	1,003	\$0.00	\$120.36
DOW	23/02/2022	24/03/2022	Interim	\$0.12	0.00%	1,003	\$0.00	\$120.36
						<b>Sub total</b>	<b>\$0.00</b>	<b>\$240.72</b>

**HUM HUMM GROUP LIMITED ORDINARY**

Code	Ex Div. Date	Payment Date	Type	Dividend	Franking %	Balance	Franking Credit	Est. Dividend *
HUM	28/02/2022	06/04/2022	Interim	\$0.017	100.00%	2,500	\$18.21	\$42.50
						<b>Sub total</b>	<b>\$18.21</b>	<b>\$42.50</b>

**IVC INVOCARE LIMITED ORDINARY**

Code	Ex Div. Date	Payment Date	Type	Dividend	Franking %	Balance	Franking Credit	Est. Dividend *
IVC	02/09/2021	07/10/2021	Interim	\$0.095	100.00%	427	\$17.38	\$40.57
IVC	03/03/2022	08/04/2022	Final	\$0.115	100.00%	427	\$21.05	\$49.11
						<b>Sub total</b>	<b>\$38.43</b>	<b>\$89.68</b>

**LNK LINK ADMIN HLDG ORDINARY**

Code	Ex Div. Date	Payment Date	Type	Dividend	Franking %	Balance	Franking Credit	Est. Dividend *
LNK	31/08/2021	20/10/2021	Final	\$0.055	100.00%	1,100	\$25.93	\$60.50
LNK	02/03/2022	08/04/2022	Interim	\$0.03	100.00%	1,100	\$14.14	\$33.00
						<b>Sub total</b>	<b>\$40.07</b>	<b>\$93.50</b>

**NAB NATIONAL AUST. BANK ORDINARY**

Code	Ex Div. Date	Payment Date	Type	Dividend	Franking %	Balance	Franking Credit	Est. Dividend *
NAB	13/05/2021	02/07/2021	Interim	\$0.60	100.00%	1,151	\$295.97	\$690.60
NAB	15/11/2021	15/12/2021	Final	\$0.67	100.00%	1,151	\$330.50	\$771.17
						<b>Sub total</b>	<b>\$626.47</b>	<b>\$1,461.77</b>

**PPE PEOPLEIN LIMITED ORDINARY**

Code	Ex Div. Date	Payment Date	Type	Dividend	Franking %	Balance	Franking Credit	Est. Dividend *
PPE	03/09/2021	01/10/2021	Final	\$0.06	100.00%	1,500	\$38.57	\$90.00
PPE	25/02/2022	29/03/2022	Interim	\$0.065	100.00%	1,500	\$41.79	\$97.50
						<b>Sub total</b>	<b>\$80.36</b>	<b>\$187.50</b>

**RHP RHIFE LTD ORDINARY**

Code	Ex Div. Date	Payment Date	Type	Dividend	Franking %	Balance	Franking Credit	Est. Dividend *
RHP	15/10/2021	25/10/2021	Interim	\$0.13	100.00%	1,600	\$89.14	\$208.00
						<b>Sub total</b>	<b>\$89.14</b>	<b>\$208.00</b>

**SCG SCENTRE GRP FPO/UNITS STAPLED**

Code	Ex Div. Date	Payment Date	Type	Dividend	Franking %	Balance	Franking Credit	Est. Dividend *
SCG	13/08/2021	31/08/2021	Interim	\$0.07	0.03%	4,500	\$0.04	\$315.00
SCG	14/02/2022	28/02/2022	Final	\$0.0725	40.97%	4,500	\$57.28	\$326.25
						<b>Sub total</b>	<b>\$57.32</b>	<b>\$641.25</b>

**STO SANTOS LTD ORDINARY**

Code	Ex Div. Date	Payment Date	Type	Dividend	Franking %	Balance	Franking Credit	Est. Dividend *
STO	20/08/2021	21/09/2021	Interim	\$0.076939	100.00%	1,250	\$41.22	\$96.17
STO	21/02/2022	24/03/2022	Final	\$0.118086	70.00%	1,250	\$44.28	\$147.61
						<b>Sub total</b>	<b>\$85.50</b>	<b>\$243.78</b>

**WBC WESTPAC BANKING CORP ORDINARY**

Code	Ex Div. Date	Payment Date	Type	Dividend	Franking %	Balance	Franking Credit	Est. Dividend *
WBC	05/11/2021	21/12/2021	Final	\$0.60	100.00%	800	\$205.71	\$480.00
WBC	19/05/2022	24/06/2022	Interim	\$0.61	100.00%	800	\$209.14	\$488.00
						<b>Sub total</b>	<b>\$414.85</b>	<b>\$968.00</b>

**WHC WHITEHAVEN COAL ORDINARY**

Code	Ex Div. Date	Payment Date	Type	Dividend	Franking %	Balance	Franking Credit	Est. Dividend *
WHC	24/02/2022	11/03/2022	Interim	\$0.08	0.00%	2,150	\$0.00	\$172.00
						<b>Sub total</b>	<b>\$0.00</b>	<b>\$172.00</b>

**WPL WOODSIDE PETROLEUM ORDINARY**

Code	Ex Div. Date	Payment Date	Type	Dividend	Franking %	Balance	Franking Credit	Est. Dividend *
WPL	30/08/2021	24/09/2021	Interim	\$0.410341	100.00%	210	\$36.93	\$86.17
WPL	24/02/2022	23/03/2022	Final	\$1.461581	100.00%	210	\$131.54	\$306.93
						<b>Sub total</b>	<b>\$168.47</b>	<b>\$393.10</b>

**Total \$2,216.41 \$6,241.19**

The information presented in this report is a general estimation and is intended as a guide for indicative purposes only. It is an extrapolation of our understanding of your holdings against publicly available dividend entitlement and payment information. It should not be considered a replacement for your own records. We encourage you to confirm the information and holdings represented here.

While every effort has been made to provide you with an accurate statement, we give no warranty of accuracy or reliability and take no responsibility for any errors or omissions including negligence by any officers, employees or agents. We encourage you to confirm the information, holdings and valuations contained herein. Information contained in the report may only relate to the period since you commenced our service.

Copyright © 2022 Third Party Platform Pty Limited. All rights reserved.

Macquarie Online Trading is a service provided by Third Party Platform Pty Ltd ("TPP") ABN 74 121 227 905 AFSL No. 314341, at the request of Macquarie Bank Limited ABN 46 008 583 542 AFSL 237502 ("MBL"). TPP is a Participant of the ASX Group. Neither TPP nor MBL are representatives of each other. Some of the fees paid to TPP for the provision of its services will be remitted to MBL. TPP and MBL do not provide personal financial advice in relation to Macquarie Online Trading. You should consider your own financial situation, particular needs and investment objectives before acting on any of the information available on this report.

# 78000 - Stapled Securities

2022 Financial Year

**Preparer** Louise Montiel

**Reviewer** Steven Lee

**Status** Completed

Account Code	Description	CY Units	CY Balance	LY Units	LY Balance	Change
SCG.AX2	Scentre Group	4500.000000	\$11,655.00	4500.000000	\$12,330.00	(5.47)%
<b>TOTAL</b>		<b>CY Units</b>	<b>CY Balance</b>	<b>LY Units</b>	<b>LY Balance</b>	
		4500.000000	\$11,655.00	4500.000000	\$12,330.00	

## Supporting Documents

○ Investment Movement Report [Report](#)

## Standard Checklist

- Attach Investment Movement Report
- Attach relevant Statements and Source Documentation
- Ensure all Investments are valued correctly at June 30
- Ensure the investment is in accordance with the fund's investment strategy
- Ensure the investment is in accordance with the SIS Act

# SEVERINO FAMILY SUPER

## Investment Movement Report

As at 30 June 2022

Investment	Opening Balance		Additions		Disposals			Closing Balance		
	Units	Cost	Units	Cost	Units	Cost	Accounting Profit/(Loss)	Units	Cost	Market Value
<b>Bank Accounts</b>										
Macquarie CMA ***131		28,198.15		36,735.97		(5,443.80)			59,490.32	59,490.32
		<b>28,198.15</b>		<b>36,735.97</b>		<b>(5,443.80)</b>			<b>59,490.32</b>	<b>59,490.32</b>
<b>Shares in Listed Companies (Australian)</b>										
5GN.AX - 5g Networks Limited	2,700.00	3,502.95			(2,700.00)	(3,502.95)	(802.95)		0.00	
ALL.AX - Aristocrat Leisure Limited	275.00	7,472.45	14.00	585.90				289.00	8,058.35	9,935.82
ALLR.AX - Aristocrat Leisure Limited			14.00		(14.00)	0.00			0.00	
ANZ.AX - Australia And New Zealand Banking Group Limited	900.00	15,247.95						900.00	15,247.95	19,827.00
BLD.AX - Boral Limited.	1,500.00	4,969.95				(3,975.00)	0.00	1,500.00	994.95	3,885.00
CAN.AX - Cann Group Limited	8,000.00	3,200.00						8,000.00	3,200.00	2,200.00
DOW.AX - Downer Edi Limited	1,003.00	4,520.70						1,003.00	4,520.70	5,065.15
EOS.AX - Electro Optic Systems Holdings Limited	600.00	3,349.95						600.00	3,349.95	624.00
EML.AX - EML Payments Limited	1,350.00	3,070.95						1,350.00	3,070.95	1,660.50
ETPMAG.AX - Etf's Metal Securities Australia Limited										

**SEVERINO FAMILY SUPER**  
**Investment Movement Report**

As at 30 June 2022

Investment	Opening Balance		Additions		Disposals			Closing Balance		
	Units	Cost	Units	Cost	Units	Cost	Accounting Profit/(Loss)	Units	Cost	Market Value
	400.00	9,819.95						400.00	9,819.95	11,260.00
HUM.AX - Humm Group Limited	2,500.00	3,094.95						2,500.00	3,094.95	1,025.00
IVC.AX - Invocare Limited	427.00	4,979.75						427.00	4,979.75	4,466.42
KLL.AX - Kalium Lakes Limited	17,000.00	2,569.95						17,000.00	2,569.95	1,037.00
KAR.AX - Karoon Energy Ltd	5,000.00	3,194.95						5,000.00	3,194.95	8,700.00
LNK.AX - Link Administration Holdings Limited	1,100.00	5,167.95						1,100.00	5,167.95	4,169.00
NAB.AX - National Australia Bank Limited	1,151.00	18,781.60						1,151.00	18,781.60	31,525.89
OPT.AX - Opthea Limited	1,300.00	3,464.95						1,300.00	3,464.95	1,430.00
PPE.AX - People Infrastructure Ltd	1,500.00	3,019.95						1,500.00	3,019.95	4,335.00
PNV.AX - Polynovo Limited	1,740.00	3,499.95						1,740.00	3,499.95	2,357.70
RHP.AX - Rhipe Limited	1,600.00	3,539.95			(1,600.00)	(3,539.95)	252.05		0.00	
STO.AXW - Santos Limited	1,250.00	5,582.45						1,250.00	5,582.45	9,275.00
VHT.AX - Volpara Health Technologies Limited										

# SEVERINO FAMILY SUPER Investment Movement Report

As at 30 June 2022

Investment	Opening Balance		Additions		Disposals			Closing Balance		
	Units	Cost	Units	Cost	Units	Cost	Accounting Profit/(Loss)	Units	Cost	Market Value
	2,640.00	3,768.75						2,640.00	3,768.75	1,108.80
WCG.AX - Webcentral Ltd			5,400.00	2,700.00			0.00	5,400.00	2,700.00	1,134.00
WEB.AX - Webjet Limited	950.00	3,534.95						950.00	3,534.95	5,073.00
WBC.AX - Westpac Banking Corporation	800.00	13,339.95						800.00	13,339.95	15,600.00
WHC.AX - Whitehaven Coal Limited	2,150.00	3,524.45						2,150.00	3,524.45	10,406.00
WDS.AX - Woodside Energy Group Ltd			210.00	5,055.75				210.00	5,055.75	6,686.40
WPL.AX - Woodside Petroleum Ltd	210.00	5,055.75			(210.00)	(5,055.75)			0.00	
		<b>141,275.10</b>		<b>8,341.65</b>		<b>(16,073.65)</b>	<b>(550.90)</b>		<b>133,543.10</b>	<b>162,786.68</b>
<b>Stapled Securities</b>										
SCG.AX2 - Scentre Group	4,500.00	7,534.95						4,500.00	7,534.95	11,655.00
		<b>7,534.95</b>							<b>7,534.95</b>	<b>11,655.00</b>
		<b>177,008.20</b>		<b>45,077.62</b>		<b>(21,517.45)</b>	<b>(550.90)</b>		<b>200,568.37</b>	<b>233,932.00</b>

# 85000 - Income Tax Payable/Refundable

2022 Financial Year

Preparer Louise Montiel

Reviewer Steven Lee

Status Completed

Account Code	Description	CY Balance	LY Balance	Change
85000	Income Tax Payable/Refundable	\$3,106.84	\$1,500.29	107.08%
<b>TOTAL</b>		<b>CY Balance</b>	<b>LY Balance</b>	
		\$3,106.84	\$1,500.29	

## Supporting Documents

- Non Deductible Expense Reconciliation [Report](#)
- Tax Reconciliation Report [Report](#)
- Statement of Taxable Income [Report](#)
- Exempt Pension Reconciliation [Report](#)
- PAYG.pdf [85000](#)
- ATO\_Income Tax.pdf [85000](#)

## Standard Checklist

- Attach Actuarial Certificate (if applicable)
- Attach any other Tax reconciliations
- Attach copy of Exempt Pension Reconciliation (if applicable)
- Attach copy of Non Deductible Expense Reconciliation (if applicable)
- Attach copy of Statement of Taxable Income
- Attach copy of Tax Reconciliation Report
- Confirm Transactions in ATO Portal

SEVERINO FAMILY SUPER  
**Statement of Taxable Income**

For the year ended 30 June 2022

	<b>2022</b>
	<b>\$</b>
Benefits accrued as a result of operations	634.82
<b>Less</b>	
Realised Accounting Capital Gains	(550.90)
Accounting Trust Distributions	641.25
	<u>90.35</u>
<b>Add</b>	
Decrease in MV of investments	26,049.25
Franking Credits	2,216.41
Foreign Credits	1.64
Taxable Trust Distributions	344.46
Distributed Foreign income	42.67
	<u>28,654.43</u>
SMSF Annual Return Rounding	(2.90)
<b>Taxable Income or Loss</b>	<u>29,196.00</u>
Income Tax on Taxable Income or Loss	4,379.40
<b>Less</b>	
Franking Credits	2,216.41
Foreign Credits	1.64
	<u>2,161.35</u>
<b>CURRENT TAX OR REFUND</b>	<u>2,161.35</u>
Supervisory Levy	259.00
Income Tax Instalments Paid	(3,724.00)
<b>AMOUNT DUE OR REFUNDABLE</b>	<u>(1,303.65)</u>



## SEVERINO FAMILY SUPER

**Pension Non Deductible Expense Report**

For The Period 01 July 2021 - 30 June 2022

	Date	Account Code	Account Description	Amount	Expense %	Deductible	Non Deductible
<b>Segment - 01 July 2021 to 30 June 2022</b>							
<b>Label H</b>							
	30/06/2022	30700	Auditor's Remuneration	550.00			
			<b>Total</b>	550.00	0.000 %	550.00	0.00
<b>Label J</b>							
	30/06/2022	30100	Accountancy Fees	925.00			
			<b>Total</b>	925.00	0.000 %	925.00	0.00
	27/10/2021	30400	ATO Supervisory Levy	259.00			
			<b>Total</b>	259.00	0.000 %	259.00	0.00
			<b>Label Total</b>			1,184.00	0.00
			<b>Total Segment Expenses</b>			<b>1,734.00</b>	<b>0.00</b>
			<b>Total Expenses *</b>			<b>1,734.00</b>	<b>0.00</b>

\* General expense percentage - 0.000 %

\* Investment expense percentage - 0.000 %

# SEVERINO FAMILY SUPER Tax Reconciliation Report

For the year ended 30 June 2022

Tax Return Label	Date	Account Code	Account Name	Amount \$
<b>C - Income - Gross interest</b>				
	30/07/2021	25000/MBL962773131	Macquarie CMA ***131	3.04
	31/08/2021	25000/MBL962773131	Macquarie CMA ***131	3.13
	30/09/2021	25000/MBL962773131	Macquarie CMA ***131	3.30
	29/10/2021	25000/MBL962773131	Macquarie CMA ***131	3.59
	30/11/2021	25000/MBL962773131	Macquarie CMA ***131	2.62
	31/12/2021	25000/MBL962773131	Macquarie CMA ***131	1.84
	31/01/2022	25000/MBL962773131	Macquarie CMA ***131	1.86
	28/02/2022	25000/MBL962773131	Macquarie CMA ***131	1.84
	31/03/2022	25000/MBL962773131	Macquarie CMA ***131	2.17
	29/04/2022	25000/MBL962773131	Macquarie CMA ***131	2.03
	31/05/2022	25000/MBL962773131	Macquarie CMA ***131	2.39
	30/06/2022	25000/MBL962773131	Macquarie CMA ***131	6.89
<b>Sub-Total</b>				<b>34.70</b>
<b>Ignore Cents</b>				<b>0.70</b>
<b>Total</b>				<b>34.00</b>
<b>D1 - Income - Gross foreign income</b>				
	30/06/2022	23800/SCG.AX2	Scentre Group	44.31
<b>Sub-Total</b>				<b>44.31</b>
<b>Ignore Cents</b>				<b>0.31</b>
<b>Total</b>				<b>44.00</b>
<b>D - Income - Net foreign income</b>				
	30/06/2022	23800/SCG.AX2	Scentre Group	44.31
<b>Sub-Total</b>				<b>44.31</b>
<b>Ignore Cents</b>				<b>0.31</b>
<b>Total</b>				<b>44.00</b>
<b>J - Unfranked dividend amount</b>				
	23/09/2021	23900/DOW.AX	Downer Edi Limited	120.36
	14/02/2022	23900/BLD.AX	Boral Limited.	105.00
	11/03/2022	23900/WHC.AX	Whitehaven Coal Limited	172.00
	24/03/2022	23900/DOW.AX	Downer Edi Limited	120.36
	24/03/2022	23900/STO.AXW	Santos Limited	44.28
<b>Sub-Total</b>				<b>562.00</b>
<b>Ignore Cents</b>				<b>0.00</b>
<b>Total</b>				<b>562.00</b>
<b>K - Franked dividend amount</b>				
	01/07/2021	23900/ANZ.AX	Australia And New Zealand Banking Group Limited	630.00
	02/07/2021	23900/ALL.AX	Aristocrat Leisure Limited	41.25
	02/07/2021	23900/NAB.AX	National Australia Bank Limited	690.60
	21/09/2021	23900/STO.AXW	Santos Limited	96.17
	24/09/2021	23900/WPL.AX	Woodside Petroleum Ltd	86.17
	01/10/2021	23900/PPE.AX	People Infrastructure Ltd	90.00

## SEVERINO FAMILY SUPER

## Tax Reconciliation Report

For the year ended 30 June 2022

Tax Return Label	Date	Account Code	Account Name	Amount \$
<b>K - Franked dividend amount</b>				
	07/10/2021	23900/IVC.AX	Invocare Limited	40.57
	20/10/2021	23900/LNK.AX	Link Administration Holdings Limited	60.50
	25/10/2021	23900/RHP.AX	Rhipe Limited	208.00
	15/12/2021	23900/NAB.AX	National Australia Bank Limited	771.17
	16/12/2021	23900/ANZ.AX	Australia And New Zealand Banking Group Limited	648.00
	17/12/2021	23900/ALL.AX	Aristocrat Leisure Limited	75.14
	21/12/2021	23900/WBC.AX	Westpac Banking Corporation	480.00
	23/03/2022	23900/WPL.AX	Woodside Petroleum Ltd	306.93
	24/03/2022	23900/STO.AXW	Santos Limited	103.33
	29/03/2022	23900/PPE.AX	People Infrastructure Ltd	97.50
	06/04/2022	23900/HUM.AX	Humm Group Limited	42.50
	08/04/2022	23900/IVC.AX	Invocare Limited	49.11
	08/04/2022	23900/LNK.AX	Link Administration Holdings Limited	33.00
	24/06/2022	23900/WBC.AX	Westpac Banking Corporation	488.00
<b>Sub-Total</b>				<b>5,037.94</b>
<b>Ignore Cents</b>				<b>0.94</b>
<b>Total</b>				<b>5,037.00</b>
<b>L - Income - Dividend franking credit</b>				
	01/07/2021	23900/ANZ.AX	Australia And New Zealand Banking Group Limited	270.00
	02/07/2021	23900/ALL.AX	Aristocrat Leisure Limited	17.68
	02/07/2021	23900/NAB.AX	National Australia Bank Limited	295.97
	21/09/2021	23900/STO.AXW	Santos Limited	41.22
	24/09/2021	23900/WPL.AX	Woodside Petroleum Ltd	36.93
	01/10/2021	23900/PPE.AX	People Infrastructure Ltd	38.57
	07/10/2021	23900/IVC.AX	Invocare Limited	17.39
	20/10/2021	23900/LNK.AX	Link Administration Holdings Limited	25.93
	25/10/2021	23900/RHP.AX	Rhipe Limited	89.14
	15/12/2021	23900/NAB.AX	National Australia Bank Limited	330.50
	16/12/2021	23900/ANZ.AX	Australia And New Zealand Banking Group Limited	277.71
	17/12/2021	23900/ALL.AX	Aristocrat Leisure Limited	32.20
	21/12/2021	23900/WBC.AX	Westpac Banking Corporation	205.71
	23/03/2022	23900/WPL.AX	Woodside Petroleum Ltd	131.54
	24/03/2022	23900/STO.AXW	Santos Limited	44.28
	29/03/2022	23900/PPE.AX	People Infrastructure Ltd	41.79
	06/04/2022	23900/HUM.AX	Humm Group Limited	18.21
	08/04/2022	23900/IVC.AX	Invocare Limited	21.05
	08/04/2022	23900/LNK.AX	Link Administration Holdings Limited	14.14
	24/06/2022	23900/WBC.AX	Westpac Banking Corporation	209.14
<b>Sub-Total</b>				<b>2,159.10</b>
<b>Ignore Cents</b>				<b>0.10</b>
<b>Total</b>				<b>2,159.00</b>

# SEVERINO FAMILY SUPER Tax Reconciliation Report

For the year ended 30 June 2022

Tax Return Label	Date	Account Code	Account Name	Amount \$
<b>M - Gross trust distributions</b>				
	30/06/2022	23800/SCG.AX2	Scentre Group	401.77
<b>Sub-Total</b>				<b>401.77</b>
<b>Ignore Cents</b>				<b>0.77</b>
<b>Total</b>				<b>401.00</b>
<b>R1 - Assessable employer contributions</b>				
	04/08/2021	24200/SEVCLA00001A	(Contributions) Severino, Clayton - Accumulation (Accumulation)	2,535.23
	31/08/2021	24200/SEVCLA00001A	(Contributions) Severino, Clayton - Accumulation (Accumulation)	1,690.22
	05/10/2021	24200/SEVCLA00001A	(Contributions) Severino, Clayton - Accumulation (Accumulation)	1,666.55
	29/10/2021	24200/SEVCLA00001A	(Contributions) Severino, Clayton - Accumulation (Accumulation)	2,305.78
	01/12/2021	24200/SEVCLA00001A	(Contributions) Severino, Clayton - Accumulation (Accumulation)	1,698.68
	23/12/2021	24200/SEVCLA00001A	(Contributions) Severino, Clayton - Accumulation (Accumulation)	1,887.54
	03/02/2022	24200/SEVCLA00001A	(Contributions) Severino, Clayton - Accumulation (Accumulation)	1,818.18
	15/03/2022	24200/SEVCLA00001A	(Contributions) Severino, Clayton - Accumulation (Accumulation)	1,818.18
	02/05/2022	24200/SEVCLA00001A	(Contributions) Severino, Clayton - Accumulation (Accumulation)	1,818.18
	17/05/2022	24200/SEVCLA00001A	(Contributions) Severino, Clayton - Accumulation (Accumulation)	1,818.18
	01/06/2022	24200/SEVCLA00001A	(Contributions) Severino, Clayton - Accumulation (Accumulation)	1,818.18
	23/06/2022	24200/SEVCLA00001A	(Contributions) Severino, Clayton - Accumulation (Accumulation)	1,818.18
<b>Sub-Total</b>				<b>22,693.08</b>
<b>Ignore Cents</b>				<b>0.08</b>
<b>Total</b>				<b>22,693.00</b>
<b>R - Assessable contributions (R1 plus R2 plus R3 less R6)</b>				
			Assessable employer contributions	22,693.08
<b>Sub-Total</b>				<b>22,693.08</b>
<b>Ignore Cents</b>				<b>0.08</b>
<b>Total</b>				<b>22,693.00</b>
<b>W - GROSS INCOME (Sum of labels A to U)</b>				
				30,930.00
<b>Sub-Total</b>				<b>30,930.00</b>
<b>Ignore Cents</b>				<b>0.00</b>
<b>Total</b>				<b>30,930.00</b>
<b>V - TOTAL ASSESSABLE INCOME (W less Y)</b>				
				30,930.00
<b>Sub-Total</b>				<b>30,930.00</b>
<b>Ignore Cents</b>				<b>0.00</b>
<b>Total</b>				<b>30,930.00</b>
<b>H1 - Expenses - SMSF auditor fee</b>				

# SEVERINO FAMILY SUPER Tax Reconciliation Report

For the year ended 30 June 2022

Tax Return Label	Date	Account Code	Account Name	Amount \$
<b>H1 - Expenses - SMSF auditor fee</b>				
	30/06/2022	30700	Auditor's Remuneration	550.00
<b>Sub-Total</b>				<b>550.00</b>
<b>Ignore Cents</b>				<b>0.00</b>
<b>Total</b>				<b>550.00</b>
<b>J1 - Expenses - Management and administration expenses</b>				
	30/06/2022	30100	Accountancy Fees	925.00
	27/10/2021	30400	ATO Supervisory Levy	259.00
<b>Sub-Total</b>				<b>1,184.00</b>
<b>Ignore Cents</b>				<b>0.00</b>
<b>Total</b>				<b>1,184.00</b>
<b>N - TOTAL DEDUCTIONS</b>				
				1,734.00
<b>Sub-Total</b>				<b>1,734.00</b>
<b>Ignore Cents</b>				<b>0.00</b>
<b>Total</b>				<b>1,734.00</b>
<b>O - TAXABLE INCOME OR LOSS</b>				
				29,196.00
<b>Sub-Total</b>				<b>29,196.00</b>
<b>Ignore Cents</b>				<b>0.00</b>
<b>Total</b>				<b>29,196.00</b>
<b>Z - TOTAL SMSF EXPENSES</b>				
				1,734.00
<b>Sub-Total</b>				<b>1,734.00</b>
<b>Ignore Cents</b>				<b>0.00</b>
<b>Total</b>				<b>1,734.00</b>
<b>A - Taxable income</b>				
				29,196.00
<b>Sub-Total</b>				<b>29,196.00</b>
<b>Ignore Cents</b>				<b>0.00</b>
<b>Total</b>				<b>29,196.00</b>
<b>T1 - Tax on taxable income</b>				
				4,379.40
<b>Sub-Total</b>				<b>4,379.40</b>
<b>Ignore Cents</b>				<b>0.00</b>
<b>Total</b>				<b>4,379.40</b>
<b>B - Gross Tax</b>				
				4,379.40
<b>Sub-Total</b>				<b>4,379.40</b>
<b>Ignore Cents</b>				<b>0.00</b>
<b>Total</b>				<b>4,379.40</b>

## SEVERINO FAMILY SUPER

## Tax Reconciliation Report

For the year ended 30 June 2022

Tax Return Label	Date	Account Code	Account Name	Amount \$
<b>C1 - Foreign income tax offset</b>				
	30/06/2022	23800/SCG.AX2	Scentre Group	1.64
<b>Sub-Total</b>				<b>1.64</b>
<b>Ignore Cents</b>				<b>0.00</b>
<b>Total</b>				<b>1.64</b>
<b>C - Non-refundable non-carry forward tax offsets</b>				
				1.64
<b>Sub-Total</b>				<b>1.64</b>
<b>Ignore Cents</b>				<b>0.00</b>
<b>Total</b>				<b>1.64</b>
<b>T2 - SUBTOTAL</b>				
				4,377.76
<b>Sub-Total</b>				<b>4,377.76</b>
<b>Ignore Cents</b>				<b>0.00</b>
<b>Total</b>				<b>4,377.76</b>
<b>T3 - SUBTOTAL 2</b>				
				4,377.76
<b>Sub-Total</b>				<b>4,377.76</b>
<b>Ignore Cents</b>				<b>0.00</b>
<b>Total</b>				<b>4,377.76</b>
<b>E1 - Complying fund's franking credits tax offset</b>				
	01/07/2021	23900/ANZ.AX	Australia And New Zealand Banking Group Limited	270.00
	02/07/2021	23900/ALL.AX	Aristocrat Leisure Limited	17.68
	02/07/2021	23900/NAB.AX	National Australia Bank Limited	295.97
	21/09/2021	23900/STO.AXW	Santos Limited	41.22
	24/09/2021	23900/WPL.AX	Woodside Petroleum Ltd	36.93
	01/10/2021	23900/PPE.AX	People Infrastructure Ltd	38.57
	07/10/2021	23900/IVC.AX	Invocare Limited	17.39
	20/10/2021	23900/LNK.AX	Link Administration Holdings Limited	25.93
	25/10/2021	23900/RHP.AX	Rhipe Limited	89.14
	15/12/2021	23900/NAB.AX	National Australia Bank Limited	330.50
	16/12/2021	23900/ANZ.AX	Australia And New Zealand Banking Group Limited	277.71
	17/12/2021	23900/ALL.AX	Aristocrat Leisure Limited	32.20
	21/12/2021	23900/WBC.AX	Westpac Banking Corporation	205.71
	23/03/2022	23900/WPL.AX	Woodside Petroleum Ltd	131.54
	24/03/2022	23900/STO.AXW	Santos Limited	44.28
	29/03/2022	23900/PPE.AX	People Infrastructure Ltd	41.79
	06/04/2022	23900/HUM.AX	Humm Group Limited	18.21
	08/04/2022	23900/IVC.AX	Invocare Limited	21.05
	08/04/2022	23900/LNK.AX	Link Administration Holdings Limited	14.14
	24/06/2022	23900/WBC.AX	Westpac Banking Corporation	209.14

## SEVERINO FAMILY SUPER

**Tax Reconciliation Report**

For the year ended 30 June 2022

Tax Return Label	Date	Account Code	Account Name	Amount \$
<b>E1 - Complying fund's franking credits tax offset</b>				
	30/06/2022	23800/SCG.AX2	Scentre Group	57.31
<b>Sub-Total</b>				<b>2,216.41</b>
<b>Ignore Cents</b>				<b>0.00</b>
<b>Total</b>				<b>2,216.41</b>
<b>E - Refundable tax offsets</b>				
				2,216.41
<b>Sub-Total</b>				<b>2,216.41</b>
<b>Ignore Cents</b>				<b>0.00</b>
<b>Total</b>				<b>2,216.41</b>
<b>T5 - TAX PAYABLE</b>				
				2,161.35
<b>Sub-Total</b>				<b>2,161.35</b>
<b>Ignore Cents</b>				<b>0.00</b>
<b>Total</b>				<b>2,161.35</b>
<b>K - PAYG instalments raised</b>				
	25/10/2021	85000	Income Tax Payable/Refundable	877.00
	21/02/2022	85000	Income Tax Payable/Refundable	985.00
	19/04/2022	85000	Income Tax Payable/Refundable	931.00
	30/06/2022	85000	Income Tax Payable/Refundable	931.00
<b>Sub-Total</b>				<b>3,724.00</b>
<b>Ignore Cents</b>				<b>0.00</b>
<b>Total</b>				<b>3,724.00</b>
<b>L - Supervisory levy</b>				
				259.00
<b>Sub-Total</b>				<b>259.00</b>
<b>Ignore Cents</b>				<b>0.00</b>
<b>Total</b>				<b>259.00</b>
<b>S - AMOUNT DUE OR REFUNDABLE</b>				
				(1,303.65)
<b>Sub-Total</b>				<b>(1,303.65)</b>
<b>Ignore Cents</b>				<b>0.00</b>
<b>Total</b>				<b>(1,303.65)</b>

## SEVERINO FAMILY SUPER

**Exempt Current Pension Income Reconciliation**

For The Period 01 July 2021 - 30 June 2022

	Date	Account Code	Account Description	Taxable Amount	Actuary/Pool %	Exempt Amount
<b>Segment - 01 July 2021 to 30 June 2022</b>						
<b>Label C</b>						
	30/07/2021	25000/MBL962773131	Macquarie CMA ***131	3.04		
	31/08/2021	25000/MBL962773131	Macquarie CMA ***131	3.13		
	30/09/2021	25000/MBL962773131	Macquarie CMA ***131	3.30		
	29/10/2021	25000/MBL962773131	Macquarie CMA ***131	3.59		
	30/11/2021	25000/MBL962773131	Macquarie CMA ***131	2.62		
	31/12/2021	25000/MBL962773131	Macquarie CMA ***131	1.84		
	31/01/2022	25000/MBL962773131	Macquarie CMA ***131	1.86		
	28/02/2022	25000/MBL962773131	Macquarie CMA ***131	1.84		
	31/03/2022	25000/MBL962773131	Macquarie CMA ***131	2.17		
	29/04/2022	25000/MBL962773131	Macquarie CMA ***131	2.03		
	31/05/2022	25000/MBL962773131	Macquarie CMA ***131	2.39		
	30/06/2022	25000/MBL962773131	Macquarie CMA ***131	6.89		
			<b>Total</b>	34.70	0.000 %	<b>0.00</b>
<b>Label D1</b>						
	30/06/2022	23800/SCG.AX2	Scentre Group	44.31		
			<b>Total</b>	44.31	0.000 %	<b>0.00</b>
<b>Label J</b>						
	23/09/2021	23900/DOW.AX	Downer Edi Limited	120.36		
	14/02/2022	23900/BLD.AX	Boral Limited.	105.00		
	11/03/2022	23900/WHC.AX	Whitehaven Coal Limited	172.00		
	24/03/2022	23900/DOW.AX	Downer Edi Limited	120.36		



## SEVERINO FAMILY SUPER

**Exempt Current Pension Income Reconciliation**

For The Period 01 July 2021 - 30 June 2022

	Date	Account Code	Account Description	Taxable Amount	Actuary/Pool %	Exempt Amount
<b>Label J</b>						
	24/03/2022	23900/STO.AXW	Santos Limited	44.28		
			<b>Total</b>	562.00	0.000 %	<b>0.00</b>
<b>Label K</b>						
	01/07/2021	23900/ANZ.AX	Australia And New Zealand Banking Group	630.00		
	02/07/2021	23900/NAB.AX	National Australia Bank Limited	690.60		
	02/07/2021	23900/ALL.AX	Aristocrat Leisure Limited	41.25		
	21/09/2021	23900/STO.AXW	Santos Limited	96.17		
	24/09/2021	23900/WPL.AX	Woodside Petroleum Ltd	86.17		
	01/10/2021	23900/PPE.AX	People Infrastructure Ltd	90.00		
	07/10/2021	23900/IVC.AX	Invocare Limited	40.57		
	20/10/2021	23900/LNK.AX	Link Administration Holdings Limited	60.50		
	25/10/2021	23900/RHP.AX	Rhipe Limited	208.00		
	15/12/2021	23900/NAB.AX	National Australia Bank Limited	771.17		
	16/12/2021	23900/ANZ.AX	Australia And New Zealand Banking Group	648.00		
	17/12/2021	23900/ALL.AX	Aristocrat Leisure Limited	75.14		
	21/12/2021	23900/WBC.AX	Westpac Banking Corporation	480.00		
	23/03/2022	23900/WPL.AX	Woodside Petroleum Ltd	306.93		
	24/03/2022	23900/STO.AXW	Santos Limited	103.33		
	29/03/2022	23900/PPE.AX	People Infrastructure Ltd	97.50		
	06/04/2022	23900/HUM.AX	Humm Group Limited	42.50		
	08/04/2022	23900/IVC.AX	Invocare Limited	49.11		
	08/04/2022	23900/LNK.AX	Link Administration Holdings Limited	33.00		

## SEVERINO FAMILY SUPER

**Exempt Current Pension Income Reconciliation**

For The Period 01 July 2021 - 30 June 2022

	Date	Account Code	Account Description	Taxable Amount	Actuary/Pool %	Exempt Amount
<b>Label K</b>						
	24/06/2022	23900/WBC.AX	Westpac Banking Corporation	488.00		
			<b>Total</b>	5,037.94	0.000 %	<b>0.00</b>
<b>Label L</b>						
	01/07/2021	23900/ANZ.AX	Australia And New Zealand Banking Group	270.00		
	02/07/2021	23900/NAB.AX	National Australia Bank Limited	295.97		
	02/07/2021	23900/ALL.AX	Aristocrat Leisure Limited	17.68		
	21/09/2021	23900/STO.AXW	Santos Limited	41.22		
	24/09/2021	23900/WPL.AX	Woodside Petroleum Ltd	36.93		
	01/10/2021	23900/PPE.AX	People Infrastructure Ltd	38.57		
	07/10/2021	23900/IVC.AX	Invocare Limited	17.39		
	20/10/2021	23900/LNK.AX	Link Administration Holdings Limited	25.93		
	25/10/2021	23900/RHP.AX	Rhipe Limited	89.14		
	15/12/2021	23900/NAB.AX	National Australia Bank Limited	330.50		
	16/12/2021	23900/ANZ.AX	Australia And New Zealand Banking Group	277.71		
	17/12/2021	23900/ALL.AX	Aristocrat Leisure Limited	32.20		
	21/12/2021	23900/WBC.AX	Westpac Banking Corporation	205.71		
	23/03/2022	23900/WPL.AX	Woodside Petroleum Ltd	131.54		
	24/03/2022	23900/STO.AXW	Santos Limited	44.28		
	29/03/2022	23900/PPE.AX	People Infrastructure Ltd	41.79		
	06/04/2022	23900/HUM.AX	Humm Group Limited	18.21		
	08/04/2022	23900/IVC.AX	Invocare Limited	21.05		
	08/04/2022	23900/LNK.AX	Link Administration Holdings Limited	14.14		

SEVERINO FAMILY SUPER

# Exempt Current Pension Income Reconciliation

For The Period 01 July 2021 - 30 June 2022

	Date	Account Code	Account Description	Taxable Amount	Actuary/Pool %	Exempt Amount
<b>Label L</b>						
	24/06/2022	23900/WBC.AX	Westpac Banking Corporation	209.14		
			<b>Total</b>	2,159.10	0.000 %	<b>0.00</b>
<b>Label M</b>						
	30/06/2022	23800/SCG.AX2	Scentre Group	401.77		
			<b>Total</b>	401.77	0.000 %	<b>0.00</b>
					<b>Total Segment ECPI *</b>	<b>0.00</b>
					<b>SMSF Annual Return Rounding</b>	<b>0.00</b>
					<b>Total ECPI</b>	<b>0.00</b>

\* Total Segment ECPI does not include ECPI amounts from Label A. The total ECPI from Label A is shown separately at the start of the report.



Australian Government  
Australian Taxation Office

## PAYG Instalments report 2022

**Tax Agent** 72357001  
**Last Updated** 29/04/2023

<b>TFN</b>	<b>Client Name</b>	<b>Quarter 1 (\$)</b>	<b>Quarter 2 (\$)</b>	<b>Quarter 3 (\$)</b>	<b>Quarter 4 (\$)</b>	<b>Total Instalment (\$)</b>
909414751	THE TRUSTEE FOR SEVERINO FAMILY SUPER FUND	877.00	985.00	931.00	931.00	3,724.00

**Total No of Clients: 1**



## Income tax 551

<b>Date generated</b>	04 May 2023
<b>Overdue</b>	\$0.00
<b>Not yet due</b>	\$0.00
<b>Balance</b>	\$0.00

## Transactions

7 results found - from **04 May 2021** to **04 May 2023** sorted by **processed date** ordered **newest to oldest**

Processed date	Effective date	Description	Debit (DR)	Credit (CR)	Balance
31 Oct 2022	3 Nov 2022	EFT refund for Income Tax for the period from 01 Jul 20 to 30 Jun 21	\$1,292.46		\$0.00
31 Oct 2022	31 Oct 2022	Interest on overpayment for Income Tax for the period from 01 Jul 20 to 30 Jun 21		\$7.27	\$1,292.46 CR
31 Oct 2022	14 Jun 2022	Tax return Self Man Superfund - Income Tax for the period from 01 Jul 20 to 30 Jun 21		\$1,285.19	\$1,285.19 CR
28 Oct 2021	28 Oct 2021	General interest charge			\$0.00
28 Oct 2021	27 Oct 2021	Payment received		\$302.90	\$0.00
28 Oct 2021	1 Jul 2021	General interest charge			\$302.90 DR
24 Oct 2021	15 Jun 2021	Tax return Self Man Superfund - Income Tax for the period from 01 Jul 19 to 30 Jun 20	\$302.90		\$302.90 DR

# 86000 - PAYG Payable

2022 Financial Year

**Preparer** Louise Montiel

**Reviewer** Steven Lee

**Status** Completed

Account Code	Description	CY Balance	LY Balance	Change
86000	PAYG Payable	(\$931.00)	(\$877.00)	6.16%
<b>TOTAL</b>		<b>CY Balance</b>	<b>LY Balance</b>	
		(\$931.00)	(\$877.00)	

## Supporting Documents

◦ ATO\_Integrated.pdf 86000

## Standard Checklist

- Attach copy of PAYG Payment Summary
- Confirm Transactions in ATO Portal



## Activity statement 001

<b>Date generated</b>	04 May 2023
<b>Overdue</b>	\$551.00 DR
<b>Not yet due</b>	\$0.00
<b>Balance</b>	\$551.00 DR

## Transactions

24 results found - from **04 May 2021** to **04 May 2023** sorted by **processed date** ordered **newest to oldest**

Processed date	Effective date	Description	Debit (DR)	Credit (CR)	Balance
1 May 2023	1 May 2023	General interest charge			\$551.00 DR
30 Apr 2023	28 Apr 2023	Original Activity Statement for the period ending 31 Mar 23 - PAYG Instalments	\$500.00		\$551.00 DR
3 Apr 2023	3 Apr 2023	General interest charge			\$51.00 DR
5 Mar 2023	28 Feb 2023	Original Activity Statement for the period ending 31 Dec 22 - PAYG Instalments	\$51.00		\$51.00 DR
23 Jan 2023	23 Jan 2023	General interest charge			\$0.00
23 Jan 2023	20 Jan 2023	Payment received		\$950.00	\$0.00
3 Jan 2023	3 Jan 2023	General interest charge			\$950.00 DR
4 Dec 2022	28 Nov 2022	Original Activity Statement for the period ending 30 Sep 22 - PAYG Instalments	\$950.00		\$950.00 DR
12 Sep 2022	12 Sep 2022	General interest charge			\$0.00
12 Sep 2022	9 Sep 2022	Payment received		\$931.00	\$0.00
1 Aug 2022	1 Aug 2022	General interest charge			\$931.00 DR
31 Jul 2022	28 Jul 2022	Original Activity Statement for the period ending 30 Jun 22 - PAYG Instalments	\$931.00		\$931.00 DR
1 May 2022	1 May 2022	General interest charge			\$0.00

Processed date	Effective date	Description	Debit (DR)	Credit (CR)	Balance
1 May 2022	28 Apr 2022	Original Activity Statement for the period ending 31 Mar 22 - PAYG Instalments	\$931.00		\$0.00
20 Apr 2022	19 Apr 2022	Payment received		\$931.00	\$931.00 CR
7 Mar 2022	7 Mar 2022	General interest charge			\$0.00
7 Mar 2022	28 Feb 2022	Original Activity Statement for the period ending 31 Dec 21 - PAYG Instalments	\$985.00		\$0.00
22 Feb 2022	21 Feb 2022	Payment received		\$985.00	\$985.00 CR
1 Nov 2021	1 Nov 2021	General interest charge			\$0.00
31 Oct 2021	28 Oct 2021	Original Activity Statement for the period ending 30 Sep 21 - PAYG Instalments	\$877.00		\$0.00
26 Oct 2021	25 Oct 2021	Payment received		\$877.00	\$877.00 CR
3 Aug 2021	2 Aug 2021	Payment received		\$877.00	\$0.00
2 Aug 2021	2 Aug 2021	General interest charge			\$877.00 DR
1 Aug 2021	28 Jul 2021	Original Activity Statement for the period ending 30 Jun 21 - PAYG Instalments	\$877.00		\$877.00 DR



# 88000 - Sundry Creditors

2022 Financial Year

**Preparer** Lousse Montiel

**Reviewer** Steven Lee

**Status** Completed

Account Code	Description	CY Balance	LY Balance	Change
88000	Sundry Creditors	(\$1,475.00)	(\$885.00)	66.67%
<b>TOTAL</b>		<b>CY Balance</b>	<b>LY Balance</b>	
		(\$1,475.00)	(\$885.00)	

## Supporting Documents

- General Ledger [Report](#)
- INV-1290 (1).pdf [88000](#)

## Standard Checklist

- Attach all source documentation and confirmations of Liability

SEVERINO FAMILY SUPER

# General Ledger

As at 30 June 2022

Transaction Date	Description	Units	Debit	Credit	Balance \$
<b>Sundry Creditors (88000)</b>					
<u>Sundry Creditors (88000)</u>					
01/07/2021	Opening Balance				885.00 CR
22/10/2021	Funds transfer TRANSACT FUNDS TFR TO SUPERHELP AUSTRALI		885.00		0.00 DR
30/06/2022				1,475.00	1,475.00 CR
			<b>885.00</b>	<b>1,475.00</b>	<b>1,475.00 CR</b>

**Total Debits: 885.00**

**Total Credits: 1,475.00**



# TAX INVOICE

Severino Family Super

**Invoice Date**  
21 Oct 2022

**Invoice Number**  
INV-1290

**ABN**  
60 061 126 663

SuperHelp Australia  
PTY LTD  
PO Box 1906  
MACQUARIE  
CENTRE NSW 2113  
AUSTRALIA

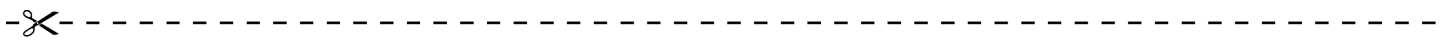
Item	Description	Quantity	Unit Price	GST	Amount AUD
EOY	SMSF Annual Administration	1.00	1,100.00	10%	1,100.00
ADD INV	Additional Investments	15.00	25.00	10%	375.00
DEPO	Deposit	1.00	(550.00)	10%	(550.00)
INCLUDES GST 10%					84.09
<b>TOTAL AUD</b>					925.00
Less Amount Paid					925.00
<b>AMOUNT DUE AUD</b>					<b>0.00</b>

## Due Date: 4 Nov 2022

Please pay the balance of our fees by direct credit into our bank account.

OUR BANK DETAILS (Use your name or your SMSF name as the reference):

Account Name: Superhelp Australia Pty Ltd  
Bank: Commonwealth Bank  
BSB: 06 2099  
Account Number: 1041 7929



# PAYMENT ADVICE

To: SuperHelp Australia PTY LTD  
PO Box 1906  
MACQUARIE CENTRE NSW 2113  
AUSTRALIA

**Customer** Severino Family Super  
**Invoice Number** INV-1290

---

**Amount Due** **0.00**  
**Due Date** 4 Nov 2022

---

**Amount Enclosed**

---

Enter the amount you are paying above

# 89000 - Deferred Tax Liability/Asset

2022 Financial Year

**Preparer** Louise Montiel

**Reviewer** Steven Lee

**Status** Completed

Account Code	Description	CY Balance	LY Balance	Change
89000	Deferred Tax Liability/Asset	\$12,295.63	\$9,646.18	27.47%
<b>TOTAL</b>		<b>CY Balance</b>	<b>LY Balance</b>	
		\$12,295.63	\$9,646.18	

## Supporting Documents

- Deferred Tax Reconciliation Report [Report](#)

## Standard Checklist

- Attach all source documentation and confirmations of Liability
- Attach copy of Deferred Tax Reconciliation Report

## SEVERINO FAMILY SUPER

## Deferred Tax Reconciliation

For The Period 01 July 2021 - 30 June 2022

Investment Code	Investment Name	Revaluation/Tax Deferred	Permanent Difference (Non-Assessable)	Temporary Difference (Assessable)	Temporary Difference (Accumulation Portion)
<b>Revaluations</b>					
RHP.AX	Rhipe Limited	195.95	65.32	130.63	130.63
IVC.AX	Invocare Limited	(473.97)	(157.99)	(315.98)	(315.98)
BLD.AX	Boral Limited.	(3,165.00)	(1,055.00)	(2,110.00)	(2,110.00)
PPE.AX	People Infrastructure Ltd	(2,550.00)	(850.00)	(1,700.00)	(1,700.00)
STO.AXW	Santos Limited	412.50	137.50	275.00	275.00
WCG.AX	Webcentral Ltd	(1,566.00)	(522.00)	(1,044.00)	(1,044.00)
WEB.AX	Webjet Limited	408.50	136.17	272.33	272.33
WHC.AX	Whitehaven Coal Limited	6,235.00	2,078.33	4,156.67	4,156.67
NAB.AX	National Australia Bank Limited	1,346.67	448.89	897.78	897.78
KAR.AX	Karoon Energy Ltd	2,050.00	683.33	1,366.67	1,366.67
SCG.AX2	Scentre Group	(675.00)	(225.00)	(450.00)	(450.00)
VHT.AX	Volpara Health Technologies Limited	(1,953.60)	(651.20)	(1,302.40)	(1,302.40)
EML.AX	EML Payments Limited	(3,037.50)	(1,012.50)	(2,025.00)	(2,025.00)
LNK.AX	Link Administration Holdings Limited	(1,375.00)	(458.33)	(916.67)	(916.67)
EOS.AX	Electro Optic Systems Holdings Limited	(1,962.00)	(654.00)	(1,308.00)	(1,308.00)
WDS.AX	Woodside Energy Group Ltd	1,630.65	543.55	1,087.10	1,087.10
ANZ.AX	Australia And New Zealand Banking Group Limited	(5,508.00)	(1,836.00)	(3,672.00)	(3,672.00)
HUM.AX	Humm Group Limited	(1,450.00)	(483.33)	(966.67)	(966.67)
OPT.AX	Opthea Limited	(305.50)	(101.83)	(203.67)	(203.67)
DOW.AX	Downer Edi Limited	(541.62)	(180.54)	(361.08)	(361.08)

**SEVERINO FAMILY SUPER**

**Deferred Tax Reconciliation**

For The Period 01 July 2021 - 30 June 2022

Investment Code	Investment Name	Revaluation/Tax Deferred	Permanent Difference (Non-Assessable)	Temporary Difference (Assessable)	Temporary Difference (Accumulation Portion)
WPL.AX	Woodside Petroleum Ltd	391.65	130.55	261.10	261.10
ETPMAG.AX	Efts Metal Securities Australia Limited	(1,620.00)	(540.00)	(1,080.00)	(1,080.00)
5GN.AX	5g Networks Limited	1,207.95	402.65	805.30	805.30
KLL.AX	Kalium Lakes Limited	(3,128.00)	(1,042.67)	(2,085.33)	(2,085.33)
ALL.AX	Aristocrat Leisure Limited	(2,499.83)	(833.28)	(1,666.55)	(1,666.55)
CAN.AX	Cann Group Limited	(520.00)	(173.33)	(346.67)	(346.67)
WBC.AX	Westpac Banking Corporation	(5,048.00)	(1,682.67)	(3,365.33)	(3,365.33)
PNV.AX	Polynovo Limited	(2,549.10)	(849.70)	(1,699.40)	(1,699.40)
		(26,049.25)	(8,683.08)	(17,366.17)	(17,366.17)
<b>Tax Deferred Distributions</b>					
SCG.AX2	Scentre Group	254.12	0.00	254.12	254.12
		254.12	0.00	254.12	254.12
<b>Total</b>		(25,795.13)	(8,683.08)	(17,112.05)	(17,112.05)

**Deferred Tax Liability (Asset) Summary**

<b>Opening Balance</b>	(9,646.18)
Current Year Transactions	(2,566.81)
Total Capital Losses	(82.64)
Total Tax Losses	0.00
Deferred Tax WriteBacks/Adjustment	0.00
Capital Loss carried forward recouped	0.00
Tax Loss carried forward recouped	0.00
Deferred Tax report rounding	(0.01)
<b>Closing Balance</b>	<hr/> <b>(12,295.63)</b> <hr/>



# A - Financial Statements

2022 Financial Year

---

**Preparer** Lousse Montiel

**Reviewer** Steven Lee

**Status** Completed

## Supporting Documents

No supporting documents

## Standard Checklist

- Attach copy of Financial Statements
- Attach copy of SMSF Annual Return

# B - Permanent Documents

2022 Financial Year

---

**Preparer** Lousse Montiel

**Reviewer** Steven Lee

**Status** Completed

## Supporting Documents

- Fund Summary Report Report

## Standard Checklist

- Attach latest copy of ASIC annual company statement (if corporate trustee)
- Ensure latest copies of ATO Trustee Declarations and ATO confirmation that the fund is a regulated fund is attached
- Ensure latest copies of trustee consents, member consents and registers are attached
- Ensure latest copy of trust deed (including amendments) are attached
- Use [Australian Business Register](#) to ensure details are correct
- Use [Super Fund Lookup](#) to check the eligibility to receive rollovers and contributions

# SEVERINO FAMILY SUPER Fund Summary Report

As at 30 June 2022

## Fund Details

Date Formed: 18/09/2009

Tax File Number: Provided

ABN: 16293997281

Period: 01/07/2021 - 30/06/2022

Fund Type: SMSF

GST Registered: No

## Postal Address:

49 Carina Rd

Oyster Bay, New South Wales 2225

## Physical Address:

49 Carina Rd

Oyster Bay, New South Wales 2225

## Members

Number of Members: 2

Name	Age	Member Accounts	Pension Accounts	Tax File Number	Beneficiary Details
Severino, Clayton	47	1	0	Provided	Not Provided
Severino, Bronwyn	47	1	0	Provided	Not Provided

## Fund Relationships

Relationship Type	Contact
Accountant	Superhelp Australia Pty Ltd
Auditor	Super Audits Pty Ltd
Fund Contact	Severino, Clayton
Tax Agent	Superhelp Australia Pty Ltd
Trustee	Severino, Clayton
Trustee	Severino, Bronwyn

## C - Other Documents

2022 Financial Year

---

**Preparer** Louisse Montiel

**Reviewer** Steven Lee

**Status** Completed

### Supporting Documents

- Projected Investment Strategy.pdf

### Standard Checklist

- Attach copy of any SOAs issued during the Financial Year
- Attach copy of Investment Strategy
- Attach signed Engagement Letter
- Attach signed Trustee Representation Letter
- Attach Trustee Minutes prepared during the year

# SEVERINO FAMILY SUPER

## Projected Investment Strategy

---

### Overview

The aim of this strategy is to provide the Members with an income on retirement.

### Investment Objectives

The Trustee(s) will at all times ensure the funds assets are invested in accordance with the trust deed and comply with the applicable legislative requirements.

The Trustee(s) will act prudently to maximise the rate of return, subject to acceptable risk parameters whilst maintaining an appropriate diversification across a broad range of assets whilst assessing the risks where it is determined the fund's portfolio lacks diversification and / or has elected to implement a sector bias.

Having considered the risk profile of the fund and the member's needs and circumstances, the trustee has adopted the following objectives for the investment of assets of the fund;

- to achieve an investment return (based on market values and net of tax and charges) that exceeds the CPI by at least 3% per annum when measured over a rolling 5 year period.
- to have a probability of zero or negative returns in any 12 Month period of less than one in five years; and
- have sufficient liquidity to meet liabilities as and when they fall due.
- to consider the need to hold a policy of insurance for one or more members of the fund.

### Investment Strategy

The fund will invest in a portfolio of assets according to market conditions and within the ranges specified below:

### Asset Allocation

The targeted asset allocation will be in the following ranges:

<u>Asset Class</u>	<u>Target Range</u>	<u>Benchmark</u>
Australian Shares	0 - 85 %	80 %
International Shares	0 - 0 %	0 %
Cash	0 - 30 %	15 %
Australian Fixed Interest	0 - 0 %	0 %
International Fixed Interest	0 - 0 %	0 %
Mortgages	0 - 0 %	0 %
Direct Property	0 - 0 %	0 %
Listed Property	0 - 0 %	0 %
Other	0 - 10 %	5 %

Quality companies and trusts as supported by research and fundamental analysis will be selected. Direct investments in property, artwork and lease equipment may form part of the strategy provided there is sufficient basis for the decision.

### Insurance

The Trustees have considered and consulted Professional Advice where necessary to ensure that all fund members have the correct type and level of insurance. Insurance may be held within or outside the SMSF.

### Review and Monitoring

The trustees will monitor and review the fund's investment activities on a regular basis and to communicate with the members should they feel that any change in strategy is necessary in order to achieve the fund's objective.


**SEVERINO FAMILY SUPER  
Projected Investment Strategy**

---

Date: 23, 9, 2022



.....  
Clayton Severino



.....  
Bronwyn Severino

# D - Pension Documentation

2022 Financial Year

---

**Preparer** Luisse Montiel

**Reviewer** Steven Lee

**Status** Completed

## Supporting Documents

- Transfer Balance Account Summary [Report](#)

## Standard Checklist

- Attach Actuarial Certificate
- Attach documentation supporting any pensions commenced during the financial year
- Attach documentation supporting any pensions commuted during the financial year
- Ensure correct Transfer Balance Account Reports have been lodged with the ATO

**SEVERINO FAMILY SUPER**

# Transfer Balance Account Summary

For The Period 01 July 2021 - 30 June 2022

---

Member	Pension Type	Date	Lodgment Date	Transaction Type	Event Type	Debit	Credit	Balance	Cap Limit	Remaining Cap
--------	--------------	------	---------------	------------------	------------	-------	--------	---------	-----------	---------------

---

Bronwyn Severino

Clayton Severino



# E - Estate Planning

2022 Financial Year

---

**Preparer** Lousse Montiel

**Reviewer** Steven Lee

**Status** Completed

## Supporting Documents

No supporting documents

## Standard Checklist

- Attach Death Benefit Nominations (if applicable)
- Attach Life Insurance Policies (if applicable)
- Attach Reversionary Pension documentation (if applicable)
- Attach SMSF Will (if applicable)
- Review current Estate planning to ensure it matches wishes of members