

Randell Super Fund

# Distribution Reconciliation Report


For The Period 01 July 2021 - 30 June 2022



Date	Non Primary Production Income (A) * 1				Distributed Capital Gains (B) * 2				Foreign Income * 3				Non-Assessable		
	Payment Received	Franked	Unfranked	Interest/ Other	Franking Credits	Discounted (After Discount) Rate * 5	CGT Concession	Indexed	Other	Foreign Income	Foreign Credits	Tax Exempt	Tax Free	Tax Deferred / AMIT * 6	Taxable Income
<b>Units in Listed Unit Trusts (Australian)</b>															
FUEL.AX	Betashares Global Energy Companies Etf - Currency Hedged														
19/01/2022	979.39					S								0.00	
30/06/2022	0.00					I	489.28	0.00	0.00	0.83	11.99			0.00	502.10
	979.39						489.28	0.00	0.00	0.83	11.99			0.00	502.10
	<i>Net Cash Distribution: 979.39</i>														
<b>GMG.AX Goodman Group - Fully Paid Ordinary/Units Stapled Securities</b>															
26/08/2021	48.00					S								0.00	
24/02/2022	120.00					S								0.00	
30/06/2022	0.00	0.00	0.00	16.51	0.00	I	40.51	0.00	0.00	70.47	1.26	0.00	0.00	0.00	128.75
	168.00	0.00	0.00	16.51	0.00		40.51	0.00	0.00	70.47	1.26	0.00	0.00	0.00	128.75
	<i>Net Cash Distribution: 168.00</i>														
<b>IHVV.AX Ishares S&amp;p 500 Aud Hedged Etf - Exchange Traded Fund Units Fully Paid</b>															
30/06/2022	442.50					S								0.00	
30/06/2022	0.00	0.00	0.00	0.00	0.00	I	221.25	0.00	0.00	0.00	0.00	0.00	0.00	0.00	221.25
	442.50	0.00	0.00	0.00	0.00		221.25	0.00	0.00	0.00	0.00	0.00	0.00	0.00	221.25
	<i>Net Cash Distribution: 442.50</i>														
<b>IOO.AX Ishares Global 100 Etf - Chess Depository Interests 1:1 Ishg1b100</b>															
31/12/2021	123.91					S								0.00	

# Distribution Reconciliation Report

For The Period 01 July 2021 - 30 June 2022



Date	Non Primary Production Income (A) * 1				Distributed Capital Gains (B) * 2				Foreign Income * 3				Non-Assessable			
	Payment Received	Franked	Unfranked	Interest/ Other	Franking Credits	Discounted (After Discount)	Rate * 5	CGT Concession	Indexed	Other	Foreign Income	Foreign Credits	Tax Exempt	Tax Free	Tax Deferred/ AMIT * 6	Taxable Income
30/06/2022	0.00	0.00	0.00	0.00	0.00	0.00	I	0.00	0.00	0.00	123.91	21.92	0.00	0.00	0.00	145.83
	123.91	0.00	0.00	0.00	0.00	0.00		0.00	0.00	0.00	123.91	21.92	0.00	0.00	0.00	145.83
Net Cash Distribution: 123.91																
IVV.AX Ishares S&p 500 Etf - Chess Depository Interests 1:1 Ishs&p500																
13/10/2021	193.19						S								0.00	
05/01/2022	177.08						S								0.00	
13/04/2022	164.72						S								0.00	
30/06/2022	208.42						S								0.00	
30/06/2022	0.00	0.00	0.00	0.00	0.00	25.70	I	25.70	0.00	0.00	692.01	123.35	0.00	0.00	0.00	841.06
	743.41	0.00	0.00	0.00	0.00	25.70		25.70	0.00	0.00	692.01	123.35	0.00	0.00	0.00	841.06
Net Cash Distribution: 743.41																
LLC.AX Lend Lease Group - Unit/Ordinary Fully Paid Stapled Securities																
15/09/2021	114.50						S								0.00	
16/03/2022	72.42						S								0.00	
30/06/2022	0.00						S								0.00	
30/06/2022	0.00						S								0.00	
30/06/2022	0.00	0.00	114.51	35.50	0.00	11.65	I	11.65	0.00	0.00	13.66	1.42	0.00	0.00	(0.05)	176.74
	186.92	0.00	114.51	35.50	0.00	11.65		11.65	0.00	0.00	13.66	1.42	0.00	0.00	(0.05)	176.74
Net Cash Distribution: 186.92																

1-11F


1-11C

✓

Randell Super Fund

# Distribution Reconciliation Report

For The Period 01 July 2021 - 30 June 2022



Date	Non Primary Production Income (A) * 1			Distributed Capital Gains (B) * 2			Foreign Income * 3			Non-Assessable					
	Payment Received	Franked	Unfranked	Interest/Other	Discounted (After Discount)	Rate * 5	CGT Concession	Indexed	Other	Foreign Income	Foreign Credits	Tax Exempt	Tax Free	Tax Deferred / AMIT * 6	Taxable Income
	2,644.13	0.00	114.51	52.01	788.39		788.39	0.00	0.00	900.88	159.94	0.00	0.00	(0.05)	2,015.73
<b>TOTAL</b>	<b>2,644.13</b>	<b>0.00</b>	<b>114.51</b>	<b>52.01</b>	<b>788.39</b>		<b>788.39</b>	<b>0.00</b>	<b>0.00</b>	<b>900.88</b>	<b>159.94</b>	<b>0.00</b>	<b>0.00</b>	<b>(0.05)</b>	<b>2,015.73</b>

Total Distributed Gains

Discount Rate	Discounted	Gross
Superfund 1/3	0.00	0.00
Individual 50%(I)	788.39	1,576.78
<b>Total</b>	<b>788.39</b>	<b>1,576.78</b>

\* 1 Summary of Non Primary Production Income (A)

Tax Label	Franked	Unfranked	Interest/Other	Less Other Deduction	Income Before Credits * 7	Franking Credits	Total Including Credits
11M Gross trust distributions	0.00	114.51	52.01	0.00	166.52	0.00	166.52

\* 2 Forms part of the Net Capital Gains calculation for Tax Label 11A.

\* 3 Forms part of the Foreign Credits calculation for Tax Label 11D, D1, 13C1.

\* 4 Taxable Income is designed to match Tax Statement provided by Fund Manager.

Taxable Income in the SMSF Annual Return will be different due to application of Capital Losses in Net Capital Gain calculation and application of different discount method.

\* 5 This is the discount rate selected for the transaction. "S" being Super Funds at 1/3 and "I" being Individual at 50%.

\* 6 AMIT cost base net increase is reflected as negative amount i.e. negative tax deferred and AMIT cost base net decrease is reflected as positive amount i.e. positive tax deferred.

\* 7 Sum of Income Before Credits reconciles with Taxable Trust Distributions in Statement of Taxable Income.

\* Variance between Payment Received and Net Cash Distribution.

Randell Super Fund

**Dividend Reconciliation Report**

For The Period 01 July 2021 - 30 June 2022



Date	Net Payment Received	Australian Income			Foreign Income			Withheld		
		Unfranked	Franked	Franking Credits	Foreign Income	Foreign Credits	NZ Credits	TFN Withheld	Non-Resident	LIC Deduction
<b>Shares in Listed Companies (Australian)</b>										
ANZ.AX Australia And New Zealand Banking Group Limited										
01/07/2021	2,636.90	0.00	2,636.90	1,130.10						
16/12/2021	2,712.24	0.00	2,712.24	1,162.39						
	5,349.14	0.00	5,349.14	2,292.49						
BHP.AX BHP Group Limited										
21/09/2021	7,059.70	0.00	7,059.70	3,025.58						
28/03/2022	5,409.45	0.00	5,409.45	2,318.33						
01/06/2022	19,344.00	0.00	19,344.00	8,290.28						
	31,813.15	0.00	31,813.15	13,634.19						
CBA.AX Commonwealth Bank Of Australia.										
29/09/2021	2,016.00	0.00	2,016.00	864.00						
08/10/2021	19,217.52	0.00	19,217.52	8,236.07						
30/03/2022	1,261.75	0.00	1,261.75	540.75						
	22,495.27	0.00	22,495.27	9,640.82						
COH.AX Cochlear Limited - X0081746460										
18/10/2021	420.00	420.00	0.00	0.00						

1.4



Randell Super Fund

**Dividend Reconciliation Report**

For The Period 01 July 2021 - 30 June 2022



Date	Net Payment Received	Australian Income			Foreign Income			Withheld		
		Unfranked	Franked	Franking Credits	Foreign Income	Foreign Credits	NZ Credits	TFN Withheld	Non-Resident	LIC Deduction
21/04/2022	465.00	465.00	0.00	0.00						
CSL.AX Csl Limited - Ordinary Fully Paid										
30/09/2021	826.62	743.96	82.66	35.43						
06/04/2022	739.91	739.91	0.00	0.00						
	1,566.53	1,483.87	82.66	35.43						
FMG.AX Fortescue Metals Group Ltd										
30/09/2021	1,582.50	0.00	1,582.50	678.21						
	1,582.50	0.00	1,582.50	678.21						
MQG.AX Macquarie Group Limited - Ordinary Fully Paid										
02/07/2021	703.50	422.10	281.40	120.60						
14/12/2021	571.20	342.72	228.48	97.92						
	1,274.70	764.82	509.88	218.52						
NIC.AX Nickel Industries Limited										
10/02/2022	600.00	600.00								
	600.00	600.00								
RIO.AX RIO Tinto Limited										

15

Randell Super Fund

**Dividend Reconciliation Report**

For The Period 01 July 2021 - 30 June 2022



Date	Net Payment Received	Australian Income			Foreign Income			Withheld		
		Unfranked	Franked	Franking Credits	Foreign Income	Foreign Credits	NZ Credits	TFN Withheld	Non-Resident	LIC Deduction
23/09/2021	2,280.18	0.00	2,280.18	977.22						
21/04/2022	3,247.92	0.00	3,247.92	1,391.96						
STO.AX Santos Limited	5,528.10	0.00	5,528.10	2,369.18						
21/09/2021	430.86	0.00	430.86	184.65						
24/03/2022	1,204.48	361.34	843.14	361.34						
SVW.AX Seven Group Holdings Limited - Ordinary Fully Paid	1,635.34	361.34	1,274.00	545.99						
29/10/2021	448.50	0.00	448.50	192.21						
06/05/2022	448.50	0.00	448.50	192.21						
TLS.AX Telstra Corporation Limited.	897.00	0.00	897.00	384.42						
23/09/2021	1,200.00	0.00	1,200.00	514.29						
01/04/2022	1,200.00	0.00	1,200.00	514.29						
WBC.AX Westpac Banking Corporation	2,400.00	0.00	2,400.00	1,028.58						
21/12/2021	2,100.00	0.00	2,100.00	900.00						

Randell Super Fund

**Dividend Reconciliation Report**

For The Period 01 July 2021 - 30 June 2022



Date	Net Payment Received	Australian Income			Foreign Income			Withheld		
		Unfranked	Franked	Franking Credits	Foreign Income	Foreign Credits	NZ Credits	TFN Withheld	Non-Resident	LIC Deduction
24/06/2022	2,135.00	0.00	2,135.00	915.00						
	4,235.00	0.00	4,235.00	1,815.00						
WPLAX Woodside Petroleum Ltd										
24/09/2021	512.93	0.00	512.93	219.83						
23/03/2022	1,826.98	0.00	1,826.98	782.99						
	2,339.91	0.00	2,339.91	1,002.82						
	<b>82,601.64</b>	<b>4,095.03</b>	<b>78,506.61</b>	<b>33,645.65</b>						
<b>TOTAL</b>	<b>82,601.64</b>	<b>4,095.03</b>	<b>78,506.61</b>	<b>33,645.65</b>						

**Tax Return Reconciliation**

	Totals	Tax Return Label
Unfranked	4,095.03	J
Franked Dividends	78,506.61	K
Franking Credits	33,645.65	L

*1-8 A*  
*1-8 B*  
*1-8 C*

27

# Macquarie Investment Consolidator II - Elevate

**ORD MINNETT**

1-8

## Tax Report - Summary (Part A)

from 1 July 2021 to 30 June 2022

**Account No:** D78405  
**Account Name:** DAVID JAMES RANDELL & TRACY LEE  
 RANDELL ATF THE RANDELL  
 SUPERANNUATION FUND

	Franking Credit Distributed (\$)	Franking Credit Denied (\$)	Tax Return Amount (\$)	Individual Tax Return Ref. No.	Trust Tax Return Ref. No.	SMSF Tax Return Ref. No.	Tax Report - Detailed Ref.
<b>Income</b>							
<b>Gross Interest</b>							
Interest received - Cash			0.21				
Interest received - Listed equities			-				C3
<b>Total Gross Interest</b>			<b>0.21</b>	<b>10L</b>	<b>11J</b>	<b>11C</b>	
<b>Dividends (received from equity investments)</b>							
Unfranked amount (including Conduit Foreign Income)		<b>A</b>	4,095.03	<b>11S</b>	<b>12K</b>	<b>11J</b>	<b>S3;S4</b>
Franked amount		<b>B</b>	78,506.61	<b>11T</b>	<b>12L</b>	<b>11K</b>	<b>S2</b>
Franking credit	33,645.65	<b>C</b>	33,645.65	<b>11U</b>	<b>12M</b>	<b>11L</b>	<b>S12</b>
<b>Trust Distributions</b>							
Trust distributions less distributed net capital gains, foreign & franked income			166.53	<b>13U</b>	<b>8R</b>		<b>T4;T5;T7</b>
Franked income grossed up			-	<b>13C</b>	<b>8F</b>		
<b>Gross Trust Distributions</b>			<b>166.53</b>			<b>11M</b>	
Share of franking credits from franked dividends	-	-	-	<b>13Q</b>	<b>8D</b>		
<b>Foreign Source Income</b>							
Foreign Income			900.88				<b>T17</b>
Foreign income tax offset		<b>D</b>	159.93	<b>20O</b>	<b>23Z</b>	<b>13C1</b>	<b>T35</b>
<b>Total Assessable Foreign Source Income</b>			<b>1,060.81</b>	<b>20E &amp; 20M</b>	<b>23B &amp; 23V</b>	<b>11D1 &amp; 11D</b>	
<b>Foreign Entities</b>							
Foreign - CFC			-	<b>19K</b>	<b>22M or 22X</b>	<b>11D1 &amp; 11D</b>	
<b>Other Income</b>							
Gain from disposal of convertible notes + other income			-				
Other income - listed securities			-				
<b>Total Other Income</b>			<b>-</b>	<b>24V</b>	<b>14O</b>	<b>11S</b>	
<b>Other Credits</b>							
Australian franking credits from a NZ company			-	<b>20F</b>	<b>23D</b>	<b>11E</b>	
Exploration Credits			-	<b>T9</b>	<b>53G</b>	<b>13E4</b>	
<b>Government Charges</b>							
Adviser Fees			-				<b>F1</b>
- Adviser Establishment Fees			-				<b>F2</b>
- Adviser Service Fees			-				<b>F3</b>
- Adviser Transaction Fees			-				<b>F4</b>
Administration Fees			-				<b>F5</b>
Interest Paid (Margin Loan)			1,058.44				<b>F6</b>
Dealer Service Fee			-				<b>F7</b>
Other			-				<b>F8</b>
<b>Total Deductions</b>			<b>1,058.44</b>	<b>D7I,D8H or 13Y</b>	<b>16P</b>	<b>12I1</b>	
<b>Tax Deducted</b>							
TFN amounts			-				
Non resident amounts withheld			-				

<sup>1</sup>Refer to the Tax Report - Detailed section for information on a security level.

Where we have been advised that adviser fees are deductible, we have relied on these instructions and have not considered whether the treatment is correct. We recommend investors seek independent taxation advice to determine the deductibility or otherwise of these fees.

**Total unallocated fees per Tax Report - Detailed (F section) are \$ 7,380.47. We recommend investors seek independent taxation advice to determine the deductibility or otherwise of these fees.**

# Macquarie Investment Consolidator II - Elevate

**ORD MINNETT**

## Tax Report - Summary (Part A)

from 1 July 2021 to 30 June 2022

Account No: D78405

Account Name: DAVID JAMES RANDELL & TRACY LEE  
RANDELL ATF THE RANDELL  
SUPERANNUATION FUND

1-9

	TARP (\$)	Non-TARP (\$)	Taxable amount (\$)	Individual Tax Return Ref. No.	Trust Tax Return Ref. No.	SMSF Tax Return Ref. No.	Tax Report - Detailed Ref.¹
<b>Capital Gains/Losses</b>							
<b>Capital gains from trust distributions</b>							
Discounted (Grossed up amount)	104.32	1,472.46	1,576.78				T10
Indexed	-	-	-				
Other	-	-	-				
<b>Total</b>			<b>1,576.78</b>				
<b>Capital gains from the disposal of assets²</b>							
Discounted (Grossed up amount)	-	53,672.97	53,672.97				R5
Other	-	26,470.86	26,470.86				R8
Losses	-	(27,274.59)	(27,274.59)				R9
<b>Total Current Year Capital Gains</b>							
Discounted (Grossed up amount)	104.32	55,145.43	55,249.75				
Indexed	-	-	-				
Other	-	26,470.86	26,470.86				
<b>Total</b>			<b>81,720.61</b>				
<b>Net Capital Gains</b>							
Gross capital gains before losses applied			81,720.61				
Current year capital losses - sale of assets			(27,274.59)				
<b>Gross Capital Gains After Losses Applied</b>			<b>54,446.02</b>				
CGT Discount Applied to Gross Capital Gains				50% 18A	50% 21A	33.33% 11A	
<b>Net Capital Gains After Discount Applied</b>				27,223.01	27,223.01	36,297.35	
or							
<b>Net Capital Losses Carried Forward To Later Income Years</b>				-	18V		

Total NCMI Capital Gains

Total Excl. from NCMI Capital Gains

¹Refer to the Tax Report - Detailed section for information on a security level.

²For disposal of assets held within the Service, we have assumed that all interests are Non Taxable Australian Real Property (Non-TARP) assets, on the basis that the investor does not hold more than a 10% interest in the asset. If this is not the case, we recommend investors seek independent taxation advice to determine their capital gains tax (CGT) position.

The 50% CGT discount is no longer available for non-residents. Investors who may be impacted by this change are advised to seek independent taxation advice to determine how this may impact them.

Distributed capital gains have been split between gains relating to TARP assets and gains relating to Non-TARP assets. For further information on these gains, please refer to the Tax Guide.

**Disclaimer:** The tax components in this Report reflect only those related to this account. These amounts will need to be adjusted for any additional income earned or expenses incurred elsewhere by the investor in the current tax year.

This report has been prepared on the basis of the investor being an Australian resident individual taxpayer. For information regarding the assumptions used to calculate the amounts in this Report, please refer to the Tax Guide.

This Report must be read in conjunction with the Tax Report - Detailed for a full breakdown of all components received for tax purposes. This Report is available online.

# Macquarie Investment Consolidator II - Elevate Tax Report - Detailed (Part B)

**ORD MINNETT**

from 1 July 2021 to 30 June 2022

**Account No:** D78405

**Account Name:** DAVID JAMES RANDELL & TRACY LEE RANDELL ATF THE  
RANDELL SUPERANNUATION FUND

**INCOME**

**Fixed Interest & Cash Investments (C)**

Security	Australian-Sourced Income		Tax Deducted		Foreign Income		Tax Offsets		
	Net (cash) amount	Interest	TEN WHT	Other	Foreign income	Non- resident	Foreign income tax offset		
References	Date paid	C1	C2	C3	C4	C5	C6	C7	C8
Direct cash									
Cash account - 060966185001	30-Jun-22		0.21						
			0.21	0.21					
<b>Total</b>			<b>0.21</b>	<b>0.21</b>					

1-10

**INCOME**

**Managed Investments & Listed Trusts (T)**

Security	Date declared/paid	Net (cash) amount	Franked dividends	Unfranked dividends	Conduit foreign income	Interest	Interest exempt from WHT	Other	Non Concess. MIT Income	Excluded from NCMI
References	T1	T2	T3	T4	T5	T6	T7	T8	T9	
<b>Australian listed security</b>										
(A) [Redacted]	30-Jun-21	48.00								
(B) [Redacted]	30-Jun-21	114.51								
(C) [Redacted]	23-Aug-21	114.51			114.51					
(D) [Redacted]	21-Dec-21	123.91								
(E) [Redacted]	30-Jun-22	173.50								
(F) [Redacted]	01-Oct-21	193.19								
[Redacted]	21-Dec-21	177.08								
[Redacted]	01-Apr-22	164.72								
[Redacted]	30-Jun-22	208.42								
<b>Total</b>		<b>2,644.14</b>			<b>114.51</b>	<b>13.66</b>			<b>38.36</b>	

11

**INCOME**

**Managed Investments & Listed Trusts (T)**

Security	Distributed Australian Capital Gains						
	Gross discount amount <sup>(a)</sup>	Discounted amount <sup>(b)</sup>	Concession amount	Indexed amount	Other amount	NCMI - Capital Gains	Ex. From NCMI - Capital Gains
References	T10	T11	T12	T13	T14	T15	T16
<b>Australian listed security</b>							
Shares Global Energy Co. Pty Hdg ETF (GEE)	19,836	189	189				
Goodman Group (GMG)	1,310,200	40,500	40,500				
Lend Lease Group (LLG)	23,310	1,108	1,108				
iShares Global 100 ETF (IOO)	442,500	19,125	19,125				
iShares S&P 500 AHD Hedged ETF (IHVV)	1,442,500	20,192	20,192				
iShares S&P 500 ETF (IVV)	1,442,500	20,192	20,192				
iShares S&P 500 ETF (IVV)	1,442,500	20,192	20,192				
iShares S&P 500 ETF (IVV)	1,442,500	20,192	20,192				
<b>Total</b>	<b>1,576.78</b>	<b>788.39</b>	<b>788.39</b>				

<sup>(a)</sup>The Gross discount amount at column T10 represents the total of the grossed up (100%) distributed capital gains amount available for the CGT discount, rather than the discounted amount.

<sup>(b)</sup>The Discounted amounts at column T11 represent the capital gains, where the 50% CGT discount has already been applied by the product issuer. The actual discount amount available will be determined by the type of investor (e.g. individual, superannuation fund or trust). Companies and non-resident investors are not entitled to the CGT discount.

1-12



**INCOME**

**Managed Investments & Listed Trusts (T)**

Security	Foreign Income										Expenses paid	TFN Non-resident WHT	T26
	Foreign income	Foreign - CFC	Gross discount amount <sup>(e)</sup>	Discounted amount <sup>(e)</sup>	Concession amount	Indexed	Other	T21	T22	T23			
References	T17	T18	T19	T20	T21	T22	T23	T24	T25	T26			
<b>Australian listed security</b>													
BetaShares Global Energy Co Ccy Hdg ETF (FUEL)	0.83												
Goodman Group (GMC)	48.00												
Goodman Group (GMG)	22.47												
LendLease Group (LLC)													
LendLease Group (LLC)	13.66												
iShares Global 100 ETF (IOO)	123.91												
iShares S&P 500 AUD Hedged ETF (IHVV)													
iShares S&P 500 ETF (IVV)	193.19												
iShares S&P 500 ETF (IVV)	177.08												
iShares S&P 500 ETF (IVV)	164.72												
iShares S&P 500 ETF (IVV)	157.02												
<b>Total</b>	<b>900.88</b>												

<sup>(d)</sup>The Gross discount amount at column T19 represents the total of the grossed up (100%) distributed capital gains amount available for discount, rather than the discounted amount.

<sup>(e)</sup>The Discounted amounts at column T20 represent the capital gains where the 50% CGT discount has already been applied by the product issuer. The actual discount amount available will be determined by the type of investor (e.g. individual, company, superannuation fund or trust). Companies and non-resident investors are not entitled to the discount.

<sup>(f)</sup>The new AMIT regime may impact the cash you receive from managed fund distributions from 1 July 2015. For more information, please refer to the Tax Guide.

1-13

**INCOME**

**Managed Investments & Listed Trusts (T)**

Non-Assessable Amounts

Security	Tax free	Tax exempt	Tax deferred/ Return of capital	Non- assessable non-exempt	Non- Trust)	AMIT - Adjustment <sup>(c)</sup>	Franking credits (FC)	Exploration credits	Foreign income tax offset	Aust FC from NZ
	T27	T28	T29	T30	T31	T32	T33	T34	T35	T36
<i>References</i>										
<b>Australian listed security</b>										
Goodman Group (GMG)										
LendLease Group (LLC)										
iShares Global 100 ETF (IOO)										
iShares S&P 500 ETF (IVV)									21.92	f
iShares S&P 500 ETF (IVV)									34.62	
iShares S&P 500 ETF (IVV)									29.24	
<b>Total</b>						<b>(0.05)</b>				<b>159.93</b>

1-14

**INCOME**

**Listed & Unlisted Securities (S)**

Security	Date paid	Net (cash) amount	Franked dividends	Unfranked dividends	Conduit foreign income	Interest	Interest exempt from WHT	Other	Non Concess. Excluded from NCMI
References	S1	S2	S3	S4	S5	S6	S7	S8	S9
<b>Australian sourced income</b>									
<b>Australian listed security</b>									
Australia & New Zealand Banking Group Ltd (ANZ)	16-Dec-21	2,712.24	2,712.24						
BHP Group Limited (BHP)	28-Mar-22	5,409.45	5,409.45						
CSL Limited (CSL)	30-Sep-21	826.62	82.66		743.96				
Cochlear Limited (COH)	18-Oct-21	420.00			420.00				
Commonwealth Bank Of Australia (CBA)	29-Sep-21	2,016.00	2,016.00						
Commonwealth Bank Of Australia (CBA)	30-Mar-22	1,261.75	1,261.75						
Macquarie Group Limited (MQG)	02-Jul-21	703.50	281.40		422.10				
Nickel Industries Limited (NIC)	10-Feb-22	600.00			600.00				
Rio Tinto Limited (RIO)	21-Apr-22	3,247.92	3,247.92						
Santos Limited (STO)	24-Mar-22	1,204.48	843.14		361.34				
Seven Group Holdings Limited (SVW)	06-May-22	448.50	448.50						
Telstra Corporation Limited (TLS)	01-Apr-22	1,200.00	1,200.00						
Westpac Banking Corporation (WBC)	24-Jun-22	2,135.00	2,135.00						
Woodside Petroleum Limited (WPL)	23-Mar-22	1,826.98	1,826.98						
<b>Total</b>		<b>82,601.64</b>	<b>78,506.61</b>	<b>302.25</b>	<b>3,792.78</b>				

1-15







**DISPOSAL OF CAPITAL ITEMS - COST BASE/PROCEEDS INFORMATION (R)**

Security	Units	Purchase date	Sale date	Adjusted cost base	Indexed adjusted cost	Net sale proceeds	Proceeds less cost	Gross discount amount	Discounted 50% <sup>(a)</sup>	Discounted 33 1/3% <sup>(b)</sup>	Other	Capital losses
				R1	R2	R3	R4	R5	R6	R7	R8	R9
Fortescue Metals Group Ltd (FMG) <sup>(m)</sup>	750	09-Mar-20	14-Sep-21	6,561.95	0.00	13,535.00	6,973.05	6,973.05	3,486.53	4,648.70	0.00	0.00
Harmony Corp Limited (HMY)	4,285	18-Nov-20	14-Sep-21	14,997.50	0.00	8,000.80	(6,996.70)	0.00	0.00	0.00	0.00	(6,996.70)
James Hardie Industries PLC (JHX) <sup>(m)</sup>	350	20-Nov-18	14-Sep-21	5,477.75	0.00	18,951.50	13,473.75	13,473.75	6,736.88	8,982.50	0.00	0.00
Lend Lease Group (LLC) <sup>(m)</sup>	592	04-Jun-20	04-Mar-22	5,786.29	0.00	6,086.86	300.57	300.57	150.29	200.38	0.00	0.00
Macquarie Group Limited (MQG) <sup>(m)</sup>	60	02-Apr-20	20-May-22	5,257.16	0.00	10,792.10	5,534.94	5,534.94	2,767.47	3,689.96	0.00	0.00
Macquarie Group Limited (MQG) <sup>(m)</sup>	156	03-Dec-21	20-May-22	29,839.68	0.00	28,059.45	(1,780.23)	0.00	0.00	0.00	0.00	(1,780.23)
Nickel Industries Limited (NIC)	10,000	21-Jan-22	09-Mar-22	15,155.00	0.00	13,681.67	(1,473.33)	0.00	0.00	0.00	0.00	(1,473.33)
PropTech Group Limited (PTG)	53,997	19-Nov-20	14-Sep-21	13,499.25	0.00	33,460.61	19,961.36	0.00	0.00	0.00	19,961.36	0.00
iShares Global 100 ETF (IOO) <sup>(m)</sup>	200	05-Jun-20	13-Apr-22	15,212.45	0.00	19,737.00	4,524.55	4,524.55	2,262.28	3,016.37	0.00	0.00
<b>Total</b>				<b>255,006.78</b>	<b>52,869.24</b>	<b>53,672.97</b>	<b>26,836.51</b>	<b>35,781.98</b>	<b>26,470.86</b>	<b>(27,274.59)</b>		

Where assets have been transferred into the Service, we have relied upon information regarding the CGT cost base and acquisition date provided at the time of transfer to calculate any capital gains or capital losses.

<sup>(a)</sup>This amount represents the taxable capital gains after the 50% CGT discount has been applied.

<sup>(b)</sup>This amount represents the taxable capital gains after the 33 1/3% CGT discount has been applied. The amount included is 66 2/3% of the gross amount.

1-18

**FEES AND EXPENSES (F)**

In respect of	Total payments	Deductible	Non-deductible	Unallocated
<i>References</i>				
Adviser Fees				
- Adviser Service Fees	7,380.47			7,380.47
Administration Fees				
Dealer Service Fee	1,058.44	1,058.44		
<b>Total</b>	<b>8,438.91</b>	<b>1,058.44</b>	<b>0.00</b>	<b>7,380.47</b>

For a full list of the assumptions used to calculate the amounts in this report, please refer to the Tax Guide, which is available online.

This report does not include the interest and borrowing fees that may be applicable to instalment warrants held in the Service. A separate Issuer Instalment Warrant Tax Report is available from an investor's financial adviser which contains this information.

**Disclaimer:** The information provided in this Tax Report reflect only those related to this account. These amounts will need to be adjusted for any additional income earned or expenses incurred elsewhere by the investor in the current tax year.

The Tax Report only discloses current year capital losses incurred from assets held within the Service. Where the investor has any prior year capital losses or current year capital losses incurred from assets held outside the Service, we recommend the investor seek independent taxation advice to determine the correct capital losses amount.

We have treated all Establishment Fees as non-deductible. For all other "adviser" fees, we have treated them as unallocated or classified them based on instructions received and have not considered whether the classification is correct.

We recommend investors seek independent taxation advice to determine the deductibility or otherwise of these fees.

References to "we", "us", or "our" are references to Macquarie Investment Management Limited ABN 66 002 867 003 AFSL 237492 as operator of the Investor Directed Portfolio Service (the Service).

**For all enquiries regarding this report please call, David Wells on 07 5557 3333.**

This Tax Report has been prepared without taking into account an investor's objectives, financial situation or needs. This Tax Report does not constitute personal tax advice. Therefore, before preparing an income tax return, investors should consider the appropriateness and relevance of the Tax Report, taking into account their specific circumstances. This report has been prepared on the basis that an investor is an Australian resident individual for tax purposes. Where this is not the case, particular amounts may need to be recalculated.

If investors have any doubt about the taxation position of their investment, or require any further information about their personal tax position, we strongly recommend they talk to their accountant or tax adviser.

Information in this report is provided by Macquarie Investment Management Limited. While the information in this report is given in good faith and is believed to be reliable and accurate, neither Macquarie Investment Management Limited, nor any member of the Macquarie Group, provides any warranty as to the reliability or accuracy of the information, nor accepts any responsibility for any errors or omissions.

HL9

## Key tax information

### Core assumptions

The following core assumptions were used when preparing your Tax Report:

- \* all assets are held on capital account
- \* you are a resident for Australian tax purposes except where you have advised us otherwise
- \* you have not elected into the Taxation of Financial Arrangements (TOFA) regime
- \* for the purposes of the 45 day rule (or 90 day rule for preference shares) it has been assumed:
  - you hold all your assets at risk
  - you receive no related payments
  - all buys and sells between the dividend declaration and the ex-dividend date are cum dividend
  - no consideration has been given to positions that may reduce the overall exposure to an underlying security by more than 30% for a particular distribution or share buy-back (please note that any franking credits assumed to be denied are disclosed on the report)
- \* this report does not consider any prior year carry forward tax balances (such as brought forward capital losses)
- \* this report does not consider any assets held outside your account.

---

### Looking for more detail? Your Tax Guide is available online

The Wrap Tax Guide explains in detail the tax reporting treatment for various asset classes you may hold and the assumptions used in preparing your Tax Report. Information in the Guide includes:

- \* how and when income is taxed depending on its source
  - \* how capital gains and losses have been disclosed including the treatment of non-assessable payments and the application of discount or index method where relevant. Information regarding the disposal method such as First In First Out (FIFO) is also described
  - \* how the deductibility of expenses such as fees and margin loan interest (where applicable) has been treated; and
  - \* other security specific, client specific or event driven matters that have a tax impact.
- 

### Wrap tax online - making tax time easier

We have developed a suite of tax resources accessible online via [help.macquarie.com/adviser](http://help.macquarie.com/adviser) to make tax time easier for you and your accountant and may assist with the completion of your income tax return.

Our comprehensive tax website contains detailed information relating to tax reporting:

- \* Tax Report - explained: this resource explains the inter-relationship between the Part A and Part B sections of your report
- \* Technical information: our tax technical team provide further information on specific tax events and policies as well as frequently asked questions. The areas covered include and not limited to:
  - 45 day rule holding rule to deny franking credits
  - capital gains
  - margin loans
  - reconciliation of non-resident withholding tax
  - ATO links
  - glossary of terms used through the Tax Report and the Tax Guides
  - information relating to specific investment types that may be held within the portfolios.

## Essential tax reporting information

[help.macquarie.com/adviser](http://help.macquarie.com/adviser)

The "Key tax information" is provided as part of the Tax Report and has been prepared without taking into account an investor's objectives, financial situation or needs. This Tax Report does not constitute personal tax advice. Therefore, before preparing an income tax return, investors should consider the appropriateness and relevance of the Tax Report, taking into account their specific circumstances. This report has been prepared on the basis that an investor is an Australian resident individual investor for tax purposes. Where this is not the case, particular amounts may need to be recalculated. If an investor has any doubt about the taxation position of their investment, or requires any further information about their personal tax position, we strongly recommend they talk to their accountant or tax adviser.





1-21

Tower Three  
International Towers Sydney  
300 Barangaroo Avenue  
Sydney NSW 2000 Australia

ABN: 51 194 660 183  
Telephone: +61 2 9335 7000  
Facsimile: +61 2 9335 7001  
DX: 1056 Sydney  
www.kpmg.com.au

P O Box H67  
Australia Square 1213  
Australia

The Directors  
Macquarie Investment Management Limited  
1 Shelley Street  
SYDNEY NSW 2000

**Independent Review Report for the year ended 30 June 2022 regarding the Accuracy and Completeness of the Self Managed Superannuation Fund (SMSF) Tax Information.**

We have reviewed the Tax Reports – SMSF (“the Reports”) released on 01 October 2022 by Macquarie Investment Management Limited (“Macquarie”) to its clients and associated financial planning and tax advisers. The Reports released by Macquarie relate to tax information for the year ended 30 June 2022.

**Management’s Responsibility for the Tax Reports – SMSF**

Management of Macquarie is responsible for the preparation of the Tax Reports – SMSF, and has determined that the contents of the accompanying Tax Guide are appropriate. This responsibility includes the design and effective operation of the taxation procedures and internal controls relevant to the preparation of these Reports that are free from material misstatements, whether due to fraud or error.

**Assurance Practitioner’s Responsibility**

Our responsibility is to express a conclusion on the Tax Reports – SMSF based on our review. We have conducted our review in accordance with Standard on Review Engagements ASRE 2405 *Review of Historical Financial Information Other than a Financial Report* and within the context of the accompanying Tax Guide in order to state whether, on the basis of the procedures described, anything has come to our attention that causes us to believe that the Reports are not consistent, in all material respects, with the Assumptions and Principles outlined in the Tax Guide and the information reported is not consistent with information recorded within Macquarie’s source systems.

ASRE 2405 requires us to comply with the requirements of the applicable code of professional conduct of a professional accounting body.

A review is limited primarily to inquiries of entity personnel, inspection of evidence and observation of, and enquiry about, the operation of the taxation procedures and internal controls for a small number of transactions or events. A review is substantially less in scope than an audit conducted in accordance with Australian Auditing Standards and consequently does not

enable us to obtain assurance that we would become aware of all significant matters that might be identified in an audit. Accordingly, we do not express an audit opinion.

Our review included such tests and procedures necessary to consider whether:

- (a) the Reports are prepared in accordance with the Assumptions and Principles outlined in the Tax Guide on the basis of an Australian Tax Resident; and
- (b) the reported information is consistent with Macquarie's source systems.

This report has been prepared for Macquarie. No responsibility will be accepted for any reliance on this report to any party other than Macquarie, or for any purpose other than that for which it was prepared.

### Conclusion

Based on our review, which is not an audit, nothing has come to our attention that causes us to believe that the Tax Reports – SMSF for the year ended 30 June 2022 are not prepared, in all material respects, in accordance with the Assumptions and Principles outlined in the Tax Guide and the information reported is not consistent with information recorded within Macquarie's source systems.

KPMG



Malcolm Kafer  
Partner

Sydney

01 October 2022

# Income Details - Accrual basis

from 01 July 2021 to 30 June 2022

**ORD MINNETT**

1-23

**Account Name:** DAVID JAMES RANDELL & TRACY LEE RANDELL ATF  
**Account No:** D78405

## Transaction Details

Security	Ex Date <sup>1</sup>	Payment Date <sup>2</sup>	Receipt Date <sup>3</sup>	Div/ Dist Rate <sup>4</sup>	Div/ Dist Amount (\$)	Cash Amount (\$)	DRPs	
							Rate	Units Allocated
<b>Listed Securities</b>								
Australia & New Zealand Banking Group Ltd	08/11/21	16/12/21	16/12/21	0.7200	2,712.24	2,712.24		
Australia & New Zealand Banking Group Ltd	09/05/22	01/07/22	01/07/22	0.7200	2,712.24	2,712.24		
					5,424.48	5,424.48		
BetaShares Global Energy Co Ccy Hdg ETF	04/01/22	19/01/22	19/01/22	0.0994	979.39	979.39		
					979.39	979.39		
BHP Group Limited	02/09/21	21/09/21	21/09/21	2.7153	7,059.70	7,059.70		
BHP Group Limited	24/02/22	28/03/22	28/03/22	2.0806	5,409.45	5,409.45		
BHP Group Limited	26/05/22	01/06/22	01/06/22	5.3777	19,344.00	19,344.00		
					31,813.15	31,813.15		
								650 WPL Shando
Cochlear Limited	23/09/21	18/10/21	18/10/21	1.4000	420.00	420.00		
Cochlear Limited	28/03/22	21/04/22	21/04/22	1.5500	465.00	465.00		
					885.00	885.00		
Commonwealth Bank Of Australia	17/08/21	29/09/21	29/09/21	2.0000	2,016.00	2,016.00		
Commonwealth Bank Of Australia	04/10/21	04/10/21	04/10/21	66.9600	19,217.52	19,217.52		
Commonwealth Bank Of Australia	16/02/22	30/03/22	30/03/22	1.7500	1,261.75	1,261.75		
					22,495.27	22,495.27		
CSL Limited	02/09/21	30/09/21	30/09/21	1.5897	826.62	826.62		
CSL Limited	07/03/22	06/04/22	06/04/22	1.4592	739.91	739.91		
					1,566.53	1,566.53		
Fortescue Metals Group Ltd	06/09/21	30/09/21	30/09/21	2.1100	1,582.50	1,582.50		
					1,582.50	1,582.50		
Goodman Group	30/12/21	24/02/22	24/02/22	0.1500	120.00	120.00		
					120.00	120.00		

iShares Global 100 ETF	21/12/21	05/01/22	05/01/22	0.6195	123.91	123.91
					123.91	123.91
iShares S&P 500 AUD Hedged ETF	30/06/22	13/07/22	13/07/22	5.5312	442.50	442.50
					442.50	442.50
iShares S&P 500 ETF	01/10/21	13/10/21	13/10/21	1.9319	193.19	193.19
iShares S&P 500 ETF	21/12/21	05/01/22	05/01/22	1.7708	177.08	177.08
iShares S&P 500 ETF	01/04/22	13/04/22	13/04/22	1.6472	164.72	164.72
iShares S&P 500 ETF	30/06/22	13/07/22	13/07/22	2.0842	208.42	208.42
					743.41	743.41
LendLease Group	20/08/21	15/09/21	15/09/21	0.0406	58.53	58.53
LendLease Group	23/08/21	15/09/21	15/09/21	0.0794	114.51	114.51
LendLease Group	25/02/22	16/03/22	16/03/22	0.0502	72.42	72.42
					245.46	245.46
Macquarie Group Limited	08/11/21	14/12/21	14/12/21	2.7200	571.20	571.20
Macquarie Group Limited	16/05/22	04/07/22	04/07/22	3.5000	1,281.00	1,281.00
					1,852.20	1,852.20
Nickel Industries Limited	02/02/22	10/02/22	10/02/22	0.0200	600.00	600.00
					600.00	600.00
Rio Tinto Limited	12/08/21	23/09/21	23/09/21	7.6006	2,280.18	2,280.18
Rio Tinto Limited	10/03/22	21/04/22	21/04/22	6.6284	3,247.92	3,247.92
					5,528.10	5,528.10
Santos Limited	20/08/21	21/09/21	21/09/21	0.0769	430.86	430.86
Santos Limited	21/02/22	24/03/22	24/03/22	0.1181	1,204.48	1,204.48
					1,635.34	1,635.34
Seven Group Holdings Limited	16/09/21	29/10/21	29/10/21	0.2300	448.50	448.50
Seven Group Holdings Limited	12/04/22	06/05/22	06/05/22	0.2300	448.50	448.50
					897.00	897.00
Telstra Corporation Limited	25/08/21	23/09/21	23/09/21	0.0800	1,200.00	1,200.00
Telstra Corporation Limited	02/03/22	01/04/22	01/04/22	0.0800	1,200.00	1,200.00
					2,400.00	2,400.00
Westpac Banking Corporation	05/11/21	21/12/21	21/12/21	0.6000	2,100.00	2,100.00
Westpac Banking Corporation	19/05/22	24/06/22	24/06/22	0.6100	2,135.00	2,135.00
					4,235.00	4,235.00
Woodside Petroleum Limited	30/08/21	24/09/21	24/09/21	0.4103	512.93	512.93
Woodside Petroleum Limited	24/02/22	23/03/22	23/03/22	1.4616	1,826.98	1,826.98
					2,339.91	2,339.91
<b>Direct Cash</b>						
WCA - 000966185001	30/06/22	30/06/22	30/06/22	1.0000	0.21	0.21

1.24

0.21

0.21

1.25

<b>Total</b>	<b>85,909.36</b>	<b>85,909.36</b>
<b>Imputation Credits Total</b>		<b>33,776.95</b>

<sup>1</sup> Ex Date is the contract or declared date of the dividend/distribution.

<sup>2</sup> Payment Date is the date the dividend/distribution was paid by the organisation.

<sup>3</sup> Receipt Date is the date the dividend/distribution was received, banked or cleared. Transactions without a Receipt Date are accruals only and hence amount details may change when payment is received.

<sup>4</sup> Income Rates are dollars except where expressly noted as a percentage.

## Component Breakdowns

Component	Amount (\$)
<b>Listed Securities</b>	
Australia & New Zealand Banking Group Ltd (ANZ)	
Aust Divs - Franked	5,424.48
<b>Total</b>	<b>5,424.48</b>
Imputation Credits	2,324.77
BetaShares Global Energy Co Ccy Hdg ETF (FUEL)	
Foreign Modified Passive	0.83
Concession	489.28
Capital gains discount - NON TARP	489.28
<b>Total</b>	<b>979.39</b>
Foreign Tax Credit	11.99
BHP Group Limited (BHP)	
Aust Divs - Franked	31,813.15
<b>Total</b>	<b>31,813.15</b>
Imputation Credits	13,634.19
Cochlear Limited (COH)	
Aust Divs - Unfranked	302.25
Conduit Foreign Income	582.75
<b>Total</b>	<b>885.00</b>
Commonwealth Bank Of Australia (CBA)	
Aust Divs - Franked	22,495.27
<b>Total</b>	<b>22,495.27</b>
Imputation Credits	9,640.82
CSL Limited (CSL)	
Aust Divs - Franked	82.66
Conduit Foreign Income	1,483.87
<b>Total</b>	<b>1,566.53</b>

Imputation Credits	35.43
Fortescue Metals Group Ltd (FMG)	
Aust Divs - Franked	1,582.50
<b>Total</b>	<b>1,582.50</b>
Imputation Credits	678.21
Goodman Group (GMG)	
Aust Other	15.25
Aust Interest	1.26
Foreign Modified Passive	22.47
Concession	40.51
Capital gains discount - TARP	40.51
<b>Total</b>	<b>120.00</b>
Foreign Tax Credit	1.26
iShares Global 100 ETF (IOO)	
Foreign Modified Passive	123.91
<b>Total</b>	<b>123.91</b>
Foreign Tax Credit	21.92
iShares S&P 500 AUD Hedged ETF (IHVV)	
Concession	221.25
Capital gains discount - NON TARP	221.25
<b>Total</b>	<b>442.50</b>
iShares S&P 500 ETF (IVV)	
Foreign Modified Passive	692.01
Concession	25.70
Capital gains discount - NON TARP	25.70
<b>Total</b>	<b>743.41</b>
Foreign Tax Credit	123.34
LendLease Group (LLC)	
Aust Other	43.36
Aust Interest	24.65
Foreign Modified Passive	26.42
Concession	11.65
Conduit Foreign Income	114.51
AMIT Adjustment	13.22
Capital gains discount - TARP	11.65
<b>Total</b>	<b>245.46</b>
Foreign Tax Credit	2.87
Macquarie Group Limited (MQG)	
Aust Divs - Franked	740.88
Aust Divs - Unfranked	768.60
Conduit Foreign Income	342.72
<b>Total</b>	<b>1,852.20</b>
Imputation Credits	317.52
Nickel Industries Limited (NIC)	
Conduit Foreign Income	600.00
<b>Total</b>	<b>600.00</b>

1-26

Rio Tinto Limited (RIO)		
Aust Divs - Franked		5,528.10
<b>Total</b>		<b>5,528.10</b>
Imputation Credits		2,369.18
Santos Limited (STO)		
Aust Divs - Franked		1,274.00
Conduit Foreign Income		361.34
<b>Total</b>		<b>1,635.34</b>
Imputation Credits		546.00
Seven Group Holdings Limited (SVW)		
Aust Divs - Franked		897.00
<b>Total</b>		<b>897.00</b>
Imputation Credits		384.43
Telstra Corporation Limited (TLS)		
Aust Divs - Franked		2,400.00
<b>Total</b>		<b>2,400.00</b>
Imputation Credits		1,028.57
Westpac Banking Corporation (WBC)		
Aust Divs - Franked		4,235.00
<b>Total</b>		<b>4,235.00</b>
Imputation Credits		1,815.00
Woodside Petroleum Limited (WPL)		
Aust Divs - Franked		2,339.91
<b>Total</b>		<b>2,339.91</b>
Imputation Credits		1,002.82
<b>Direct Cash</b>		
Wrap Cash Account (WCA)		
Aust Interest		0.21
<b>Total</b>		<b>0.21</b>

127

\* **Note** - The component breakdown for any securities marked with an Asterix (\*) are not final. Final breakdowns will be provided once available.

**For all enquiries regarding this report please call  
David Wells on 07 5557 3333.**

Information in this report is provided by Macquarie Investment Management Limited. While the information in this report is given in good faith and is believed to be reliable and accurate, neither Macquarie Investment Management Limited or any member of the Macquarie Group gives any warranty as to the reliability or accuracy of the information, nor accepts any responsibility for any errors or omissions.

# Investment Transactions

**ORD MINNETT**

from 1 July 2021 to 30 June 2022

**Account Name:** DAVID JAMES RANDELL & TRACY LEE RANDELL ATF THE RANDELL SUPERANNUATION FUND  
**Account No:** D78405  
**Product:** Macquarie Investment Consolidator II - Elevate  
**Adviser:** David Wells

1-28

Date	Description	Units	Price	Cost <sup>1</sup> (\$)	Proceeds <sup>2</sup> (\$)	Market Value <sup>3</sup> (\$)
<b>Aurelia Metals Limited (AMI)</b>						
30/06/2021	Opening Total	55,000				22,550.00
14/09/2021	Buy	30,000	0.35	10,405.00		
30/06/2022	<b>Current Balance</b>	<b>85,000</b>	<b>0.26</b>			<b>21,675.00</b>
<b>BHP Group Limited (BHP)</b>						
30/06/2021	Opening Total	2,600				126,282.00
28/04/2022	Buy	1,000	47.73	47,725.67		
30/06/2022	<b>Current Balance</b>	<b>3,600</b>	<b>41.25</b>			<b>148,500.00</b>
<b>BlueScope Steel Limited (BSL)</b>						
30/06/2021	Opening Total	0				
13/04/2022	Buy	2,300	21.52	49,484.96		
20/05/2022	Buy	1,100	18.31	20,137.72		
30/06/2022	<b>Current Balance</b>	<b>3,400</b>	<b>15.90</b>			<b>54,060.00</b>
<b>Commonwealth Bank Of Australia (CBA)</b>						
30/06/2021	Opening Total	1,008				100,668.96
04/10/2021	Sell	(287)	29.22	(13,589.90)	8,386.14	
30/06/2022	<b>Current Balance</b>	<b>721</b>	<b>90.38</b>			<b>65,163.98</b>
<b>Fortescue Metals Group Ltd (FMG)</b>						
30/06/2021	Opening Total	750				17,505.00
14/09/2021	Sell	(750)	18.05	(6,561.95)	13,535.00	
30/06/2022	<b>Current Balance</b>	<b>0</b>				<b>0.00</b>
<b>Goodman Group (GMG)</b>						
30/06/2021	Opening Total	800				16,936.00
04/03/2022	Sell	(800)	21.68	(9,983.47)	17,345.00	
30/06/2022	<b>Current Balance</b>	<b>0</b>				<b>0.00</b>
<b>Harmony Corp Limited (HMY)</b>						
30/06/2021	Opening Total	4,285				6,470.35
14/09/2021	Sell	(4,285)	1.87	(14,997.50)	8,000.80	
30/06/2022	<b>Current Balance</b>	<b>0</b>				<b>0.00</b>
<b>iShares Global 100 ETF (IOO)</b>						
30/06/2021	Opening Total	200				19,060.00
13/04/2022	Sell	(200)	98.69	(15,212.45)	19,737.00	
30/06/2022	<b>Current Balance</b>	<b>0</b>				<b>0.00</b>
<b>James Hardie Industries PLC (JHX)</b>						
30/06/2021	Opening Total	500				22,635.00
14/09/2021	Sell	(500)	54.15	(8,612.68)	27,073.57	
30/06/2022	<b>Current Balance</b>	<b>0</b>				<b>0.00</b>
<b>LendLease Group (LLC)</b>						
30/06/2021	Opening Total	1,442				16,525.32
04/03/2022	Sell	(1,442)	10.28	(21,108.22)	14,826.44	
30/06/2022	<b>Current Balance</b>	<b>0</b>				<b>0.00</b>
<b>Macquarie Group Limited (MQG)</b>						
30/06/2021	Opening Total	210				32,850.30
03/12/2021	Code Conversion	156	191.28	29,839.68		
20/05/2022	Sell	(366)	179.87	(51,659.16)	65,831.79	
30/06/2022	<b>Current Balance</b>	<b>0</b>				<b>0.00</b>



1-29

Date	Description	Units	Price	Cost <sup>1</sup> (\$)	Proceeds <sup>2</sup> (\$)	Market Value <sup>3</sup> (\$)
<b>Macquarie Group Limited SPP (MQGSPP)</b>						
30/06/2021	Opening Total	0				
22/11/2021	Buy	30,000	1.00	30,000.00		
03/12/2021	Capital Return	0	0.00	(160.32)		
03/12/2021	Code Conversion	(30,000)	0.00	(29,839.68)		
30/06/2022	<b>Current Balance</b>	<b>0</b>				<b>0.00</b>
<b>Nickel Industries Limited (NIC)</b>						
30/06/2021	Opening Total	0				
03/11/2021	Buy	20,000	1.04	20,855.00		
21/01/2022	Buy	10,000	1.52	15,155.00		
09/03/2022	Sell	(30,000)	1.37	(36,010.00)	41,045.00	
20/05/2022	Buy	36,000	1.26	45,234.24		
30/06/2022	<b>Current Balance</b>	<b>36,000</b>	<b>0.97</b>			<b>35,100.00</b>
<b>Nickel Mines Limited SPP (NICSP)</b>						
30/06/2021	Opening Total	0				
04/03/2022	Buy	30,000	1.00	30,000.00		
16/03/2022	Capital Return	0	0.00	(30,000.00)		
16/03/2022	Transfer Out	(30,000)	0.00	(0.00)		
30/06/2022	<b>Current Balance</b>	<b>0</b>				<b>0.00</b>
<b>PropTech Group Limited (PTG)</b>						
30/06/2021	Opening Total	54,000				43,200.00
14/09/2021	Sell	(53,997)	0.62	(13,499.25)	33,460.61	
15/09/2021	Sell	(3)	0.64	(0.75)	1.92	
30/06/2022	<b>Current Balance</b>	<b>0</b>				<b>0.00</b>
<b>PropTech Group Limited Rights Ent (PTGXE)</b>						
30/06/2021	Opening Total	6,301				0.00
15/07/2021	lapse	(6,301)	0.00	0.00		
30/06/2022	<b>Current Balance</b>	<b>0</b>				<b>0.00</b>
<b>Plexure Group Limited (PX1)</b>						
30/06/2021	Opening Total	9,736				6,036.32
14/09/2021	Sell	(9,736)	0.59	(11,001.68)	5,763.51	
30/06/2022	<b>Current Balance</b>	<b>0</b>				<b>0.00</b>
<b>Rio Tinto Limited (RIO)</b>						
30/06/2021	Opening Total	300				37,992.00
15/09/2021	Buy	190	105.42	20,029.70		
30/06/2022	<b>Current Balance</b>	<b>490</b>	<b>102.70</b>			<b>50,323.00</b>
<b>Santos Limited (STO)</b>						
30/06/2021	Opening Total	5,600				39,704.00
14/09/2021	Buy	4,600	6.43	29,587.00		
30/06/2022	<b>Current Balance</b>	<b>10,200</b>	<b>7.42</b>			<b>75,684.00</b>
<b>Seven Group Holdings Limited (SVW)</b>						
30/06/2021	Opening Total	750				15,262.50
15/09/2021	Buy	1,200	20.76	24,907.00		
30/06/2022	<b>Current Balance</b>	<b>1,950</b>	<b>16.61</b>			<b>32,389.50</b>
<b>Woodside Energy Group Ltd (WDS)</b>						
30/06/2021	Opening Total	0				
25/05/2022	Code Conversion	1,250	29.15	36,434.65		
01/06/2022	Buy	650	29.76	19,344.00		
30/06/2022	<b>Current Balance</b>	<b>1,900</b>	<b>31.84</b>			<b>60,496.00</b>
<b>Woodside Petroleum Limited (WPL)</b>						
30/06/2021	Opening Total	1,250				27,762.50
25/05/2022	Code Conversion	(1,250)	0.00	(36,434.65)		
30/06/2022	<b>Current Balance</b>	<b>0</b>				<b>0.00</b>

1-30

- <sup>1</sup> Cost represents the total costs associated with the transaction (e.g. including stamp duty and brokerage where appropriate).
- <sup>2</sup> Proceeds represents the net value received for a sell transaction (e.g. less stamp duty and brokerage where appropriate).
- <sup>3</sup> Market Value represents the opening and closing unit balance multiplied by opening and closing Market Prices respectively.

Note: Only holdings with transactions during the period will appear on this report.

**For all enquiries regarding this report please call David Wells on 07 5557 3333.**

Information in this report is provided by Macquarie Investment Management Limited ABN 66 002 867 003 AFSL 237 492 (MIML). While the information in this report is given in good faith and is believed to be reliable and accurate, neither MIML nor any member of the Macquarie Group gives any warranty as to the reliability or accuracy of the information, nor accepts any responsibility for any errors or omissions.

# Income and Expenses

from 1 July 2021 to 30 June 2022

**ORD MINNETT**

1-31

**Account Name:** DAVID JAMES RANDELL & TRACY LEE RANDELL ATF THE  
RANDELL SUPERANNUATION FUND  
**Account No:** D78405  
**Product:** Macquarie Investment Consolidator II - Elevate  
**Adviser:** David Wells

	Current Period(\$)	Financial YTD(\$) <sup>2</sup>
<b>Income flows</b>		
Interest Received	0.21	0.21
Dividends/Distributions Received	93,739.83	93,739.83
<b>Total Income Flows</b>	<b>93,740.04</b>	<b>93,740.04</b>
<b>Expenses</b>		
Government Charges <sup>3</sup>	0.00	0.00
Administration Fees	(1,058.44)	(1,058.44)
Adviser Fees	(7,380.47)	(7,380.47)
<b>Total Expenses</b>	<b>(8,438.91)</b>	<b>(8,438.91)</b>
<b>Net Income/(Expense)</b>	<b>85,301.13</b>	<b>85,301.13</b>
<b>Realised Gains/(Losses)<sup>1</sup></b>		
Realised Gains/(Losses)	52,869.24	52,869.24
<b>Total Realised Gains/(Losses)</b>	<b>52,869.24</b>	<b>52,869.24</b>
<b>Net Income Flows</b>	<b>138,170.37</b>	<b>138,170.37</b>

**Note:** This report uses a cash basis for accounting i.e. it uses receipt date for transaction vs payment date. All figures displayed are inclusive of GST.

<sup>1</sup>Realised Gains/(Losses) are not indexed to the CPI.

<sup>2</sup>Financial YTD is for current financial year only.

<sup>3</sup>The Government Charges amount on this report includes withholding tax.

**For all enquiries regarding this report please call David Wells on 07 5557 3333.**

Information in this report is provided by Macquarie Investment Management Limited ABN 66 002 867 003 AFSL 237 492 (MIML). While the information in this report is given in good faith and is believed to be reliable and accurate, neither MIML nor any member of the Macquarie Group gives any warranty as to the reliability or accuracy of the information, nor accepts any responsibility for any errors or omissions.

# Cash Transactions

from 1 July 2021 to 30 June 2022

Transactions displayed in ascending date order

**Account Name:** DAVID JAMES RANDELL & TRACY LEE RANDELL ATF THE RANDELL SUPERANNUATION FUND  
**Account No:** D78405  
**Product:** Macquarie Investment Consolidator II - Elevate  
**Adviser:** David Wells  
**Cash Account No:** 000966185001



1.32

Date	Description	Debit(\$)	Credit(\$)	Balance(\$)
01/07/2021	OPENING BALANCE			\$3,192.33 CR
01/07/2021	ANZ DIVIDEND A071/00805406		2,636.90	\$5,829.23 CR
02/07/2021	MQG FNL DIV 001260975311		703.50	\$6,532.73 CR
05/07/2021	WRAP SOLUTIONS ADMIN FEE	90.33		\$6,442.40 CR
05/07/2021	WRAP SOLUTIONS ADVISER FEE	612.27		\$5,830.13 CR
13/07/2021	IVV PAYMENT JUL21/00835193		171.52	\$6,001.65 CR
13/07/2021	IOO PAYMENT JUL21/00841080		176.30	\$6,177.95 CR
13/07/2021	IHV PAYMENT JUL21/00805005		7,359.00	\$13,536.95 CR
16/07/2021	FUEL DST 001262007656		1,307.62	\$14,844.57 CR
05/08/2021	WRAP SOLUTIONS ADMIN FEE	91.12		\$14,753.45 CR
05/08/2021	WRAP SOLUTIONS ADVISER FEE	632.96		\$14,120.49 CR
26/08/2021	GOODMAN GROUP AUG21/00838608		120.00	\$14,240.49 CR
03/09/2021	WRAP SOLUTIONS ADMIN FEE	90.84		\$14,149.65 CR
03/09/2021	WRAP SOLUTIONS ADVISER FEE	634.56		\$13,515.09 CR
06/09/2021	TRANSACT TFR TO 940369069 DAVID JAMES RA	12,000.00		\$1,515.09 CR
15/09/2021	LLC DIST AUD21/00858854		173.04	\$1,688.13 CR
16/09/2021	SELL FORTESCUE METALS GROUP LTD, FMG, 750		13,535.00	\$15,223.13 CR
16/09/2021	SELL HARMONEY CORP LIMITED, HMY, 4285		8,000.80	\$23,223.93 CR
16/09/2021	SELL JAMES HARDIE INDUSTRIES PLC, JHX, 500		27,073.57	\$50,297.50 CR
16/09/2021	SELL PROPTECH GROUP LIMITED, PTG, 53997		33,460.61	\$83,758.11 CR
16/09/2021	SELL PLEXURE GROUP LIMITED, PX1, 9736		5,763.51	\$89,521.62 CR
16/09/2021	BUY AURELIA METALS LIMITED, AMI, 30000	10,405.00		\$79,116.62 CR
16/09/2021	BUY SANTOS LIMITED, STO, 4600	29,587.00		\$49,529.62 CR
17/09/2021	SELL PROPTECH GROUP LIMITED, PTG, 3		1.92	\$49,531.54 CR
17/09/2021	BUY RIO TINTO LIMITED, RIO, 190	20,029.70		\$29,501.84 CR
17/09/2021	BUY SEVEN GROUP HOLDINGS LIMITED, SVW, 1200	24,907.00		\$4,594.84 CR
21/09/2021	SANTOS LIMITED S00121118106		430.86	\$5,025.70 CR
21/09/2021	BHP GROUP DIV AF384/01255123		7,059.70	\$12,085.40 CR
23/09/2021	TLS FNL DIV 001264744241		1,200.00	\$13,285.40 CR
23/09/2021	RIO TINTO LTD INT21/00207953		2,280.18	\$15,565.58 CR
24/09/2021	WOODSIDE INT21/00705820		512.93	\$16,078.51 CR
29/09/2021	CBA FNL DIV 001263320169		2,016.00	\$18,094.51 CR
30/09/2021	FMG DIVIDEND 001267423947		1,582.50	\$19,677.01 CR
30/09/2021	CSL LTD DIVIDEND AUD21/01118079		826.62	\$20,503.63 CR
06/10/2021	WRAP SOLUTIONS ADMIN FEE	88.92		\$20,414.71 CR
06/10/2021	WRAP SOLUTIONS ADVISER FEE	595.46		\$19,819.25 CR
08/10/2021	CBABUYBACK 001268350432		25,433.94	\$45,253.19 CR
13/10/2021	IVV PAYMENT OCT21/00836269		193.19	\$45,446.38 CR
18/10/2021	COCHLEAR PAY OCT21/00842285		420.00	\$45,866.38 CR
20/10/2021	TRANSACT TFR TO 940369069 DAVID JAMES RA	45,500.00		\$366.38 CR
29/10/2021	SEVEN GROUP S00121118106		448.50	\$814.88 CR
03/11/2021	TRANSFER FROM CHI 940369069		41,000.00	\$41,814.88 CR
03/11/2021	WRAP SOLUTIONS ADMIN FEE	90.33		\$41,724.55 CR
03/11/2021	WRAP SOLUTIONS ADVISER FEE	609.38		\$41,115.17 CR
05/11/2021	TRANSACT TFR TO 940369069 DAVID JAMES RA	19,260.00		\$21,855.17 CR
05/11/2021	BUY NICKEL MINES LIMITED, NIC, 20000	20,855.00		\$1,000.17 CR
22/11/2021	MQG SPP		30,000.00	\$31,000.17 CR
23/11/2021	BUY MACQUARIE GROUP LIMITED SPP, MQGSPP, 30000	30,000.00		\$1,000.17 CR
03/12/2021	WRAP SOLUTIONS ADMIN FEE	88.93		\$911.24 CR
03/12/2021	WRAP SOLUTIONS ADVISER FEE	593.13		\$318.11 CR
06/12/2021	MQGSPPREFUND 001270056559		160.32	\$478.43 CR
14/12/2021	MQG ITM DIV 001269810495		571.20	\$1,049.63 CR

1-33

Date	Description	Debit(\$)	Credit(\$)	Balance(\$)
16/12/2021	ANZ DIVIDEND A072/00789334		2,712.24	\$3,761.87 CR
21/12/2021	WBC DIVIDEND 001269140145		2,100.00	\$5,861.87 CR
24/12/2021	TRANSACT TFR TO 940369069 DAVID JAMES RA	5,500.00		\$361.87 CR
05/01/2022	IOO PAYMENT JAN22/00842395		123.91	\$485.78 CR
05/01/2022	IVV PAYMENT JAN22/00836238		177.08	\$662.86 CR
06/01/2022	WRAP SOLUTIONS ADMIN FEE	90.08		\$572.78 CR
19/01/2022	FUEL DST 001270795600		979.39	\$1,552.17 CR
25/01/2022	PURCHASE NIC		16,000.00	\$17,552.17 CR
25/01/2022	BUY NICKEL MINES LIMITED, NIC, 10000	15,155.00		\$2,397.17 CR
03/02/2022	WRAP SOLUTIONS ADMIN FEE	89.40		\$2,307.77 CR
03/02/2022	WRAP SOLUTIONS ADVISER FEE	1,248.44		\$1,059.33 CR
10/02/2022	NIC DIVIDEND FEB22/00807741		600.00	\$1,659.33 CR
24/02/2022	GOODMAN GROUP FEB22/00840178		120.00	\$1,779.33 CR
03/03/2022	TRANSFER FROM CHI 940369069		30,500.00	\$32,279.33 CR
03/03/2022	WRAP SOLUTIONS ADMIN FEE	82.84		\$32,196.49 CR
03/03/2022	WRAP SOLUTIONS ADVISER FEE	572.67		\$31,623.82 CR
07/03/2022	BUY NICKEL MINES LIMITED SPP, NICSPP, 30000	30,000.00		\$1,623.82 CR
08/03/2022	SELL GOODMAN GROUP, GMG, 800		17,345.00	\$18,968.82 CR
08/03/2022	SELL LENDLEASE GROUP, LLC, 1442		14,826.44	\$33,795.26 CR
11/03/2022	SELL NICKEL MINES LIMITED, NIC, 30000		41,045.00	\$74,840.26 CR
16/03/2022	NIC SPP 2022 SPP22/00801995		30,000.00	\$104,840.26 CR
16/03/2022	LLC DIST INT22/00856829		72.42	\$104,912.68 CR
18/03/2022	TRANSACT TFR TO 940369077 OURMOBS INVEST	18,000.00		\$86,912.68 CR
23/03/2022	WOODSIDE FIN21/00701721		1,826.98	\$88,739.66 CR
24/03/2022	SANTOS DIVIDEND AUF22/00954953		1,204.48	\$89,944.14 CR
28/03/2022	BHP GROUP DIV AI385/00560172		5,409.45	\$95,353.59 CR
28/03/2022	TRANSACT TFR TO 940369069 DAVID JAMES RA	89,900.00		\$5,453.59 CR
29/03/2022	TRANSACT TFR TO 940369069 DAVID JAMES RA	5,453.00		\$0.59 CR
30/03/2022	CBA ITM DIV 001272028599		1,261.75	\$1,262.34 CR
01/04/2022	TLS ITM DIV 001274625483		1,200.00	\$2,462.34 CR
04/04/2022	TRANSACT TFR TO 940369069 DAVID JAMES RA	2,460.00		\$2.34 CR
06/04/2022	CSL LTD DIVIDEND 22AUD/01017513		739.91	\$742.25 CR
08/04/2022	TRANSACT TFR TO 940369069 DAVID JAMES RA	742.00		\$0.25 CR
12/04/2022	TRANSFER		2,000.00	\$2,000.25 CR
12/04/2022	TRANSFER		650.00	\$2,650.25 CR
12/04/2022	BPAY TO TAX OFFICE PAYMENTS	2,649.45		\$0.80 CR
13/04/2022	IVV PAYMENT APR22/00836656		164.72	\$165.52 CR
19/04/2022	TRANSFER FROM CHI 940369069		32,000.00	\$32,165.52 CR
19/04/2022	SELL ISHARES GLOBAL 100 ETF, IOO, 200		19,737.00	\$51,902.52 CR
19/04/2022	TRANSACT TFR TO 940369069 DAVID JAMES RA	165.00		\$51,737.52 CR
19/04/2022	BUY BLUESCOPE STEEL LIMITED, BSL, 2300	49,484.96		\$2,252.56 CR
21/04/2022	COCHLEAR PAY APR22/00842578		465.00	\$2,717.56 CR
21/04/2022	RIO TINTO LTD FIN21/00212025		3,247.92	\$5,965.48 CR
02/05/2022	TRANSFER FROM CHI 940369069		48,000.00	\$53,965.48 CR
02/05/2022	BUY BHP GROUP LIMITED, BHP, 1000	47,725.67		\$6,239.81 CR
04/05/2022	WRAP SOLUTIONS ADMIN FEE	168.99		\$6,070.82 CR
04/05/2022	WRAP SOLUTIONS ADVISER FEE	1,257.28		\$4,813.54 CR
05/05/2022	TRANSACT TFR TO 940369069 DAVID JAMES RA	4,800.00		\$13.54 CR
06/05/2022	SEVEN GROUP S00121118106		448.50	\$462.04 CR
17/05/2022	TRANSFER		2,730.00	\$3,192.04 CR
17/05/2022	TRANSACT FUNDS TFR TO SIMMONS LIVINGSTON	3,190.00		\$2.04 CR
20/05/2022	TRANSFER FROM CHI 940369069		2,000.00	\$2,002.04 CR
24/05/2022	SELL MACQUARIE GROUP LIMITED, MQG, 366		65,831.79	\$67,833.83 CR
24/05/2022	BUY BLUESCOPE STEEL LIMITED, BSL, 1100	20,137.72		\$47,696.11 CR
24/05/2022	BUY NICKEL MINES LIMITED, NIC, 36000	45,234.24		\$2,461.87 CR
06/06/2022	WRAP SOLUTIONS ADMIN FEE	86.66		\$2,375.21 CR
06/06/2022	WRAP SOLUTIONS ADVISER FEE	624.32		\$1,750.89 CR
24/06/2022	WBC DIVIDEND 001277793078		2,135.00	\$3,885.89 CR
30/06/2022	INTEREST PAID		0.21	\$3,886.10 CR
30/06/2022	<b>CLOSING BALANCE</b>			<b>\$3,886.10 CR</b>
<b>TOTALS</b>		<b>561,579.65</b>	<b>562,273.42</b>	

- This Transaction Report is NOT A STATEMENT of account.
- It may include transactions which appear on previous statements.
- The description shown in the details column may be an abbreviation.
- Inclusion of a debit does not always indicate payment by the bank.
- For further information on fees charged on your account please refer to the fees statement.
- Please note, all CMT accounts were transitioned to CMA accounts on 31 July 2010. Transactions prior to that date are CMT transactions.

134

**For all enquiries regarding this report please call David Wells on 07 5557 3333.**

Information in this report is provided by Macquarie Investment Management Limited ABN 66 002 867 003 AFSL 237 492 (MIML). While the information in this report is given in good faith and is believed to be reliable and accurate, neither MIML nor any member of the Macquarie Group gives any warranty as to the reliability or accuracy of the information, nor accepts any responsibility for any errors or omissions.

**CONFIRMATION**

# ORD MINNETT

**BUY**

**Ord Minnett Limited**  
**AFS Licence 237121 ABN 86 002 733 048**  
**A Market Participant of ASX Limited**

Level 8 NAB HOUSE 255 GEORGE STREET SYDNEY NSW 2000 GPO BOX 2613 SYDNEY NSW 2001  
 Tel (02) 8216 6300 Fax (02) 8216 6311 Internet address: <http://www.ords.com.au>

This trade was executed by Ord Minnett Limited AFSL No 237121 ABN 86 002 733 048 and  
 cleared by FinClear Services Pty Ltd AFSL No 338264 ABN 60 136 184 962.

Ord Minnett Limited is a Participant of ASX and Chi-X and the transaction(s) may have been executed on either or both of those markets

**THIS CONFIRMATION  
IS A TAX INVOICE**

This confirmation is issued subject to the directions, decisions and requirements of ASX, Chi-X, the ASIC Market Integrity Rules (ASX Market), ASIC Market Integrity Rules (Chi-X Market), the Operating Rules of ASX and Chi-X, the ASX Clear Operating Rules, where relevant the ASX Settlement Operating Rules, the customs and usages of the ASX and Chi-X market and the correction of errors and omissions.

MR DAVID JAMES RANDELL + MRS TRACY  
 LEE RANDELL  
 MACQ WRAP D78405 A/C  
 RANDELL SUPER FUND  
 8 ST TROPEZ TERRACE  
 BUNDALL QLD 4217

**Recorded Registration Details**

BOND STREET CUSTODIANS LIMITED  
 <MACQ WRAP D78405 A/C>  
 1 SHELLEY STREET  
 SYDNEY NSW 2000

Ord Minnett Limited has bought for you  
**COMPANY:** NICKEL MINES LIMITED  
**SECURITY:** ORDINARY FULLY PAID

Market	ASX
Market Code:	NIC
ISIN	AU0000018236

<b>Account No.</b>	1670144
<b>Advisor</b>	D Wells/B Leeden
<b>Confirmation No.</b>	131749755
<b>Confirmation Date</b>	21/01/2022
<b>Trade Date</b>	21/01/2022

Last of Order  
 Minimum brokerage charged  
 Delivery vs Payment

QUANTITY	PRICE	CONSIDERATION
10,000	1.510000	15,100.00
<b>TOTAL</b>	<b>AVERAGE</b>	<b>TOTAL</b>
10,000	1.510000	\$15,100.00

All brokerage and fees have been charged by Ord Minnett Limited

Brokerage	\$50.00
GST	\$5.00

**ASX SETTLEMENT DATE** 25/01/2022

**AMOUNT DUE AND PAYABLE** \$15,155.00

## Settlement Instructions

Clearing Participant:  
 FinClear Services Pty Ltd  
 ABN 60 136 184 962 AFSL No 338264  
 GPO Box 5343, North Sydney NSW 2060  
 Participant of ASX Group

Settlement PID: 01792  
 All SWIFT Users to quote BIC: PSALAU21XXX



**CONFIRMATION**

# ORD MINNETT

**SELL**

Ord Minnett Limited  
 AFS Licence 237121 ABN 86 002 733 048  
 A Market Participant of ASX Limited

Level 8 NAB HOUSE 255 GEORGE STREET SYDNEY NSW 2000 GPO BOX 2613 SYDNEY NSW 2001  
 Tel (02) 8216 6300 Fax (02) 8216 6311 Internet address: <http://www.ords.com.au>

This trade was executed by Ord Minnett Limited AFSL No 237121 ABN 86 002 733 048 and cleared by FinClear Services Pty Ltd AFSL No 338264 ABN 60 136 184 962.  
 Ord Minnett Limited is a Participant of ASX and Cboe and the transaction(s) may have been executed on either or both of those markets

**THIS CONFIRMATION IS A TAX INVOICE**

This confirmation is issued subject to the directions, decisions and requirements of the relevant market operator, the ASIC Market Integrity Rules, the relevant market Operating Rules, the ASX Clear Operating Rules and where relevant, the ASX Settlement Operating Rules, the customs and usages of the relevant market; and the correction of errors and omissions.

MR DAVID JAMES RANDELL + MRS TRACY  
 LEE RANDELL  
 MACQ WRAP D78405 A/C  
 RANDELL SUPER FUND  
 8 ST TROPEZ TERRACE  
 BUNDALL QLD 4217

Ord Minnett Limited has sold for you  
**COMPANY:** LENDLEASE GROUP  
**SECURITY:** FULLY PAID ORDINARY/UNITS STAPLED SECURITIES

Market	ASX
Market Code:	LLC
ISIN	AU000000LLC3

**Account No.** 1670144  
**Advisor** D Wells/B Leeden  
**Confirmation No.** 134821942  
**Confirmation Date** 04/03/2022  
**Trade Date** 04/03/2022

Last of Order  
 Minimum brokerage charged  
 Delivery vs Payment

QUANTITY	PRICE	CONSIDERATION
1,442	10.320000	14,881.44
TOTAL	AVERAGE	TOTAL
1,442	10.320000	\$14,881.44
All brokerage and fees have been charged by Ord Minnett Limited		
Brokerage		\$50.00
GST		\$5.00
NET PROCEEDS		\$14,826.44

**ASX SETTLEMENT DATE** 08/03/2022

## Settlement Instructions

Clearing Participant:  
 FinClear Services Pty Ltd  
 ABN 60 136 184 962 AFSL No 338264  
 GPO Box 5343, North Sydney NSW 2060  
 Participant of ASX Group

Settlement PID: 01792  
 All SWIFT Users to quote BIC: PSALAU21XXX



**CONFIRMATION**

# ORD MINNETT

**SELL**

Ord Minnett Limited  
 AFS Licence 237121 ABN 86 002 733 048  
 A Market Participant of ASX Limited

Level 8 NAB HOUSE 255 GEORGE STREET SYDNEY NSW 2000 GPO BOX 2613 SYDNEY NSW 2001  
 Tel (02) 8216 6300 Fax (02) 8216 6311 Internet address: <http://www.ords.com.au>

This trade was executed by Ord Minnett Limited AFSL No 237121 ABN 86 002 733 048 and  
 cleared by FinClear Services Pty Ltd AFSL No 338264 ABN 60 136 184 962.

Ord Minnett Limited is a Participant of ASX and Cboe and the transaction(s) may have been executed on either or both of those markets

**THIS CONFIRMATION  
IS A TAX INVOICE**

This confirmation is issued subject to the directions, decisions and requirements of the relevant market operator, the ASIC Market Integrity Rules, the relevant market Operating Rules, the ASX Clear Operating Rules and where relevant, the ASX Settlement Operating Rules, the customs and usages of the relevant market; and the correction of errors and omissions.

MR DAVID JAMES RANDELL + MRS TRACY  
 LEE RANDELL  
 MACQ WRAP D78405 A/C  
 RANDELL SUPER FUND  
 8 ST TROPEZ TERRACE  
 BUNDALL QLD 4217

Ord Minnett Limited has sold for you

COMPANY: GOODMAN GROUP

SECURITY: FULLY PAID ORDINARY/UNITS STAPLED SECURITIES

Market	ASX
Market Code:	GMG
ISIN	AU000000GMG2

Account No. 1670144  
 Advisor D Wells/B Leeden  
 Confirmation No. 134821943  
 Confirmation Date 04/03/2022  
 Trade Date 04/03/2022

Last of Order  
 Minimum brokerage charged  
 Delivery vs Payment

QUANTITY	PRICE	CONSIDERATION
800	21.750000	17,400.00
<b>TOTAL</b>	<b>AVERAGE</b>	<b>TOTAL</b>
800	21.750000	\$17,400.00
All brokerage and fees have been charged by Ord Minnett Limited		
Brokerage		\$50.00
GST		\$5.00
<b>NET PROCEEDS</b>		<b>\$17,345.00</b>

**ASX SETTLEMENT DATE 08/03/2022**

## Settlement Instructions

Clearing Participant:  
 FinClear Services Pty Ltd  
 ABN 60 136 184 962 AFSL No 338264  
 GPO Box 5343, North Sydney NSW 2060  
 Participant of ASX Group

Settlement PID: 01792  
 All SWIFT Users to quote BIC: PSALAU21XXX

**CONFIRMATION**

# ORD MINNETT

**SELL**

Ord Minnett Limited  
 AFS Licence 237121 ABN 86 002 733 048  
 A Market Participant of ASX Limited

Level 8 NAB HOUSE 255 GEORGE STREET SYDNEY NSW 2000 GPO BOX 2613 SYDNEY NSW 2001  
 Tel (02) 8216 6300 Fax (02) 8216 6311 Internet address: <http://www.ords.com.au>

This trade was executed by Ord Minnett Limited AFSL No 237121 ABN 86 002 733 048 and  
 cleared by FinClear Services Pty Ltd AFSL No 338264 ABN 60 136 184 962.

Ord Minnett Limited is a Participant of ASX and Cboe and the transaction(s) may have been executed on either or both of those markets.

**THIS CONFIRMATION  
 IS A TAX INVOICE**

This confirmation is issued subject to the directions, decisions and requirements of the relevant market operator, the ASIC Market Integrity Rules, the relevant market Operating Rules, the ASX Clear Operating Rules and where relevant, the ASX Settlement Operating Rules, the customs and usages of the relevant market; and the correction of errors and omissions.

MR DAVID JAMES RANDELL + MRS TRACY  
 LEE RANDELL  
 MACQ WRAP D78405 A/C  
 RANDELL SUPER FUND  
 8 ST TROPEZ TERRACE  
 BUNDALL QLD 4217

Ord Minnett Limited has sold for you  
**COMPANY:** NICKEL MINES LIMITED  
**SECURITY:** ORDINARY FULLY PAID

Market	ASX
Market Code:	NIC
ISIN	AU0000018236

**Account No.** 1670144  
**Advisor** D Wells/B Leeden  
**Confirmation No.** 135048384  
**Confirmation Date** 09/03/2022  
**Trade Date** 09/03/2022

Last of Order  
 Minimum brokerage charged  
 Delivery vs Payment

QUANTITY	PRICE	CONSIDERATION
30,000	1.370000	41,100.00
<b>TOTAL</b>	<b>AVERAGE</b>	<b>TOTAL</b>
30,000	1.370000	\$41,100.00
All brokerage and fees have been charged by Ord Minnett Limited		
Brokerage		\$50.00
GST		\$5.00
<b>NET PROCEEDS</b>		<b>\$41,045.00</b>

**ASX SETTLEMENT DATE** 11/03/2022

## Settlement Instructions

Clearing Participant:  
 FinClear Services Pty Ltd  
 ABN 60 136 184 962 AFSL No 338264  
 GPO Box 5343, North Sydney NSW 2060  
 Participant of ASX Group

Settlement PID: 01792  
 All SWIFT Users to quote BIC: PSALAU21XXX

**CONFIRMATION**

# ORD MINNETT

**BUY**

**Ord Minnett Limited**  
**AFS Licence 237121 ABN 86 002 733 048**  
**A Market Participant of ASX Limited**

Level 8 NAB HOUSE 255 GEORGE STREET SYDNEY NSW 2000 GPO BOX 2613 SYDNEY NSW 2001  
 Tel (02) 8216 6300 Fax (02) 8216 6311 Internet address: <http://www.ords.com.au>

This trade was executed by Ord Minnett Limited AFSL No 237121 ABN 86 002 733 048 and cleared by FinClear Services Pty Ltd AFSL No 338264 ABN 60 136 184 962  
 Ord Minnett Limited is a Participant of ASX and Cboe and the transaction(s) may have been executed on either or both of those markets.

**THIS CONFIRMATION IS A TAX INVOICE**

This confirmation is issued subject to the directions, decisions and requirements of the relevant market operator, the ASIC Market Integrity Rules, the relevant market Operating Rules, the ASX Clear Operating Rules and where relevant, the ASX Settlement Operating Rules, the customs and usages of the relevant market, and the correction of errors and omissions.

MR DAVID JAMES RANDELL + MRS TRACY LEE RANDELL  
 MACQ WRAP D78405 A/C  
 RANDELL SUPER FUND  
 8 ST TROPEZ TERRACE  
 BUNDALL QLD 4217

**Recorded Registration Details**  
 BOND STREET CUSTODIANS LIMITED  
 <MACQ WRAP D78405 A/C>  
 1 SHELLEY STREET  
 SYDNEY NSW 2000

Ord Minnett Limited has bought for you  
**COMPANY: BLUESCOPE STEEL LIMITED**  
**SECURITY: ORDINARY FULLY PAID**

Market	ASX
Market Code:	BSL
ISIN	AU000000BSLO

<b>Account No.</b>	1670144
<b>Advisor</b>	D Wells/B Leeden
<b>Confirmation No.</b>	137505383
<b>Confirmation Date</b>	13/04/2022
<b>Trade Date</b>	13/04/2022

Last of Order  
 Minimum brokerage charged  
 Delivery vs Payment

QUANTITY	PRICE	CONSIDERATION
407	21.480000	8,742.36
1,189	21.490000	25,551.61
704	21.500000	15,136.00
<b>TOTAL</b>	<b>AVERAGE</b>	<b>TOTAL</b>
2,300	21.491291	\$49,429.97
All brokerage and fees have been charged by Ord Minnett Limited		
Brokerage		\$50.00
GST		\$5.00
<b>AMOUNT DUE AND PAYABLE</b>		<b>\$49,484.97</b>

**ASX SETTLEMENT DATE** 19/04/2022

## Settlement Instructions

Clearing Participant:  
 FinClear Services Pty Ltd  
 ABN 60 136 184 962 AFSL No 338264  
 GPO Box 5343, North Sydney NSW 2060  
 Participant of ASX Group

Settlement PID: 01792  
 All SWIFT Users to quote BIC: PSALAU21XXX

CONFIRMATION

# ORD MINNETT

SELL

**Ord Minnett Limited**  
AFS Licence 237121 ABN 86 002 733 048  
A Market Participant of ASX Limited

Level 8 NAB HOUSE 255 GEORGE STREET SYDNEY NSW 2000 GPO BOX 2613 SYDNEY NSW 2001  
Tel (02) 8216 6300 Fax (02) 8216 6311 Internet address: <http://www.ords.com.au>

This trade was executed by Ord Minnett Limited AFSL No 237121 ABN 86 002 733 048 and  
cleared by FinClear Services Pty Ltd AFSL No 338264 ABN 60 136 184 962.  
Ord Minnett Limited is a Participant of ASX and Cboe and the transaction(s) may have been executed on either or both of those markets

**THIS CONFIRMATION  
IS A TAX INVOICE**

This confirmation is issued subject to the directions, decisions and requirements of the relevant market operator, the ASIC Market Integrity Rules, the relevant market Operating Rules, the ASX Clear Operating Rules and where relevant, the ASX Settlement Operating Rules, the customs and usages of the relevant market; and the correction of errors and omissions.

MR DAVID JAMES RANDELL + MRS TRACY  
LEE RANDELL  
MACQ WRAP D78405 A/C  
RANDELL SUPER FUND  
8 ST TROPEZ TERRACE  
BUNDALL QLD 4217

Ord Minnett Limited has sold for you  
COMPANY: ISHARES GLOBAL 100 ETF  
SECURITY: ISHARES GLOBAL 100 ETF

Market ASX  
Market Code: IOO  
ISIN AU000000IOO8

Account No. 1670144  
Advisor D Wells/B Leeden  
Confirmation No. 137505039  
Confirmation Date 13/04/2022  
Trade Date 13/04/2022

Last of Order  
Minimum brokerage charged  
Delivery vs Payment

QUANTITY	PRICE	CONSIDERATION
200	98.960000	19,792.00
<b>TOTAL</b>	<b>AVERAGE</b>	<b>TOTAL</b>
200	98.960000	\$19,792.00
All brokerage and fees have been charged by Ord Minnett Limited		
Brokerage		\$50.00
GST		\$5.00
<b>NET PROCEEDS</b>		<b>\$19,737.00</b>

ASX SETTLEMENT DATE 19/04/2022

## Settlement Instructions

Clearing Participant:  
FinClear Services Pty Ltd  
ABN 60 136 184 962 AFSL No 338264  
GPO Box 5343, North Sydney NSW 2060  
Participant of ASX Group

Settlement PID: 01792  
All SWIFT Users to quote BIC: PSALAU21XXX

**CONFIRMATION**

# ORD MINNETT

**BUY**

**Ord Minnett Limited**  
**AFS Licence 237121 ABN 86 002 733 048**  
**A Market Participant of ASX Limited**

Level 8 NAB HOUSE 255 GEORGE STREET SYDNEY NSW 2000 GPO BOX 2613 SYDNEY NSW 2001  
 Tel: (02) 8216 6300 Fax (02) 8216 6311 Internet address: <http://www.ords.com.au>

This trade was executed by Ord Minnett Limited AFSL No 237121 ABN 86 002 733 048 and cleared by FinClear Services Pty Ltd AFSL No 338264 ABN: 60 136 184 962.  
 Ord Minnett Limited is a Participant of ASX and Cboe and the transaction(s) may have been executed on either or both of those markets

**THIS CONFIRMATION IS A TAX INVOICE**

This confirmation is issued subject to the directions, decisions and requirements of the relevant market operator, the ASIC Market Integrity Rules, the relevant market Operating Rules, the ASX Clear Operating Rules and where relevant, the ASX Settlement Operating Rules, the customs and usages of the relevant market, and the correction of errors and omissions.

MR DAVID JAMES RANDELL + MRS TRACY LEE RANDELL  
 MACQ WRAP D78405 A/C  
 RANDELL SUPER FUND  
 8 ST TROPEZ TERRACE  
 BUNDALL QLD 4217

**Recorded Registration Details**  
 BOND STREET CUSTODIANS LIMITED  
 <MACQ WRAP D78405 A/C>  
 1 SHELLEY STREET  
 SYDNEY NSW 2000

Ord Minnett Limited has bought for you  
**COMPANY:** BHP GROUP LIMITED  
**SECURITY:** ORDINARY FULLY PAID

Market	ASX
Market Code:	BHP
ISIN	AU000000BHP4

<b>Account No.</b>	1670144
<b>Advisor</b>	D Wells/B Leeden
<b>Confirmation No.</b>	138368513
<b>Confirmation Date</b>	28/04/2022
<b>Trade Date</b>	28/04/2022

QUANTITY	PRICE	CONSIDERATION
933	47.670000	44,476.11
67	47.680000	3,194.56

Last of Order  
 Minimum brokerage charged  
 Delivery vs Payment

TOTAL	AVERAGE	TOTAL
1,000	47.670670	\$47,670.67

All brokerage and fees have been charged by Ord Minnett Limited

Brokerage	\$50.00
GST	\$5.00

**ASX SETTLEMENT DATE** 02/05/2022

**AMOUNT DUE AND PAYABLE** \$47,725.67

## Settlement Instructions

Clearing Participant:  
 FinClear Services Pty Ltd  
 ABN 60 136 184 962 AFSL No 338264  
 GPO Box 5343, North Sydney NSW 2060  
 Participant of ASX Group

Settlement PID: 01792  
 All SWIFT Users to quote BIC: PSALAU21XXX

CONFIRMATION

# ORD MINNETT

BUY

**Ord Minnett Limited**  
**AFS Licence 237121 ABN 86 002 733 048**  
**A Market Participant of ASX Limited**

Level 8 NAB HOUSE 255 GEORGE STREET SYDNEY NSW 2000 GPO BOX 2613 SYDNEY NSW 2001  
 Tel (02) 8216 6300 Fax (02) 8216 6311 Internet address: <http://www.ords.com.au>

This trade was executed by Ord Minnett Limited AFSL No 237121 ABN 86 002 733 048 and cleared by FinClear Services Pty Ltd AFSL No 338264 ABN 60 136 184 962.  
 Ord Minnett Limited is a Participant of ASX and Cboe and the transaction(s) may have been executed on either or both of those markets

**THIS CONFIRMATION IS A TAX INVOICE**

This confirmation is issued subject to the directions, decisions and requirements of the relevant market operator, the ASIC Market Integrity Rules, the relevant market Operating Rules, the ASX Clear Operating Rules and where relevant, the ASX Settlement Operating Rules, the customs and usages of the relevant market; and the correction of errors and omissions.

MR DAVID JAMES RANDELL + MRS TRACY LEE RANDELL  
 MACQ WRAP D78405 A/C  
 RANDELL SUPER FUND  
 8 ST TROPEZ TERRACE  
 BUNDALL QLD 4217

**Recorded Registration Details**  
 BOND STREET CUSTODIANS LIMITED  
 <MACQ WRAP D78405 A/C>  
 1 SHELLEY STREET  
 SYDNEY NSW 2000

Ord Minnett Limited has bought for you  
**COMPANY:** NICKEL MINES LIMITED  
**SECURITY:** ORDINARY FULLY PAID

Market	ASX
Market Code:	NIC
ISIN	AU0000018236

<b>Account No.</b>	1670144
<b>Advisor</b>	D Wells/B Leeden
<b>Confirmation No.</b>	139985042
<b>Confirmation Date</b>	20/05/2022
<b>Trade Date</b>	20/05/2022

QUANTITY	PRICE	CONSIDERATION
295	1.252500	369.49
35,705	1.255000	44,809.78
<b>TOTAL</b>	<b>AVERAGE</b>	<b>TOTAL</b>
36,000	1.254980	\$45,179.26
All brokerage and fees have been charged by Ord Minnett Limited		
Brokerage		\$50.00
GST		\$5.00
<b>AMOUNT DUE AND PAYABLE</b>		<b>\$45,234.26</b>

Last of Order  
 Minimum brokerage charged  
 Delivery vs Payment

**ASX SETTLEMENT DATE** 24/05/2022

## Settlement Instructions

Clearing Participant:  
 FinClear Services Pty Ltd  
 ABN 60 136 184 962 AFSL No 338264  
 GPO Box 5343, North Sydney NSW 2060  
 Participant of ASX Group

Settlement PID: 01792  
 All SWIFT Users to quote BIC: PSALAU21XXX

CONFIRMATION

# ORD MINNETT

BUY

Ord Minnett Limited  
 AFS Licence 237121 ABN 86 002 733 048  
 A Market Participant of ASX Limited

Level 8 NAB HOUSE 255 GEORGE STREET SYDNEY NSW 2000 GPO BOX 2613 SYDNEY NSW 2001  
 Tel (02) 8216 6300 Fax (02) 8216 6311 Internet address: <http://www.ords.com.au>

This trade was executed by Ord Minnett Limited AFSL No 237121 ABN 86 002 733 048 and cleared by FinClear Services Pty Ltd AFSL No 338264 ABN 60 136 184 962. Ord Minnett Limited is a Participant of ASX and Cboe and the transaction(s) may have been executed on either or both of those markets

**THIS CONFIRMATION IS A TAX INVOICE**

This confirmation is issued subject to the directions, decisions and requirements of the relevant market operator, the ASIC Market Integrity Rules, the relevant market Operating Rules, the ASX Clear Operating Rules and where relevant, the ASX Settlement Operating Rules, the customs and usages of the relevant market, and the correction of errors and omissions.

MR DAVID JAMES RANDELL + MRS TRACY LEE RANDELL  
 MACQ WRAP D78405 A/C  
 RANDELL SUPER FUND  
 8 ST TROPEZ TERRACE  
 BUNDALL QLD 4217

**Recorded Registration Details**  
 BOND STREET CUSTODIANS LIMITED  
 <MACQ WRAP D78405 A/C>  
 1 SHELLEY STREET  
 SYDNEY NSW 2000

Ord Minnett Limited has bought for you  
**COMPANY:** BLUESCOPE STEEL LIMITED  
**SECURITY:** ORDINARY FULLY PAID

Market	ASX
Market Code:	BSL
ISIN	AU000000BSL0

**Account No.** 1670144  
**Advisor** D Wells/B Leeden  
**Confirmation No.** 139984909  
**Confirmation Date** 20/05/2022  
**Trade Date** 20/05/2022

Last of Order  
 Minimum brokerage charged  
 Delivery vs Payment

QUANTITY	PRICE	CONSIDERATION
327	18.250000	5,967.75
773	18.260000	14,114.98
<b>TOTAL</b>	<b>AVERAGE</b>	<b>TOTAL</b>
1,100	18.257027	\$20,082.73
All brokerage and fees have been charged by Ord Minnett Limited		
Brokerage		\$50.00
GST		\$5.00
<b>AMOUNT DUE AND PAYABLE</b>		<b>\$20,137.73</b>

**ASX SETTLEMENT DATE** 24/05/2022

## Settlement Instructions

Clearing Participant:  
 FinClear Services Pty Ltd  
 ABN 60 136 184 962 AFSL No 338264  
 GPO Box 5343, North Sydney NSW 2060  
 Participant of ASX Group

Settlement PID: 01792  
 All SWIFT Users to quote BIC: PSALAU21XXX



**CONFIRMATION**

# ORD MINNETT

**SELL**

**Ord Minnett Limited**  
**AFS Licence 237121 ABN 86 002 733 048**  
**A Market Participant of ASX Limited**

Level 8 NAB HOUSE 255 GEORGE STREET SYDNEY NSW 2000 GPO BOX 2613 SYDNEY NSW 2001  
 Tel (02) 8216 6300 Fax (02) 8216 6311 Internet address: <http://www.ords.com.au>

This trade was executed by Ord Minnett Limited AFSL No 237121 ABN 86 002 733 048 and  
 cleared by FinClear Services Pty Ltd AFSL No 338264 ABN 60 136 184 962.  
 Ord Minnett Limited is a Participant of ASX and Cboe and the transaction(s) may have been executed on either or both of those markets

**THIS CONFIRMATION  
 IS A TAX INVOICE**

This confirmation is issued subject to the directions, decisions and requirements of the relevant market operator, the ASIC Market Integrity Rules, the relevant market Operating Rules, the ASX Clear Operating Rules and where relevant, the ASX Settlement Operating Rules, the customs and usages of the relevant market; and the correction of errors and omissions.

MR DAVID JAMES RANDELL + MRS TRACY  
 LEE RANDELL  
 MACQ WRAP D78405 A/C  
 RANDELL SUPER FUND  
 8 ST TROPEZ TERRACE  
 BUNDALL QLD 4217

Ord Minnett Limited has sold for you  
**COMPANY: MACQUARIE GROUP LIMITED**  
**SECURITY: ORDINARY FULLY PAID**

Market	ASX
Market Code:	MQG
ISIN	AU000000MQG1

**Account No.** 1670144  
**Advisor** D Wells/B Leeden  
**Confirmation No.** 139984559  
**Confirmation Date** 20/05/2022  
**Trade Date** 20/05/2022

Last of Order  
 Minimum brokerage charged  
 Delivery vs Payment

QUANTITY	PRICE	CONSIDERATION
58	180.000000	10,440.00
137	180.010000	24,661.37
27	180.020000	4,860.54
88	180.030000	15,842.64
56	180.040000	10,082.24
<b>TOTAL</b>	<b>AVERAGE</b>	<b>TOTAL</b>
366	180.018552	\$65,886.79
All brokerage and fees have been charged by Ord Minnett Limited		
Brokerage		\$50.00
GST		\$5.00
<b>NET PROCEEDS</b>		<b>\$65,831.79</b>

**ASX SETTLEMENT DATE** 24/05/2022

## Settlement Instructions

Clearing Participant:  
 FinClear Services Pty Ltd  
 ABN 60 136 184 962 AFSL No 338264  
 GPO Box 5343, North Sydney NSW 2060  
 Participant of ASX Group

Settlement PID: 01792  
 All SWIFT Users to quote BIC: PSALAU21XXX





Simmons Livingstone & Associates

2-1

A.B.N. 45 163 871 958  
PO Box 806, Oxenford 4210 Queensland  
Tele 07 5561 8800 | Fax 07 5561 8700  
simmonslivingstone.com.au

The Trustees  
Randell Super Fund  
8 St Tropez Terrace  
BUNDALL QLD 4217

**Tax Invoice**  
**031179**

Ref: RANDDS1  
14 March, 2022

Description	Amount
<p>Preparation of Financial Statements for the fund for the year ended 30th June 2021 including the following:-</p> <ul style="list-style-type: none"><li>- Operating Statement, Statement of Financial Position &amp; Notes to the Financial Statements</li><li>- Trustee's declaration</li><li>- Preparation and lodgement of income tax and regulatory return</li><li>- Calculation of tax estimate</li><li>- Memorandum of Resolutions</li><li>- Calculations in relation to changes in market value of investments</li><li>- Calculations of capital gains/losses in relation to disposal of investments</li><li>- Preparation of Member's Statements</li><li>- Processing Superstream change to BGLSF360 and provision of notice for payroll officer</li><li>- Preparation of records in accordance with the auditor's requirements including payment of disbursement to Super Audits.</li></ul>	<p>2,900.00</p>

2-2

Description	Amount
<p style="text-align: right; margin-right: 50px;">Acc Audit</p> <p style="text-align: right; margin-right: 20px;">2860 330 <hr/>3190</p>	

<b>Please note that this invoice is now due.</b>	<b>GST: \$</b>	2,900.00
	<b>Amount Due: \$</b>	<b>290.00</b> <b>3,190.00</b>

*The firm reserves the right to charge interest of 11.5% compounding daily on outstanding amounts. The firm reserves the right to refer the outstanding invoices to a debt collection agency or legal practitioner, at a cost to the client. Such costs may include commission, administration fees, legal costs and interest as charged by the debt collection agency or legal practitioner.*

<input type="checkbox"/> <b>(EFT) - Transfer to our account</b> Account Name Simmons Livingstone & Associates BSB: 064 445 Account: 1052 7520	Ref: RANDDS1 Invoice: 031179 14 March, 2022
<input type="checkbox"/> <b>Credit Card</b> (Please indicate type) <input type="checkbox"/> Mastercard <input type="checkbox"/> Visa Card Number: <input type="text"/> <input type="text"/> <input type="text"/> <input type="text"/> <input type="text"/> <input type="text"/> <input type="text"/> <input type="text"/> <input type="text"/> <input type="text"/> <input type="text"/> <input type="text"/> <input type="text"/> <input type="text"/> <input type="text"/> <input type="text"/>	<b>Amount Due: \$</b> <b>3,190.00</b>  Card CCV <input type="text"/> <input type="text"/> <input type="text"/>
Cardholder ..... Signature ..... Expiry ...../.....	

**TAX INVOICE**


**Supplier:** Super Audits  
**Auditor:** A.W. Boys  
SMSF Auditor Number (SAN) 100014140  
Registered Company Auditor (67793)  
**Address:** Box 3376  
Rundle Mall 5000  
**ABN:** 20 461 503 652  
**Services:** Auditing  
**Date:** 9 March 2022  
**Recipient:** Randell Superannuation Fund  
**Address:** C/- PO Box 806 OXENFORD QLD 4210

**Description of Services**

Statutory audit of the Randell Superannuation Fund for the financial year ending 30 June 2021.

**Fee:** \$300.00  
**GST:** \$30.00  
**Total:** \$330.00

Payment can be made with a cheque payable to Super Audits postal address being Box 3376 Rundle Mall 5000 or alternatively an EFT can be made BSB 015-056 Account No. 387392386.





4-1

## Articles in this section

# Share Buy-Backs (Manual)

[Follow](#)

You will be able to process this corporate action type automatically through the Corporate Actions screen in the near future. In the meantime, use the instructions below as a general guide on how to manually process this corporate action type.

## Details

The way you process a share buy-back is dependent on the scenario.

You can use the following as a guide on how to record a buy-back manually in Simple Fund 360. Rio Tinto Share Buy-Back will be used as the example. You can also refer to the Telstra Buy-Back 2016 as another example.

### Rio Tinto Share Buy-Back April 2015

## Details

Rio Tinto Limited undertook an off-market buy-back of its own shares.

For more detailed information, you can refer to the following documents:

- [ATO Class Ruling 2015/27](#)
- [Rio Tinto's Buy-Back Tender Booklet](#)

## Scenario

In this example, it is assumed that 127 RIO shares have been bought back.

The deemed capital proceeds are \$16.78 per share which is the capital component (\$9.44 per share) plus \$7.34 per share (amount by which the CGT value exceeds the Buy-Back price).

The dividend component amounts to \$39 per share.

Refer to the Payment and Dividend Statement received from Rio Tinto for these details.

SF360 allows multiple transactions occurring on the same day to be posted as one journal entry. As all of the following

transactions happened on the same date, a single journal entry will be used to record them. Please note that you can split this into multiple journals if you wish.

Steps	Details	DR	CR
Step 1	Record the share buy-back (\$48.44 per share)		\$2131.06
	Record the difference between the deemed capital proceeds (\$16.78 per share) and the capital component (\$9.44 per share) = \$7.34 per share	\$932.18	
Step 2	Enter the Dividend Component (\$39 per share)		\$4953.00
Step 3	Input the Total Bank Receipt	\$6151.88	

4-2

In this example, we are going to use Account 37500/RIO to record the difference (~~\$7.34~~ <sup>7-56</sup> per share) between the deemed capital proceeds (~~\$16.78~~ per share) and the capital component (~~\$9.44~~ per share). As this is a non-deductible expense, we need to change the tax label of Account 37500/RIO.

29-126

2166

If you are already using 37500/RIO to record deductible expenses, you can create a new expense account and change the label following the steps below.

To change the label, follow the steps below:

1. Go to **Accounting | Chart of Accounts**.
2. Search for and select **37500/RIO**.
3. Change the **Tax Label** to **Not Applicable - Permanent Difference**.
4. Select **Save**.

You can refer to the [Non Tax-Deductible Expenses help](#) for more detailed information.

## Step 1 - Record the share buy-back

1. Go to **Accounting | Transaction List**.
2. Select **New Transaction** and then **Journal** from the drop-down list.
3. Input ~~15/04/2015~~ <sup>4/10/21</sup> in the Date field and input a reference and description. Refer to the Payment and Dividend Statement received from Rio Tinto for more details.
4. Record a disposal to the 77600/RIO account. The consideration amount is \$16.78 x number of shares bought back.

CBA  
~~\$ 29-126~~ Capital Component  
 \$ 66-96 Dividend

Account	Units	Debit	Credit
60400/Jones999 Asset - Bank John and Mary Jones Bank Accounts		2,131.06	0.00
77600.RIO.AX Investment RIO Tinto Limited Shares in Listed Companies (Australia)	127,000,000		2,131.06

5. Review the Disposal Details panel. The contract date has been changed to 07/04/2015 which is the date on which the shares were bought back. Refer to the Payment and Dividend Statement from Rio Tinto for this information.

**Disposal Details** SHOWING MORE

Contract Date

- Next we are going to record the difference (\$7.34 per share) between the deemed capital proceeds (\$16.78 per share) and the capital component (\$9.44 per share) as a non deductible-expense. On the next line under the **Account** heading, click into the **Search by Account Code/Name** and locate **Account 37500/RIO**.
- Input the debit amount for the expense ( $\$7.34 \times 127 = \$932.18$  in this example).

## Step 2 - Record the dividend component

- Refer to the Payment and Dividend Statement from Rio Tinto for payment details and franked amount.

Dividend amount = \$39 x number of shares bought back

To record this, select **Add line** to add a new transaction line. Under the **Account** heading, search for the Rio Tinto dividend account by typing 23900/RIO in the **Select an account** box. Input total dividend amount under the **Credit** column. (\$4953 in this example) and review the Dividend Details to ensure they are correct.

Account	Units	Debit	Credit
77600/RIO.AX Investment RIO Tinto Limited Shares in Listed Companies (Australia) <i>CBA</i>	127.000000		2,131.06
37500/RIO.AX Expense RIO Tinto Limited Investment Expenses		932.18	
23900/RIO.AX Income RIO Tinto Limited Dividends Received <i>CBA</i>			4,953.00
			<i>8386.14</i>
			<i>19217.52</i>

Dividend Details		Cash Distribution	Tax Paid/Offset
			Franking Credits
Dividend - Franked		4,953.00	2,122.71
Dividend - Unfranked		0.00	
			Foreign Income Tax Offset

## Step 3 - Record the receipt to the bank

- Select **Add line** to add a new transaction line. Under the **Account** heading, search for the Bank account by typing 60400 in the **Select an account** box and input \$6151.88 under the **Debit** column.

Account	Units	Debit	Credit
77600/RIO.AX Investment RIO Tinto Limited Shares in Listed Companies (Australia)	127.000000		2,131.06
37500/RIO.AX Expense RIO Tinto Limited Investment Expenses		932.18	
23900/RIO.AX Income RIO Tinto Limited Dividends Received			4,953.00
60400/Jones099 Asset - Bank John and Mary Jones Bank Accounts		6,151.88	

- Select **Post**.

Was this article helpful?

Yes

No

[Return to top](#) ^

---

### Recently viewed articles

[Feed Management - Bank Feeds](#)

[Data Feeds not importing into SF360](#)

[Re-Request function not working](#)

[Entering Realised Capital Losses](#)

[How to manually post an Investment Disposal](#)

### Related articles

[Delisted Securities \(Manual\)](#)

[Rio Tinto Share Buy-Back April 2015](#)

[Demerger of Coles \(COL\) from Wesfarmers \(WES\)](#)

[Fund Transfer](#)

[Multi-Factor Authentication \(MFA\)](#)



# Wrap Cash Account

MACQUARIE BANK LIMITED  
ABN 46 008 583 542 AFSL 237502

enquiries 1800 025 063  
wrapsolutions@macquarie.com.au  
www.macquarie.com.au

PO Box N498  
Grosvenor Place  
Sydney, NSW 1220

1 Shelley Street  
Sydney, NSW 2000



MR D RANDELL &  
MRS T RANDELL  
8 ST TROPEZ TERRACE  
BUNDALL QLD 4217

account balance **\$361.87**  
as at 31 Dec 21

account name DAVID JAMES RANDELL &  
TRACY LEE RANDELL ATF  
THE RANDELL SUPERANNUATION FUND  
account no. 966185001

transaction	description	debits	credits	balance
30.06.21	OPENING BALANCE			3,192.33
01.07.21	Deposit ANZ DIVIDEND A071/00805406		2,636.90	5,829.23
02.07.21	Deposit MQG FNL DIV 001260975311		703.50	6,532.73
05.07.21	Funds transfer WRAP SOLUTIONS ADMIN FEE	90.33		6,442.40
05.07.21	Funds transfer WRAP SOLUTIONS ADVISER FEE	612.27		5,830.13
13.07.21	Deposit IVV PAYMENT JUL21/00835193		171.52	6,001.65
13.07.21	Deposit IOO PAYMENT JUL21/00841080		176.30	6,177.95
13.07.21	Deposit IHVV PAYMENT JUL21/00805005		7,359.00	13,536.95
16.07.21	Deposit FUEL DST 001262007656		1,307.62	14,844.57
05.08.21	Funds transfer WRAP SOLUTIONS ADMIN FEE	91.12		14,753.45
05.08.21	Funds transfer WRAP SOLUTIONS ADVISER FEE	632.96		14,120.49

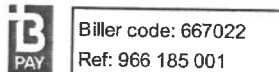
### how to make a transaction

online  
Log in to [www.macquarie.com.au/personal](http://www.macquarie.com.au/personal)

by phone  
Call 133 275 to make a phone transaction

transfers from another bank account  
Transfer funds from another bank to this account:  
BSB 182 512  
ACCOUNT NO. 966185001

deposits using BPay  
From another bank



continued on next





5.2

Wrap Cash Account

enquiries 1800 025 063

account name DAVID JAMES RANDELL &  
TRACY LEE RANDELL ATF  
THE RANDELL SUPERANNUATION FUND  
account no. 966185001

transaction	description	debits	credits	balance
26.08.21	Deposit	GOODMAN GROUP AUG21/00838608	120.00	14,240.49
03.09.21	Funds transfer	WRAP SOLUTIONS ADMIN FEE	90.84	14,149.65
03.09.21	Funds transfer	WRAP SOLUTIONS ADVISER FEE	634.56	13,515.09
06.09.21	Funds transfer	TRANSACT TFR TO 940369069 DAVID JAMES RA	12,000.00	1,515.09
15.09.21	Deposit	LLC DIST AUD21/00858854	173.04	1,688.13
16.09.21	Deposit	SELL 750 FMG	13,535.00	15,223.13
16.09.21	Deposit	SELL 4285 HMY	8,000.80	23,223.93
16.09.21	Deposit	SELL 500 JHX	27,073.57	50,297.50
16.09.21	Deposit	SELL 53997 PTG	33,460.61	83,758.11
16.09.21	Deposit	SELL 9736 PX1	5,763.51	89,521.62
16.09.21	Funds transfer	BUY 30000 AMI	10,405.00	79,116.62
16.09.21	Funds transfer	BUY 4600 STO	29,587.00	49,529.62
17.09.21	Deposit	SELL 3 PTG	1.92	49,531.54
17.09.21	Funds transfer	BUY 190 RIO	20,029.70	29,501.84
17.09.21	Funds transfer	BUY 1200 SWW	24,907.00	4,594.84
21.09.21	Deposit	SANTOS LIMITED S00121118106	430.86	5,025.70
21.09.21	Deposit	BHP GROUP DIV AF384/01255123	7,059.70	12,085.40
23.09.21	Deposit	TLS FNL DIV 001264744241	1,200.00	13,285.40
23.09.21	Deposit	RIO TINTO LTD INT21/00207953	2,280.18	15,565.58
24.09.21	Deposit	WOODSIDE INT21/00705820	512.93	16,078.51
29.09.21	Deposit	CBA FNL DIV 001263320169	2,016.00	18,094.51
30.09.21	Deposit	FMG DIVIDEND 001267423947	1,582.50	19,677.01
30.09.21	Deposit	CSL LTD DIVIDEND AUD21/01118079	826.62	20,503.63
06.10.21	Funds transfer	WRAP SOLUTIONS ADMIN FEE	88.92	20,414.71
06.10.21	Funds transfer	WRAP SOLUTIONS ADVISER FEE	595.46	19,819.25
08.10.21	Deposit	CBABUYBACK 001268350432	25,433.94	45,253.19

287 share

continued on next



Wrap Cash Account

enquiries 1800 025 063

account name DAVID JAMES RANDELL &  
 TRACY LEE RANDELL ATF  
 THE RANDELL SUPERANNUATION FUND  
 account no. 966185001

transaction	description	debits	credits	balance
13.10.21	Deposit IVV PAYMENT OCT21/00836269		193.19	45,446.38
18.10.21	Deposit COCHLEAR PAY OCT21/00842285		420.00	45,866.38
20.10.21	Funds transfer TRANSACT TFR TO 940369069 DAVID JAMES RA	45,500.00		366.38
29.10.21	Deposit SEVEN GROUP S00121118106		448.50	814.88
03.11.21	Deposit TRANSFER FROM CHI 940369069		41,000.00	41,814.88
03.11.21	Funds transfer WRAP SOLUTIONS ADMIN FEE	90.33		41,724.55
03.11.21	Funds transfer WRAP SOLUTIONS ADVISER FEE	609.38		41,115.17
05.11.21	Funds transfer TRANSACT TFR TO 940369069 DAVID JAMES RA	19,260.00		21,855.17
05.11.21	Funds transfer BUY 20000 NIC	20,855.00		1,000.17
22.11.21	Deposit MQG SPP		30,000.00	31,000.17
23.11.21	Funds transfer BUY 30000 MQGSPP	30,000.00		1,000.17
03.12.21	Funds transfer WRAP SOLUTIONS ADMIN FEE	88.93		911.24
03.12.21	Funds transfer WRAP SOLUTIONS ADVISER FEE	593.13		318.11
06.12.21	Deposit MQGSPPREFUND 001270056559		160.32	478.43
14.12.21	Deposit MQG ITM DIV 001269810495		571.20	1,049.63
16.12.21	Deposit ANZ DIVIDEND A072/00789334		2,712.24	3,761.87
21.12.21	Deposit WBC DIVIDEND 001269140145		2,100.00	5,861.87
24.12.21	Funds transfer TRANSACT TFR TO 940369069 DAVID JAMES RA	5,500.00		361.87



S.4

## Wrap Cash Account

enquiries 1800 025 063

account name DAVID JAMES RANDELL &  
TRACY LEE RANDELL ATF  
THE RANDELL SUPERANNUATION FUND  
account no. 966185001

transaction	description	debits	credits	balance
	CLOSING BALANCE AS AT 31 DEC 21	222,261.93	219,431.47	361.87

\* Interest rate for the period 1 July to 31 December: 0.00% pa (184 days)



S.S

# Wrap Cash Account

MACQUARIE BANK LIMITED  
ABN 46 008 583 542 AFSL 237502

enquiries 1800 025 063  
wrapsolutions@macquarie.com.au  
www.macquarie.com.au

PO Box N498  
Grosvenor Place  
Sydney, NSW 1220

1 Shelley Street  
Sydney, NSW 2000



041 830457

MR D RANDELL &  
MRS T RANDELL  
8 ST TROPEZ TERRACE  
BUNDALL QLD 4217

account balance **\$3,886.10**  
as at 30 Jun 22

account name DAVID JAMES RANDELL &  
TRACY LEE RANDELL ATF  
THE RANDELL SUPERANNUATION FUND  
account no. 966185001

transaction	description	debits	credits	balance
31.12.21	OPENING BALANCE			361.87
05.01.22	Deposit IOO PAYMENT JAN22/00842395		123.91	485.78
05.01.22	Deposit IVV PAYMENT JAN22/00836238		177.08	662.86
06.01.22	Funds transfer WRAP SOLUTIONS ADMIN FEE	90.08		572.78
19.01.22	Deposit FUEL DST 001270795600		979.39	1,552.17
25.01.22	Deposit PURCHASE NIC		16,000.00	17,552.17
25.01.22	Funds transfer BUY 10000 NIC	15,155.00		2,397.17
03.02.22	Funds transfer WRAP SOLUTIONS ADMIN FEE	89.40		2,307.77
03.02.22	Funds transfer WRAP SOLUTIONS ADVISER FEE	1,248.44		1,059.33
10.02.22	Deposit NIC DIVIDEND FEB22/00807741		600.00	1,659.33
24.02.22	Deposit GOODMAN GROUP FEB22/00840178		120.00	1,779.33

## how to make a transaction

online  
Log in to [www.macquarie.com.au/personal](http://www.macquarie.com.au/personal)

by phone  
Call 133 275 to make a phone transaction

transfers from another bank account  
Transfer funds from another bank to this account:  
BSB 182 512  
ACCOUNT NO. 966185001

deposits using BPay  
From another bank



Bill code: 667022  
Ref: 966 185 001

continued on next



S.6

Wrap Cash Account

enquiries 1800 025 063

account name DAVID JAMES RANDELL &  
 TRACY LEE RANDELL ATF  
 THE RANDELL SUPERANNUATION FUND  
 account no. 966185001

transaction	description	debits	credits	balance
03.03.22	Deposit TRANSFER FROM CHI 940369069		30,500.00	32,279.33
03.03.22	Funds transfer WRAP SOLUTIONS ADMIN FEE	82.84		32,196.49
03.03.22	Funds transfer WRAP SOLUTIONS ADVISER FEE	572.67		31,623.82
07.03.22	Funds transfer BUY 30000 NICSPP	30,000.00		1,623.82
08.03.22	Deposit SELL 800 GMG		17,345.00	18,968.82
08.03.22	Deposit SELL 1442 LLC		14,826.44	33,795.26
11.03.22	Deposit SELL 30000 NIC		41,045.00	74,840.26
16.03.22	Deposit NIC SPP 2022 SPP22/00801995		30,000.00	104,840.26
16.03.22	Deposit LLC DIST INT22/00856829		72.42	104,912.68
18.03.22	Funds transfer TRANSACT TFR TO 940369077 OURMOBS INVEST	18,000.00		86,912.68
23.03.22	Deposit WOODSIDE FIN21/00701721		1,826.98	88,739.66
24.03.22	Deposit SANTOS DIVIDEND AUF22/00954953		1,204.48	89,944.14
28.03.22	Deposit BHP GROUP DIV AI385/00560172		5,409.45	95,353.59
28.03.22	Funds transfer TRANSACT TFR TO 940369069 DAVID JAMES RA	89,900.00		5,453.59
29.03.22	Funds transfer TRANSACT TFR TO 940369069 DAVID JAMES RA	5,453.00		0.59
30.03.22	Deposit CBA ITM DIV 001272028599		1,261.75	1,262.34
01.04.22	Deposit TLS ITM DIV 001274625483		1,200.00	2,462.34
04.04.22	Funds transfer TRANSACT TFR TO 940369069 DAVID JAMES RA	2,460.00		2.34
06.04.22	Deposit CSL LTD DIVIDEND 22AUD/01017513		739.91	742.25
08.04.22	Funds transfer TRANSACT TFR TO 940369069 DAVID JAMES RA	742.00		0.25
12.04.22	Deposit TRANSFER		2,000.00	2,000.25
12.04.22	Deposit TRANSFER		650.00	2,650.25
12.04.22	BPAY BPAY TO TAX OFFICE PAYMENTS	2,649.45		0.80
13.04.22	Deposit IVV PAYMENT APR22/00836656		164.72	165.52
19.04.22	Deposit TRANSFER FROM CHI 940369069		32,000.00	32,165.52
19.04.22	Deposit SELL 200 IOO		19,737.00	51,902.52

continued on next



5-7

Wrap Cash Account

enquiries 1800 025 063

account name DAVID JAMES RANDELL &  
TRACY LEE RANDELL ATF  
THE RANDELL SUPERANNUATION FUND  
account no. 966185001

transaction	description	debits	credits	balance
19.04.22	Funds transfer TRANSACT TFR TO 940369069 DAVID JAMES RA	165.00		51,737.52
19.04.22	Funds transfer BUY 2300 BSL	49,484.96		2,252.56
21.04.22	Deposit COCHLEAR PAY APR22/00842578		465.00	2,717.56
21.04.22	Deposit RIO TINTO LTD FIN21/00212025		3,247.92	5,965.48
02.05.22	Deposit TRANSFER FROM CHI 940369069		48,000.00	53,965.48
02.05.22	Funds transfer BUY 1000 BHP	47,725.67		6,239.81
04.05.22	Funds transfer WRAP SOLUTIONS ADMIN FEE	168.99		6,070.82
04.05.22	Funds transfer WRAP SOLUTIONS ADVISER FEE	1,257.28		4,813.54
05.05.22	Funds transfer TRANSACT TFR TO 940369069 DAVID JAMES RA	4,800.00		13.54
06.05.22	Deposit SEVEN GROUP S00121118106		448.50	462.04
17.05.22	Deposit TRANSFER		2,730.00	3,192.04
17.05.22	Funds transfer TRANSACT FUNDS TFR TO SIMMONS LIVINGSTON	3,190.00		2.04
20.05.22	Deposit TRANSFER FROM CHI 940369069		2,000.00	2,002.04
24.05.22	Deposit SELL 366 MQG		65,831.79	67,833.83
24.05.22	Funds transfer BUY 1100 BSL	20,137.72		47,696.11
24.05.22	Funds transfer BUY 36000 NIC	45,234.24		2,461.87
06.06.22	Funds transfer WRAP SOLUTIONS ADMIN FEE	86.66		2,375.21
06.06.22	Funds transfer WRAP SOLUTIONS ADVISER FEE	624.32		1,750.89
24.06.22	Deposit WBC DIVIDEND 001277793078		2,135.00	3,885.89
30.06.22	Interest INTEREST PAID*		0.21	3,886.10



## Wrap Cash Account

enquiries 1800 025 063

account name DAVID JAMES RANDELL &  
TRACY LEE RANDELL ATF  
THE RANDELL SUPERANNUATION FUND  
account no. 966185001

transaction	description	debits	credits	balance
	CLOSING BALANCE AS AT 30 JUN 22	339,317.72	342,841.95	3,886.10

\* Interest rate for the period 1 January to 16 June: 0.00% pa (167 days); 17 June to 30 June: 0.20% pa (14 days)



59

## Wrap Cash Account

enquiries 1800 025 063

account name DAVID JAMES RANDELL &  
TRACY LEE RANDELL ATF  
THE RANDELL SUPERANNUATION FUND  
account no. 966185001

Please note the following financial services companies and/or financial advisers have authority on your account.

Name	Authority Type
ORD MINNETT LIMITED /NSW	General withdrawal authority
FINCLEAR SERVICES PTY LTD	General withdrawal authority
LEEDEN BENJAMIN F ORD MINNETT FINANCIAL PLANNING LTD_	Enquiry authority
WELLS DAVID PRIVATE INVESTMENT MGT	Enquiry authority
WELLS DAVID PRIVATE INVESTMENT MGT	Enquiry authority

### Authority descriptions

Enquiry authority - you authorise the third party to have access to information about your account.

General withdrawal authority - you authorise the third party to:

- withdraw their fees from your account,
- withdraw funds from your account to make payments on your behalf directly to the Australian Taxation Office (ATO), and
- make payments and withdrawals for any purpose including settlement or investment.

Please consider carefully who you appoint as a third party authority on your account as we may follow their instructions as if they were yours. It is important that you understand this risk and carefully consider what level of authority you give to them. For more information on third party authority levels search 'Macquarie Help' in your browser to find our Help Centre.

### annual interest summary 2021/2022

INTEREST PAID	0.21
TOTAL INCOME PAID	0.21





# Macquarie Cash Management Accelerator Account

MACQUARIE BANK LIMITED  
ABN 46 008 583 542 AFSL 237502

enquiries 1800 806 310  
transact@macquarie.com  
www.macquarie.com.au

GPO Box 2520  
Sydney, NSW 2001



MR D RANDELL &  
MRS T RANDELL  
8 ST TROPEZ TERRACE  
BUNDALL QLD 4217

1 Shelley Street  
Sydney, NSW 2000

account balance **\$28,569.14**  
as at 31 Dec 21

account name DAVID JAMES RANDELL &  
TRACY LEE RANDELL ATF  
THE RANDELL SUPERANNUATION FUND  
account no. 940369069

transaction	description	debits	credits	balance
30.06.21	OPENING BALANCE			17,249.72
30.07.21	Interest MACQUARIE ACCELERATOR INTEREST PAID*		5.89	17,255.61
31.08.21	Interest MACQUARIE ACCELERATOR INTEREST PAID*		5.89	17,261.50
06.09.21	Deposit INTERNAL TRANSFER		12,000.00	29,261.50
30.09.21	Interest MACQUARIE ACCELERATOR INTEREST PAID*		8.95	29,270.45
20.10.21	Deposit INTERNAL TRANSFER		45,500.00	74,770.45
29.10.21	Interest MACQUARIE ACCELERATOR INTEREST PAID*		15.92	74,786.37
03.11.21	Funds transfer NIC AND SITEMINDER	41,000.00		33,786.37
05.11.21	Deposit TO CMA		19,260.00	53,046.37
22.11.21	Funds transfer MQG SPP	30,000.00		23,046.37
30.11.21	Interest MACQUARIE ACCELERATOR INTEREST PAID*		14.50	23,060.87

## how to make a transaction

online  
Log in to [www.macquarie.com.au/personal](http://www.macquarie.com.au/personal)

transfers from another bank account  
Transfer funds from another bank to this account:  
BSB 182 500  
ACCOUNT NO. 940369069

deposits using BPay  
From another bank



Billers code: 423475  
Ref: 940 369 069

continued on next



6.2

## Macquarie Cash Management Accelerator Account

enquiries 1800 806 310

account name DAVID JAMES RANDELL &  
TRACY LEE RANDELL ATF  
THE RANDELL SUPERANNUATION FUND  
account no. 940369069

transaction	description	debits	credits	balance
24.12.21	Deposit		5,500.00	28,560.87
31.12.21	Interest		8.27	28,569.14
	CLOSING BALANCE AS AT 31 DEC 21	71,000.00	82,319.42	28,569.14

\* Stepped interest rates for the period 1 July to 31 December: balances \$0.00 to \$9,999,999.99 earned 0.40%  
balances \$10,000,000.00 and above earned 0.20% pa (184 days)

continued on next



b.3

## Macquarie Cash Management Accelerator Account

enquiries 1800 806 310

account name DAVID JAMES RANDELL &  
TRACY LEE RANDELL ATF  
THE RANDELL SUPERANNUATION FUND  
account no. 940369069

Please note the following financial services companies and/or financial advisers have authority on your account.

Name	Authority Type
ORD MINNETT LIMITED /NSW	Limited funds transfer authority
FINCLEAR SERVICES PTY LTD	Enquiry authority
LEEDEN BENJAMIN F ORD MINNETT FINANCIAL PLANNING LTD_	Enquiry authority
WELLS DAVID PRIVATE INVESTMENT MGT	Enquiry authority
WELLS DAVID PRIVATE INVESTMENT MGT	Enquiry authority

### Authority descriptions

Limited funds transfer authority - you authorise the third party to:

- have access to information about your account.
- transfer funds interchangeably between your Macquarie Cash Management Account and your account.

Enquiry authority - you authorise the third party to have access to information about your account.

Please consider carefully who you appoint as a third party authority on your account as we may follow their instructions as if they were yours. It is important that you understand this risk and carefully consider what level of authority you give to them. For more information on third party authority levels search 'Macquarie Help' in your browser to find our Help Centre.



6.4

## Macquarie Cash Management Accelerator Account

enquiries 1800 806 310

account name DAVID JAMES RANDELL &  
TRACY LEE RANDELL ATF  
THE RANDELL SUPERANNUATION FUND  
account no. 940369069

### About your account

- Interest is calculated on daily balances and paid monthly. The interest rate is variable and may change at any time without prior notice.
- For more information about your account including fees and charges, mistaken payments or unauthorised transactions, please read the terms and conditions for your product, available at [macquarie.com.au](http://macquarie.com.au) or by contacting us. If you have a complaint about our service, or to find out more about our dispute resolution procedures, please refer to [macquarie.com.au/feedback-and-complaints](http://macquarie.com.au/feedback-and-complaints).

### Protect your account

- Please check each entry on this statement. If you think there is an error or unauthorised transaction, please contact us right away.
- If you have new contact details, please contact us to update them.
- This statement should be kept in a safe place at all times. Please read the Product Information Statement for more details about keeping your account secure.

### Access to and sharing your data

- We may provide access to or share an electronic copy of your data (account details, balance, transaction history and personal information) with other parties at your or your Financial Services Professional's request. This includes people who work with or for your Financial Services Professional such as accountants, consultants, technology platform owner/operators and others, some of whom may not be in Australia.
- Please refer to the current offer document for more information and speak with your Financial Services Professional if you have questions about how your data may be used, disclosed and/or protected.

### Visit our Help Centre

- Here you'll find answers to common questions about your account. For more information, please visit [help.macquarie.com](http://help.macquarie.com)

Download the Macquarie Mobile Banking app

- The Macquarie Mobile Banking app makes managing your money simple and convenient.



The Apple logo is a trademark of Apple Inc, registered in the U.S. and other countries.  
App Store is a service mark of Apple Inc. Google Logo is a trademark of Google LLC.



6.5

# Macquarie Cash Management Accelerator Account

MACQUARIE BANK LIMITED  
ABN 46 008 583 542 AFSL 237502

enquiries 1800 806 310  
transact@macquarie.com  
www.macquarie.com.au

GPO Box 2520  
Sydney, NSW 2001



041 17584

MR D RANDELL &  
MRS T RANDELL  
8 ST TROPEZ TERRACE  
BUNDALL QLD 4217

1 Shelley Street  
Sydney, NSW 2000

account balance **\$35,077.86**  
as at 30 Jun 22

account name DAVID JAMES RANDELL &  
TRACY LEE RANDELL ATF  
THE RANDELL SUPERANNUATION FUND  
account no. 940369069

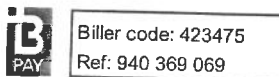
transaction	description	debits	credits	balance
31.12.21	OPENING BALANCE			28,569.14
25.01.22	Funds transfer PURCHASE NIC	16,000.00		12,569.14
31.01.22	Interest MACQUARIE ACCELERATOR INTEREST PAID*		8.45	12,577.59
28.02.22	Interest MACQUARIE ACCELERATOR INTEREST PAID*		3.88	12,581.47
03.03.22	Deposit OURMOBS		10,000.00	22,581.47
03.03.22	Deposit OURMOBS		8,000.00	30,581.47
03.03.22	Funds transfer NIC SPP	30,500.00		81.47
07.03.22	Deposit PRECISION CH PASCH2203020002068		18,750.00	18,831.47
28.03.22	Deposit FROM WRAP.		89,900.00	108,731.47
29.03.22	Deposit FROM WRAP		5,453.00	114,184.47
31.03.22	Interest MACQUARIE ACCELERATOR INTEREST PAID*		13.42	114,197.89

## how to make a transaction

online  
Log in to [www.macquarie.com.au/personal](http://www.macquarie.com.au/personal)

transfers from another bank account  
Transfer funds from another bank to this account:  
BSB 182 500  
ACCOUNT NO. 940369069

deposits using BPay  
From another bank



continued on next



## Macquarie Cash Management Accelerator Account

enquiries 1800 806 310

account name DAVID JAMES RANDELL &  
TRACY LEE RANDELL ATF  
THE RANDELL SUPERANNUATION FUND  
account no. 940369069

	transaction	description	debits	credits	balance
04.04.22	Deposit	FROM WRAP.		2,460.00	116,657.89
08.04.22	Deposit	FROM WRAP.		742.00	117,399.89
12.04.22	Funds transfer	TRANSACT TFR TO 966185001 DAVID JAMES RA	2,000.00		115,399.89
12.04.22	Funds transfer	TRANSACT TFR TO 966185001 DAVID JAMES RA	650.00		114,749.89
19.04.22	Deposit	INTERNAL TRANSFER		165.00	114,914.89
19.04.22	Funds transfer	FOR BSL	32,000.00		82,914.89
29.04.22	Interest	MACQUARIE ACCELERATOR INTEREST PAID*		49.23	82,964.12
02.05.22	Funds transfer	BHP BUY	48,000.00		34,964.12
05.05.22	Deposit	INTERNAL TRANSFER		4,800.00	39,764.12
17.05.22	Funds transfer	TRANSACT TFR TO 966185001 DAVID JAMES RA	2,730.00		37,034.12
20.05.22	Funds transfer	KEEP MINIMUM BALANCE IN CMA	2,000.00		35,034.12
31.05.22	Interest	MACQUARIE ACCELERATOR INTEREST PAID*		21.02	35,055.14
30.06.22	Interest	MACQUARIE ACCELERATOR INTEREST PAID*		22.72	35,077.86
		CLOSING BALANCE AS AT 30 JUN 22	133,880.00	140,388.72	35,077.86

\* Stepped interest rates for the period 1 January to 14 March: balances \$0.00 to \$9,999,999.99 earned 0.40% balances \$10,000,000.00 and above earned 0.20% pa (73 days); 15 March to 16 June: balances \$0.00 to \$9,999,999.99 earned 0.60% balances \$10,000,000.00 and above earned 0.40% pa (94 days); 17 June to 30 June: balances \$0.00 to \$9,999,999.99 earned 1.00% balances \$10,000,000.00 and above earned 0.85% pa (14 days)

continued on next



67

## Macquarie Cash Management Accelerator Account

enquiries 1800 806 310

account name DAVID JAMES RANDELL &  
TRACY LEE RANDELL ATF  
THE RANDELL SUPERANNUATION FUND  
account no. 940369069

Please note the following financial services companies and/or financial advisers have authority on your account.

Name	Authority Type
ORD MINNETT LIMITED /NSW	Limited funds transfer authority
FINCLEAR SERVICES PTY LTD	Enquiry authority
LEEDEN BENJAMIN F ORD MINNETT FINANCIAL PLANNING LTD_	Enquiry authority
WELLS DAVID PRIVATE INVESTMENT MGT	Enquiry authority
WELLS DAVID PRIVATE INVESTMENT MGT	Enquiry authority

### Authority descriptions

Limited funds transfer authority - you authorise the third party to:

- have access to information about your account.
- transfer funds interchangeably between your Macquarie Cash Management Account and your account.

Enquiry authority - you authorise the third party to have access to information about your account.

Please consider carefully who you appoint as a third party authority on your account as we may follow their instructions as if they were yours. It is important that you understand this risk and carefully consider what level of authority you give to them. For more information on third party authority levels search 'Macquarie Help' in your browser to find our Help Centre.

### annual interest summary 2021/2022

INTEREST PAID	178.14
TOTAL INCOME PAID	178.14



Everyday Options Statement - Staff Assisted Plan

13 11 55  
suncorp.com.au

7-4

RANDELL SUPERFUND  
8 ST TROPEZ TERRACE  
BUNDALL QLD 4217

Account Summary

<b>Opening Balance</b>	<b>\$0.13</b>
Total Withdrawals	\$19.17 -
Total Deposits	\$20.00+
<b>Closing Balance</b>	<b>\$0.96</b>

BSB Number	484-799
Account Number	044551770
Statement Period	4/04/2021 - 3/10/2021

Account Details

Account	Opening Balance	Total Deposits	Total Withdrawals	Closing Balance
044551770	0.13	20.00	19.17	0.96
160257907	5,717.31	0.89	3,843.00	1,875.20
<b>Total</b>	<b>\$5,717.44</b>	<b>\$20.89</b>	<b>\$3,862.17</b>	<b>\$1,876.16</b>

Everyday Options Statement - Staff Assisted Plan

044551770

Account Transactions

Date	Transaction Details	Withdrawal	Deposit	Balance
	Opening Balance			0.13
17 May 2021	INTERNET TRANSFER CREDIT FROM 160257907 REF NO 98054502		20.00	20.13
17 May 2021	BPAY DEBIT VIA INTERNET TAX OFFICE PAYMENTS 551007677438225221 REFERENCE NUMBER 75099501	19.17		0.96
	<b>CLOSING BALANCE</b>			<b>0.96</b>

Sub-Account

160257907

Account Transactions

Date	Transaction Details	Withdrawal	Deposit	Balance
	Opening Balance			5,717.31
28 Apr 2021	CREDIT INTEREST		0.25	5,717.56
	<b>BALANCE CARRIED FORWARD</b>			<b>5,717.56</b>



7-2

RANDELL SUPERFUND  
8 ST TROPEZ TERRACE  
BUNDALL QLD 4217

**Account Summary**

<b>Opening Balance</b>	<b>\$0.96</b>
Total Withdrawals	\$6,883.90 -
Total Deposits	\$6,883.01+
<b>Closing Balance</b>	<b>\$0.07</b>

BSB Number	<b>484-799</b>
Account Number	<b>044551770</b>
Statement Period	<b>4/10/2021 - 3/04/2022</b>

**Account Details**

Account	Opening Balance	Total Deposits	Total Withdrawals	Closing Balance
044551770	0.96	6,883.01	6,883.90	0.07
160257907	1,875.20	6,252.43	1,266.00	6,861.63
<b>Total</b>	<b>\$1,876.16</b>	<b>\$13,135.44</b>	<b>\$8,149.90</b>	<b>\$6,861.70</b>

**Everyday Options Statement - Staff Assisted Plan**

044551770

**Account Transactions**

Date	Transaction Details	Withdrawal	Deposit	Balance
	Opening Balance			0.96
3 Nov 2021	DIRECT CREDIT PRECISION CH PASCH2110290003257		6,250.00	6,250.96
5 Nov 2021	INTERNET TRANSFER DEBIT TO 160257907 REFERENCE NO 75887401 2022	6,250.90		0.06
20 Feb 2022	INTERNET TRANSFER CREDIT FROM 160257907 REF NO 94201571		633.00	633.06
20 Feb 2022	BPAY DEBIT VIA INTERNET TAX OFFICE PAYMENTS 161535306079160 REFERENCE NUMBER 82422570	633.00		0.06
3 Apr 2022	CREDIT INTEREST		0.01	0.07
	<b>CLOSING BALANCE</b>			<b>0.07</b>

7-3

RANDELL SUPERFUND  
8 ST TROPEZ TERRACE  
BUNDALL QLD 4217

**Account Summary**

<b>Opening Balance</b>	<b>\$0.07</b>
Total Withdrawals	\$12,000.06 -
Total Deposits	\$12,000.01+
<b>Closing Balance</b>	<b>\$0.02</b>

BSB Number	<b>484-799</b>
Account Number	<b>044551770</b>
Statement Period	<b>4/04/2022 - 3/10/2022</b>

**Account Details**

Account	Opening Balance	Total Deposits	Total Withdrawals	Closing Balance
044551770	0.07	12,000.01	12,000.06	0.02
160257907	6,861.63	12,000.61	2,388.00	16,474.24
<b>Total</b>	<b>\$6,861.70</b>	<b>\$24,000.62</b>	<b>\$14,388.06</b>	<b>\$16,474.26</b>

**Everyday Options Statement - Staff Assisted Plan**


044551770

**Account Transactions**

Date	Transaction Details	Withdrawal	Deposit	Balance
	Opening Balance			0.07
4 Jul 2022	DIRECT CREDIT PRECISION CH PASCH2206290009328		12,000.00	12,000.07
8 Jul 2022	INTERNET TRANSFER DEBIT TO 160257907 REFERENCE NO 22341550	12,000.06		0.01
3 Oct 2022	CREDIT INTEREST		0.01	0.02
	<b>CLOSING BALANCE</b>			<b>0.02</b>

✓✓✓

8.1.



Sub-Account

160257907

Account Transactions Continued

Date	Transaction Details	Withdrawal	Deposit	Balance
	<b>BALANCE BROUGHT FORWARD</b>			<b>5,717.56</b>
17 May 2021	INTERNET TRANSFER DEBIT TO 44551770 REFERENCE NO 98054502	20.00		5,697.56
28 May 2021	CREDIT INTEREST		0.23	5,697.79
7 Jun 2021	INTERNET EXTERNAL TRANSFER TO 064445 010527520 REF NO 46224601 inv 25948	3,190.00		2,507.79
28 Jun 2021	CREDIT INTEREST		0.15	2,507.94
26 Jul 2021	BPAY DEBIT VIA INTERNET TAX OFFICE PAYMENTS REFERENCE NUMBER 21009	633.00		1,874.94
28 Jul 2021	CREDIT INTEREST		0.10	1,875.04
28 Aug 2021	CREDIT INTEREST		0.08	1,875.12
Sep 2021	CREDIT INTEREST		0.08	1,875.20
	<b>CLOSING BALANCE</b>			<b>1,875.20</b>

Summary of Interest, Fees and Charges on this account for period 4 April 2021 - 3 October 2021

uncorp:	This Period	1 July to date	Government:	This Period	1 July to date
Interest Paid	\$0.89	\$0.26	Government Duties/Taxes	\$0.00	
Interest Charged	\$0.00	\$0.00	Withholding Tax	\$0.00	
Bank Fees Charged	\$0.00		<b>Other Financial Institutions:</b>		
			ATM Operator Fee	\$0.00	

**Notes:** Please retain this statement for taxation purposes.


Please check all entries on your statement and notify Suncorp Bank immediately of any errors or omissions. Should you have a query about your account please call 13 11 55. It is important we hold your most up-to-date personal details, please contact us if these have changed.

**Complaints and Feedback**

If we didn't meet your expectations in any way or to lodge a complaint with Suncorp Bank, please contact us on 13 11 55. For information on our complaint processes or to escalate a complaint with us visit [www.suncorp.com.au/contact-us/customer-relations](http://www.suncorp.com.au/contact-us/customer-relations) or lodge your complaint with the Australian Financial Complaints Authority by visiting [www.afca.org.au](http://www.afca.org.au), calling 1800 931 678, emailing [info@afca.org.au](mailto:info@afca.org.au) or sending a letter to GPO Box



82



**Sub-Account**

160257907

**Account Transactions**

Date	Transaction Details	Withdrawal	Deposit	Balance
	Opening Balance			1,875.20
25 Oct 2021	BPAY DEBIT VIA INTERNET	633.00		1,242.20
	TAX OFFICE PAYMENTS 001161535306077760 REFERENCE NUMBER 17009632			
28 Oct 2021	CREDIT INTEREST		0.07	1,242.27
5 Nov 2021	INTERNET TRANSFER CREDIT		6,250.90	7,493.17
	FROM 44551770 REF NO 75887401			
28 Nov 2021	CREDIT INTEREST		0.26	7,493.43
28 Dec 2021	CREDIT INTEREST		0.31	7,493.74
	2022			
28 Jan 2022	CREDIT INTEREST		0.31	7,494.05
20 Feb 2022	INTERNET TRANSFER DEBIT	633.00		6,861.05
	TO 44551770 REFERENCE NO 94201571			
28 Feb 2022	CREDIT INTEREST		0.31	6,861.36
28 Mar 2022	CREDIT INTEREST		0.27	6,861.63
	<b>CLOSING BALANCE</b>			<b>6,861.63</b>

**Summary of Interest, Fees and Charges on this account for period 4 October 2021 - 3 April 2022**


Suncorp:	This Period	1 July to date	Government:	This Period	1 July to date
Interest Paid	\$1.54	\$1.80	Government Duties/Taxes	\$0.00	
Interest Charged	\$0.00	\$0.00	Withholding Tax	\$0.00	
Bank Fees Charged	\$0.00		<b>Other Financial Institutions:</b>		
			ATM Operator Fee	\$0.00	

**Notes:** Please retain this statement for taxation purposes.

Please check all entries on your statement and notify Suncorp Bank immediately of any errors or omissions. Should you have a query about your account please call 13 11 55. It is important we hold your most up-to-date personal details, please contact us if these have changed.

**Complaints and Feedback**

If we didn't meet your expectations in any way or to lodge a complaint with Suncorp Bank, please contact us on 13 11 55. For information on our complaint processes or to escalate a complaint with us visit [www.suncorp.com.au/contact-us/customer-relations](http://www.suncorp.com.au/contact-us/customer-relations) or lodge your complaint with the Australian Financial Complaints Authority by visiting [www.afca.org.au](http://www.afca.org.au), calling 1800 931 678, emailing [info@afca.org.au](mailto:info@afca.org.au) or sending a letter to GPO Box 3, Melbourne VIC 3001.



**Sub-Account**

**160257907**

**Account Transactions**

Date	Transaction Details	Withdrawal	Deposit	Balance
	Opening Balance			6,861.63
25 Apr 2022	BPAY DEBIT VIA INTERNET	633.00		6,228.63
	TAX OFFICE PAYMENTS 161535306079160 REFERENCE NUMBER 32346520			
28 Apr 2022	CREDIT INTEREST		0.07	6,228.70
21 May 2022	BPAY DEBIT VIA INTERNET	633.00		5,595.70
	TAX OFFICE PAYMENTS 161535306079160 REFERENCE NUMBER 23031602			
28 May 2022	CREDIT INTEREST		0.05	5,595.75
28 Jun 2022	BPAY DEBIT VIA INTERNET	1,122.00		4,473.75
	TAX OFFICE PAYMENTS 001161535306077760 REFERENCE NUMBER 33045652			
28 Jun 2022	CREDIT INTEREST		0.05	4,473.80
8 Jul 2022	INTERNET TRANSFER CREDIT FROM 44551770 REF NO 22341550		12,000.06	16,473.86
28 Jul 2022	CREDIT INTEREST		0.10	16,473.96
28 Aug 2022	CREDIT INTEREST		0.14	16,474.10
28 Sep 2022	CREDIT INTEREST		0.14	16,474.24
	<b>CLOSING BALANCE</b>			<b>16,474.24</b>

**Summary of Interest, Fees and Charges on this account for period 4 April 2022 - 3 October 2022**

<b>Suncorp:</b>	This Period	1 July to date	<b>Government:</b>	This Period	1 July to date
Interest Paid	\$0.56	\$0.39	Government Duties/Taxes	\$0.00	
Interest Charged	\$0.00	\$0.00	Withholding Tax	\$0.00	
Bank Fees Charged	\$0.00		<b>Other Financial Institutions:</b>		
			ATM Operator Fee	\$0.00	

**Notes:** Please retain this statement for taxation purposes.

Please check all entries on your statement and notify Suncorp Bank immediately of any errors or omissions. Should you have a query about your account please call 13 11 55. It is important we hold your most up-to-date personal details, please contact us if these have changed.

**Complaints and Feedback**

If we didn't meet your expectations in any way or to lodge a complaint with Suncorp Bank, please contact us on 13 11 55. For information on our complaint processes or to escalate a complaint with us visit [www.suncorp.com.au/contact-us/customer-relations](http://www.suncorp.com.au/contact-us/customer-relations) or lodge your complaint with the Australian Financial Complaints Authority by visiting [www.afca.org.au](http://www.afca.org.au), calling 1800 931 678, emailing [info@afca.org.au](mailto:info@afca.org.au) or sending a letter to GPO Box 3, Melbourne VIC 3001.

# Portfolio Valuation

as at 30 June 2022

**ORD MINNETT**

**Account Name:** DAVID JAMES RANDELL & TRACY LEE RANDELL ATF THE RANDELL SUPERANNUATION FUND

**Account No:** D78405

**Product:** Macquarie Investment Consolidator II - Elevate

**Adviser:** David Wells

Security	Units	Cost (\$)	Average Cost Per Unit (\$)	Market Price (\$)	Market Value (\$)	Portfolio (%)
<b>LISTED SECURITIES</b>						
<b>Australian</b>						
Aurelia Metals Limited (AMI)	85,000	34,799.37	0.41	0.26	21,675.00	1.97%
Australia & New Zealand Banking Group Ltd (ANZ) <sup>B</sup>	3,767	86,353.22	22.92	22.03	82,987.01	7.53%
BHP Group Limited (BHP) <sup>B</sup>	3,600	137,654.58	38.24	41.25	148,500.00	13.47%
BlueScope Steel Limited (BSL)	3,400	69,622.68	20.48	15.90	54,060.00	4.91%
Commonwealth Bank Of Australia (CBA) <sup>B</sup>	721	40,638.10	56.36	90.38	65,163.98	5.91%
Cochlear Limited (COH) <sup>B</sup>	300	16,745.00	55.82	198.70	59,610.00	5.41%
CSL Limited (CSL) <sup>B</sup>	520	39,180.05	75.35	269.06	139,911.20	12.70%
BetaShares Global Energy Co Ccy Hdg ETF (FUEL)	9,850	40,976.41	4.16	5.66	55,751.00	5.06%
iShares S&P 500 AUD Hedged ETF (IHVV) <sup>B</sup>	80	27,614.05	345.18	368.03	29,442.40	2.67%
iShares S&P 500 ETF (IVV) <sup>B</sup>	100	36,658.60	366.59	550.93	55,093.00	5.00%
Nickel Industries Limited (NIC)	36,000	45,234.24	1.26	0.97	35,100.00	3.18%
Rio Tinto Limited (RIO) <sup>B</sup>	490	44,066.78	89.93	102.70	50,323.00	4.57%
Santos Limited (STO)	10,200	69,738.00	6.84	7.42	75,684.00	6.87%
Seven Group Holdings Limited (SVW) <sup>B</sup>	1,950	38,604.81	19.80	16.61	32,389.50	2.94%
Telstra Corporation Limited (TLS) <sup>B</sup>	15,000	52,102.53	3.47	3.85	57,750.00	5.24%
Tyco Payments Limited (TYR)	10,000	35,455.00	3.55	0.60	6,000.00	0.54%
Westpac Banking Corporation (WBC) <sup>B</sup>	3,500	80,219.69	22.92	19.50	68,250.00	6.19%
Woodside Energy Group Ltd (WDS) <sup>B</sup>	1,900	55,778.65	29.36	31.84	60,496.00	5.49%
<b>Total Listed Securities</b>		<b>951,441.76</b>			<b>1,098,186.09</b>	<b>99.65%</b>
<b>DIRECT CASH</b>		<b>951,441.76</b>			<b>1,098,186.09</b>	<b>99.65%</b>

9-1

Security	Units	Cost (\$)	Average Cost Per Unit (\$)	Market Price (\$)	Market Value (\$)	Portfolio (%)
<b>DIRECT CASH</b>						
Wrap Cash Account Cleared (000966185001)		3,886.10			3,886.10	
Wrap Cash Account Uncleared <sup>h</sup>		0.00			0.00	
<b>PENDING SETTLEMENTS<sup>1</sup></b>						
Pending Settlements		0.00			0.00	
<b>Total Direct Cash (including Pending Settlements)</b>		<b>3,886.10</b>			<b>3,886.10</b>	<b>0.35%</b>
<b>Portfolio under Administration</b>		<b>955,327.86</b>			<b>1,102,072.19</b>	<b>100.00%</b>
<b>Total Portfolio</b>		<b>955,327.86</b>			<b>1,102,072.19</b>	<b>100.00%</b>

1 Refer to Available Cash and Pending Transactions report for a breakdown of this amount.

h Refer to Available Cash and Pending Transactions report for the amount of held funds. Refer to Cash Transaction Report for details of uncleared funds.


B The cost/amount invested amount is based on parcel information provided to us at the time of transfer into the service.

**For all enquiries regarding this report please call David Wells on 07 5557 3333.**

Information in this report is provided by Macquarie Investment Management Limited ABN 66 002 867 003 AFSL 237 492 (MIML). While the information in this report is given in good faith and is believed to be reliable and accurate, neither MIML nor any member of the Macquarie Group gives any warranty as to the reliability or accuracy of the information, nor accepts any responsibility for any errors or omissions.

9-2





10.1

## Activity statement 001

### Tax type summary

<b>Income tax year</b>	2022
<b>Period</b>	01 July 2021 - 30 June 2022
<b>Type</b>	Pay as you go Instalments
<b>Balance</b>	\$3,021.00 DR

### Transactions

Processed date	Effective date	Description	Debit (DR)	Credit (CR)	Balance
25/10/2021	28/10/2021	Original Activity Statement for the period ending 30 Sep 21 - PAYG Instalments	\$633.00		\$633.00 DR
11/02/2022	28/02/2022	Original Activity Statement for the period ending 31 Dec 21 - PAYG Instalments	\$633.00		\$1,266.00 DR
25/04/2022	28/04/2022	Original Activity Statement for the period ending 31 Mar 22 - PAYG Instalments	\$633.00		\$1,899.00 DR
12/07/2022	28/07/2022	Original Activity Statement for the period ending 30 Jun 22 - PAYG Instalments	\$1,122.00		\$3,021.00 DR



10-2

## Activity statement 001

Date generated	24/11/2022
Overdue	\$0.00
Not yet due	\$0.00
Balance	\$0.00

## Transactions

13 results found - from 24 November 2020 to 24 November 2022 sorted by processed date ordered newest to oldest

Processed date	Effective date	Description	Debit (DR)	Credit (CR)	Balance
20 Oct 2022	19 Oct 2022	Payment received		\$137.00	\$0.00
19 Oct 2022	28 Oct 2022	Original Activity Statement for the period ending 30 Sep 22 - PAYG Instalments	\$770.00		\$137.00 DR
12 Jul 2022	28 Jul 2022	Original Activity Statement for the period ending 30 Jun 22 - PAYG Instalments	\$1,122.00		\$633.00 CR
29 Jun 2022	28 Jun 2022	Payment received		\$1,122.00	\$1,755.00 CR
24 May 2022	23 May 2022	Payment received		\$633.00	\$633.00 CR
27 Apr 2022	26 Apr 2022	Payment received		\$633.00	\$0.00
25 Apr 2022	28 Apr 2022	Original Activity Statement for the period ending 31 Mar 22 - PAYG Instalments	\$633.00		\$633.00 DR
22 Feb 2022	21 Feb 2022	Payment received		\$633.00	\$0.00
11 Feb 2022	28 Feb 2022	Original Activity Statement for the period ending 31 Dec 21 - PAYG Instalments	\$633.00		\$633.00 DR
26 Oct 2021	25 Oct 2021	Payment received		\$633.00	\$0.00
25 Oct 2021	28 Oct 2021	Original Activity Statement for the period ending 30 Sep 21 - PAYG Instalments	\$633.00		\$633.00 DR
28 Jul 2021	27 Jul 2021	Payment received		\$633.00	\$0.00
12 Jul 2021	28 Jul 2021	Original Activity Statement for the period ending 30 Jun 21 - PAYG Instalments	\$633.00		\$633.00 DR



10.3

## Income tax 551

Date generated	24/11/2022
Overdue	\$0.00
Not yet due	\$0.00
Balance	\$0.00

## Transactions

5 results found - from 24 November 2020 to 24 November 2022 sorted by processed date ordered newest to oldest

Processed date	Effective date	Description	Debit (DR)	Credit (CR)	Balance
13 Apr 2022	12 Apr 2022	Payment received		\$2,649.45	\$0.00
17 Mar 2022	16 May 2022	Tax return Self Man Superfund - Income Tax for the period from 01 Jul 20 to 30 Jun 21	\$2,649.45		\$2,649.45 DR
18 May 2021	17 May 2021	Payment received		\$19.17	\$0.00
8 Apr 2021	17 May 2021	Interest on No-TFN tax offset for the period from 01 Jul 19 to 30 Jun 20		\$148.23	\$19.17 DR
8 Apr 2021	17 May 2021	Tax return Self Man Superfund - Income Tax for the period from 01 Jul 19 to 30 Jun 20	\$167.40		\$167.40 DR