

Compliance Workpapers

**The Trustee for the Johns Superannuation Fund
Financial Year - 2023**



Fund Details

Fund Name	The Trustee for the Johns Superannuation Fund
Contact no	
Financial Year	2023
Established Date	10/09/2008
ABN	69 173 939 475
TFN	*****559
Trustee Type	Individual
Trustees	Thomas Johns Christine Johns
ACN	

Statement of Financial Position

Assets	Qty	2023	2022	Change (\$)	Change (%)	
Investments	0.00	0.00	651,827.11	-651,827.11	100.00	
Colonial First State	0.00	0.00	584,052.95	-584,052.95	100.00	
Vanguard Aus Prop Secs Index Fd	0.00	0.00	26,656.69	-26,656.69	100.00	
Vanguard Aust Fixed Interest Index	0.00	0.00	144,528.56	-144,528.56	100.00	
Vanguard Australian Shares Index	0.00	0.00	118,606.85	-118,606.85	100.00	
Vanguard Int'l Prop Secs Index Fund	0.00	0.00	14,282.43	-14,282.43	100.00	
Vanguard Int'l Shares Index Hedged	0.00	0.00	68,196.57	-68,196.57	100.00	
Vanguard International Shares Index	0.00	0.00	73,122.98	-73,122.98	100.00	
Vanguard Intl Fxd Int Indx Fd Hedge	0.00	0.00	125,259.67	-125,259.67	100.00	
Vngrd Int'l Prop Secs Indx Fd Hdgd	0.00	0.00	13,399.20	-13,399.20	100.00	
Colonial First State - Cash Account	0.00	0.00	67,774.16	-67,774.16	100.00	WP-1 WP-2
Colonial First State - Cash Account	0.00	0.00	67,774.16	-67,774.16	100.00	
Other Assets	0.00	0.00	12,744.80	-12,744.80	100.00	
Bank Accounts	0.00	0.00	6,607.16	-6,607.16	100.00	
Johns Superannuation Fund	0.00	0.00	6,607.16	-6,607.16	100.00	
Income Tax Refundable	0.00	0.00	6,137.64	-6,137.64	100.00	WP-1 WP-2
Income Tax Refundable	0.00	0.00	6,137.64	-6,137.64	100.00	
Total Assets	0.00	0.00	664,571.91	-664,571.91	100.00	

Liabilities	Qty	2023	2022	Change (\$)	Change (%)
PAYG Payable - ATO ICA	0.00	0.00	704.00	-704.00	100.00
PAYG Payable - ATO ICA	0.00	0.00	704.00	-704.00	100.00
Total Liabilities	0.00	0.00	704.00	-704.00	100.00

Member Entitlements	Qty	2023	2022	Change (\$)	Change (%)
Member Entitlements Accounts	0.00	0.00	663,867.91	-663,867.91	100.00
Christine Johns	0.00	0.00	332,199.05	-332,199.05	100.00
Pension (Account Based Pension)	0.00	0.00	332,199.05	-332,199.05	100.00
(Benefits Paid/Transfers Out) Johns, Christine - Pension (Account Based Pension)	0.00	-341,289.30	0.00	-341,289.30	100.00
(Income Tax) Johns, Christine - Pension (Account Based Pension)	0.00	0.08	0.00	0.08	100.00
(Opening Balance) Johns, Christine - Pension (Account Based Pension)	0.00	332,199.05	379,106.86	-46,907.81	12.37
(Pensions Paid) Johns, Christine - Pension (Account Based Pension)	0.00	-10,800.00	-17,216.65	6,416.65	37.27
(Share of Profit/(Loss)) Johns, Christine - Pension (Account Based Pension)	0.00	19,890.17	-29,691.16	49,581.33	166.99
Thomas Johns	0.00	0.00	331,668.86	-331,668.86	100.00
Pension (Account Based Pension)	0.00	0.00	331,668.86	-331,668.86	100.00
(Benefits Paid/Transfers Out) Johns, Thomas - Pension (Account Based Pension)	0.00	-340,722.17	0.00	-340,722.17	100.00
(Income Tax) Johns, Thomas - Pension (Account Based Pension)	0.00	0.07	0.00	0.07	100.00
(Opening Balance) Johns, Thomas - Pension (Account Based Pension)	0.00	331,668.86	378,659.92	-46,991.06	12.41
(Pensions Paid) Johns, Thomas - Pension (Account Based Pension)	0.00	-10,800.00	-17,216.65	6,416.65	37.27
(Share of Profit/(Loss)) Johns, Thomas - Pension (Account Based Pension)	0.00	19,853.24	-29,774.41	49,627.65	166.68
Total Member Entitlements	0.00	0.00	663,867.91	-663,867.91	100.00

Operating Statement

Income	2023	2022	Change (\$)	Change (%)	
Investment Gains	26,284.28	-78,816.74	105,101.01	133.35	
Changes in Market Values of Investments	26,284.28	-78,816.74	105,101.01	133.35	
Investment Income	22,367.81	20,982.94	1,384.87	6.60	WP-1
Interest Received	1,806.64	78.55	1,728.09	2,199.99	
Colonial First State	1,806.64	78.55	1,728.09	2,199.99	
Trust Distributions	20,561.17	20,904.39	-343.22	1.64	
Colonial First State Distributions	20,561.17	20,904.39	-343.22	1.64	
Other Income	7.19	0.00	7.19	100.00	
Interest Received ATO General Interest Charge	7.19	0.00	7.19	100.00	WP-1
Total Income	48,659.28	-57,833.80	106,493.07	184.14	
Expenses	2023	2022	Change (\$)	Change (%)	
Accountancy Fees	3,685.00	1,980.00	1,705.00	86.11	WP-1
Administration Costs	1,358.92	1,175.72	183.20	15.58	
Advisor Fees	2,049.95	301.79	1,748.16	579.26	
ATO Supervisory Levy	777.00	0.00	777.00	100.00	
Auditor's Remuneration	1,045.00	495.00	550.00	111.11	
Member Payments	703,611.47	34,433.30	669,178.17	1,943.40	
Benefits Paid/Transfers Out	682,011.47	0.00	682,011.47	100.00	
Johns, Christine - Pension (Account Based Pension)	341,289.30	0.00	341,289.30	100.00	
Johns, Thomas - Pension (Account Based Pension)	340,722.17	0.00	340,722.17	100.00	

Expenses	2023	2022	Change (\$)	Change (%)
Pensions Paid	21,600.00	34,433.30	-12,833.30	37.27
Johns, Christine - Pension (Account Based Pension)	10,800.00	17,216.65	-6,416.65	37.27
Johns, Thomas - Pension (Account Based Pension)	10,800.00	17,216.65	-6,416.65	37.27
Total Expenses	712,527.34	38,385.81	674,141.53	1,756.23
Income Tax	2023	2022	Change (\$)	Change (%)
Income Tax Expense	0.00	-2,320.74	2,320.74	100.00
Prior Years Under/Over Provision for Income Tax	-0.15	0.00	-0.15	100.00
Total Income Tax	-0.15	-2,320.74	2,320.59	99.99
Net Profit(Loss) Total	-663,867.91	-93,898.87		

Pension Limit

				Current Status : Good to Go Prior Status : N/A	Prepared By : N/A	Reviewed By : N/A
	Account Name	Age	Year To Date	Minimum	Maximum	
Christine Johns						
	Account Based Pension	71	10,800.00	8,300.00	0.00	
Thomas Johns						
	Account Based Pension	72	10,800.00	8,290.00	0.00	

Tax Effective Allocation of Pension Payment (Member Level)

		Current Status : Good to Go Prior Status : N/A	Prepared By : N/A	Reviewed By : N/A
	Account Name	Drawdown To Date	Minimum	Tax Free %
Christine Johns (Age: 71 at 30/06/2023)				
	Account Based Pension	10,800.00	8,300.00	93.10
Thomas Johns (Age: 72 at 30/06/2023)				
	Account Based Pension	10,800.00	8,290.00	91.09

Work Test - Good to Go

Great news! After review there is nothing that requires your attention.

Contribution Cap Limit

		Current Status : Good to Go Prior Status : N/A	Prepared By : N/A	Reviewed By : N/A
Current Year Contributions			Concessional	Non-Concessional
Johns Christine Date of Birth: 21/03/1951 (Age: 71 at 30/06/2023)				
	Caps		27,500.00	110,000.00
	Cumulative available unused cap		102,500.00	0.00
	Maximum cap available		130,000.00	110,000.00
	Contributions made (to this fund)		0.00	0.00
	Contributions made (to other fund)		0.00	0.00
	Contributions as allocated		0.00	0.00
	Amount above caps		0.00	0.00
Johns Thomas Date of Birth: 27/08/1949 (Age: 72 at 30/06/2023)				
	Caps		27,500.00	110,000.00
	Cumulative available unused cap		102,500.00	0.00
	Maximum cap available		130,000.00	110,000.00
	Contributions made (to this fund)		0.00	0.00
	Contributions made (to other fund)		0.00	0.00
	Contributions as allocated		0.00	0.00
	Amount above caps		0.00	0.00

Negative Balance

			Current Status : Good to Go Prior Status : Warning	Prepared By : N/A	Reviewed By : N/A
	Date	Description	Debits	Credits	Balance
Johns Superannuation Fund					
🚩	15/03/2023	Withdrawal - Direct Credit CBA Thomas and Christine Johns	0.00	-1,800.00	-1,007.19
🚩	01/04/2023	Interest - 01-Mar-2023 - 31-Mar-2023	168.47	0.00	-838.72
🚩	04/04/2023	Withdrawal - Administration fee	0.00	-103.67	-942.39
🚩	04/04/2023	Withdrawal - Adviser service fee (\$)	0.00	-170.83	-1,113.22
🚩	12/04/2023	Deposit - Income PRM0010AU	0.82	0.00	-1,112.40
🚩	13/04/2023	Deposit - Income VAN0001AU	370.37	0.00	-742.03
🚩	14/04/2023	Withdrawal - Direct Credit CBA Thomas and Christine Johns	0.00	-1,800.00	-963.60
🚩	17/04/2023	Deposit - Income VAN0003AU	576.15	0.00	-387.45
🚩	01/05/2023	Interest - 01-Apr-2023 - 30-Apr-2023	168.64	0.00	-218.81
🚩	02/05/2023	Withdrawal - Administration fee	0.00	-100.66	-319.47
🚩	02/05/2023	Withdrawal - Adviser service fee (\$)	0.00	-170.83	-490.30
🚩	15/05/2023	Withdrawal - Direct Credit CBA Thomas and Christine Johns	0.00	-1,800.00	-2,290.30
🚩	01/06/2023	Interest - 01-May-2023 - 31-May-2023	180.59	0.00	-2,109.71
🚩	02/06/2023	Withdrawal - Administration fee	0.00	-103.91	-2,213.62
🚩	02/06/2023	Withdrawal - Administration fee	103.91	0.00	-2,109.71
🚩	02/06/2023	Withdrawal - Administration fee	0.00	-103.91	-2,213.62
🚩	02/06/2023	Withdrawal - Adviser service fee (\$)	0.00	-170.84	-2,384.46

				Current Status : Good to Go Prior Status : Warning	Prepared By : N/A	Reviewed By : N/A
🚩	15/06/2023	Withdrawal - Direct Credit CBA Thomas and Christine Johns	0.00	-1,800.00	-4,184.46	
🚩	29/06/2023	Withdrawal - Payment (10616283)	0.00	-30,319.04	-9,730.21	
🚩	29/06/2023	Withdrawal - Administration fee	0.00	-100.59	-9,830.80	
🚩	29/06/2023	Withdrawal - Administration fee	0.00	-55.10	-9,885.90	
🚩	29/06/2023	Wind Up fee	0.00	-550.00	-10,435.90	
🚩	29/06/2023		7,762.16	0.00	-2,673.74	
🚩	30/06/2023	Final Rollout	0.00	-9,699.31	-9,699.31	

Contra Bank Entries

				Current Status : Good to Go Prior Status : Warning		Prepared By : N/A	Reviewed By : N/A
	Date	Description	Debits	Credits	Balance		
Johns Superannuation Fund							
🚩	03/03/2023	Withdrawal - Administration fee	0.00	-92.11	881.62		
🚩	02/06/2023	Withdrawal - Administration fee	0.00	-103.91	-2,213.62		
🚩	02/06/2023	Withdrawal - Administration fee	103.91	0.00	-2,109.71		
🚩	02/06/2023	Withdrawal - Administration fee	0.00	-103.91	-2,213.62		
🚩	29/06/2023	Interest - 01-Jul-2023 - 31-Jul-2023	92.11	0.00	50,858.28		
🚩	30/06/2023	Final Rollout	0.00	-9,699.31	-9,699.31		
🚩	30/06/2023	To record cash transactions	9,699.31	0.00	0.00		

Tax Effective Allocation of Pension Payment (Pension Account Level)

		Current Status : Good to Go Prior Status : Warning	Prepared By : N/A	Reviewed By : N/A
	Account Name	Drawdown To Date	Minimum	Tax Free %
Thomas Johns (Age: 72 at 30/06/2023)				
	Account Based Pension	10,800.00	8,290.00	91.09

Market Value - Not Applicable

The system did not find any data to process.

Preservation Components for Member above 65 - Data Not Available

API data for this observation is not currently available from BGL360.

Lump Sum Payment - Data Not Available

API data for this observation is not currently available from BGL360.

Preservation Components - Data Not Available

API data for this observation is not currently available from BGL360.

Tax Component Verification (Accumulation) - Data Not Available

API data for this observation is not currently available from BGL360.

Tax Component Verification (Pension) - Data Not Available

API data for this observation is not currently available from BGL360.

Income Comparison - Data Not Available

API data for this observation is not currently available from BGL360.

Benefits Paid to Member < 60 - Data Not Available

API data for this observation is not currently available from BGL360.

Retirement Condition - Data Not Available

API data for this observation is not currently available from BGL360.

General Ledger

Date	Description	Quantity	Debits	Credits	Balance
Income / Distributions Received / Colonial First State Distributions					
11/07/2022	Deposit - Income VAN0018AU	0.00	0.00	494.17	494.17
11/07/2022	Deposit - Income VAN0002AU	0.00	0.00	3,777.18	4,271.35
11/07/2022	Deposit - Income VAN0004AU	0.00	0.00	764.83	5,036.18
11/07/2022	Deposit - Income VAN0003AU	0.00	0.00	1,566.61	6,602.79
11/07/2022	Deposit - Income VAN0019AU	0.00	0.00	206.40	6,809.19
11/07/2022	Deposit - Income VAN0103AU	0.00	0.00	981.07	7,790.26
11/10/2022	Deposit - Income VAN0018AU	0.00	0.00	134.40	7,924.66
11/10/2022	Deposit - Income VAN0004AU	0.00	0.00	259.77	8,184.43
11/10/2022	Deposit - Income VAN0002AU	0.00	0.00	2,085.53	10,269.96
11/10/2022	Deposit - Income VAN0001AU	0.00	0.00	336.90	10,606.86
11/10/2022	Deposit - Income VAN0103AU	0.00	0.00	201.65	10,808.51
20/10/2022	Deposit - Income VAN0003AU	0.00	0.00	289.92	11,098.43
11/01/2023	Deposit - Income PRM0010AU	0.00	0.00	0.22	11,098.65
12/01/2023	Deposit - Income VAN0001AU	0.00	0.00	198.31	11,296.96
12/01/2023	Deposit - Income VAN0018AU	0.00	0.00	107.40	11,404.36
12/01/2023	Deposit - Income VAN0003AU	0.00	0.00	423.79	11,828.15
12/01/2023	Deposit - Income VAN0004AU	0.00	0.00	305.38	12,133.53
12/01/2023	Deposit - Income VAN0002AU	0.00	0.00	1,034.25	13,167.78

Date	Description	Quantity	Debits	Credits	Balance
12/01/2023	Deposit - Income VAN0103AU	0.00	0.00	414.63	13,582.41
12/04/2023	Deposit - Income PRM0010AU	0.00	0.00	0.82	13,583.23
13/04/2023	Deposit - Income VAN0001AU	0.00	0.00	370.37	13,953.60
13/04/2023	Deposit - Income VAN0018AU	0.00	0.00	119.50	14,073.10
13/04/2023	Deposit - Income VAN0004AU	0.00	0.00	289.08	14,362.18
13/04/2023	Deposit - Income VAN0002AU	0.00	0.00	795.78	15,157.96
13/04/2023	Deposit - Income VAN0103AU	0.00	0.00	374.07	15,532.03
17/04/2023	Deposit - Income VAN0003AU	0.00	0.00	576.15	16,108.18
29/06/2023	Deposit - Income VAN0103AU	0.00	0.00	522.50	16,630.68
29/06/2023	Deposit - Income VAN0003AU	0.00	0.00	1,812.94	18,443.62
29/06/2023	Deposit - Income VAN0004AU	0.00	0.00	384.80	18,828.42
29/06/2023	Deposit - Income VAN0018AU	0.00	0.00	102.49	18,930.91
29/06/2023	Deposit - Income VAN0002AU	0.00	0.00	1,240.44	20,171.35
29/06/2023	Deposit - Income VAN0001AU	0.00	0.00	388.61	20,559.96
29/06/2023	Deposit - Income PRM0010AU	0.00	0.00	1.21	20,561.17
Income / Changes in Market Values of Investments / Changes in Market Values of Investments					
28/06/2023	Revaluation - 28/06/2023 @ \$2.993000 (Exit) - 28,741.473060 Units on hand (VAN0003AU)	0.00	0.00	12,738.64	12,738.64
28/06/2023	Revaluation - 28/06/2023 @ \$1.030300 (Exit) - 142,448.120500 Units on hand (VAN0001AU)	0.00	0.00	1,904.81	14,643.45

Date	Description	Quantity	Debits	Credits	Balance
28/06/2023	Revaluation - 28/06/2023 @ \$0.951900 (Exit) - 13,871.915900 Units on hand (VAN0018AU)	0.00	1,104.68	0.00	13,538.77
28/06/2023	Revaluation - 28/06/2023 @ \$0.936100 (Exit) - 129,364.175340 Units on hand (VAN0103AU)	0.00	4,400.44	0.00	9,138.33
28/06/2023	Revaluation - 28/06/2023 @ \$0.869100 (Exit) - 30,883.598130 Units on hand (VAN0004AU)	0.00	0.00	138.09	9,276.42
28/06/2023	Revaluation - 28/06/2023 @ \$0.684600 (Exit) - 17,881.066560 Units on hand (VAN0019AU)	0.00	1,184.75	0.00	8,091.67
28/06/2023	Revaluation - 28/06/2023 @ \$1.049200 (Exit) - 148.185290 Units on hand (PRM0010AU)	0.00	0.00	1.56	8,093.23
28/06/2023	Revaluation - 28/06/2023 @ \$0.944800 (Exit) - 83,325.110780 Units on hand (VAN0105AU)	0.00	0.00	10,367.38	18,460.61
28/06/2023	Revaluation - 28/06/2023 @ \$2.495300 (Exit) - 50,872.041850 Units on hand (VAN0002AU)	0.00	0.00	8,095.59	26,556.20
29/06/2023	In specie rollover (PRM0010AU)	0.00	30,651.67	0.00	4,095.47
29/06/2023	Unrealised Gain writeback as at 29/06/2023 (VAN0001AU)	0.00	0.00	17,242.81	13,147.34
29/06/2023	Unrealised Gain writeback as at 29/06/2023 (VAN0003AU)	0.00	10,662.12	0.00	2,485.22
29/06/2023	Unrealised Gain writeback as at 29/06/2023 (VAN0018AU)	0.00	0.00	1,730.66	4,215.88
29/06/2023	Unrealised Gain writeback as at 29/06/2023 (VAN0103AU)	0.00	0.00	15,294.26	19,510.14
29/06/2023	Unrealised Gain writeback as at 29/06/2023 (VAN0004AU)	0.00	0.00	3,753.38	23,263.52
29/06/2023	Unrealised Gain writeback as at 29/06/2023 (VAN0019AU)	0.00	0.00	2,240.86	25,504.38

Date	Description	Quantity	Debits	Credits	Balance
29/06/2023	Unrealised Gain writeback as at 29/06/2023 (PRM0010AU)	0.00	1.56	0.00	25,502.82
29/06/2023	Unrealised Gain writeback as at 29/06/2023 (VAN0002AU)	0.00	0.00	2,120.25	27,623.07
29/06/2023	Unrealised Gain writeback as at 29/06/2023 (VAN0105AU)	0.00	1,338.79	0.00	26,284.28
Income / Interest Received / Colonial First State					
01/07/2022	Interest - 01-Jun-2022 - 30-Jun-2022	0.00	0.00	24.58	24.58
01/08/2022	Interest - 01-Jul-2022 - 31-Jul-2022	0.00	0.00	59.68	84.26
01/09/2022	Interest - 01-Aug-2022 - 31-Aug-2022	0.00	0.00	94.82	179.08
01/10/2022	Interest - 01-Sep-2022 - 30-Sep-2022	0.00	0.00	119.32	298.40
01/11/2022	Interest - 01-Oct-2022 - 31-Oct-2022	0.00	0.00	145.13	443.53
01/12/2022	Interest - 01-Nov-2022 - 30-Nov-2022	0.00	0.00	132.02	575.55
01/01/2023	Interest - 01-Dec-2022 - 31-Dec-2022	0.00	0.00	146.59	722.14
01/02/2023	Interest - 01-Jan-2023 - 31-Jan-2023	0.00	0.00	147.60	869.74
01/03/2023	Interest - 01-Feb-2023 - 28-Feb-2023	0.00	0.00	140.93	1,010.67
01/04/2023	Interest - 01-Mar-2023 - 31-Mar-2023	0.00	0.00	168.47	1,179.14
01/05/2023	Interest - 01-Apr-2023 - 30-Apr-2023	0.00	0.00	168.64	1,347.78
01/06/2023	Interest - 01-May-2023 - 31-May-2023	0.00	0.00	180.59	1,528.37
29/06/2023	Interest - 01-Jun-2023 - 30-Jun-2023	0.00	0.00	186.16	1,714.53
29/06/2023	Interest - 01-Jul-2023 - 31-Jul-2023	0.00	0.00	92.11	1,806.64
Income / Interest Received ATO General Interest Charge / Interest Received ATO General Interest Charge					

Date	Description	Quantity	Debits	Credits	Balance
10/11/2022	Deposit - Credit Contribution(10056495) [FY2021 Income tax]	0.00	0.00	7.19	7.19
Expenses / Accountancy Fees / Accountancy Fees					
07/11/2022	Withdrawal - SMSF Tax Return 2021	0.00	2,310.00	0.00	2,310.00
29/06/2023	Wind Up fee	0.00	550.00	0.00	2,860.00
29/06/2023	2022 Accountancy and Admin Fees	0.00	825.00	0.00	3,685.00
Expenses / Administration Costs / Administration Costs					
04/07/2022	Withdrawal - Administration fee	0.00	95.69	0.00	95.69
02/08/2022	Withdrawal - Administration fee	0.00	101.26	0.00	196.95
02/09/2022	Withdrawal - Administration fee	0.00	101.61	0.00	298.56
04/10/2022	Withdrawal - Administration fee	0.00	96.56	0.00	395.12
03/11/2022	Withdrawal - Administration fee	0.00	101.79	0.00	496.91
02/12/2022	Withdrawal - Administration fee	0.00	100.39	0.00	597.30
04/01/2023	Withdrawal - Administration fee	0.00	102.75	0.00	700.05
02/02/2023	Withdrawal - Administration fee	0.00	102.83	0.00	802.88
03/03/2023	Withdrawal - Administration fee	0.00	92.11	0.00	894.99
04/04/2023	Withdrawal - Administration fee	0.00	103.67	0.00	998.66
02/05/2023	Withdrawal - Administration fee	0.00	100.66	0.00	1,099.32
02/06/2023	Withdrawal - Administration fee	0.00	103.91	0.00	1,203.23
29/06/2023	Withdrawal - Administration fee	0.00	55.10	0.00	1,258.33

Date	Description	Quantity	Debits	Credits	Balance
29/06/2023	Withdrawal - Administration fee	0.00	100.59	0.00	1,358.92
Expenses / ATO Supervisory Levy / ATO Supervisory Levy					
10/11/2022	Deposit - Credit Contribution(10056495) [FY2021 Income tax]	0.00	259.00	0.00	259.00
08/03/2023	Deposit - Credit Contribution(10315905) [FY20 Income tax]	0.00	259.00	0.00	518.00
29/06/2023	Income Tax Refund	0.00	259.00	0.00	777.00
Expenses / Auditor's Remuneration / Auditor's Remuneration					
07/11/2022	Withdrawal - SMSF Audit 2021	0.00	715.00	0.00	715.00
29/06/2023	2022 Accountancy and Admin Fees	0.00	330.00	0.00	1,045.00
Expenses / Advisor Fees / Advisor Fees					
04/07/2022	Withdrawal - Adviser service fee (\$)	0.00	170.82	0.00	170.82
02/08/2022	Withdrawal - Adviser service fee (\$)	0.00	170.82	0.00	341.64
02/09/2022	Withdrawal - Adviser service fee (\$)	0.00	170.84	0.00	512.48
04/10/2022	Withdrawal - Adviser service fee (\$)	0.00	170.83	0.00	683.31
03/11/2022	Withdrawal - Adviser service fee (\$)	0.00	170.83	0.00	854.14
02/12/2022	Withdrawal - Adviser service fee (\$)	0.00	170.83	0.00	1,024.97
04/01/2023	Withdrawal - Adviser service fee (\$)	0.00	170.83	0.00	1,195.80
02/02/2023	Withdrawal - Adviser service fee (\$)	0.00	170.83	0.00	1,366.63
03/03/2023	Withdrawal - Adviser service fee (\$)	0.00	170.82	0.00	1,537.45
04/04/2023	Withdrawal - Adviser service fee (\$)	0.00	170.83	0.00	1,708.28

Date	Description	Quantity	Debits	Credits	Balance
02/05/2023	Withdrawal - Adviser service fee (\$)	0.00	170.83	0.00	1,879.11
02/06/2023	Withdrawal - Adviser service fee (\$)	0.00	170.84	0.00	2,049.95
Expenses / Pensions Paid / (Pensions Paid) Johns, Christine - Pension (Account Based Pension)					
15/07/2022	Withdrawal - Direct Credit CBA Thomas and Christine Johns	0.00	900.00	0.00	900.00
15/08/2022	Withdrawal - Direct Credit CBA Thomas and Christine Johns	0.00	900.00	0.00	1,800.00
15/09/2022	Withdrawal - Direct Credit CBA Thomas and Christine Johns	0.00	900.00	0.00	2,700.00
14/10/2022	Withdrawal - Direct Credit CBA Thomas and Christine Johns	0.00	900.00	0.00	3,600.00
15/11/2022	Withdrawal - Direct Credit CBA Thomas and Christine Johns	0.00	900.00	0.00	4,500.00
15/12/2022	Withdrawal - Direct Credit CBA Thomas and Christine Johns	0.00	900.00	0.00	5,400.00
13/01/2023	Withdrawal - Direct Credit CBA Thomas and Christine Johns	0.00	900.00	0.00	6,300.00
15/02/2023	Withdrawal - Direct Credit CBA Thomas and Christine Johns	0.00	900.00	0.00	7,200.00
15/03/2023	Withdrawal - Direct Credit CBA Thomas and Christine Johns	0.00	900.00	0.00	8,100.00
14/04/2023	Withdrawal - Direct Credit CBA Thomas and Christine Johns	0.00	900.00	0.00	9,000.00
15/05/2023	Withdrawal - Direct Credit CBA Thomas and Christine Johns	0.00	900.00	0.00	9,900.00
15/06/2023	Withdrawal - Direct Credit CBA Thomas and Christine Johns	0.00	900.00	0.00	10,800.00

Date	Description	Quantity	Debits	Credits	Balance
Expenses / Pensions Paid / (Pensions Paid) Johns, Thomas - Pension (Account Based Pension)					
15/07/2022	Withdrawal - Direct Credit CBA Thomas and Christine Johns	0.00	900.00	0.00	900.00
15/08/2022	Withdrawal - Direct Credit CBA Thomas and Christine Johns	0.00	900.00	0.00	1,800.00
15/09/2022	Withdrawal - Direct Credit CBA Thomas and Christine Johns	0.00	900.00	0.00	2,700.00
14/10/2022	Withdrawal - Direct Credit CBA Thomas and Christine Johns	0.00	900.00	0.00	3,600.00
15/11/2022	Withdrawal - Direct Credit CBA Thomas and Christine Johns	0.00	900.00	0.00	4,500.00
15/12/2022	Withdrawal - Direct Credit CBA Thomas and Christine Johns	0.00	900.00	0.00	5,400.00
13/01/2023	Withdrawal - Direct Credit CBA Thomas and Christine Johns	0.00	900.00	0.00	6,300.00
15/02/2023	Withdrawal - Direct Credit CBA Thomas and Christine Johns	0.00	900.00	0.00	7,200.00
15/03/2023	Withdrawal - Direct Credit CBA Thomas and Christine Johns	0.00	900.00	0.00	8,100.00
14/04/2023	Withdrawal - Direct Credit CBA Thomas and Christine Johns	0.00	900.00	0.00	9,000.00
15/05/2023	Withdrawal - Direct Credit CBA Thomas and Christine Johns	0.00	900.00	0.00	9,900.00
15/06/2023	Withdrawal - Direct Credit CBA Thomas and Christine Johns	0.00	900.00	0.00	10,800.00
Expenses / Benefits Paid/Transfers Out / (Benefits Paid/Transfers Out) Johns, Christine - Pension (Account Based Pension)					
29/06/2023	Withdrawal - Payment (10616283)	0.00	30,319.04	0.00	30,319.04

Date	Description	Quantity	Debits	Credits	Balance
29/06/2023	In specie rollover	0.00	306,105.92	0.00	336,424.96
30/06/2023	Final Rollout	0.00	4,864.34	0.00	341,289.30
Expenses / Benefits Paid/Transfers Out / (Benefits Paid/Transfers Out) Johns, Thomas - Pension (Account Based Pension)					
29/06/2023	Withdrawal - Payment (10616214)	0.00	30,270.66	0.00	30,270.66
29/06/2023	In specie rollover	0.00	305,616.54	0.00	335,887.20
30/06/2023	Final Rollout	0.00	4,834.97	0.00	340,722.17
Income Tax / Prior Years Under/Over Provision for Income Tax / Prior Years Under/Over Provision for Income Tax					
10/11/2022	Deposit - Credit Contribution(10056495) [FY2021 Income tax]	0.00	0.00	0.15	0.15
Income Tax / Profit/Loss Allocation Account / Profit/Loss Allocation Account					
15/07/2022	System Member Journals	0.00	0.00	900.00	900.00
15/07/2022	System Member Journals	0.00	0.00	900.00	1,800.00
15/08/2022	System Member Journals	0.00	0.00	900.00	2,700.00
15/08/2022	System Member Journals	0.00	0.00	900.00	3,600.00
15/09/2022	System Member Journals	0.00	0.00	900.00	4,500.00
15/09/2022	System Member Journals	0.00	0.00	900.00	5,400.00
14/10/2022	System Member Journals	0.00	0.00	900.00	6,300.00
14/10/2022	System Member Journals	0.00	0.00	900.00	7,200.00
15/11/2022	System Member Journals	0.00	0.00	900.00	8,100.00
15/11/2022	System Member Journals	0.00	0.00	900.00	9,000.00

Date	Description	Quantity	Debits	Credits	Balance
15/12/2022	System Member Journals	0.00	0.00	900.00	9,900.00
15/12/2022	System Member Journals	0.00	0.00	900.00	10,800.00
13/01/2023	System Member Journals	0.00	0.00	900.00	11,700.00
13/01/2023	System Member Journals	0.00	0.00	900.00	12,600.00
15/02/2023	System Member Journals	0.00	0.00	900.00	13,500.00
15/02/2023	System Member Journals	0.00	0.00	900.00	14,400.00
15/03/2023	System Member Journals	0.00	0.00	900.00	15,300.00
15/03/2023	System Member Journals	0.00	0.00	900.00	16,200.00
14/04/2023	System Member Journals	0.00	0.00	900.00	17,100.00
14/04/2023	System Member Journals	0.00	0.00	900.00	18,000.00
15/05/2023	System Member Journals	0.00	0.00	900.00	18,900.00
15/05/2023	System Member Journals	0.00	0.00	900.00	19,800.00
15/06/2023	System Member Journals	0.00	0.00	900.00	20,700.00
15/06/2023	System Member Journals	0.00	0.00	900.00	21,600.00
28/06/2023	Create Entries - Profit/Loss Allocation - 28/06/2023	0.00	18,686.92	0.00	2,913.08
28/06/2023	Create Entries - Profit/Loss Allocation - 28/06/2023	0.00	18,716.84	0.00	15,803.76
28/06/2023	Create Entries - Income Tax Expense Allocation - 28/06/2023	0.00	0.07	0.00	15,803.83
28/06/2023	Create Entries - Income Tax Expense Allocation - 28/06/2023	0.00	0.08	0.00	15,803.91

Date	Description	Quantity	Debits	Credits	Balance
29/06/2023	System Member Journals	0.00	0.00	306,105.92	290,302.01
29/06/2023	System Member Journals	0.00	0.00	305,616.54	595,918.55
29/06/2023	System Member Journals	0.00	0.00	30,270.66	626,189.21
29/06/2023	System Member Journals	0.00	0.00	30,319.04	656,508.25
29/06/2023	Create Entries - Profit/Loss Allocation - 29/06/2023	0.00	1,166.32	0.00	655,341.93
29/06/2023	Create Entries - Profit/Loss Allocation - 29/06/2023	0.00	1,173.33	0.00	654,168.60
30/06/2023	System Member Journals	0.00	0.00	4,864.34	659,032.94
30/06/2023	System Member Journals	0.00	0.00	4,834.97	663,867.91
Member Entitlements / Opening Balance / (Opening Balance) Johns, Christine - Pension (Account Based Pension)					
01/07/2022	Opening Balance	0.00	0.00	0.00	379,106.86
01/07/2022	Close Period Journal	0.00	46,907.81	0.00	332,199.05
Member Entitlements / Opening Balance / (Opening Balance) Johns, Thomas - Pension (Account Based Pension)					
01/07/2022	Opening Balance	0.00	0.00	0.00	378,659.92
01/07/2022	Close Period Journal	0.00	46,991.06	0.00	331,668.86
Member Entitlements / Share of Profit/(Loss) / (Share of Profit/(Loss)) Johns, Christine - Pension (Account Based Pension)					
01/07/2022	Opening Balance	0.00	0.00	0.00	29,691.16
01/07/2022	Close Period Journal	0.00	0.00	29,691.16	0.00
28/06/2023	Create Entries - Profit/Loss Allocation - 28/06/2023	0.00	0.00	18,716.84	18,716.84

Date	Description	Quantity	Debits	Credits	Balance
29/06/2023	Create Entries - Profit/Loss Allocation - 29/06/2023	0.00	0.00	1,173.33	19,890.17
Member Entitlements / Share of Profit/(Loss) / (Share of Profit/(Loss)) Johns, Thomas - Pension (Account Based Pension)					
01/07/2022	Opening Balance	0.00	0.00	0.00	29,774.41
01/07/2022	Close Period Journal	0.00	0.00	29,774.41	0.00
28/06/2023	Create Entries - Profit/Loss Allocation - 28/06/2023	0.00	0.00	18,686.92	18,686.92
29/06/2023	Create Entries - Profit/Loss Allocation - 29/06/2023	0.00	0.00	1,166.32	19,853.24
Member Entitlements / Income Tax / (Income Tax) Johns, Christine - Pension (Account Based Pension)					
28/06/2023	Create Entries - Income Tax Expense Allocation - 28/06/2023	0.00	0.00	0.08	0.08
Member Entitlements / Income Tax / (Income Tax) Johns, Thomas - Pension (Account Based Pension)					
28/06/2023	Create Entries - Income Tax Expense Allocation - 28/06/2023	0.00	0.00	0.07	0.07
Member Entitlements / Pensions Paid / (Pensions Paid) Johns, Christine - Pension (Account Based Pension)					
01/07/2022	Opening Balance	0.00	0.00	0.00	17,216.65
01/07/2022	Close Period Journal	0.00	0.00	17,216.65	0.00
15/07/2022	System Member Journals	0.00	900.00	0.00	900.00
15/08/2022	System Member Journals	0.00	900.00	0.00	1,800.00
15/09/2022	System Member Journals	0.00	900.00	0.00	2,700.00
14/10/2022	System Member Journals	0.00	900.00	0.00	3,600.00
15/11/2022	System Member Journals	0.00	900.00	0.00	4,500.00

Date	Description	Quantity	Debits	Credits	Balance
15/12/2022	System Member Journals	0.00	900.00	0.00	5,400.00
13/01/2023	System Member Journals	0.00	900.00	0.00	6,300.00
15/02/2023	System Member Journals	0.00	900.00	0.00	7,200.00
15/03/2023	System Member Journals	0.00	900.00	0.00	8,100.00
14/04/2023	System Member Journals	0.00	900.00	0.00	9,000.00
15/05/2023	System Member Journals	0.00	900.00	0.00	9,900.00
15/06/2023	System Member Journals	0.00	900.00	0.00	10,800.00
Member Entitlements / Pensions Paid / (Pensions Paid) Johns, Thomas - Pension (Account Based Pension)					
01/07/2022	Opening Balance	0.00	0.00	0.00	17,216.65
01/07/2022	Close Period Journal	0.00	0.00	17,216.65	0.00
15/07/2022	System Member Journals	0.00	900.00	0.00	900.00
15/08/2022	System Member Journals	0.00	900.00	0.00	1,800.00
15/09/2022	System Member Journals	0.00	900.00	0.00	2,700.00
14/10/2022	System Member Journals	0.00	900.00	0.00	3,600.00
15/11/2022	System Member Journals	0.00	900.00	0.00	4,500.00
15/12/2022	System Member Journals	0.00	900.00	0.00	5,400.00
13/01/2023	System Member Journals	0.00	900.00	0.00	6,300.00
15/02/2023	System Member Journals	0.00	900.00	0.00	7,200.00
15/03/2023	System Member Journals	0.00	900.00	0.00	8,100.00
14/04/2023	System Member Journals	0.00	900.00	0.00	9,000.00

Date	Description	Quantity	Debits	Credits	Balance
15/05/2023	System Member Journals	0.00	900.00	0.00	9,900.00
15/06/2023	System Member Journals	0.00	900.00	0.00	10,800.00
Member Entitlements / Benefits Paid/Transfers Out / (Benefits Paid/Transfers Out) Johns, Christine - Pension (Account Based Pension)					
29/06/2023	System Member Journals	0.00	306,105.92	0.00	306,105.92
29/06/2023	System Member Journals	0.00	30,319.04	0.00	336,424.96
30/06/2023	System Member Journals	0.00	4,864.34	0.00	341,289.30
Member Entitlements / Benefits Paid/Transfers Out / (Benefits Paid/Transfers Out) Johns, Thomas - Pension (Account Based Pension)					
29/06/2023	System Member Journals	0.00	305,616.54	0.00	305,616.54
29/06/2023	System Member Journals	0.00	30,270.66	0.00	335,887.20
30/06/2023	System Member Journals	0.00	4,834.97	0.00	340,722.17
Other Assets / Bank Accounts / Johns Superannuation Fund					
01/07/2022	Opening Balance	0.00	0.00	0.00	6,607.16
01/07/2022	Interest - 01-Jun-2022 - 30-Jun-2022	0.00	24.58	0.00	6,631.74
04/07/2022	Withdrawal - Administration fee	0.00	0.00	95.69	6,536.05
04/07/2022	Withdrawal - Adviser service fee (\$)	0.00	0.00	170.82	6,365.23
11/07/2022	Deposit - Income VAN0018AU	0.00	494.17	0.00	6,859.40
11/07/2022	Deposit - Income VAN0002AU	0.00	3,777.18	0.00	10,636.58
11/07/2022	Deposit - Income VAN0019AU	0.00	206.40	0.00	10,842.98
11/07/2022	Deposit - Income VAN0103AU	0.00	981.07	0.00	11,824.05
11/07/2022	Deposit - Income VAN0004AU	0.00	764.83	0.00	12,588.88

Date	Description	Quantity	Debits	Credits	Balance
11/07/2022	Deposit - Income VAN0003AU	0.00	1,566.61	0.00	14,155.49
15/07/2022	Withdrawal - Direct Credit CBA Thomas and Christine Johns	0.00	0.00	1,800.00	12,355.49
01/08/2022	Interest - 01-Jul-2022 - 31-Jul-2022	0.00	59.68	0.00	12,415.17
02/08/2022	Withdrawal - Administration fee	0.00	0.00	101.26	12,313.91
02/08/2022	Withdrawal - Adviser service fee (\$)	0.00	0.00	170.82	12,143.09
15/08/2022	Withdrawal - Direct Credit CBA Thomas and Christine Johns	0.00	0.00	1,800.00	10,343.09
22/08/2022	Withdrawal - ATO Installment	0.00	0.00	704.00	9,639.09
01/09/2022	Interest - 01-Aug-2022 - 31-Aug-2022	0.00	94.82	0.00	9,733.91
02/09/2022	Withdrawal - Administration fee	0.00	0.00	101.61	9,632.30
02/09/2022	Withdrawal - Adviser service fee (\$)	0.00	0.00	170.84	9,461.46
15/09/2022	Withdrawal - Direct Credit CBA Thomas and Christine Johns	0.00	0.00	1,800.00	7,661.46
01/10/2022	Interest - 01-Sep-2022 - 30-Sep-2022	0.00	119.32	0.00	7,780.78
04/10/2022	Withdrawal - Administration fee	0.00	0.00	96.56	7,684.22
04/10/2022	Withdrawal - Adviser service fee (\$)	0.00	0.00	170.83	7,513.39
11/10/2022	Deposit - Income VAN0103AU	0.00	201.65	0.00	7,715.04
11/10/2022	Deposit - Income VAN0018AU	0.00	134.40	0.00	7,849.44
11/10/2022	Deposit - Income VAN0004AU	0.00	259.77	0.00	8,109.21
11/10/2022	Deposit - Income VAN0002AU	0.00	2,085.53	0.00	10,194.74
11/10/2022	Deposit - Income VAN0001AU	0.00	336.90	0.00	10,531.64

Date	Description	Quantity	Debits	Credits	Balance
14/10/2022	Withdrawal - Direct Credit CBA Thomas and Christine Johns	0.00	0.00	1,800.00	8,731.64
20/10/2022	Deposit - Income VAN0003AU	0.00	289.92	0.00	9,021.56
01/11/2022	Interest - 01-Oct-2022 - 31-Oct-2022	0.00	145.13	0.00	9,166.69
03/11/2022	Withdrawal - Administration fee	0.00	0.00	101.79	9,064.90
03/11/2022	Withdrawal - Adviser service fee (\$)	0.00	0.00	170.83	8,894.07
07/11/2022	Withdrawal - SMSF Audit 2021	0.00	0.00	715.00	8,179.07
07/11/2022	Withdrawal - SMSF Tax Return 2021	0.00	0.00	2,310.00	5,869.07
10/11/2022	Deposit - Credit Contribution(10056495) [FY2021 Income tax]	0.00	719.64	0.00	6,588.71
11/11/2022	Withdrawal - Investor batched managed fund buy	0.00	0.00	647.64	5,941.07
15/11/2022	Withdrawal - Direct Credit CBA Thomas and Christine Johns	0.00	0.00	1,800.00	4,141.07
01/12/2022	Interest - 01-Nov-2022 - 30-Nov-2022	0.00	132.02	0.00	4,273.09
02/12/2022	Withdrawal - Administration fee	0.00	0.00	100.39	4,172.70
02/12/2022	Withdrawal - Adviser service fee (\$)	0.00	0.00	170.83	4,001.87
15/12/2022	Withdrawal - Direct Credit CBA Thomas and Christine Johns	0.00	0.00	1,800.00	2,201.87
01/01/2023	Interest - 01-Dec-2022 - 31-Dec-2022	0.00	146.59	0.00	2,348.46
04/01/2023	Withdrawal - Administration fee	0.00	0.00	102.75	2,245.71
04/01/2023	Withdrawal - Adviser service fee (\$)	0.00	0.00	170.83	2,074.88
11/01/2023	Deposit - Income PRM0010AU	0.00	0.22	0.00	2,075.10

Date	Description	Quantity	Debits	Credits	Balance
12/01/2023	Deposit - Income VAN0001AU	0.00	198.31	0.00	2,273.41
12/01/2023	Deposit - Income VAN0103AU	0.00	414.63	0.00	2,688.04
12/01/2023	Deposit - Income VAN0018AU	0.00	107.40	0.00	2,795.44
12/01/2023	Deposit - Income VAN0003AU	0.00	423.79	0.00	3,219.23
12/01/2023	Deposit - Income VAN0004AU	0.00	305.38	0.00	3,524.61
12/01/2023	Deposit - Income VAN0002AU	0.00	1,034.25	0.00	4,558.86
13/01/2023	Withdrawal - Direct Credit CBA Thomas and Christine Johns	0.00	0.00	1,800.00	2,758.86
01/02/2023	Interest - 01-Jan-2023 - 31-Jan-2023	0.00	147.60	0.00	2,906.46
02/02/2023	Withdrawal - Administration fee	0.00	0.00	102.83	2,803.63
02/02/2023	Withdrawal - Adviser service fee (\$)	0.00	0.00	170.83	2,632.80
15/02/2023	Withdrawal - Direct Credit CBA Thomas and Christine Johns	0.00	0.00	1,800.00	832.80
01/03/2023	Interest - 01-Feb-2023 - 28-Feb-2023	0.00	140.93	0.00	973.73
03/03/2023	Withdrawal - Administration fee	0.00	0.00	92.11	881.62
03/03/2023	Withdrawal - Adviser service fee (\$)	0.00	0.00	170.82	710.80
08/03/2023	Deposit - Credit Contribution(10315905) [FY20 Income tax]	0.00	819.60	0.00	1,530.40
09/03/2023	Withdrawal - Investor batched managed fund buy	0.00	0.00	737.59	792.81
15/03/2023	Withdrawal - Direct Credit CBA Thomas and Christine Johns	0.00	0.00	1,800.00	1,007.19
01/04/2023	Interest - 01-Mar-2023 - 31-Mar-2023	0.00	168.47	0.00	838.72

Date	Description	Quantity	Debits	Credits	Balance
04/04/2023	Withdrawal - Administration fee	0.00	0.00	103.67	942.39
04/04/2023	Withdrawal - Adviser service fee (\$)	0.00	0.00	170.83	1,113.22
12/04/2023	Deposit - Income PRM0010AU	0.00	0.82	0.00	1,112.40
13/04/2023	Deposit - Income VAN0001AU	0.00	370.37	0.00	742.03
13/04/2023	Deposit - Income VAN0002AU	0.00	795.78	0.00	53.75
13/04/2023	Deposit - Income VAN0103AU	0.00	374.07	0.00	427.82
13/04/2023	Deposit - Income VAN0018AU	0.00	119.50	0.00	547.32
13/04/2023	Deposit - Income VAN0004AU	0.00	289.08	0.00	836.40
14/04/2023	Withdrawal - Direct Credit CBA Thomas and Christine Johns	0.00	0.00	1,800.00	963.60
17/04/2023	Deposit - Income VAN0003AU	0.00	576.15	0.00	387.45
01/05/2023	Interest - 01-Apr-2023 - 30-Apr-2023	0.00	168.64	0.00	218.81
02/05/2023	Withdrawal - Administration fee	0.00	0.00	100.66	319.47
02/05/2023	Withdrawal - Adviser service fee (\$)	0.00	0.00	170.83	490.30
15/05/2023	Withdrawal - Direct Credit CBA Thomas and Christine Johns	0.00	0.00	1,800.00	2,290.30
01/06/2023	Interest - 01-May-2023 - 31-May-2023	0.00	180.59	0.00	2,109.71
02/06/2023	Withdrawal - Administration fee	0.00	0.00	103.91	2,213.62
02/06/2023	Withdrawal - Administration fee	0.00	103.91	0.00	2,109.71
02/06/2023	Withdrawal - Administration fee	0.00	0.00	103.91	2,213.62
02/06/2023	Withdrawal - Adviser service fee (\$)	0.00	0.00	170.84	2,384.46

Date	Description	Quantity	Debits	Credits	Balance
15/06/2023	Withdrawal - Direct Credit CBA Thomas and Christine Johns	0.00	0.00	1,800.00	4,184.46
28/06/2023	To record the cash transactions	0.00	4,184.46	0.00	0.00
29/06/2023	To record cash transactions	0.00	46,128.23	0.00	46,128.23
29/06/2023	Interest - 01-Jun-2023 - 30-Jun-2023	0.00	186.16	0.00	46,314.39
29/06/2023	Deposit - Income VAN0001AU	0.00	388.61	0.00	46,703.00
29/06/2023	Deposit - Income VAN0002AU	0.00	1,240.44	0.00	47,943.44
29/06/2023	Deposit - Income VAN0018AU	0.00	102.49	0.00	48,045.93
29/06/2023	Deposit - Income VAN0004AU	0.00	384.80	0.00	48,430.73
29/06/2023	Deposit - Income VAN0003AU	0.00	1,812.94	0.00	50,243.67
29/06/2023	Deposit - Income VAN0103AU	0.00	522.50	0.00	50,766.17
29/06/2023	Interest - 01-Jul-2023 - 31-Jul-2023	0.00	92.11	0.00	50,858.28
29/06/2023	Deposit - Income PRM0010AU	0.00	1.21	0.00	50,859.49
29/06/2023	Withdrawal - Payment (10616214)	0.00	0.00	30,270.66	20,588.83
29/06/2023	Withdrawal - Payment (10616283)	0.00	0.00	30,319.04	9,730.21
29/06/2023	Withdrawal - Administration fee	0.00	0.00	100.59	9,830.80
29/06/2023	Withdrawal - Administration fee	0.00	0.00	55.10	9,885.90
29/06/2023	Wind Up fee	0.00	0.00	550.00	10,435.90
29/06/2023		0.00	7,762.16	0.00	2,673.74
29/06/2023	Income Tax Refund	0.00	3,828.74	0.00	1,155.00

Date	Description	Quantity	Debits	Credits	Balance
29/06/2023	2022 Accountancy and Admin Fees	0.00	0.00	1,155.00	0.00
30/06/2023	Final Rollout	0.00	0.00	9,699.31	9,699.31
30/06/2023	To record cash transactions	0.00	9,699.31	0.00	0.00
Investments / Colonial First State / MCTDF					
11/11/2022	Withdrawal - Investor batched managed fund buy	69.56	71.96	0.00	71.96
09/03/2023	Withdrawal - Investor batched managed fund buy	78.63	81.96	0.00	153.92
28/06/2023	Revaluation - 28/06/2023 @ \$1.049200 (Exit) - 148.185290 Units on hand	0.00	1.56	0.00	155.48
29/06/2023	In specie rollover	-148.19	0.00	153.92	1.56
29/06/2023	Unrealised Gain writeback as at 29/06/2023	0.00	0.00	1.56	0.00
Investments / Colonial First State / Vanguard Aust Fixed Interest Index					
01/07/2022	Opening Balance	142,126.62	0.00	0.00	144,528.56
11/11/2022	Withdrawal - Investor batched managed fund buy	151.92	154.72	0.00	144,683.28
09/03/2023	Withdrawal - Investor batched managed fund buy	169.58	176.21	0.00	144,859.49
28/06/2023	Revaluation - 28/06/2023 @ \$1.030300 (Exit) - 142,448.120500 Units on hand	0.00	1,904.81	0.00	146,764.30
29/06/2023	In specie rollover	-142,448.12	0.00	164,007.11	17,242.81
29/06/2023	Unrealised Gain writeback as at 29/06/2023	0.00	17,242.81	0.00	0.00
Investments / Colonial First State / Vanguard Australian Shares Index					

Date	Description	Quantity	Debits	Credits	Balance
01/07/2022	Opening Balance	50,775.65	0.00	0.00	118,606.85
11/11/2022	Withdrawal - Investor batched managed fund buy	45.21	111.54	0.00	118,718.39
09/03/2023	Withdrawal - Investor batched managed fund buy	51.18	127.03	0.00	118,845.42
28/06/2023	Revaluation - 28/06/2023 @ \$2.495300 (Exit) - 50,872.041850 Units on hand	0.00	8,095.59	0.00	126,941.01
29/06/2023	In specie rollover	-50,872.04	0.00	129,061.26	2,120.25
29/06/2023	Unrealised Gain writeback as at 29/06/2023	0.00	2,120.25	0.00	0.00
Investments / Colonial First State / Vanguard International Shares Index					
01/07/2022	Opening Balance	28,681.30	0.00	0.00	73,122.98
11/11/2022	Withdrawal - Investor batched managed fund buy	28.31	75.56	0.00	73,198.54
09/03/2023	Withdrawal - Investor batched managed fund buy	31.86	86.05	0.00	73,284.59
28/06/2023	Revaluation - 28/06/2023 @ \$2.993000 (Exit) - 28,741.473060 Units on hand	0.00	12,738.64	0.00	86,023.23
29/06/2023	In specie rollover	-28,741.47	0.00	75,361.11	10,662.12
29/06/2023	Unrealised Gain writeback as at 29/06/2023	0.00	0.00	10,662.12	0.00
Investments / Colonial First State / Vanguard Aus Prop Secs Index Fd					
01/07/2022	Opening Balance	30,831.24	0.00	0.00	26,656.69
11/11/2022	Withdrawal - Investor batched managed fund buy	24.84	21.58	0.00	26,678.27
09/03/2023	Withdrawal - Investor batched managed fund buy	27.52	24.58	0.00	26,702.85

Date	Description	Quantity	Debits	Credits	Balance
28/06/2023	Revaluation - 28/06/2023 @ \$0.869100 (Exit) - 30,883.598130 Units on hand	0.00	138.09	0.00	26,840.94
29/06/2023	In specie rollover	-30,883.60	0.00	30,594.32	3,753.38
29/06/2023	Unrealised Gain writeback as at 29/06/2023	0.00	3,753.38	0.00	0.00
Investments / Colonial First State / Vanguard Int'l Prop Secs Index Fund					
01/07/2022	Opening Balance	13,843.59	0.00	0.00	14,282.43
11/11/2022	Withdrawal - Investor batched managed fund buy	13.11	12.59	0.00	14,295.02
09/03/2023	Withdrawal - Investor batched managed fund buy	15.22	14.34	0.00	14,309.36
28/06/2023	Revaluation - 28/06/2023 @ \$0.951900 (Exit) - 13,871.915900 Units on hand	0.00	0.00	1,104.68	13,204.68
29/06/2023	In specie rollover	-13,871.92	0.00	14,935.34	1,730.66
29/06/2023	Unrealised Gain writeback as at 29/06/2023	0.00	1,730.66	0.00	0.00
Investments / Colonial First State / Vngrd Int'l Prop Secs Indx Fd Hdgd					
01/07/2022	Opening Balance	17,841.81	0.00	0.00	13,399.20
11/11/2022	Withdrawal - Investor batched managed fund buy	17.99	12.59	0.00	13,411.79
09/03/2023	Withdrawal - Investor batched managed fund buy	21.27	14.34	0.00	13,426.13
28/06/2023	Revaluation - 28/06/2023 @ \$0.684600 (Exit) - 17,881.066560 Units on hand	0.00	0.00	1,184.75	12,241.38
29/06/2023	In specie rollover	-17,881.07	0.00	14,482.24	2,240.86
29/06/2023	Unrealised Gain writeback as at 29/06/2023	0.00	2,240.86	0.00	0.00

Date	Description	Quantity	Debits	Credits	Balance
Investments / Colonial First State / Vanguard Intl Fxd Int Indx Fd Hedge					
01/07/2022	Opening Balance	129,107.06	0.00	0.00	125,259.67
11/11/2022	Withdrawal - Investor batched managed fund buy	120.31	111.54	0.00	125,371.21
09/03/2023	Withdrawal - Investor batched managed fund buy	136.80	127.03	0.00	125,498.24
28/06/2023	Revaluation - 28/06/2023 @ \$0.936100 (Exit) - 129,364.175340 Units on hand	0.00	0.00	4,400.44	121,097.80
29/06/2023	In specie rollover	-129,364.18	0.00	136,392.06	15,294.26
29/06/2023	Unrealised Gain writeback as at 29/06/2023	0.00	15,294.26	0.00	0.00
Investments / Colonial First State / Vanguard Int'l Shares Index Hedged					
01/07/2022	Opening Balance	83,136.14	0.00	0.00	68,196.57
11/11/2022	Withdrawal - Investor batched managed fund buy	88.04	75.56	0.00	68,272.13
09/03/2023	Withdrawal - Investor batched managed fund buy	100.93	86.05	0.00	68,358.18
28/06/2023	Revaluation - 28/06/2023 @ \$0.944800 (Exit) - 83,325.110780 Units on hand	0.00	10,367.38	0.00	78,725.56
29/06/2023	In specie rollover	-83,325.11	0.00	77,386.77	1,338.79
29/06/2023	Unrealised Gain writeback as at 29/06/2023	0.00	0.00	1,338.79	0.00
Investments / Colonial First State - Cash Account / Colonial First State - Cash Account					
01/07/2022	Opening Balance	0.00	0.00	0.00	67,774.16
28/06/2023	To record the cash transactions	0.00	0.00	4,184.46	63,589.70

Date	Description	Quantity	Debits	Credits	Balance
29/06/2023	To record cash transactions	0.00	0.00	46,128.23	17,461.47
29/06/2023		0.00	0.00	7,762.16	9,699.31
30/06/2023	To record cash transactions	0.00	0.00	9,699.31	0.00
Liabilities / Income Tax Payable/Refundable / Income Tax Payable/Refundable					
01/07/2022	Opening Balance	0.00	0.00	0.00	6,137.64
10/11/2022	Deposit - Credit Contribution(10056495) [FY2021 Income tax]	0.00	0.00	1,330.45	4,807.19
10/11/2022	Deposit - Credit Contribution(10056495) [FY2021 Income tax]	0.00	359.15	0.00	5,166.34
08/03/2023	Deposit - Credit Contribution(10315905) [FY20 Income tax]	0.00	0.00	1,078.60	4,087.74
29/06/2023	Income Tax Refund	0.00	0.00	3,728.74	359.00
29/06/2023	Income Tax Refund	0.00	0.00	359.00	0.00
Liabilities / PAYG Payable - ATO ICA / PAYG Payable - ATO ICA					
01/07/2022	Opening Balance	0.00	0.00	0.00	704.00
22/08/2022	Withdrawal - ATO Installment	0.00	704.00	0.00	0.00

Permanent Documents

[OCR_ATO Trustee Declaration.pdf](#)

[OCR_20221006_Trustee consent form CR Johns - signed .pdf](#)

[OCR_20221006_Trustee consent form TJD Johns - signed .pdf](#)

Portfolio Valuation

Johns



As at 24 May 2023 your portfolio balance is **\$674,953.27**

Nicholls Wealth Management Pty Ltd | Wealth IQ Group Pty Ltd

Thomas & Christine Ruth Johns ATF Johns Superannuation Fund

Investment	Units	Unit price	Value	Income accrued	% of portfolio
FirstWrap Plus Investments-SMSF (9285301)					
Cash Account			\$65,483.86	\$0.00	9.70%
Mutual Cash (MCTDF) A (PRM0010AU)	148.186050	\$1.044870	\$154.84	\$0.00	0.02%
Vanguard Australian Fixed Interest Index (VAN0001AU)	142,448.119970	\$1.043600	\$148,658.86	\$0.00	22.03%
Vanguard International Fxd Intr Idx Hdg (VAN0103AU)	129,364.183700	\$0.931800	\$120,541.55	\$0.00	17.86%
Vanguard Australian Shares Index (VAN0002AU)	50,872.037050	\$2.518200	\$128,105.96	\$0.00	18.98%
Vanguard International Shares Index (VAN0003AU)	28,741.467280	\$2.887100	\$82,979.49	\$0.00	12.29%
Vanguard International Shrs Idx Hdg AUD (VAN0105AU)	83,325.108680	\$0.917400	\$76,442.45	\$0.00	11.33%
Vanguard Australian Property Secs Idx (VAN0004AU)	30,883.598580	\$0.888700	\$27,446.25	\$0.00	4.07%
Vanguard International Property Secs Idx (VAN0018AU)	13,871.921840	\$0.937700	\$13,007.70	\$0.00	1.93%
Vanguard International Prpty Secs IdxHdg (VAN0019AU)	17,881.074440	\$0.678500	\$12,132.31	\$0.00	1.80%
Total for FirstWrap Plus Investments-SMSF (9285301)			\$674,953.27	\$0.00	
Total for Thomas & Christine Ruth Johns ATF Johns Superannuation Fund			\$674,953.27	\$0.00	
Total for portfolio			\$674,953.27	\$0.00	

Portfolio Valuation

Johns



As at 24 May 2023 your portfolio balance is **\$674,953.27**

Information about this report

Notes

The Portfolio Valuation report excludes any 'unfilled share trades' and 'pending managed fund sell orders' if settlement details are not known at the date of this report. All pending transactions and unsettled trades are indicative only.

Prices are the latest available prices for the selected report date. Ex-distribution prices are used where available and when the associated income amount has been processed. Where income has not yet been processed, or an ex-distribution price is not available, a cum-distribution price is used.

Managed fund unit prices are generally provided by Morningstar Australasia Pty Ltd, ABN 95 090 665 544.

Australian listed security share prices are generally provided by the ASX Limited, ABN 98 008 624 691.

The value displayed for joint accounts is the total value of the account.

Income Accrued is the income accrued on an investment but not physically received in the account as at the report date.

If you are a participant in one or more dividend or distribution reinvestment plans (DRPs), your participation in each DRP (including the treatment of any residual amounts which have not been applied to acquire additional securities) is governed by the rules of that DRP as set by the issuer of the applicable securities from time to time. Any residual amounts that you may be entitled to upon ceasing to participate in a DRP are not included in your account balance.

Report criteria

The Portfolio Valuation report includes the following accounts:

- FirstWrap Plus Investments-SMSF (9285301)

Disclaimer

Avanteos Investments Limited ABN 20 096 259 979, AFSL 245531 (AIL) is the trustee of the 'Avanteos Superannuation Trust' ABN 38 876 896 681 and issuer of FirstWrap Plus Super and Pension and FirstWrap Super and Pension (closed to new investors 28 March 2011). Colonial First State Investments Limited ABN 98 002 348 352, AFSL 232468 (CFSIL) is the Investor Directed Portfolio Service (IDPS) operator and custodian of 'Avanteos Wrap Account Service' which include the FirstWrap Plus Investments and FirstWrap Investments (closed to new investors 28 March 2011).

While all care has been taken in preparing the information contained in this report (using reliable and accurate sources) to the extent permitted by law, neither AIL, CFSIL nor any related parties, their employees or directors, accept responsibility for any loss suffered by any person arising from reliance on this information.

Past performance is not a reliable indicator of future performance. Information provided in this report does not constitute personal, financial or taxation advice and does not take into account the individual objectives, financial situation, needs or tax circumstances of any individual. Investors should read the relevant Product Disclosure Statement or IDPS Guide and consult with their adviser before making any investment decisions.

For the IDPS, only the information displayed at the end of each quarter of the financial year will be considered by the auditor in preparing its annual report.

The annuity products issued by Challenger Life Company Limited ABN 44 072 486 938, AFSL 234670 and AIA Australia Limited ABN 79 004 837 861, AFSL 230043 (AIA Australia) are accessible via the FirstWrap Platform (Platform Annuity Products). AIA Australia is part of the AIA Group. Challenger and AIA Australia have each appointed Colonial First State Investments Limited ABN 98 002 348 352, AFSL 232468 (CFSIL) to perform platform administration services only in relation to the annuity products and is not issuing, selling, guaranteeing, underwriting, providing custody services, or any other function in relation to the Platform Annuity Products.

Any 'Account balance' displayed on this site in relation to annuities represents the Funds under Advice (FUA) value (for Challenger annuities only) or the Purchase value (for AIA annuities only). The FUA or Purchase values are calculated as at the latest valuation available from Challenger or AIA Australia and are indicative only. They are not withdrawal values.

Investors should read the relevant annuity product PDS and policy wording before making an investment decision and consider talking to an adviser. Annuity product PDSs are available from Challenger or AIA Australia, or through an adviser.

Johns

Nicholls Wealth Management Pty Ltd
Wealth IQ Group Pty Ltd

Thomas & Christine Ruth Johns ATF Johns Superannuation Fund

	Opening balance	Cash flows	Closing balance	Change in Market Value	Income Received	Income Accrued	Period Return	Compound returns			Since invested
								1 Year	3 Years	5 Years	
FirstWrap Plus Investments-SMSF (9285301)	\$650,643.55	(\$17,153.35)	\$674,953.27	\$31,821.97	\$9,641.12	\$0.00	6.43%	2.63%	-	-	0.39%
Total balance for Thomas & Christine Ruth Johns ATF Johns Superannuation Fund	\$650,643.55	(\$17,153.35)	\$674,953.27	\$31,821.97	\$9,641.12	\$0.00	6.43%	2.63%	-	-	0.39%
Total balance	\$650,643.55	(\$17,153.35)	\$674,953.27	\$31,821.97	\$9,641.12	\$0.00	6.43%	2.63%	-	-	0.39%

Notes

Period Return is the return on your portfolio using the Internal Rate of Return calculation. This calculation weighs transactions in and out of your portfolio for when they occurred to more accurately reflect the impact of timing of the transaction on your return. Returns are annualised for periods of 12 months or greater and de-annualised for periods less than 12 months.

*** in a return column indicates that insufficient data was available to calculate an accurate return or that the return has exceeded 1000%.

^ in a Compound returns or Since invested column indicates the return has been calculated from data for a period spanning less than 12 months and that the return has been de-annualised.

Returns on investments within your account are influenced by many factors, including timing of certain transactions during the reporting period.

Ex-distribution prices are used to calculate opening and closing balances when available and when the associated income amount has been processed. Where the income has not yet been processed or an ex-distribution price is not available, a cum-distribution price is used.

Cash flows is the net amount of transactions over the report period. Total cash flows exclude any income received by investments during the period.

Change in Market Value is equal to Closing Balance less (Opening Balance plus cash flows plus Income Received).

Income Received is the income accrued and credited to your portfolio during the reporting period selected.

Income Accrued is the income accrued on your portfolio during the reporting period but not physically received within the reporting period.

For performance of individual investments within your portfolio, refer to the Investment Performance report.

Managed fund unit prices are generally provided by Morningstar Australasia Pty Ltd, ABN 95 090 665 544.

Australian listed security share prices are generally provided by the ASX Limited, ABN 98 008 624 691.

Report criteria

* The return shown on this report is the return before fees, taxes and insurance premiums (where applicable)

Disclaimer

Avanteos Investments Limited ABN 20 096 259 979, AFSL 245531 (AIL) is the trustee of the 'Avanteos Superannuation Trust' ABN 38 876 896 681 and issuer of FirstWrap Plus Super and Pension and FirstWrap Super and Pension (closed to new investors 28 March 2011). Colonial First State Investments Limited ABN 98 002 348 352, AFSL 232468 (CFSIL) is the Investor Directed Portfolio Service (IDPS) operator and custodian of 'Avanteos Wrap Account Service' which include the FirstWrap Plus Investments and FirstWrap Investments (closed to new investors 28 March 2011).

While all care has been taken in preparing the information contained in this report (using reliable and accurate sources) to the extent permitted by law, neither AIL, CFSIL nor any related parties, their employees or directors, accept responsibility for any loss suffered by any person arising from reliance on this information.

Past performance is not a reliable indicator of future performance. Information provided in this report does not constitute personal, financial or taxation advice and does not take into account the individual objectives, financial situation, needs or tax circumstances of any individual. Investors should read the relevant Product Disclosure Statement or IDPS Guide and consult with their adviser before making any investment decisions.

For the IDPS, only the information displayed at the end of each quarter of the financial year will be considered by the auditor in preparing its annual report.

The annuity products issued by Challenger Life Company Limited ABN 44 072 486 938, AFSL 234670 and AIA Australia Limited ABN 79 004 837 861, AFSL 230043 (AIA Australia) are accessible via the FirstWrap Platform (Platform Annuity Products). AIA Australia is part of the AIA Group. Challenger and AIA Australia have each appointed Colonial First State Investments Limited ABN 98 002 348 352, AFSL 232468 (CFSIL) to perform platform administration services only in relation to the annuity products and is not issuing, selling, guaranteeing, underwriting, providing custody services, or any other function in relation to the Platform Annuity Products.

Any 'Account balance' displayed on this site in relation to annuities represents the Funds under Advice (FUA) value (for Challenger annuities only) or the Purchase value (for AIA annuities only). The FUA or Purchase values are calculated as at the latest valuation available from Challenger or AIA Australia and are indicative only. They are not withdrawal values.

Investors should read the relevant annuity product PDS and policy wording before making an investment decision and consider talking to an adviser. Annuity product PDSs are available from Challenger or AIA Australia, or through an adviser.

Johns

Nicholls Wealth Management Pty Ltd
Wealth IQ Group Pty Ltd

Thomas & Christine Ruth Johns ATF Johns Superannuation Fund

	Opening balance	Cash flows	Closing balance	Change in Market Value	Income Received	Income Accrued	Period Return	Compound returns			Since invested
								1 Year	3 Years	5 Years	
FirstWrap Plus Investments-SMSF (9285301)											
Cash											
Cash Account	\$74,381.32	(\$10,220.66)	\$65,483.86	\$0.00	\$1,323.20	\$0.00	1.84%	1.89%	-	-	1.01%
Managed Funds - Cash and deposits											
Mutual Cash (MCTDF) A	\$0.00	\$153.92	\$154.84	\$0.92	\$1.04	\$0.00	1.89%	-	-	-	0.11%
Managed Funds - Australian fixed interest											
Vanguard Australian Fixed Interest Index	\$144,528.56	\$330.93	\$148,658.86	\$3,799.37	\$905.58	\$0.00	3.26%	1.51%	-	-	(3.43%)
Managed Funds - Diversified fixed interest											
Vanguard International Fxd Intr Idx Hdg	\$124,278.46	\$238.57	\$120,541.55	(\$3,975.48)	\$990.35	\$0.00	(2.41%)	(4.34%)	-	-	(5.12%)
Managed Funds - Australian share											
Vanguard Australian Shares Index	\$114,829.14	\$238.57	\$128,105.96	\$13,038.26	\$3,915.56	\$0.00	15.00%	5.44%	-	-	5.25%
Managed Funds - Global share											
Vanguard International Shares Index	\$71,556.98	\$161.61	\$82,979.49	\$11,260.90	\$1,289.86	\$0.00	17.63%	15.05%	-	-	9.14%
Vanguard International Shrs Idx Hdg AUD	\$68,196.57	\$161.61	\$76,442.45	\$8,084.27	\$0.00	\$0.00	11.84%	7.13%	-	-	1.88%
Managed Funds - Australian property and infrastructure											
Vanguard Australian Property Secs Idx	\$25,892.08	\$46.16	\$27,446.25	\$1,508.02	\$854.23	\$0.00	9.23%	(0.57%)	-	-	0.13%
Managed Funds - Global property and infrastructure											
Vanguard International Property Secs Idx	\$13,788.21	\$26.93	\$13,007.70	(\$807.44)	\$361.30	\$0.00	(3.27%)	(7.62%)	-	-	(0.51%)
Vanguard International Prpty Secs IdxHdg	\$13,192.23	\$26.93	\$12,132.31	(\$1,086.85)	\$0.00	\$0.00	(8.23%)	(14.02%)	-	-	(7.57%)
Pending transactions											
Unsettled Trades	\$0.00	\$0.00	\$0.00	\$0.00	\$0.00	\$0.00	-	-	-	-	-

Thomas & Christine Ruth Johns ATF Johns Superannuation Fund

	Opening balance	Cash flows	Closing balance	Change in Market Value	Income Received	Income Accrued	Period Return	Compound returns			Since invested
								1 Year	3 Years	5 Years	
FirstWrap Plus Investments-SMSF (9285301)											
Sub Total											
Total - FirstWrap Plus Investments-SMSF (9285301)	\$650,643.55	(\$17,153.35)	\$674,953.27	\$31,821.97	\$9,641.12	\$0.00	6.43%	2.63%	-	-	0.39%

Notes

Period Return is the return on your portfolio using the Internal Rate of Return calculation. This calculation weighs transactions in and out of your portfolio for when they occurred to more accurately reflect the impact of timing of the transaction on your return. Returns are annualised for periods of 12 months or greater and de-annualised for periods less than 12 months.

*** in a return column indicates that insufficient data was available to calculate an accurate return or that the return has exceeded 1000%.

^ in a Compound returns or Since invested column indicates the return has been calculated from data for a period spanning less than 12 months and that the return has been de-annualised.

Returns on investments within your account are influenced by many factors, including timing of certain transactions during the reporting period.

Ex-distribution prices are used to calculate opening and closing balances when available and when the associated income amount has been processed. Where the income has not yet been processed or an ex-distribution price is not available, a cum-distribution price is used.

Cash flows is the net amount of transactions over the report period. Investment income received during the period is excluded from the Cash flow column total and sub-total lines.

Change in Market Value is equal to Closing Balance less (Opening Balance plus cash flows plus Income Received).

Income Received is the income accrued and credited to your portfolio during the reporting period selected.

Income Accrued is the income accrued on an investment during the reporting period selected but not physically received within the reporting period.

Managed fund unit prices are generally provided by Morningstar Australasia Pty Ltd, ABN 95 090 665 544.

Australian listed security share prices are generally provided by the ASX Limited, ABN 98 008 624 691.

Disclaimer

Avanteos Investments Limited ABN 20 096 259 979, AFSL 245531 (AIL) is the trustee of the 'Avanteos Superannuation Trust' ABN 38 876 896 681 and issuer of FirstWrap Plus Super and Pension and FirstWrap Super and Pension (closed to new investors 28 March 2011). Colonial First State Investments Limited ABN 98 002 348 352, AFSL 232468 (CFSIL) is the Investor Directed Portfolio Service (IDPS) operator and custodian of 'Avanteos Wrap Account Service' which include the FirstWrap Plus Investments and FirstWrap Investments (closed to new investors 28 March 2011).

While all care has been taken in preparing the information contained in this report (using reliable and accurate sources) to the extent permitted by law, neither AIL, CFSIL nor any related parties, their employees or directors, accept responsibility for any loss suffered by any person arising from reliance on this information.

Past performance is not a reliable indicator of future performance. Information provided in this report does not constitute personal, financial or taxation advice and does not take into account the individual objectives, financial situation, needs or tax circumstances of any individual. Investors should read the relevant Product Disclosure Statement or IDPS Guide and consult with their adviser before making any investment decisions.

For the IDPS, only the information displayed at the end of each quarter of the financial year will be considered by the auditor in preparing its annual report.

The annuity products issued by Challenger Life Company Limited ABN 44 072 486 938, AFSL 234670 and AIA Australia Limited ABN 79 004 837 861, AFSL 230043 (AIA Australia) are accessible via the FirstWrap Platform (Platform Annuity Products). AIA Australia is part of the AIA Group. Challenger and AIA Australia have each appointed Colonial First State Investments Limited ABN 98 002 348 352, AFSL 232468 (CFSIL) to perform platform administration services only in relation to the annuity products and is not issuing, selling, guaranteeing, underwriting, providing custody services, or any other function in relation to the Platform Annuity Products.

Any 'Account balance' displayed on this site in relation to annuities represents the Funds under Advice (FUA) value (for Challenger annuities only) or the Purchase value (for AIA annuities only). The FUA or Purchase values are calculated as at the latest valuation available from Challenger or AIA Australia and are indicative only. They are not withdrawal values.

Investors should read the relevant annuity product PDS and policy wording before making an investment decision and consider talking to an adviser. Annuity product PDSs are available from Challenger or AIA Australia, or through an adviser.

Johns

Nicholls Wealth Management Pty Ltd
Wealth IQ Group Pty Ltd

Thomas & Christine Ruth Johns ATF Johns Superannuation Fund

Date		Description	Units	Value	Cost base			Capital gain method			
Initial	Trade				Adjusted	Reduced	Indexed	Indexation	Discount	Other	Capital loss
FirstWrap Plus Investments-SMSF (9285301)											
Managed Funds - Cash and deposits											
Mutual Cash (MCTDF) A (PRM0010AU)											
14-Nov-22	14-Nov-22	Purchase	69.5592	\$71.96	\$71.96	-	-	-	-	\$0.72	-
10-Mar-23	10-Mar-23	Purchase	78.6268	\$81.96	\$81.96	-	-	-	-	\$0.20	-
24-May-23	24-May-23	Unrealised Disposal	148.1860	\$154.84							
Managed Funds - Australian fixed interest											
Vanguard Australian Fixed Interest Index (VAN0001AU)											
12-May-21	12-May-21	Purchase	137,736.9939	\$159,100.00	-	\$158,166.33	-	-	-	-	(\$14,424.00)
29-Apr-22	29-Apr-22	Purchase	4,389.6220	\$4,576.18	\$4,549.07	-	-	-	\$31.94	-	-
14-Nov-22	14-Nov-22	Purchase	151.9246	\$154.72	\$154.72	-	-	-	-	\$3.83	-
10-Mar-23	10-Mar-23	Purchase	169.5794	\$176.21	\$176.21	-	-	-	-	\$0.76	-
24-May-23	24-May-23	Unrealised Disposal	142,448.1200	\$148,658.86							
Managed Funds - Diversified fixed interest											
Vanguard International Fxd Intr Idx Hdg (VAN0103AU)											
12-May-21	12-May-21	Purchase	107,346.7479	\$114,700.00	-	\$113,635.48	-	-	-	-	(\$13,609.78)
02-May-22	02-May-22	Purchase	21,760.3131	\$21,453.49	-	\$21,243.17	-	-	-	-	(\$966.91)
14-Nov-22	14-Nov-22	Purchase	120.3106	\$111.54	\$111.54	-	-	-	-	\$0.57	-
10-Mar-23	10-Mar-23	Purchase	136.8121	\$127.03	\$127.03	-	-	-	-	\$0.45	-
24-May-23	24-May-23	Unrealised Disposal	129,364.1837	\$120,541.55							
Managed Funds - Australian share											
Vanguard Australian Shares Index (VAN0002AU)											
12-May-21	12-May-21	Purchase	45,425.7425	\$114,700.00	-	\$115,001.56	-	-	-	-	(\$610.46)
29-Apr-22	29-Apr-22	Purchase	5,349.9095	\$14,122.69	-	\$14,154.62	-	-	-	-	(\$682.48)
14-Nov-22	14-Nov-22	Purchase	45.2128	\$111.54	\$111.54	-	-	-	-	\$2.31	-
10-Mar-23	10-Mar-23	Purchase	51.1722	\$127.03	\$127.03	-	-	-	-	\$1.83	-
24-May-23	24-May-23	Unrealised Disposal	50,872.0370	\$128,105.96							

Thomas & Christine Ruth Johns ATF Johns Superannuation Fund

Date		Description	Units	Value	Cost base			Capital gain method			
Initial	Trade				Adjusted	Reduced	Indexed	Indexation	Discount	Other	Capital loss
FirstWrap Plus Investments-SMSF (9285301)											
Managed Funds - Global share											
Vanguard International Shares Index (VAN0003AU)											
12-May-21	12-May-21	Purchase	28,681.3013	\$75,199.50	\$76,103.97	-	-	-	\$6,701.81	-	-
14-Nov-22	14-Nov-22	Purchase	28.3145	\$75.56	\$75.56	-	-	-	-	\$6.19	-
10-Mar-23	10-Mar-23	Purchase	31.8515	\$86.05	\$86.05	-	-	-	-	\$5.91	-
24-May-23	24-May-23	Unrealised Disposal	28,741.4673	\$82,979.49							
Vanguard International Shrs Idx Hdg AUD (VAN0105AU)											
12-May-21	12-May-21	Purchase	83,136.1374	\$77,225.16	-	\$77,796.96	-	-	-	-	(\$1,527.87)
14-Nov-22	14-Nov-22	Purchase	88.0447	\$75.56	\$75.56	-	-	-	-	\$5.21	-
10-Mar-23	10-Mar-23	Purchase	100.9266	\$86.05	\$86.05	-	-	-	-	\$6.54	-
24-May-23	24-May-23	Unrealised Disposal	83,325.1087	\$76,442.45							
Managed Funds - Australian property and infrastructure											
Vanguard Australian Property Secs Idx (VAN0004AU)											
12-May-21	12-May-21	Purchase	22,922.0444	\$22,200.00	-	\$22,231.33	-	-	-	-	(\$1,860.51)
29-Apr-22	29-Apr-22	Purchase	7,909.1992	\$8,348.16	-	\$8,345.39	-	-	-	-	(\$1,316.49)
14-Nov-22	14-Nov-22	Purchase	24.8360	\$21.58	\$21.58	-	-	-	-	\$0.49	-
10-Mar-23	10-Mar-23	Purchase	27.5190	\$24.58	-	\$24.58	-	-	-	-	(\$0.12)
24-May-23	24-May-23	Unrealised Disposal	30,883.5986	\$27,446.25							
Managed Funds - Global property and infrastructure											
Vanguard International Property Secs Idx (VAN0018AU)											
12-May-21	12-May-21	Purchase	12,145.9368	\$12,950.00	-	\$12,970.26	-	-	-	-	(\$1,581.02)
29-Apr-22	29-Apr-22	Purchase	1,697.6508	\$1,958.41	-	\$1,954.68	-	-	-	-	(\$362.79)
14-Nov-22	14-Nov-22	Purchase	13.1064	\$12.59	-	\$12.59	-	-	-	-	(\$0.30)
10-Mar-23	10-Mar-23	Purchase	15.2278	\$14.34	-	\$14.34	-	-	-	-	(\$0.06)
24-May-23	24-May-23	Unrealised Disposal	13,871.9218	\$13,007.70							
Vanguard International Prpty Secs IdxHdg (VAN0019AU)											
12-May-21	12-May-21	Purchase	16,100.9610	\$12,950.00	-	\$12,787.36	-	-	-	-	(\$1,862.86)
29-Apr-22	29-Apr-22	Purchase	1,740.8455	\$1,505.31	-	\$1,487.34	-	-	-	-	(\$306.18)
14-Nov-22	14-Nov-22	Purchase	17.9857	\$12.59	-	\$12.59	-	-	-	-	(\$0.39)
10-Mar-23	10-Mar-23	Purchase	21.2823	\$14.34	\$14.34	-	-	-	-	\$0.10	-
24-May-23	24-May-23	Unrealised Disposal	17,881.0744	\$12,132.31							
Sub total for account								\$0.00	\$6,733.75	\$35.11	(\$39,112.21)

Thomas & Christine Ruth Johns ATF Johns Superannuation Fund

Date		Description	Units	Value	Cost base			Capital gain method			
Initial	Trade				Adjusted	Reduced	Indexed	Indexation	Discount	Other	Capital loss
Sub total for Thomas & Christine Ruth Johns ATF Johns Superannuation Fund								\$0.00	\$6,733.75	\$35.11	(\$39,112.21)

Notes

'N' - Pre-CGT parcel, no capital gains is payable

Unsettled trade parcels have not been included in this Capital Gains - Unrealised Report, as the assumption is made that all unsettled trades will be completed.

Until the correct breakdown of all distributed income has been received, the Cost base details will not include the final adjustments for any tax deferred or tax fee income. Generally, this information is received by the end of July for the previous financial year.

Managed Fund Information generally provided by Morningstar Research Pty Ltd, ACN 062 096 324

Australian Listed Security share prices generally provided by the Australian Stock Exchange Ltd, ABN 98 008 624 691

Report Criteria

The Capital Gains - Unrealised report includes the following accounts:

Thomas & Christine Ruth Johns ATF Johns Superannuation Fund FirstWrap Plus Investments-SMSF (9285301)

Disclaimer

Avanteos Investments Limited ABN 20 096 259 979, AFSL 245531 (AIL) is the trustee of the 'Avanteos Superannuation Trust' ABN 38 876 896 681 and issuer of FirstWrap Plus Super and Pension and FirstWrap Super and Pension (closed to new investors 28 March 2011). Colonial First State Investments Limited ABN 98 002 348 352, AFSL 232468 (CFSIL) is the Investor Directed Portfolio Service (IDPS) operator and custodian of 'Avanteos Wrap Account Service' which include the FirstWrap Plus Investments and FirstWrap Investments (closed to new investors 28 March 2011).

While all care has been taken in preparing the information contained in this report (using reliable and accurate sources) to the extent permitted by law, neither AIL, CFSIL nor any related parties, their employees or directors, accept responsibility for any loss suffered by any person arising from reliance on this information.

Past performance is not a reliable indicator of future performance. Information provided in this report does not constitute personal, financial or taxation advice and does not take into account the individual objectives, financial situation, needs or tax circumstances of any individual. Investors should read the relevant Product Disclosure Statement or IDPS Guide and consult with their adviser before making any investment decisions.

For the IDPS, only the information displayed at the end of each quarter of the financial year will be considered by the auditor in preparing its annual report.

The annuity products issued by Challenger Life Company Limited ABN 44 072 486 938, AFSL 234670 and AIA Australia Limited ABN 79 004 837 861, AFSL 230043 (AIA Australia) are accessible via the FirstWrap Platform (Platform Annuity Products). AIA Australia is part of the AIA Group. Challenger and AIA Australia have each appointed Colonial First State Investments Limited ABN 98 002 348 352, AFSL 232468 (CFSIL) to perform platform administration services only in relation to the annuity products and is not issuing, selling, guaranteeing, underwriting, providing custody services, or any other function in relation to the Platform Annuity Products.

Any 'Account balance' displayed on this site in relation to annuities represents the Funds under Advice (FUA) value (for Challenger annuities only) or the Purchase value (for AIA annuities only). The FUA or Purchase values are calculated as at the latest valuation available from Challenger or AIA Australia and are indicative only. They are not withdrawal values.

Investors should read the relevant annuity product PDS and policy wording before making an investment decision and consider talking to an adviser. Annuity product PDSs are available from Challenger or AIA Australia, or through an adviser.

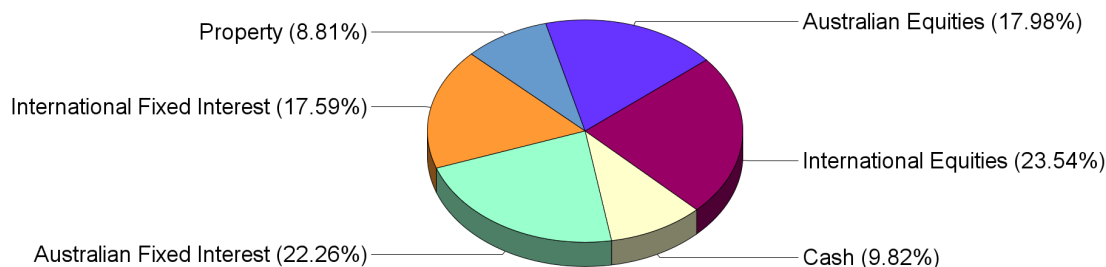
Johns

Nicholls Wealth Management Pty Ltd
Wealth IQ Group Pty Ltd

Portfolio allocation for Johns

Investment Market	Allocation	Profile	Variance
Cash	9.82%		
Australian Fixed Interest	22.26%		
International Fixed Interest	17.59%		
Property	8.81%		
Australian Equities	17.98%		
International Equities	23.54%		
Other	0.00%		
	100%		

Allocation



Notes

The Asset Allocation report may not match the total value of your Portfolio Valuation report due to accrued income; fee, insurance or tax liabilities; personal assets; and personal liabilities. The Asset Allocation report shows the allocation for settled investments and excludes unsettled trades.

Some information may have been provided by your adviser or a third party. We believe the data/descriptions are correct at the time of issue, but no responsibility arising in any way for errors or omissions is accepted.

As allocation percentages are rounded to two decimal places, the sum of all percentages may not add up to 100%. Any inconsistency is due to rounding.

Managed Fund information generally provided by Morningstar Australasia Pty Ltd, ABN 95 090 665 544.

Australian Listed Security share prices generally provided by the ASX Limited, ABN 98 008 624 691.

Unlisted Investments and Property Syndicate information generally provided by the relevant investment manager.

Report criteria

The Asset Allocation includes the following accounts:

Thomas & Christine Ruth Johns ATF Johns Superannuation Fund FirstWrap Plus Investments-SMSF (9285301)

Disclaimer

Avanteos Investments Limited ABN 20 096 259 979, AFSL 245531 (AIL) is the trustee of the 'Avanteos Superannuation Trust' ABN 38 876 896 681 and issuer of FirstWrap Plus Super and Pension and FirstWrap Super and Pension (closed to new investors 28 March 2011). Colonial First State Investments Limited ABN 98 002 348 352, AFSL 232468 (CFSIL) is the Investor Directed Portfolio Service (IDPS) operator and custodian of 'Avanteos Wrap Account Service' which include the FirstWrap Plus Investments and FirstWrap Investments (closed to new investors 28 March 2011).

While all care has been taken in preparing the information contained in this report (using reliable and accurate sources) to the extent permitted by law, neither AIL, CFSIL nor any related parties, their employees or directors, accept responsibility for any loss suffered by any person arising from reliance on this information.

Past performance is not a reliable indicator of future performance. Information provided in this report does not constitute personal, financial or taxation advice and does not take into account the individual objectives, financial situation, needs or tax circumstances of any individual. Investors should read the relevant Product Disclosure Statement or IDPS Guide and consult with their adviser before making any investment decisions.

For the IDPS, only the information displayed at the end of each quarter of the financial year will be considered by the auditor in preparing its annual report.

The annuity products issued by Challenger Life Company Limited ABN 44 072 486 938, AFSL 234670 and AIA Australia Limited ABN 79 004 837 861, AFSL 230043 (AIA Australia) are accessible via the FirstWrap Platform (Platform Annuity Products). AIA Australia is part of the AIA Group. Challenger and AIA Australia have each appointed Colonial First State Investments Limited ABN 98 002 348 352, AFSL 232468 (CFSIL) to perform platform administration services only in relation to the annuity products and is not issuing, selling, guaranteeing, underwriting, providing custody services, or any other function in relation to the Platform Annuity Products.

Any 'Account balance' displayed on this site in relation to annuities represents the Funds under Advice (FUA) value (for Challenger annuities only) or the Purchase value (for AIA annuities only). The FUA or Purchase values are calculated as at the latest valuation available from Challenger or AIA Australia and are indicative only. They are not withdrawal values.

Investors should read the relevant annuity product PDS and policy wording before making an investment decision and consider talking to an adviser. Annuity product PDSs are available from Challenger or AIA Australia, or through an adviser.

Johns

Nicholls Wealth Management Pty Ltd

Wealth IQ Group Pty Ltd

FirstWrap Plus Investments

Date	Transaction	Debit	Credit	Balance
------	-------------	-------	--------	---------

Thomas and Christine Ruth Johns ATF Johns Superannuation Fund FW Plus Inv-SMSF (9285301)

Cash Account

01-Jul-2022	Opening Balance			\$74,381.32
01-Jul-2022	Interest - 01-Jun-2022 - 30-Jun-2022		\$24.58	\$74,405.90
04-Jul-2022	Withdrawal - Administration fee	\$95.69		\$74,310.21
04-Jul-2022	Withdrawal - Adviser service fee (\$)	\$170.82		\$74,139.39
11-Jul-2022	Deposit - Income VAN0018AU		\$494.17	\$74,633.56
11-Jul-2022	Deposit - Income VAN0002AU		\$3,777.18	\$78,410.74
11-Jul-2022	Deposit - Income VAN0019AU		\$206.40	\$78,617.14
11-Jul-2022	Deposit - Income VAN0103AU		\$981.07	\$79,598.21
11-Jul-2022	Deposit - Income VAN0004AU		\$764.83	\$80,363.04
11-Jul-2022	Deposit - Income VAN0003AU		\$1,566.61	\$81,929.65
15-Jul-2022	Withdrawal - Direct Credit CBA Thomas and Christine Johns	\$1,800.00		\$80,129.65
01-Aug-2022	Interest - 01-Jul-2022 - 31-Jul-2022		\$59.68	\$80,189.33
02-Aug-2022	Withdrawal - Administration fee	\$101.26		\$80,088.07
02-Aug-2022	Withdrawal - Adviser service fee (\$)	\$170.82		\$79,917.25
15-Aug-2022	Withdrawal - Direct Credit CBA Thomas and Christine Johns	\$1,800.00		\$78,117.25
22-Aug-2022	Withdrawal - ATO Installment	\$704.00		\$77,413.25
01-Sep-2022	Interest - 01-Aug-2022 - 31-Aug-2022		\$94.82	\$77,508.07
02-Sep-2022	Withdrawal - Administration fee	\$101.61		\$77,406.46
02-Sep-2022	Withdrawal - Adviser service fee (\$)	\$170.84		\$77,235.62
15-Sep-2022	Withdrawal - Direct Credit CBA Thomas and Christine Johns	\$1,800.00		\$75,435.62
01-Oct-2022	Interest - 01-Sep-2022 - 30-Sep-2022		\$119.32	\$75,554.94
04-Oct-2022	Withdrawal - Administration fee	\$96.56		\$75,458.38
04-Oct-2022	Withdrawal - Adviser service fee (\$)	\$170.83		\$75,287.55
11-Oct-2022	Deposit - Income VAN0103AU		\$201.65	\$75,489.20
11-Oct-2022	Deposit - Income VAN0018AU		\$134.40	\$75,623.60
11-Oct-2022	Deposit - Income VAN0004AU		\$259.77	\$75,883.37
11-Oct-2022	Deposit - Income VAN0002AU		\$2,085.53	\$77,968.90
11-Oct-2022	Deposit - Income VAN0001AU		\$336.90	\$78,305.80
14-Oct-2022	Withdrawal - Direct Credit CBA Thomas and Christine Johns	\$1,800.00		\$76,505.80
20-Oct-2022	Deposit - Income VAN0003AU		\$289.92	\$76,795.72
01-Nov-2022	Interest - 01-Oct-2022 - 31-Oct-2022		\$145.13	\$76,940.85
03-Nov-2022	Withdrawal - Administration fee	\$101.79		\$76,839.06
03-Nov-2022	Withdrawal - Adviser service fee (\$)	\$170.83		\$76,668.23
07-Nov-2022	Withdrawal - SMSF Audit 2021	\$715.00		\$75,953.23
07-Nov-2022	Withdrawal - SMSF Tax Return 2021	\$2,310.00		\$73,643.23
10-Nov-2022	Deposit - Credit Contribution(10056495)		\$719.64	\$74,362.87
11-Nov-2022	Withdrawal - Investor batched managed fund buy	\$647.64		\$73,715.23
15-Nov-2022	Withdrawal - Direct Credit CBA Thomas and Christine Johns	\$1,800.00		\$71,915.23
01-Dec-2022	Interest - 01-Nov-2022 - 30-Nov-2022		\$132.02	\$72,047.25
02-Dec-2022	Withdrawal - Administration fee	\$100.39		\$71,946.86
02-Dec-2022	Withdrawal - Adviser service fee (\$)	\$170.83		\$71,776.03
15-Dec-2022	Withdrawal - Direct Credit CBA Thomas and Christine Johns	\$1,800.00		\$69,976.03
01-Jan-2023	Interest - 01-Dec-2022 - 31-Dec-2022		\$146.59	\$70,122.62
04-Jan-2023	Withdrawal - Administration fee	\$102.75		\$70,019.87
04-Jan-2023	Withdrawal - Adviser service fee (\$)	\$170.83		\$69,849.04
11-Jan-2023	Deposit - Income PRM0010AU		\$0.22	\$69,849.26
12-Jan-2023	Deposit - Income VAN0001AU		\$198.31	\$70,047.57
12-Jan-2023	Deposit - Income VAN0103AU		\$414.63	\$70,462.20
12-Jan-2023	Deposit - Income VAN0018AU		\$107.40	\$70,569.60
12-Jan-2023	Deposit - Income VAN0003AU		\$423.79	\$70,993.39
12-Jan-2023	Deposit - Income VAN0004AU		\$305.38	\$71,298.77
12-Jan-2023	Deposit - Income VAN0002AU		\$1,034.25	\$72,333.02
13-Jan-2023	Withdrawal - Direct Credit CBA Thomas and Christine Johns	\$1,800.00		\$70,533.02
01-Feb-2023	Interest - 01-Jan-2023 - 31-Jan-2023		\$147.60	\$70,680.62
02-Feb-2023	Withdrawal - Administration fee	\$102.83		\$70,577.79
02-Feb-2023	Withdrawal - Adviser service fee (\$)	\$170.83		\$70,406.96
15-Feb-2023	Withdrawal - Direct Credit CBA Thomas and Christine Johns	\$1,800.00		\$68,606.96

FirstWrap Plus Investments

Date	Transaction	Debit	Credit	Balance
Thomas and Christine Ruth Johns ATF Johns Superannuation Fund FW Plus Inv-SMSF (9285301)				
Cash Account				
01-Mar-2023	Interest - 01-Feb-2023 - 28-Feb-2023		\$140.93	\$68,747.89
03-Mar-2023	Withdrawal - Administration fee	\$92.11		\$68,655.78
03-Mar-2023	Withdrawal - Adviser service fee (\$)	\$170.82		\$68,484.96
08-Mar-2023	Deposit - Credit Contribution(10315905)		\$819.60	\$69,304.56
09-Mar-2023	Withdrawal - Investor batched managed fund buy	\$737.59		\$68,566.97
15-Mar-2023	Withdrawal - Direct Credit CBA Thomas and Christine Johns	\$1,800.00		\$66,766.97
01-Apr-2023	Interest - 01-Mar-2023 - 31-Mar-2023		\$168.47	\$66,935.44
04-Apr-2023	Withdrawal - Administration fee	\$103.67		\$66,831.77
04-Apr-2023	Withdrawal - Adviser service fee (\$)	\$170.83		\$66,660.94
12-Apr-2023	Deposit - Income PRM0010AU		\$0.82	\$66,661.76
13-Apr-2023	Deposit - Income VAN0001AU		\$370.37	\$67,032.13
13-Apr-2023	Deposit - Income VAN0002AU		\$795.78	\$67,827.91
13-Apr-2023	Deposit - Income VAN0103AU		\$374.07	\$68,201.98
13-Apr-2023	Deposit - Income VAN0018AU		\$119.50	\$68,321.48
13-Apr-2023	Deposit - Income VAN0004AU		\$289.08	\$68,610.56
14-Apr-2023	Withdrawal - Direct Credit CBA Thomas and Christine Johns	\$1,800.00		\$66,810.56
17-Apr-2023	Deposit - Income VAN0003AU		\$576.15	\$67,386.71
01-May-2023	Interest - 01-Apr-2023 - 30-Apr-2023		\$168.64	\$67,555.35
02-May-2023	Withdrawal - Administration fee	\$100.66		\$67,454.69
02-May-2023	Withdrawal - Adviser service fee (\$)	\$170.83		\$67,283.86
15-May-2023	Withdrawal - Direct Credit CBA Thomas and Christine Johns	\$1,800.00		\$65,483.86
24-May-2023	Closing Balance			\$65,483.86

Notes

The total value displayed may not reflect the total value shown in your Portfolio Valuation report due to the exclusion of fees, insurance and tax liabilities; personal assets; personal liabilities; and unsettled trades.

Some transaction descriptions may have been provided by your adviser and/or third parties. We believe the data/descriptions are correct at the time of issue, but no responsibility arising in any way for errors is accepted.

Report criteria

The Cash Transaction List includes the following accounts:

Thomas and Christine Ruth Johns ATF Johns Superannuation Fund FW Plus Inv-SMSF (9285301)

Disclaimer

Avanteos Investments Limited ABN 20 096 259 979, AFSL 245531 (AIL) is the trustee of the 'Avanteos Superannuation Trust' ABN 38 876 896 681 and issuer of FirstWrap Plus Super and Pension and FirstWrap Super and Pension (closed to new investors 28 March 2011). Colonial First State Investments Limited ABN 98 002 348 352, AFSL 232468 (CFSIL) is the Investor Directed Portfolio Service (IDPS) operator and custodian of 'Avanteos Wrap Account Service' which include the FirstWrap Plus Investments and FirstWrap Investments (closed to new investors 28 March 2011).

While all care has been taken in preparing the information contained in this report (using reliable and accurate sources) to the extent permitted by law, neither AIL, CFSIL nor any related parties, their employees or directors, accept responsibility for any loss suffered by any person arising from reliance on this information.

Past performance is not a reliable indicator of future performance. Information provided in this report does not constitute personal, financial or taxation advice and does not take into account the individual objectives, financial situation, needs or tax circumstances of any individual. Investors should read the relevant Product Disclosure Statement or IDPS Guide and consult with their adviser before making any investment decisions.

For the IDPS, only the information displayed at the end of each quarter of the financial year will be considered by the auditor in preparing its annual report.

The annuity products issued by Challenger Life Company Limited ABN 44 072 486 938, AFSL 234670 and AIA Australia Limited ABN 79 004 837 861, AFSL 230043 (AIA Australia) are accessible via the FirstWrap Platform (Platform Annuity Products). AIA Australia is part of the AIA Group. Challenger and AIA Australia have each appointed Colonial First State Investments Limited ABN 98 002 348 352, AFSL 232468 (CFSIL) to perform platform administration services only in relation to the annuity products and is not issuing, selling, guaranteeing, underwriting, providing custody services, or any other function in relation to the Platform Annuity Products.

Any 'Account balance' displayed on this site in relation to annuities represents the Funds under Advice (FUA) value (for Challenger annuities only) or the Purchase value (for AIA annuities only). The FUA or Purchase values are calculated as at the latest valuation available from Challenger or AIA Australia and are indicative only. They are not withdrawal values.

Investors should read the relevant annuity product PDS and policy wording before making an investment decision and consider talking to an adviser. Annuity product PDSs are available from Challenger or AIA Australia, or through an adviser.

Johns

Nicholls Wealth Management Pty Ltd

Wealth IQ Group Pty Ltd

FirstWrap Plus Investments

Thomas & Christine Ruth Johns ATF Johns Superannuation Fund FirstWrap Plus Investments-SMSF (9285301)

Opening Balance	\$658,434.27
Add Amounts Received	
Contributions	\$1,539.24
Add Investment Earnings	
Income Received	\$17,455.96
Growth	\$24,031.23
Less Payments	
Payments	\$23,529.00
Less Expenses	
Management Fees	\$1,099.32
Adviser Fees	\$1,879.11
Closing Balance	\$674,953.27

Notes

Opening balance is calculated using the last known price as at 30 June 2022.

Managed Fund information generally provided by Morningstar Australasia Pty Ltd ABN 95 090 665 544.

Australian Listed Security share prices generally provided by the ASX Limited, ABN 98 008 624 691.

Unlisted Investments and Property Syndicate information generally provided by the relevant investment manager.

Report Criteria

The Transaction Summary includes the following accounts:

Thomas & Christine Ruth Johns ATF Johns Superannuation Fund FirstWrap Plus Investments-SMSF (9285301)

Disclaimer

Avanteos Investments Limited ABN 20 096 259 979, AFSL 245531 (AIL) is the trustee of the 'Avanteos Superannuation Trust' ABN 38 876 896 681 and issuer of FirstWrap Plus Super and Pension and FirstWrap Super and Pension (closed to new investors 28 March 2011). Colonial First State Investments Limited ABN 98 002 348 352, AFSL 232468 (CFSIL) is the Investor Directed Portfolio Service (IDPS) operator and custodian of 'Avanteos Wrap Account Service' which include the FirstWrap Plus Investments and FirstWrap Investments (closed to new investors 28 March 2011).

While all care has been taken in preparing the information contained in this report (using reliable and accurate sources) to the extent permitted by law, neither AIL, CFSIL nor any related parties, their employees or directors, accept responsibility for any loss suffered by any person arising from reliance on this information.

Past performance is not a reliable indicator of future performance. Information provided in this report does not constitute personal, financial or taxation advice and does not take into account the individual objectives, financial situation, needs or tax circumstances of any individual. Investors should read the relevant Product Disclosure Statement or IDPS Guide and consult with their adviser before making any investment decisions.

For the IDPS, only the information displayed at the end of each quarter of the financial year will be considered by the auditor in preparing its annual report.

The annuity products issued by Challenger Life Company Limited ABN 44 072 486 938, AFSL 234670 and AIA Australia Limited ABN 79 004 837 861, AFSL 230043 (AIA Australia) are accessible via the FirstWrap Platform (Platform Annuity Products). AIA Australia is part of the AIA Group. Challenger and AIA Australia have each appointed Colonial First State Investments Limited ABN 98 002 348 352, AFSL 232468 (CFSIL) to perform platform administration services only in relation to the annuity products and is not issuing, selling, guaranteeing, underwriting, providing custody services, or any other function in relation to the Platform Annuity Products.

Any 'Account balance' displayed on this site in relation to annuities represents the Funds under Advice (FUA) value (for Challenger annuities only) or the Purchase value (for AIA annuities only). The FUA or Purchase values are calculated as at the latest valuation available from Challenger or AIA Australia and are indicative only. They are not withdrawal values.

Investors should read the relevant annuity product PDS and policy wording before making an investment decision and consider talking to an adviser. Annuity product PDSs are available from Challenger or AIA Australia, or through an adviser.

Johns

Nicholls Wealth Management Pty Ltd

Wealth IQ Group Pty Ltd

FirstWrap Plus Investments

Trade date	Transaction	Units	Price	Amount
------------	-------------	-------	-------	--------

Thomas & Christine Ruth Johns ATF Johns Superannuation Fund FirstWrap Plus Investments-SMSF (9285301)

Managed Funds - Cash and deposits

Mutual Cash (MCTDF) A (PRM0010AU)

14-Nov-2022	Purchase - Purchase	69.559240	\$1.034514	\$71.96
10-Mar-2023	Purchase - Purchase	78.626810	\$1.042393	\$81.96
24-May-2023	Closing Balance	148.186050	\$1.044870	\$154.84
11-Jan-2023	Income			\$0.22
12-Apr-2023	Income			\$0.82

Managed Funds - Australian fixed interest

Vanguard Australian Fixed Interest Index (VAN0001AU)

01-Jul-2022	Opening Balance	142,126.615940	\$1.016900	\$144,528.56
14-Nov-2022	Purchase - Purchase	151.924590	\$1.018400	\$154.72
10-Mar-2023	Purchase - Purchase	169.579440	\$1.039100	\$176.21
24-May-2023	Closing Balance	142,448.119970	\$1.043600	\$148,658.86
11-Oct-2022	Income			\$336.90
12-Jan-2023	Income			\$198.31
13-Apr-2023	Income			\$370.37

Managed Funds - Diversified fixed interest

Vanguard International Fxd Intr Idx Hdg (VAN0103AU)

01-Jul-2022	Opening Balance	129,107.060990	\$0.970200	\$125,259.67
14-Nov-2022	Purchase - Purchase	120.310650	\$0.927100	\$111.54
10-Mar-2023	Purchase - Purchase	136.812060	\$0.928500	\$127.03
24-May-2023	Closing Balance	129,364.183700	\$0.931800	\$120,541.55
11-Jul-2022	Income			\$981.07
11-Oct-2022	Income			\$201.65
12-Jan-2023	Income			\$414.63
13-Apr-2023	Income			\$374.07

Managed Funds - Australian share

Vanguard Australian Shares Index (VAN0002AU)

01-Jul-2022	Opening Balance	50,775.652000	\$2.335900	\$118,606.85
14-Nov-2022	Purchase - Purchase	45.212800	\$2.467000	\$111.54
10-Mar-2023	Purchase - Purchase	51.172250	\$2.482400	\$127.03
24-May-2023	Closing Balance	50,872.037050	\$2.518200	\$128,105.96
11-Jul-2022	Income			\$3,777.18
11-Oct-2022	Income			\$2,085.53
12-Jan-2023	Income			\$1,034.25
13-Apr-2023	Income			\$795.78

Managed Funds - Global share

Vanguard International Shares Index (VAN0003AU)

01-Jul-2022	Opening Balance	28,681.301320	\$2.549500	\$73,122.98
14-Nov-2022	Purchase - Purchase	28.314460	\$2.668601	\$75.56
10-Mar-2023	Purchase - Purchase	31.851500	\$2.701600	\$86.05
24-May-2023	Closing Balance	28,741.467280	\$2.887100	\$82,979.49
11-Jul-2022	Income			\$1,566.61
20-Oct-2022	Income			\$289.92
12-Jan-2023	Income			\$423.79

FirstWrap Plus Investments

Trade date	Transaction	Units	Price	Amount
------------	-------------	-------	-------	--------

Thomas & Christine Ruth Johns ATF Johns Superannuation Fund FirstWrap Plus Investments-SMSF (9285301)

Managed Funds - Global share

Vanguard International Shares Index (VAN0003AU)

17-Apr-2023	Income			\$576.15
-------------	--------	--	--	----------

Vanguard International Shrs Idx Hdg AUD (VAN0105AU)

01-Jul-2022	Opening Balance	83,136.137360	\$0.820300	\$68,196.57
14-Nov-2022	Purchase - Purchase	88.044740	\$0.858200	\$75.56
10-Mar-2023	Purchase - Purchase	100.926580	\$0.852600	\$86.05
24-May-2023	Closing Balance	83,325.108680	\$0.917400	\$76,442.45

Managed Funds - Australian property and infrastructure

Vanguard Australian Property Secs Idx (VAN0004AU)

01-Jul-2022	Opening Balance	30,831.243550	\$0.864600	\$26,656.69
14-Nov-2022	Purchase - Purchase	24.836000	\$0.868900	\$21.58
10-Mar-2023	Purchase - Purchase	27.519030	\$0.893200	\$24.58
24-May-2023	Closing Balance	30,883.598580	\$0.888700	\$27,446.25
11-Jul-2022	Income			\$764.83
11-Oct-2022	Income			\$259.77
12-Jan-2023	Income			\$305.38
13-Apr-2023	Income			\$289.08

Managed Funds - Global property and infrastructure

Vanguard International Property Secs Idx (VAN0018AU)

01-Jul-2022	Opening Balance	13,843.587650	\$1.031700	\$14,282.43
14-Nov-2022	Purchase - Purchase	13.106410	\$0.960599	\$12.59
10-Mar-2023	Purchase - Purchase	15.227780	\$0.941700	\$14.34
24-May-2023	Closing Balance	13,871.921840	\$0.937700	\$13,007.70
11-Jul-2022	Income			\$494.17
11-Oct-2022	Income			\$134.40
12-Jan-2023	Income			\$107.40
13-Apr-2023	Income			\$119.50

Vanguard International Prpty Secs IdxHdg (VAN0019AU)

01-Jul-2022	Opening Balance	17,841.806450	\$0.751000	\$13,399.20
14-Nov-2022	Purchase - Purchase	17.985710	\$0.700000	\$12.59
10-Mar-2023	Purchase - Purchase	21.282280	\$0.673800	\$14.34
24-May-2023	Closing Balance	17,881.074440	\$0.678500	\$12,132.31
11-Jul-2022	Income			\$206.40

Notes

Opening balance is calculated using the last known price as at 30 June 2022.

The total value displayed may not reflect the total value shown in your Portfolio Valuation Report due to the exclusion of fees, insurance and tax liabilities; personal assets; personal liabilities; and unsettled trades.

Managed Fund information generally provided by Morningstar Australasia Pty Ltd, ABN 95 090 665 544.

Australian Listed Security share prices generally provided by the ASX Limited, ABN 98 008 624 691.

Unlisted Investments and Property Syndicate information generally provided by the relevant investment manager.

Some transaction descriptions may have been provided by your adviser.

'H' represents CGT History and indicates the transaction occurred prior to transferring the assets into this account.

Report criteria

The Investment Transaction List includes the following accounts:

Thomas & Christine Ruth Johns ATF Johns Superannuation Fund FirstWrap Plus Investments-SMSF (9285301)

Disclaimer

Avanteos Investments Limited ABN 20 096 259 979, AFSL 245531 (AIL) is the trustee of the 'Avanteos Superannuation Trust' ABN 38 876 896 681 and issuer of FirstWrap Plus Super and Pension and FirstWrap Super and Pension (closed to new investors 28 March 2011). Colonial First State Investments Limited ABN 98 002 348 352, AFSL 232468 (CFSIL) is the Investor Directed Portfolio Service (IDPS) operator and custodian of 'Avanteos Wrap Account Service' which include the FirstWrap Plus Investments and FirstWrap Investments (closed to new investors 28 March 2011).

While all care has been taken in preparing the information contained in this report (using reliable and accurate sources) to the extent permitted by law, neither AIL, CFSIL nor any related parties, their employees or directors, accept responsibility for any loss suffered by any person arising from reliance on this information.

Past performance is not a reliable indicator of future performance. Information provided in this report does not constitute personal, financial or taxation advice and does not take into account the individual objectives, financial situation, needs or tax circumstances of any individual. Investors should read the relevant Product Disclosure Statement or IDPS Guide and consult with their adviser before making any investment decisions.

For the IDPS, only the information displayed at the end of each quarter of the financial year will be considered by the auditor in preparing its annual report.

The annuity products issued by Challenger Life Company Limited ABN 44 072 486 938, AFSL 234670 and AIA Australia Limited ABN 79 004 837 861, AFSL 230043 (AIA Australia) are accessible via the FirstWrap Platform (Platform Annuity Products). AIA Australia is part of the AIA Group. Challenger and AIA Australia have each appointed Colonial First State Investments Limited ABN 98 002 348 352, AFSL 232468 (CFSIL) to perform platform administration services only in relation to the annuity products and is not issuing, selling, guaranteeing, underwriting, providing custody services, or any other function in relation to the Platform Annuity Products.

Any 'Account balance' displayed on this site in relation to annuities represents the Funds under Advice (FUA) value (for Challenger annuities only) or the Purchase value (for AIA annuities only). The FUA or Purchase values are calculated as at the latest valuation available from Challenger or AIA Australia and are indicative only. They are not withdrawal values.

Investors should read the relevant annuity product PDS and policy wording before making an investment decision and consider talking to an adviser. Annuity product PDSs are available from Challenger or AIA Australia, or through an adviser.

Johns

Nicholls Wealth Management Pty Ltd

Wealth IQ Group Pty Ltd

Thomas & Christine Ruth Johns ATF Johns Superannuation Fund

Distributed income

Tax credits

FirstWrap Plus Investments-SMSF (9285301)

Cash

Cash Account

Gross interest	\$1,347.78	\$0.00
	\$1,347.78	\$0.00

LIC deductions

Managed Funds - Cash and deposits

Mutual Cash (MCTDF) A

Income components unallocated	\$1.04	\$0.00
	\$1.04	\$0.00

LIC deductions

Managed Funds - Australian fixed interest

Vanguard Australian Fixed Interest Index

Income components unallocated	\$905.58	\$0.00
	\$905.58	\$0.00

LIC deductions

Managed Funds - Diversified fixed interest

Vanguard International Fxd Intr Idx Hdg

Income components unallocated	\$990.35	\$0.00
	\$990.35	\$0.00

LIC deductions

Managed Funds - Australian share

Vanguard Australian Shares Index

Income components unallocated	\$3,915.56	\$0.00
	\$3,915.56	\$0.00

LIC deductions

Managed Funds - Global share

Vanguard International Shares Index

Income components unallocated	\$1,289.86	\$0.00
	\$1,289.86	\$0.00

LIC deductions

Managed Funds - Australian property and infrastructure

Vanguard Australian Property Secs Idx

Income components unallocated	\$854.23	\$0.00
	\$854.23	\$0.00

LIC deductions

Managed Funds - Global property and infrastructure

Vanguard International Property Secs Idx

Income components unallocated	\$361.30	\$0.00
	\$361.30	\$0.00

LIC deductions

Thomas & Christine Ruth Johns ATF Johns Superannuation Fund

	Distributed income	Tax credits
Sub total for account	\$9,665.70	\$0.00
Total balance for Thomas & Christine Ruth Johns ATF Johns Superannuation Fund	\$9,665.70	\$0.00

Information about this report

Notes

The amount in 'Income components unallocated' is income where the advice of the correct breakdown has not yet been received. Information is presented on an accrual basis.

The amount in 'Capital gains - discount method' under the 'Tax credits' column is foreign tax paid on foreign capital gains - discount method. The amount in 'Capital gains - indexation method' under the 'Tax credits' column is foreign tax paid on foreign capital gains - indexation method. The amount in 'Capital gains - other method' under the 'Tax credits' column is foreign tax paid on foreign capital gains - other method. Managed Fund information generally provided by Australian Market Automated Quotation (AUSMAQ) System Limited ABN 53 062 527 575. Listed Securities information generally provided by the share registry used by the underlying company. Property Syndicate / Unlisted Investment information generally provided by the relevant Fund Manager.

Report criteria

The Income statement detailed report includes the following accounts:

Thomas & Christine Ruth Johns ATF Johns Superannuation Fund FirstWrap Plus Investments-SMSF (9285301)

Disclaimer

Avanteos Investments Limited ABN 20 096 259 979, AFSL 245531 (AIL) is the trustee of the 'Avanteos Superannuation Trust' ABN 38 876 896 681 and issuer of FirstWrap Plus Super and Pension and FirstWrap Super and Pension (closed to new investors 28 March 2011). Colonial First State Investments Limited ABN 98 002 348 352, AFSL 232468 (CFSIL) is the Investor Directed Portfolio Service (IDPS) operator and custodian of 'Avanteos Wrap Account Service' which include the FirstWrap Plus Investments and FirstWrap Investments (closed to new investors 28 March 2011).

While all care has been taken in preparing the information contained in this report (using reliable and accurate sources) to the extent permitted by law, neither AIL, CFSIL nor any related parties, their employees or directors, accept responsibility for any loss suffered by any person arising from reliance on this information.

Past performance is not a reliable indicator of future performance. Information provided in this report does not constitute personal, financial or taxation advice and does not take into account the individual objectives, financial situation, needs or tax circumstances of any individual. Investors should read the relevant Product Disclosure Statement or IDPS Guide and consult with their adviser before making any investment decisions.

For the IDPS, only the information displayed at the end of each quarter of the financial year will be considered by the auditor in preparing its annual report.

The annuity products issued by Challenger Life Company Limited ABN 44 072 486 938, AFSL 234670 and AIA Australia Limited ABN 79 004 837 861, AFSL 230043 (AIA Australia) are accessible via the FirstWrap Platform (Platform Annuity Products). AIA Australia is part of the AIA Group. Challenger and AIA Australia have each appointed Colonial First State Investments Limited ABN 98 002 348 352, AFSL 232468 (CFSIL) to perform platform administration services only in relation to the annuity products and is not issuing, selling, guaranteeing, underwriting, providing custody services, or any other function in relation to the Platform Annuity Products.

Any 'Account balance' displayed on this site in relation to annuities represents the Funds under Advice (FUA) value (for Challenger annuities only) or the Purchase value (for AIA annuities only). The FUA or Purchase values are calculated as at the latest valuation available from Challenger or AIA Australia and are indicative only. They are not withdrawal values.

Investors should read the relevant annuity product PDS and policy wording before making an investment decision and consider talking to an adviser. Annuity product PDSs are available from Challenger or AIA Australia, or through an adviser.



Johns
Cash Transaction List
26 May 2023 to 07 August 2023

Nicholls Wealth Management Pty Ltd
Wealth IQ Group Pty Ltd

Service Name	Account No	Date	Transaction	Debit	Credit	Balance
FirstWrap I	Thomas an	26-May-23	Opening Balance			\$65,483.86
FirstWrap I	Thomas an	01-Jun-23	Interest - 01-May-2023 - 31-May-2023		\$180.59	\$65,664.45
FirstWrap I	Thomas an	02-Jun-23	Withdrawal - Administration fee	\$103.91		\$65,560.54
FirstWrap I	Thomas an	02-Jun-23	Withdrawal - Adviser service fee (\$)	\$170.84		\$65,389.70
FirstWrap I	Thomas an	15-Jun-23	Withdrawal - Direct Credit CBA Thomas and Christine Johns	\$1,800.00		\$63,589.70
FirstWrap I	Thomas an	01-Jul-23	Interest - 01-Jun-2023 - 30-Jun-2023		\$186.16	\$63,775.86
FirstWrap I	Thomas an	04-Jul-23	Withdrawal - Administration fee	\$100.59		\$63,675.27
FirstWrap I	Thomas an	11-Jul-23	Deposit - Income PRM0010AU		\$1.21	\$63,676.48
FirstWrap I	Thomas an	11-Jul-23	Deposit - Income VAN0001AU		\$388.61	\$64,065.09
FirstWrap I	Thomas an	11-Jul-23	Deposit - Income VAN0002AU		\$1,240.44	\$65,305.53
FirstWrap I	Thomas an	11-Jul-23	Deposit - Income VAN0018AU		\$102.49	\$65,408.02
FirstWrap I	Thomas an	11-Jul-23	Deposit - Income VAN0004AU		\$384.80	\$65,792.82
FirstWrap I	Thomas an	11-Jul-23	Deposit - Income VAN0003AU		\$1,812.94	\$67,605.76
FirstWrap I	Thomas an	12-Jul-23	Deposit - Income VAN0103AU		\$522.50	\$68,128.26
FirstWrap I	Thomas an	14-Jul-23	Withdrawal - Payment (10616214)	\$30,270.66		\$37,857.60
FirstWrap I	Thomas an	14-Jul-23	Withdrawal - Payment (10616283)	\$30,319.04		\$7,538.56
FirstWrap I	Thomas an	01-Aug-23	Interest - 01-Jul-2023 - 31-Jul-2023		\$92.11	\$7,630.67
FirstWrap I	Thomas an	02-Aug-23	Withdrawal - Administration fee	\$55.10		\$7,575.57
FirstWrap I	Thomas an	07-Aug-23	Closing Balance			\$7,575.57

The total value displayed may not reflect the total value shown in your Portfolio Valuation report due to the exclusion of fees, insurance and tax liabilities; personal assets; personal liabilities; and unsettled trades. Some transaction descriptions may have been provided by your adviser and/or third parties. We believe the data/descriptions are correct at the time of issue, but no responsibility arising in any way for errors is accepted.

The Cash Transaction List includes the following accounts:
Thomas and Christine Ruth Johns ATF Johns Superannuation Fund FW Plus Inv-SMSF (9285301)

Avanteos Investments Limited ABN 20 096 259 979, AFSL 245531 (AIL) is the trustee of the 'Avanteos Superannuation Trust' ABN 38 876 896 681 and issuer of FirstWrap Plus Super and Pension and FirstWrap Super and Pension (closed to new investors 28 March 2011). Colonial First State Investments Limited ABN 98 002 348 352, AFSL 232468 (CFSIL) is the Investor Directed Portfolio Service (IDPS) operator and custodian of 'Avanteos Wrap Account Service' which include the FirstWrap Plus Investments and FirstWrap Investments (closed to new investors 28 March 2011). While all care has been taken in preparing the information contained in this report (using reliable and accurate sources) to the extent permitted by law, neither AIL, CFSIL nor any related parties, their employees or directors, accept responsibility for any loss suffered by any person arising from reliance on this information. Past performance is not a reliable indicator of future performance. Information provided in this report does not constitute personal, financial or taxation advice and does not take into account the individual objectives, financial situation, needs or tax circumstances of any individual. Investors should read the relevant Product Disclosure Statement or IDPS Guide and consult with their adviser before making any investment decisions. For the IDPS, only the information displayed at the end of each quarter of the financial year will be considered by the auditor in preparing its annual report. The annuity products issued by Challenger Life Company Limited ABN 44 072 486 938, AFSL 234670 and AIA Australia Limited ABN 79 004 837 861, AFSL 230043 (AIA Australia) are accessible via the FirstWrap Platform (Platform Annuity Products). AIA Australia is part of the AIA Group. Challenger and AIA Australia have each appointed Colonial First State Investments Limited ABN 98 002 348 352, AFSL 232468 (CFSIL) to perform platform administration services only in relation to the annuity products and is not issuing, selling, guaranteeing, underwriting, providing custody services, or any other function in relation to the Platform Annuity Products. Any 'Account balance' displayed on this site in relation to annuities represents the Funds under Advice (FUA) value (for Challenger annuities only) or the Purchase value (for AIA annuities only). The FUA or Purchase values are calculated as at the latest valuation available from Challenger or AIA Australia and are indicative only. They are not withdrawal values. Investors should read the relevant annuity product PDS and policy wording before making an investment decision and consider talking to an adviser. Annuity product PDSs are available from Challenger or AIA Australia, or through an adviser.



Activity statement 001

Date generated	30 March 2023
Overdue	\$0.00
Not yet due	\$0.00
Balance	\$0.00

Transactions

19 results found - from **01 July 2021** to **30 March 2023** sorted by **processed date** ordered **newest to oldest**

Processed date	Effective date	Description	Debit (DR)	Credit (CR)	Balance
7 Nov 2022	2 May 2022	General interest charge			\$0.00
7 Nov 2022	1 Dec 2021	Credit transfer received from Income Tax Account		\$359.00	\$0.00
1 Nov 2022	1 Nov 2022	General interest charge			\$359.00 DR
30 Oct 2022	28 Oct 2022	Original Activity Statement for the period ending 30 Sep 22 - PAYG Instalments	\$359.00		\$359.00 DR
23 Aug 2022	23 Aug 2022	General interest charge			\$0.00
23 Aug 2022	22 Aug 2022	Payment received		\$704.00	\$0.00
1 Aug 2022	1 Aug 2022	General interest charge			\$704.00 DR
31 Jul 2022	28 Jul 2022	Original Activity Statement for the period ending 30 Jun 22 - PAYG Instalments	\$352.00		\$704.00 DR
2 May 2022	2 May 2022	General interest charge			\$352.00 DR
1 May 2022	28 Apr 2022	Original Activity Statement for the period ending 31 Mar 22 - PAYG Instalments	\$352.00		\$352.00 DR
7 Mar 2022	7 Mar 2022	General interest charge			\$0.00
7 Mar 2022	28 Feb 2022	Original Activity Statement for the period ending 31 Dec 21 - PAYG Instalments	\$328.00		\$0.00

Processed date	Effective date	Description	Debit (DR)	Credit (CR)	Balance
15 Feb 2022	14 Feb 2022	Payment received		\$328.00	\$328.00 CR
31 Oct 2021	31 Oct 2021	General interest charge			\$0.00
31 Oct 2021	28 Oct 2021	Original Activity Statement for the period ending 30 Sep 21 - PAYG Instalments	\$376.00		\$0.00
22 Oct 2021	21 Oct 2021	Payment received		\$376.00	\$376.00 CR
1 Aug 2021	1 Aug 2021	General interest charge			\$0.00
1 Aug 2021	28 Jul 2021	Original Activity Statement for the period ending 30 Jun 21 - PAYG Instalments	\$376.00		\$0.00
23 Jul 2021	22 Jul 2021	Payment received		\$376.00	\$376.00 CR



Income tax 551

Date generated	07 August 2023
Overdue	\$0.00
Not yet due	\$0.00
Balance	\$3,469.74 CR

Transactions

11 results found - from **07 August 2021** to **07 August 2023** sorted by **processed date** ordered **newest to oldest**

Processed date	Effective date	Description	Debit (DR)	Credit (CR)	Balance
7 Aug 2023	1 Dec 2022	Tax return Self Man Superfund - Income Tax for the period from 01 Jul 21 to 30 Jun 22		\$3,469.74	\$3,469.74 CR
3 Mar 2023	8 Mar 2023	EFT refund for Income Tax for the period from 01 Jul 19 to 30 Jun 20	\$819.60		\$0.00
3 Mar 2023	2 Dec 2021	Credit allowed for stale refund cheque		\$819.60	\$819.60 CR
7 Nov 2022	10 Nov 2022	EFT refund for Income Tax for the period from 01 Jul 20 to 30 Jun 21	\$719.64		\$0.00
7 Nov 2022	7 Nov 2022	Interest on overpayment for Income Tax for the period from 01 Jul 20 to 30 Jun 21		\$7.19	\$719.64 CR
7 Nov 2022	1 Dec 2021	Credit transferred to Integrated Client Account	\$359.00		\$712.45 CR
7 Nov 2022	1 Dec 2021	Tax return Self Man Superfund - Income Tax for the period from 01 Jul 20 to 30 Jun 21		\$1,071.45	\$1,071.45 CR
29 Nov 2021	2 Dec 2021	Cheque refund for Income Tax for the period from 01 Jul 19 to 30 Jun 20	\$819.60		\$0.00
29 Nov 2021	26 Nov 2021	Repaid EFT refund for Income Tax for the period from 01 Jul 19 to 30 Jun 20		\$819.60	\$819.60 CR

Processed date	Effective date	Description	Debit (DR)	Credit (CR)	Balance
23 Nov 2021	26 Nov 2021	EFT refund for Income Tax for the period from 01 Jul 19 to 30 Jun 20	\$819.60		\$0.00
22 Nov 2021	17 May 2021	Tax return Self Man Superfund - Income Tax for the period from 01 Jul 19 to 30 Jun 20		\$819.60	\$819.60 CR

Due Date: 28 Apr 2023

TAX INVOICE

NextGen Accountants
Unit 7 999 Lower North East Rd
HIGHBURY SA 5089
AUSTRALIA

Invoice Number
INV-1328

Invoice Date
21 Apr 2023

Description	GST	Amount
For Professional Services including:		
Johns Superannuation Fund - 2022		
Accounting time completing entry, reconciliations, members statements, financials and tax return for the fund	10%	825.00
Audit costs including disbursement to independent auditor	10%	330.00
	Subtotal	1,050.00
	Total GST 10%	105.00
	Invoice Total	1,155.00
	Payments Received	0.00
	Amount Due	\$1,155.00

Account payment terms are STRICTLY 7 days net
accounts@smsfaustralia.com

How to Pay



EFT directly into our bank account:
Account: SMSF Australia Pty Ltd
BSB: 065-004 Account No: 1108 1117
Reference: Name and INV-1328



Credit card payment via Stripe
VISA or MasterCard Accepted
3% surcharge oncharged



INDIVIDUALS	SMSF TRUSTEES	INSTRUCTIONS AND FORM	NAT 71089-06.2007
SEGMENT	AUDIENCE	FORMAT	PRODUCT ID



Australian Government
Australian Taxation Office

Trustee declaration

To be completed by trustees and directors of corporate trustees of self managed super funds.



Read this declaration in conjunction with *Self managed super funds – Key messages for trustees* (NAT 71128).

WHO SHOULD COMPLETE THIS DECLARATION?

You must complete this declaration if you became, on or after 1 July 2007, a new trustee (or director of a corporate trustee) of:

- a new self managed super fund (SMSF), or
- an existing SMSF.

You must sign this declaration within 21 days of becoming a trustee or director of a corporate trustee of a SMSF.

! You do not have to complete this declaration if you were appointed as a trustee or director before 1 July 2007.

INFORMATION YOU NEED TO READ

Make sure you read *Self managed super funds – Key messages for trustees* (NAT 71128). It highlights some of the key points from the declaration and some important messages for you.

BEFORE COMPLETING THIS DECLARATION

Before you complete and sign this declaration, make sure you:

- read each section of it, and
- understand all the information it contains.

? If you have any difficulties completing this declaration or you do not fully understand the information it contains:

- speak to a professional adviser
- visit our website at www.ato.gov.au, or
- phone us on 13 10 20.

If you're not familiar with some of the terms used in this declaration or you need more information, refer to *Self managed superannuation funds – Role and responsibilities of trustees* (NAT 11032).

WHEN COMPLETING THIS DECLARATION

When you complete this declaration, remember to:

- insert the full name of the fund at the beginning
- sign and date it, and
- ensure it is signed and dated by a witness (anyone over the age of 18 years).

WHAT SHOULD I DO WITH THE DECLARATION?

You must keep your completed declaration for at least 10 years and make it available to us if we request it.

We recommend that you keep a copy of your completed declaration and *Self managed super funds – Key messages for trustees* (NAT 71128) and refer to them when making important decisions, such as those relating to investments, making contributions and paying a pension or lump sum.

! Do not send your completed declaration to us.



Self managed super fund trustee declaration

I understand that as an individual trustee or director of the corporate trustee of

Fund name

JOHNS SUPERANNUATION FUND

I am responsible for ensuring that the fund complies with the *Superannuation Industry (Supervision) Act 1993* (SISA) and other relevant legislation. The Commissioner of Taxation (the Commissioner) has the authority and responsibility for administering the legislation and enforcing the fund's compliance with the law.

If I do not comply with the legislation, the Commissioner may take the following actions:

- impose administrative penalties on me
- enter into agreements with me to rectify any contraventions of the legislation
- disqualify me from being a trustee or director of a corporate trustee of any superannuation fund in the future
- remove the fund's complying status resulting in a significant tax penalty on the fund, and
- prosecute me under the law, resulting in fines or imprisonment.

I must keep myself informed of changes to the legislation relevant to the operation of my fund and ensure the trust deed is kept up to date in accordance with the law and the needs of the members.

SOLE PURPOSE

I understand it is my responsibility to ensure the fund is maintained for the purpose of providing benefits to its members upon their retirement (or attainment of a certain age) or their beneficiaries if a member dies.

TRUSTEE DUTIES

I understand that by law I must:

- act honestly in all matters concerning the fund
- exercise skill, care and diligence in managing the fund
- act in the best interests of all the members of the fund
- ensure that my money and other assets are kept separate from the money and other assets of the fund
- take appropriate action to protect the fund's assets (for example, have sufficient evidence of the ownership of fund assets)
- not enter into any contract, or do anything, that would prevent me from, or hinder me in, properly performing or exercising my functions or powers as a trustee or director of the corporate trustee of the fund
- prepare and implement an investment strategy that takes the whole of the fund's circumstances into account, which includes, but is not limited to
 - the risks associated with the fund's investments
 - the likely return from investments, taking into account the fund's objectives and expected cash flow requirements
 - investment diversity and the fund's exposure to risk due to inadequate diversification, and
 - the liquidity of the fund's investments having regard to the fund's expected cash flow requirements in discharging its existing and prospective liabilities, and
- allow all members of the fund to have access to information and documents as required, including details about
 - the financial situation of the fund
 - the investments of the fund, and
 - the members' benefit entitlements.

Investment restrictions

I understand that, as a trustee or director of the corporate trustee of the fund, subject to certain limited exceptions specified in the law, I am prohibited from the following:

- lending money of the fund to, or providing financial assistance to, a member of the fund or a member's relative (financial assistance means any assistance that improves the financial position of a person directly or indirectly including the provision of credit)
- acquiring assets (other than listed securities, business real property or managed funds) for the fund from members or associates or other related parties of the fund
- borrowing money (or maintaining an existing borrowing) on behalf of the fund
- having more than 5% of the fund's total assets at any time of the year as loans to, or investments in, related parties of the fund (including trusts) and assets subject to a lease or lease arrangement between the trustee and a member, relative or other related party (these assets are in-house assets), and
- entering into investments on behalf of the fund that are not made or maintained on an arm's length (commercial) basis, ensuring that the purchase or sale price of the fund's assets reflect market value.

Accepting contributions and paying a benefit

I understand that I can only accept contributions and pay benefits (pensions or lump sums) to members or their beneficiaries when the conditions specified in the law and the fund's governing rules (including its trust deed) have been met.

Administration

I understand that the trustees of the fund must:

- keep and retain for at least 10 years
 - minutes of all trustee meetings at which matters affecting the fund were considered (this includes investment decisions and decisions to appoint members and trustees)
 - records of all changes of trustees, including directors of the corporate trustee
 - each trustee's consent to be appointed as a trustee of the fund or a director of the corporate trustee, and
 - all trustee declarations
- ensure that the following are prepared and retained for at least 5 years
 - a statement of financial position
 - an operating statement, and
 - accounts and statements that correctly record and explain the transactions and financial position of the fund
- notify the Tax Office within 28 days of any changes in
 - trustees, directors of the corporate trustee or members of the fund
 - fund name
 - details of the contact person, contact phone and facsimile numbers, and
 - the postal address, registered address, or address for service of notices for the fund
- notify the Tax Office in writing as soon as practicable (not later than 28 days) after becoming aware that the fund has ceased to be a self managed superannuation fund or ceased to exist
- ensure that an approved auditor is appointed to audit the fund for each income year and provide that auditor with documents as requested, and
- lodge the fund's annual return by the due date.

DECLARATION

By signing this declaration I acknowledge that I understand my duties and responsibilities as a trustee or director of the corporate trustee of the self managed superannuation fund named on this declaration (or if the fund's name changes, that name). I understand that:

- I must ensure this document is retained for at least 10 years or while I remain a trustee or director of the corporate trustee (whichever is longer) and if I fail to do this, penalties may apply, and
- I may have to make this document available for inspection by a member of staff of the Tax Office and if I fail to do this, penalties may apply.

Trustee's or director's name

Thomas Johns & Christine Johns

Trustee's or director's signature



Date

22 / 09 / 2008

Witness' name (witness must be over the age of 18 years)

Nichole Ferraro

Witness' signature



Date

22 / 09 / 2008



Trustee Consent Form
Johns Superannuation Fund

I, CHRISTINE RUTH JOHNS of Unit 5/75 Martin Court, West Lakes, SA 5021 consent to act as a Trustee.

I declare that:

- I have never been found guilty of a dishonest conduct offence in Australia or elsewhere.
- I am not a bankrupt and I have not, in the preceding 3 years from the date of this statement, entered into a deed of assignment or arrangement or a composition with my creditors under part X of the Bankruptcy Act.
- I am not, disqualified from acting as a trustee or as a responsible officer of a trustee company* under the Superannuation Industry (Supervision) Act.
- I understand my role & responsibility as trustee of Johns Superannuation Fund
- I have read and understood the trust deed and the attached product disclosure statement and agree to abide to the trust deed and superannuation law.
- I agree to comply with the requirements of the Superannuation Industry (Supervision) Act 1993 (the SIS Act) and the Superannuation Industry (Supervision) Regulations 1994 (the SIS Regulations).
- I agree to comply, in all material respects, with the relevant requirements of the following provisions (to the extent applicable) of the SIS Act and the SIS Regulations. Sections 17A, 35AE, 35B, 35C(2), 62, 65, 66, 67, 67A, 67B, 82-85, 103, 104, 104A, 105, 109 & 126K Regulations 1.06(9A), 4.09, 4.09A, 5.03, 5.08, 6.17, 7.04, 8.02B, 13.12, 13.13, 13.14 & 13.18AA.

* If a company is acting as the trustee of the Fund, a receiver, or a receiver and manager, or an official manager, or a deputy official manager, or a provisional liquidator has not been appointed in respect of the company acting as trustee nor has it begun to be wound up.

Signature of the Trustee  CHRISTINE RUTH JOHNS	Date 10 / SEP / 2008 2008
Signature of Witness  Name of Witness Andrew Steere	Date 10 / SEP / 2008



Trustee Consent Form
Johns Superannuation Fund

I, THOMAS JOHN DAWSON JOHNS of **Unit 5/75 Martin Court, West Lakes, SA 5021** consent to act as a Trustee.

I declare that:

- I have never been found guilty of a dishonest conduct offence in Australia or elsewhere.
- I am not a bankrupt and I have not, in the preceding 3 years from the date of this statement, entered into a deed of assignment or arrangement or a composition with my creditors under part X of the Bankruptcy Act.
- I am not, disqualified from acting as a trustee or as a responsible officer of a trustee company* under the Superannuation Industry (Supervision) Act.
- I understand my role & responsibility as trustee of Johns Superannuation Fund
- I have read and understood the trust deed and the attached product disclosure statement and agree to abide to the trust deed and superannuation law.
- I agree to comply with the requirements of the Superannuation Industry (Supervision) Act 1993 (the SIS Act) and the Superannuation Industry (Supervision) Regulations 1994 (the SIS Regulations).
- I agree to comply, in all material respects, with the relevant requirements of the following provisions (to the extent applicable) of the SIS Act and the SIS Regulations. Sections 17A, 35AE, 35B, 35C(2), 62, 65, 66, 67, 67A, 67B, 82-85, 103, 104, 104A, 105, 109 & 126K Regulations 1.06(9A), 4.09, 4.09A, 5.03, 5.08, 6.17, 7.04, 8.02B, 13.12, 13.13, 13.14 & 13.18AA.

* If a company is acting as the trustee of the Fund, a receiver, or a receiver and manager, or an official manager, or a deputy official manager, or a provisional liquidator has not been appointed in respect of the company acting as trustee nor has it begun to be wound up.

Signature of the Trustee  THOMAS JOHN DAWSON JOHNS	Date 10 / SEP / 2008
Signature of Witness  Name of Witness Andrew Steere	Date 10 / SEP / 2008