



Enquiries: 1800 442 129
 Mail: GPO Box 804
 Melbourne VIC 3001
 Web: copiapartners.com.au
 Email: clientservices@copiapartners.com.au
 Investment Manager: Copia Investment Partners Limited
 Level 25, 360 Collins Street
 ABN 22 092 872 056

W D & M M Peters ATF W D Peters Superannuation Fund
 134 Beaconsfield Parade
 Albert Park VIC 3206
 AUSTRALIA

Date
 24 June 2019
 Investor Name
 W D & M M Peters ATF W D Peters Superannuation Fund
 Investor Number
 10080800
 Account Holder Name TFN/ABN
 W D & M M Peters ATF WD Peters Superannuation Fund QUOTED
 Financial Adviser
 Internal Advisor

Transaction Statement

01 July 2018 to 21 June 2019

Dear Sir/Madam,

Your investment details and transaction history for the period are now available and outlined below.

Investment Summary - 21 June 2019

| Date | Investment Fund | Price | Units Held | Market Value | % |
|------------|------------------------------------|----------|--------------|---------------------|---------------|
| 21/06/2019 | OC Dynamic Equity Fund (OPS0001AU) | \$3.5363 | 170,550.5120 | \$603,117.78 | 100.00 |
| 21/06/2019 | Total Investments | | | \$603,117.78 | 100.00 |

OC Dynamic Equity Fund (OPS0001AU) - Fund Transactions

| Date | Transactions | Unit Price (\$) | Transaction Units | Amount (AUD) | Unit Balance |
|------------|---------------------------|-----------------|-------------------|---------------|----------------|
| 01/07/2018 | Opening Balance | 4.1357 | | 717,724.67 ✓ | 173,543.6979 |
| 02/07/2018 | Distribution Reinvestment | 3.7305 | 19,431.6097 ✓ | 72,489.62 ✓ | 192,975.3076 |
| 15/10/2018 | Withdrawal | 3.6540 | (5,473.4537) ✓ | (20,000.00) ✓ | 187,501.8539 |
| 09/11/2018 | Withdrawal | 3.6296 | (5,510.2491) ✓ | (20,000.00) ✓ | 181,991.6048 |
| 12/11/2018 | Withdrawal | 3.6202 | (2,762.2783) ✓ | (10,000.00) ✓ | 179,229.3265 |
| 06/02/2019 | Withdrawal | 3.4008 | (2,940.4846) ✓ | (10,000.00) ✓ | 176,288.8419 |
| 21/03/2019 | Withdrawal | 3.4654 | (2,885.6698) ✓ | (10,000.00) ✓ | 173,403.1721 |
| 14/05/2019 | Withdrawal | 3.5055 | (2,852.6601) ✓ | (10,000.00) ✓ | 170,550.5120 ✓ |

18/19 = 4,50,000.00

Jack Peters

From: Client Services <clientservices@copiapartners.com.au>
Sent: Wednesday, 24 July 2019 3:41 PM
To: Jack Peters
Subject: RE: Investor 10080800 Tax stement for tax year 18/19
Attachments: COP_Periodic_Statement_10080800_INVESTOR_99597_22072019.pdf;
COP_Tax_Statement_10080800_INVESTOR_97371_18072019.pdf;
COP_Distribution_Advice_10080800_INVESTOR_91955_15072019.pdf

Good afternoon Jack

Please find your Tax Statement attached.

I have also attached the Periodic Statement and Distribution statement in case you have not downloaded these.

Kind regards,
Rose

Rose Osborne

Receptionist


Level 25, 360 Collins Street, Melbourne Vic 3000

P +61 3 9602 3199

D +61 3 9691 5413

F +61 3 9642 0066

W copiapartners.com.au



The information contained in this email is confidential and may be legally privileged. If the reader of this message is not the intended recipient, you are hereby notified that any use, dissemination, distribution or reproduction of this message is prohibited. If you have received this message in error, would you please notify us immediately and return the original message. Any views expressed in this message are those of the individual sender, except where the sender specifically states them to be the views of Copia Investment Partners. The contents of the document are not intended for distribution to any other person or corporation without prior notice to Copia Investment Partners. Please consider the environment before printing this email. Thank you.

From: Jack Peters <jack.peters@optusnet.com.au>
Sent: Monday, 8 July 2019 9:42 AM
To: Client Services <clientservices@copiapartners.com.au>
Subject: Investor 10080800 Tax stement for tax year 18/19

Hi Kristine

My accountant wants all movants of my account 10080800 in the form of a tax statement for the tax year 01/07/2018 till 01/07/2019.

Could you please send to me when available.

Regards Jack Peters

2
From: Client Services [<mailto:clientservices@copiapartners.com.au>]

Sent: Monday, 24 June 2019 2:03 PM

To: jack.peters@optusnet.com.au

Subject: Investor 10080800 Transaction Statement 2018-19

Hi Jack

Following your telephone call please find attached your transaction statement for the financial year to date as requested.

Any queries please do not hesitate to let me know.

Regards

Christine

Christine Baud

Office Manager


Level 25, 360 Collins Street, Melbourne Vic 3000

D [+61 3 9691 5405](tel:+61396915405)

M [+61 421 858 798](tel:+61421858798)

F [+61 3 9642 0066](tel:+61396420066)

W copiapartners.com.au



The information contained in this email is confidential and may be legally privileged. If the reader of this message is not the intended recipient, you are hereby notified that any use, dissemination, distribution or reproduction of this message is prohibited. If you have received this message in error, would you please notify us immediately and return the original message. Any views expressed in this message are those of the individual sender, except where the sender specifically states them to be the views of Copia Investment Partners. The contents of the document are not intended for distribution to any other person or corporation without prior notice to Copia Investment Partners. Please consider the environment before printing this email. Thank you.

Investor Number
10080800Account Holder Name TFN/ABN
W D & M M Peters ATF Supplied
WD Peters
Superannuation FundFinancial Adviser
Internal Advisor
No Address**Periodic Statement**
01 Jul 2018 to 30 Jun 2019
OC Dynamic Equity Fund (OPS0001AU)

Dear Sir/Madam

Thank you for investing in the OC Dynamic Equity Fund. We have outlined below your investment details and transaction history for the period.

Investment Summary - 30 Jun 2019

| Date | Investment Fund | Price | Units Held | Market Value | % |
|------------|--------------------------|------------|----------------|---------------------|--------|
| 30/06/2019 | OC Dynamic Equity Fund | \$3.5374 ✓ | 170,550.5120 ✓ | \$603,305.38 | 100.00 |
| 30/06/2019 | Total Investments | | | \$603,305.38 | |

OC Dynamic Equity Fund - Fund Transactions

| Date | Transactions | Unit Price (\$) | Transaction Units | Amount (AUD) | Unit Balance |
|------------|------------------------|-----------------|-------------------|-------------------|---------------------|
| 01/07/2018 | Opening Balance | 4.1357 | | 717,724.67 | 173,543.6979 |
| 02/07/2018 | Distribution | 3.7305 | 19,431.6097 | 72,489.62 | 192,975.3076 |
| 15/10/2018 | Redemption | 3.6540 | (5,473.4537) | (20,000.00) | 187,501.8539 |
| 09/11/2018 | Redemption | 3.6296 | (5,510.2491) | (20,000.00) | 181,991.6048 |
| 12/11/2018 | Redemption | 3.6202 | (2,762.2783) | (10,000.00) | 179,229.3265 |
| 06/02/2019 | Redemption | 3.4008 | (2,940.4846) | (10,000.00) | 176,288.8419 |
| 21/03/2019 | Redemption | 3.4654 | (2,885.6698) | (10,000.00) | 173,403.1721 |
| 14/05/2019 | Redemption | 3.5055 | (2,852.6601) | (10,000.00) | 170,550.5120 |
| 30/06/2019 | Closing Balance | 3.5374 | | 603,305.38 | 170,550.5120 |

| Return on Investment | Termination value | Direct Fees | Indirect Costs * | Total Fees You Paid |
|----------------------|-------------------|-------------|------------------|---------------------|
| \$(34,419.29) | \$603,305.38 | \$0.00 | \$11,102.99 | \$11,102.99 |

* This approximate amount has been deducted from your investment and covers amounts that have reduced the return on your investment but are not charged to you directly as a fee. These costs are reflected in the unit price.

In partnership with OC Funds Management, Vertium Asset Management, Chester Asset Management, Odey Asset Management, Apollo Global Equity Fund

Periodic Statement
OC Dynamic Equity Fund
01 July 2018 to 30 June 2019Page 2 of 3
Investor Number 10080800

We recommend you keep this statement for future reference.

Investor Information

Return on Investment

This includes the capital return on your investment (net of entry/exit fees), plus any distributions paid during the reporting period. Return on investment is not shown when off-market transactions occur during this time.

Termination Value

The amount you would have received if you requested a full withdrawal at the end of the period, taking into account any applicable exit fees.

Direct Fees

Represents fees directly deducted from your investment account this period as shown under the Fund Transactions section of your statement.

Indirect Costs

Indirect costs have the effect of reducing the value of your investment, even though the cost is not charged to you directly as a fee. There are different types of indirect costs. They include fees payable out of the Investment Fund to the responsible entity; amounts paid out of the Investment Fund to service providers (such as managers, custodians and administrators); and some of the costs incurred by the Investment Fund investing in a derivative. Indirect costs also include similar amounts incurred in underlying entities where the Investment Fund has invested into the underlying entity in order to gain exposure to another asset or investment. This is not an exhaustive list of the types of indirect costs. The particular types of indirect costs that apply to your investment will depend on a number of factors, including the assets held in the Investment Fund. Some of the different types of indirect costs are based on estimates which is why the amount in this statement is stated to be an approximate amount. These estimates are based on fees incurred by the Investment Fund during the last financial year.

Total Fees You Paid

This approximate amount includes all the fees and costs which affected your investment during the period. Please refer to the latest Product Disclosure Statement for full details of fees or costs which affect your investment.

Complaint Process

If you wish to make a complaint, please contact our Client Services team by phone at 1800 442 129 (free call within Australia) or +61 03 9602 3199, or email at clientservices@copiapartners.com.au. You can also write to us at Copia Investment Partners, Po Box 572, Collins Street West, Melbourne, Vic 8007.

We will aim to resolve your complaint as quickly as possible and will let you know if any further information is required.

If you feel that your complaint has not been satisfactorily addressed in the first instance by us, you may seek assistance from:

Australian Financial Complaints Authority (AFCA)
1800 931 678
Members 1300 56 55 62
info@afca.org.au
GPO Box 3 Melbourne VIC 3001



Enquiries: 1800 442 129
Mail: GPO Box 804
 Melbourne VIC 3001
Fax: +61 3 9642 0066
Web: copiapartners.com.au

Enquiries Email:
 clientservices@copiapartners.com.au

Issued by: Copia Investment Partners Ltd
 ABN 22 092 872 056, AFSL 229316

Responsible Entity: Copia Investment Partners

W D & M M Peters ATF WD Peters Superannuation Fund
 134 Beaconsfield Parade
 Albert Park VIC 3206

Page
 1 of 2

Date
 18 July 2019

Financial Adviser
 Internal Advisor
 No Address

AMIT Member Annual Statement OC Dynamic Equity Fund (OPS0001AU) 01 July 2018 to 30 June 2019

Dear Sir/Madam

Please find below the Attribution Managed Investment Trust Member Annual (AMMA) Statement for the year ended 30 June 2019 for your investment in the OC Dynamic Equity Fund.

The following tax return items are valid for Australian resident individual unitholders only.

If any of the details in Part A are incorrect, update your details with your trustee.

Part A: Your Details

Investor Name

W D & M M Peters ATF WD Peters Superannuation Fund

Investor Number

10080800

Account Holder Name

W D & M M Peters ATF WD Peters Superannuation Fund

TFN/ABN

Supplied

Investor Type

Superannuation Fund

Tax Residence

Australia

TIN for country of residence

| Part B Tax Return (Supplementary Section) | Summary of tax return (supplementary section) items | |
|--|--|------------------|
| | Amount (\$) | Tax return label |
| Non-primary production income | 1,334.98 | ✓ 13U |
| Franked distributions from trusts | 8,995.83 | ✓ 13C |
| Franking credits | 5,248.57 | ✓ 13Q |
| Net capital gains | 29,396.41 | × 18A |
| Total current year capital gains | 58,792.82 | ✓ 18H |
| Assessable foreign source income | 163.12 | ✓ 20E |
| Other net foreign source income | 163.12 | 20M |

*To work out your foreign income tax offset (FITO) entitlement, see "20 Foreign source income and foreign assets or property" or the Guide to foreign income tax offset rules on www.ato.gov.au.

Please retain this statement for income tax purposes

| Part C Components of an attribution | Cash distribution (\$) | Tax paid or tax offsets Gross Up (\$) | Attribution/Amount (\$) |
|---|-------------------------------|--|-------------------------|
| Australian Income | | | |
| Other Income - MIT | 169.70 | 0.00 | 169.70 |
| Dividends: unfranked amount - MIT | 299.05 | 0.00 | 299.05 |
| Unfranked dividends conduit foreign income | 689.35 | 0.00 | 689.35 |
| Interest (subject to non-resident WHT) | 176.88 | 0.00 | 176.88 |
| Non-primary production income | 1,334.98 ✓ | 0.00 | 1,334.98 |
| Dividend: Franked amount (Franked distributions) | 3,747.26 ✓ | 5,248.57 ✓ | 8,995.83 |
| Capital Gains | | | |
| Discounted capital gain NTARP | 29,396.41 | 0.00 | 29,396.41 |
| Net capital gains | 29,396.41 | 0.00 | 29,396.41 |
| AMIT CGT gross up amount | | | 29,396.41 |
| Other capital gains distribution | 29,479.96 | | |
| Total current year capital gains | 58,876.37 ✓ | | 58,792.82 |
| Foreign Income | | | |
| Other Net Foreign Source Income | 163.12 | 0.00 | 163.12 |
| Assessable net foreign income | 163.12 ✓ | 0.00 | 163.12 |
| Total foreign income | 163.12 | 0.00 | 163.12 |
| Tax Offset | | Amount (\$) | |
| Franking credit tax offset | | 5,248.57 | |
| Total tax offset | | 5,248.57 | |
| Other Non-Assessable Amounts | Cash distribution (\$) | Attribution amount (\$) | |
| Other Non-Attributable Amounts | 83.55 | | |
| Gross cash distribution | 64,205.28 | | |
| AMIT Cost Base Adjustment | | Amount (\$) | |
| AMIT cost base - excess | | 167.10 | ✓ |
| Other Deductions From Distributions | | | |
| Net cash distributions | 64,205.28 | | |

Note: Foreign resident withholding tax (S12-H)

If Managed Investment Trust withholding tax is applicable to your investment, this is the sum of the amounts withheld from fund payments made for the year ended 30 June pursuant to Subdivision 12-H and Subdivision 12A-B of Schedule 1 of the Taxation Administration Act 1953.

Note: NZ Franking Credits

The NZ franking credits attached to the above income are:

\$13.85

These credits can only be utilised by NZ investors. They are denoted in \$NZD.


More information

For more information, contact our Client Services team on:

P 1800 442 129 (free call within Australia) or +61 3 9602 3199

E clientservices@copiapartners.com.au

Yours sincerely,



Sam Cole
Chief Operating Officer, Copia Investment Partners

In partnership with OC Funds Management, Vertium Asset Management, Chester Asset Management, Odey Asset Management, Apollo Global Equity Fund

If you choose to use a tax agent to prepare your income tax return, please advise them to rely on the information in this statement rather than information that may be displayed in the tax agent's pre-filing service.



W D & M M Peters ATF WD Peters Superannuation Fund
 134 Beaconsfield Parade
 Albert Park VIC 3206

Enquiries: 1800 442 129
Mail: GPO Box 804
 Melbourne VIC 3001
Fax: +61 3 9642 0066
Web: copiapartners.com.au

Enquiries Email:
 clientservices@copiapartners.com.au

Issued by: Copia Investment Partners Ltd
 ABN 22 092 872 056, AFSL 229316

Responsible Entity: Copia Investment Partners

Distribution Statement
Period Ended 28 June 2019
OC Dynamic Equity Fund (OPS0001AU)

Date
 16 July 2019

Investor Name
 W D & M M Peters ATF W D Peters
 Superannuation Fund

Investor Number
 10080800

Account Holder Name **TFN/ABN**
 W D & M M Peters ATF Supplied
 WD Peters
 Superannuation Fund

Financial Adviser
 Internal Advisor
 No Address

Dear Sir/Madam

Thank you for investing in the OC Dynamic Equity Fund.

Holding Summary as at Period End Date

| Date | Units Held | Unit Price | Market Value (AUD) |
|------------|--------------|------------|--------------------|
| 28/06/2019 | 170,550.5120 | 3.5374 | \$603,305.38 ✓ |

Distribution Details

| Date Paid | Dollars Per Unit | Gross Amount | TFN Withholding Tax | Non-Resident Withholding Tax | Net Amount |
|------------|------------------|--------------|---------------------|------------------------------|---------------|
| 16/07/2019 | \$0.376459 | \$64,205.28 | \$0.00 | \$0.00 | \$64,205.28 ✓ |

Distribution Payment: \$64,205.28

We have paid your distribution as per your instructions and have reinvested \$64,205.28 into the OC Dynamic Equity Fund for a total of 20,243.8138 units at the price of 3.1716. From 01 July 2019, we will apply your reinvested units.

We recommend you keep this statement for future reference.