
Financial statements and reports for the year ended
30 June 2021

NOONIE SUPER FUND

Statement of Financial Position

Operating Statement

Notes to the Financial Statements

Trustees Declaration

Trustee Minute / Resolution

Members Statement

Investment Summary

NOONIE SUPER FUND
Statement of Financial Position

As at 30 June 2021

| | Note | 2021 \$ | 2020 \$ |
|--|------|---------------------|-------------------|
| Assets | | | |
| Investments | | | |
| Fixed Interest Securities (Australian) | 2 | 134,458.68 | 130,903.04 |
| Shares in Listed Companies (Australian) | 3 | 563,856.33 | 437,017.94 |
| Units in Listed Unit Trusts (Australian) | 4 | 320,027.18 | 163,233.66 |
| Total Investments | | <u>1,018,342.19</u> | <u>731,154.64</u> |
| Other Assets | | | |
| Cash at Bank-Macq #3866 | | 21,289.16 | 76,331.47 |
| NAB Cheque #2764 | | 27,430.59 | 112,031.66 |
| Distributions Receivable | | 1,453.88 | 0.00 |
| Income Tax Refundable | | 4,879.00 | 6,196.94 |
| Total Other Assets | | <u>55,052.63</u> | <u>194,560.07</u> |
| Total Assets | | <u>1,073,394.82</u> | <u>925,714.71</u> |
| Net assets available to pay benefits | | <u>1,073,394.82</u> | <u>925,714.71</u> |
| Represented by: | | | |
| Liability for accrued benefits allocated to members' accounts | 6, 7 | | |
| Ford, Paula Patricia - Pension (P1) | | (0.01) | (0.01) |
| Ford, Paula Patricia - Pension (P4) | | 475,237.23 | 412,460.98 |
| Ford, Paula Patricia - Pension (P5) | | 489,720.28 | 407,065.96 |
| Ford, Paula Patricia - Pension (Pension) | | 108,437.32 | 90,138.51 |
| Ford, Michael James - Pension (P2) | | 0.00 | 16,049.27 |
| Total Liability for accrued benefits allocated to members' accounts | | <u>1,073,394.82</u> | <u>925,714.71</u> |

NOONIE SUPER FUND

Operating Statement

For the year ended 30 June 2021

| | Note | 2021 \$ | 2020 \$ |
|---|------|-------------------|------------------|
| Income | | | |
| Investment Income | | | |
| Trust Distributions | 10 | 6,677.87 | 6,129.09 |
| Dividends Received | 9 | 11,973.03 | 16,402.23 |
| Interest Received | | 3,581.76 | 4,147.89 |
| Other Investment Income | | 1,695.05 | 0.00 |
| Investment Gains | | | |
| Changes in Market Values | 11 | 160,678.40 | (27,465.40) |
| Contribution Income | | | |
| Personal Non Concessional | | 0.00 | 100,000.00 |
| Total Income | | <u>184,606.11</u> | <u>99,213.81</u> |
| Expenses | | | |
| Accountancy Fees | | 1,210.00 | 1,210.00 |
| ATO Supervisory Levy | | 259.00 | 259.00 |
| Auditor's Remuneration | | 330.00 | 330.00 |
| Bank Charges | | 0.00 | 0.60 |
| | | <u>1,799.00</u> | <u>1,799.60</u> |
| Member Payments | | | |
| Pensions Paid | | 40,000.00 | 46,400.00 |
| Total Expenses | | <u>41,799.00</u> | <u>48,199.60</u> |
| Benefits accrued as a result of operations before income tax | | <u>142,807.11</u> | <u>51,014.21</u> |
| Income Tax Expense | 12 | (4,873.00) | (6,190.93) |
| Benefits accrued as a result of operations | | <u>147,680.11</u> | <u>57,205.14</u> |

Notes to the Financial Statements

For the year ended 30 June 2021

Note 1: Summary of Significant Accounting Policies

The trustees have prepared the financial statements on the basis that the Superannuation Fund is a non-reporting entity because there are no users dependent on general purpose financial statements. The financial statements are therefore special purpose financial statements that have been prepared in order to meet the requirements of the Superannuation Industry (Supervision) Act 1993 and associated Regulations, the trust deed of the Fund and the needs of members.

The financial statements have been prepared on a cash basis and are based on historical costs, except for investments which have been measured at market value.

The following significant accounting policies, which are consistent with the policies applied in the previous period unless otherwise stated, have been adopted in the preparation of the financial statements.

The financial statements were authorised for issue by the Trustee(s).

a. Measurement of Investments

The Fund initially recognises:

- (i) an investment when it controls the future economic benefits expected to flow from the asset. For financial assets, the trade date is considered to be the date on which control of the future economic benefits attributable to the asset passes to the Fund; and
- (ii) a financial liability on the date it becomes a party to the contractual provisions of the instrument.

Investments of the Fund have been measured at market value, which refers to the amount that a willing buyer could reasonably be expected to pay to acquire an asset from a willing seller if the following assumptions were made:

- that the buyer and the seller deal with each other at arm's length in relation to the sale;
- that the sale occurred after proper marketing of the asset; and
- that the buyer and the seller acted knowledgeably and prudentially in relation to the sale.

Market value has been determined as follows:

- (i) shares and other securities listed on the Australian Securities Exchange by reference to the relevant market quotations at the end of the reporting period;
- (ii) units in managed funds by reference to the unit redemption price at the end of the reporting period;
- (iii) fixed-interest securities by reference to the redemption price at the end of the reporting period;
- (iv) unlisted investments are stated at trustees' assessment based on estimated market value at balance date or where necessary, an external valuer's opinion; and
- (v) investment properties at the trustees' assessment of the market value or where necessary a qualified independent valuer's opinion at the end of reporting period.

Financial liabilities, such as trade creditors and other payables, are measured at the gross value of the outstanding balance at the end of the reporting period. The trustees have determined that the gross values of the Fund's financial liabilities is equivalent to their market values. Any remeasurement changes in the gross values of non-current financial liabilities (including liabilities for members' accrued benefits) are recognised in the operating statement in the periods in which they occur.

b. Cash and Cash Equivalents

Cash and cash equivalents include cash on hand and at call, deposits with banks and short-term, highly liquid investments that are readily convertible to cash and subject to an insignificant risk of change in value.

c. Revenue

Revenue is recognised to the extent that it is probable that the economic benefits will flow to the Fund and the revenue can be reliably measured. Revenue is recognised at the fair value of the consideration received or receivable.

Notes to the Financial Statements

For the year ended 30 June 2021

Interest revenue

Interest revenue is recognised in respect of fixed-interest securities, and cash and cash equivalent balances. Interest revenue is recognised upon receipt.

Dividend revenue

Dividend revenue is recognised when the dividend has been paid or, in the case of dividend reinvestment schemes, when the dividend is credited to the benefit of the fund.

Rental revenue

Rental revenue arising from operating leases on investment properties is recognised upon receipt.

Distribution revenue

Distributions from unit trusts and managed funds are recognised as at the date the unit value is quoted ex-distribution and if not received at the end of the reporting period, are reflected in the statement of financial position as a receivable at market value.

Remeasurement changes in market values

Remeasurement changes in the market values of assets are recognised as income and determined as the difference between the market value at year-end or consideration received (if sold during the year) and the market value as at the prior year-end or cost (if acquired during the period).

Contributions

Contributions and transfers in are recognised when the control and the benefits from the revenue have been attained and are recorded by the Fund, gross of any taxes, in the period to which they relate.

d. Liability for Accrued Benefits

The liability for accrued benefits represents the Fund's present obligation to pay benefits to members and beneficiaries, and has been calculated as the difference between the carrying amount of the assets and the carrying amount of the other payables and income tax liabilities as at the end of the reporting period.

e. Critical Accounting Estimates and Judgements

The preparation of financial statements requires the trustees to make judgements, estimates and assumptions that affect the application of accounting policies and the reported amounts of assets and liabilities, income and expenses. Actual results may differ from these estimates.

Estimates and underlying assumptions are reviewed on an ongoing basis. Revisions to accounting estimates are recognised in the period in which the estimate is revised and in any future period affected.

Note 2: Fixed Interest Securities (Australian)

| | 2021 \$ | 2020 \$ |
|--------------------------------------|------------|------------|
| Rabo Direct HISA 0039686-00 | 32,404.69 | 28,853.19 |
| Rabo Direct Premium Saver 0039686-10 | 1,647.50 | 1,645.45 |
| Rabo Direct Term Deposit | 100,000.00 | 100,000.00 |
| UBank #19-055-0563 | 287.80 | 286.32 |
| UBank #37-612-5207 | 118.69 | 118.08 |

Notes to the Financial Statements

For the year ended 30 June 2021

| | | |
|---|-------------|-------------|
| | 134,458.68 | 130,903.04 |
| Note 3: Shares in Listed Companies (Australian) | | |
| | 2021 | 2020 |
| | \$ | \$ |
| Ancor Plc - Cdi 1:1 Foreign Exempt Nyse | 0.00 | 18,824.00 |
| Australia and New Zealand Banking Group Limited - Ordinary Fully Paid | 18,579.00 | 12,302.40 |
| Aurizon Holdings Limited | 36,177.00 | 0.00 |
| Bhp Billiton Limited - Ordinary Fully Paid | 55,855.50 | 41,193.00 |
| Commonwealth Bank Of Australia. | 0.00 | 29,156.40 |
| Csl Limited - Ordinary Fully Paid | 85,557.00 | 86,100.00 |
| Graincorp Limited | 25,800.00 | 0.00 |
| James Hardie Industries Plc - Chess Depositary Interests 1:1 | 0.00 | 22,016.00 |
| Macquarie Group Limited - Ordinary Fully Paid | 60,538.41 | 45,898.20 |
| National Australia Bank Limited | 34,846.38 | 23,449.14 |
| Perenti Global Limited | 29,754.03 | 0.00 |
| Vaneck Vectors Msci World Ex Australia Quality Etf - Exchange Traded Fund Units | 0.00 | 40,547.00 |
| Ramsay Health Care Limited | 23,291.50 | 24,612.40 |
| Regis Resources Limited | 64,359.56 | 0.00 |
| Washington H Soul Pattinson & Company Limited - Ordinary Fully Paid | 57,846.95 | 48,825.00 |
| Tabcorp Holdings Limited - Ordinary Fully Paid | 0.00 | 15,210.00 |
| Telstra Corporation Limited. | 18,800.00 | 15,650.00 |
| Worley Limited | 19,136.00 | 0.00 |
| Woolworths Limited - Ordinary Fully Paid | 0.00 | 13,234.40 |
| Woodside Petroleum Ltd | 33,315.00 | 0.00 |
| | 563,856.33 | 437,017.94 |

Note 4: Units in Listed Unit Trusts (Australian)

| | | |
|---|-------------|-------------|
| | 2021 | 2020 |
| | \$ | \$ |
| Aventus Group - Fully Paid Ordinary/Units Stapled Securities | 22,050.00 | 14,630.00 |
| IEU: Ishares Europe Etf - Chess Depositary Interests 1:1 Isheu350 | 36,260.00 | 29,775.00 |

NOONIE SUPER FUND**Notes to the Financial Statements**

For the year ended 30 June 2021

| | | |
|--|------------|------------|
| IVV: Ishares Core S&p 500 Etf - Chess Depositary Interests 1:1 Ishs&p500 | 54,410.30 | 42,405.15 |
| Lend Lease Corporation Limited Stapled | 29,944.98 | 32,322.81 |
| Vaneck Msci International Quality Etf | 50,986.00 | 0.00 |
| Spark Infrastructure Group | 74,250.00 | 0.00 |
| Sydney Airport | 18,585.90 | 18,200.70 |
| Vanguard Australian Shares High Yield Etf - Exchange Traded Fund Units Fully Pai | 33,540.00 | 25,900.00 |
| | <hr/> | <hr/> |
| | 320,027.18 | 163,233.66 |
| | <hr/> | <hr/> |

Note 5: Banks and Term Deposits

| | 2021 \$ | 2020 \$ |
|-------------------------|-------------------|-------------------|
| Banks | | |
| Cash at Bank-Macq #3866 | 21,289.16 | 76,331.47 |
| NAB Cheque #2764 | 27,430.59 | 112,031.66 |
| | <hr/> | <hr/> |
| | 48,719.75 | 188,363.13 |
| | <hr/> | <hr/> |

Note 6: Liability for Accrued Benefits

| | 2021 \$ | 2020 \$ |
|---|-------------------|-------------------|
| Liability for accrued benefits at beginning of year | 925,714.71 | 868,509.57 |
| Benefits accrued as a result of operations | 147,680.11 | 57,205.14 |
| Current year member movements | 0.00 | 0.00 |
| | <hr/> | <hr/> |
| Liability for accrued benefits at end of year | 1,073,394.82 | 925,714.71 |
| | <hr/> | <hr/> |

Note 7: Vested Benefits

Vested benefits are benefits that are not conditional upon continued membership of the fund (or any factor other than resignation from the plan) and include benefits which members were entitled to receive had they terminated their fund membership as at the end of the reporting period.

| | 2021 \$ | 2020 \$ |
|-----------------|-------------------|-------------------|
| Vested Benefits | <hr/> | <hr/> |
| | 1,073,394.82 | 925,714.71 |
| | <hr/> | <hr/> |

Note 8: Guaranteed Benefits

No guarantees have been made in respect of any part of the liability for accrued benefits.

NOONIE SUPER FUND**Notes to the Financial Statements**

For the year ended 30 June 2021

Note 9: Dividends

| | 2021 \$ | 2020 \$ |
|--|------------|------------|
| Amtcor Plc - Cdi 1:1 Foreign Exempt Nyse | 817.44 | 452.40 |
| Aurizon Holdings Limited | 1,166.15 | 0.00 |
| Australia and New Zealand Banking Group Limited - Ordinary Fully Paid | 396.00 | 1,056.00 |
| Bhp Billiton Limited - Ordinary Fully Paid | 2,375.80 | 2,450.72 |
| Commonwealth Bank Of Australia. | 1,041.60 | 1,810.20 |
| Csl Limited - Ordinary Fully Paid | 845.59 | 877.74 |
| James Hardie Industries Plc - Chess Depositary Interests 1:1 | 0.00 | 332.57 |
| Macquarie Group Limited - Ordinary Fully Paid | 1,219.05 | 2,360.70 |
| National Australia Bank Limited | 779.70 | 2,037.65 |
| Pm Capital Global Opportunities Fund Limited - Ordinary Fully Paid | 0.00 | 400.00 |
| Ramsay Health Care Limited | 179.45 | 770.00 |
| Reliance Worldwide Corporation Limited | 168.75 | 0.00 |
| Tabcorp Holdings Limited - Ordinary Fully Paid | 337.50 | 990.00 |
| Telstra Corporation Limited. | 800.00 | 800.00 |
| Washington H Soul Pattinson & Company Limited - Ordinary Fully Paid | 1,046.15 | 1,475.00 |
| Woodside Petroleum Ltd | 229.45 | 223.60 |
| Woolworths Limited - Ordinary Fully Paid | 170.40 | 365.65 |
| Worley Limited | 400.00 | 0.00 |
| | 11,973.03 | 16,402.23 |

Note 10: Trust Distributions

| | 2021 \$ | 2020 \$ |
|--|------------|------------|
| Vanguard Australian Shares High Yield Etf - Exchange Traded Fund Units Fully Paid | 1,025.94 | 1,555.54 |
| Aventus Group - Fully Paid Ordinary/Units Stapled Securities | 1,222.90 | 372.75 |
| Lend Lease Corporation Limited Stapled | 477.04 | 1,241.67 |
| Vaneck Msci International Quality Etf | 494.00 | 0.00 |
| IEU: Ishares Europe Etf - Chess Depositary Interests 1:1 Isheu350 | 678.83 | 875.64 |
| Spark Infrastructure Group | 2,145.00 | 0.00 |
| Sydney Airport | 0.00 | 1,251.90 |
| IVV: Ishares Core S&p 500 Etf - Chess Depositary Interests 1:1 Ishep500 | 634.16 | 543.10 |
| IJP: Ishares Msci Japan Etf - Chess Depositary Interests 1:1 Ishmscijp | 0.00 | 288.49 |
| | 6,677.87 | 6,129.09 |

Notes to the Financial Statements

For the year ended 30 June 2021

Note 11: Changes in Market Values

Unrealised Movements in Market Value

| | 2021 \$ | 2020 \$ |
|---|------------|-------------|
| Shares in Listed Companies (Australian) | | |
| Amcor Plc - Cdi 1:1 Foreign Exempt Nyse | 1,125.24 | (1,125.24) |
| Aurizon Holdings Limited | (5,141.60) | 0.00 |
| Australia and New Zealand Banking Group Limited - Ordinary Fully Paid | 6,276.60 | (6,316.20) |
| Bhp Billiton Limited - Ordinary Fully Paid | 14,662.50 | (6,141.00) |
| Commonwealth Bank Of Australia. | (2,326.94) | (5,611.20) |
| Csl Limited - Ordinary Fully Paid | (543.00) | 21,600.00 |
| Graincorp Limited | 3,265.61 | 0.00 |
| James Hardie Industries Plc - Chess Depositary Interests 1:1 | (2,842.44) | 7,056.00 |
| Macquarie Group Limited - Ordinary Fully Paid | 14,640.21 | (2,627.73) |
| National Australia Bank Limited | 10,617.54 | (10,866.27) |
| Perenti Global Limited | (245.48) | 0.00 |
| Pm Capital Global Opportunities Fund Limited - Ordinary Fully Paid | 0.00 | (2,440.77) |
| Ramsay Health Care Limited | (1,320.90) | (10,922.25) |
| Regis Resources Limited | (6,985.98) | 0.00 |
| Tabcorp Holdings Limited - Ordinary Fully Paid | 5,751.52 | (4,815.00) |
| Telstra Corporation Limited. | 3,150.00 | (3,600.00) |
| Vaneck Vectors Msci World Ex Australia Quality Etf - Exchange Traded Fund Units | (1,028.64) | 1,028.64 |
| Washington H Soul Pattinson & Company Limited - Ordinary Fully Paid | 21,804.29 | (6,150.00) |
| Woodside Petroleum Ltd | 5,472.18 | 572.99 |
| Woolworths Limited - Ordinary Fully Paid | (1,157.96) | 1,437.75 |
| Worley Limited | (1,222.58) | 0.00 |
| | 63,950.17 | (28,920.28) |
| Units in Listed Unit Trusts (Australian) | | |
| Aventus Group - Fully Paid Ordinary/Units Stapled Securities | 7,420.00 | (5,484.59) |
| IEU: Ishares Europe Etf - Chess Depositary Interests 1:1 Isheu350 | 6,485.00 | (2,110.00) |

NOONIE SUPER FUND
Notes to the Financial Statements

For the year ended 30 June 2021

| | | |
|--|------------|-------------|
| IJP: Ishares Msci Japan Etf - Chess Depositary Interests 1:1 Ishmscijp | 0.00 | (11,334.27) |
| IVV: Ishares Core S&p 500 Etf - Chess Depositary Interests 1:1 Ishs&p500 | 12,005.15 | 2,408.25 |
| Lend Lease Corporation Limited Stapled | (2,377.83) | (920.59) |
| Spark Infrastructure Group | 4,045.55 | 0.00 |
| Sydney Airport | 385.20 | (7,607.70) |
| Vaneck Msci International Quality Etf | 11,467.64 | 0.00 |
| Vanguard Australian Shares High Yield Etf - Exchange Traded Fund Units Fully Pai | 7,640.00 | (5,300.00) |
| | 47,070.71 | (30,348.90) |
| Total Unrealised Movement | 111,020.88 | (59,269.18) |

Realised Movements in Market Value

| | 2021 | 2020 |
|--|-------------|-------------|
| | \$ | \$ |
| Shares in Listed Companies (Australian) | | |
| Ancor Plc - Cdi 1:1 Foreign Exempt Nyse | 163.45 | 0.00 |
| Cimic Group Limited | 5,913.92 | 0.00 |
| Commonwealth Bank Of Australia. | 14,436.66 | 0.00 |
| James Hardie Industries Plc - Chess Depositary Interests 1:1 | 9,190.49 | 0.00 |
| Pm Capital Global Opportunities Fund Limited - Ordinary Fully Paid | 0.00 | 4,739.47 |
| Ramsay Health Care Limited | 0.00 | 9,955.68 |
| Reliance Worldwide Corporation Limited | 4,962.18 | 0.00 |
| Tabcorp Holdings Limited - Ordinary Fully Paid | 1,665.26 | 0.00 |
| Washington H Soul Pattinson & Company Limited - Ordinary Fully Paid | 7,204.40 | 0.00 |
| Woodside Petroleum Ltd | 0.00 | (1,621.89) |
| Woolworths Limited - Ordinary Fully Paid | 1,730.46 | 0.00 |
| | 45,266.82 | 13,073.26 |
| Units in Listed Unit Trusts (Australian) | | |
| Charter Hall Group | 4,390.70 | 0.00 |
| IJP: Ishares Msci Japan Etf - Chess Depositary Interests 1:1 Ishmscijp | 0.00 | 15,741.69 |
| Lend Lease Corporation Limited Stapled | 0.00 | 2,952.50 |

NOONIE SUPER FUND
Notes to the Financial Statements

For the year ended 30 June 2021

| | | |
|---------------------------------|------------|-------------|
| | 4,390.70 | 18,694.19 |
| Total Realised Movement | 49,657.52 | 31,767.45 |
| Changes in Market Values | 160,678.40 | (27,501.73) |

Note 12: Income Tax Expense

| | 2021 | 2020 |
|--|-------------|-------------|
| | \$ | \$ |
| The components of tax expense comprise | | |
| Current Tax | (4,873.00) | (6,190.93) |
| Income Tax Expense | (4,873.00) | (6,190.93) |

The prima facie tax on benefits accrued before income tax is reconciled to the income tax as follows:

| | | |
|--|-----------|----------|
| Prima facie tax payable on benefits accrued before income tax at 15% | 21,421.07 | 7,652.10 |
|--|-----------|----------|

Less:

Tax effect of:

| | | |
|---|-----------|-----------|
| Non Taxable Contributions | 0.00 | 15,000.00 |
| Increase in MV of Investments | 16,653.13 | 0.00 |
| Exempt Pension Income | 4,191.30 | 4,967.55 |
| Realised Accounting Capital Gains | 7,448.63 | 4,770.60 |
| Accounting Trust Distributions | 1,001.68 | 1.95 |
| Tax Adjustment – Investment Expenses (I1) | 0.00 | 0.00 |
| Other Non-Taxable Income | 0.00 | (44.10) |

Add:

Tax effect of:

| | | |
|-------------------------------|----------|----------|
| Decrease in MV of Investments | 0.00 | 8,890.35 |
| SMSF Non-Deductible Expenses | 269.85 | 231.15 |
| Pension Payments | 6,000.00 | 6,960.00 |
| Franking Credits | 730.95 | 928.65 |
| Foreign Credits | 45.03 | 0.00 |
| Taxable Trust Distributions | 569.19 | 0.00 |
| Distributed Foreign Income | 259.21 | 0.00 |
| Rounding | (0.56) | 33.75 |

NOONIE SUPER FUND

Notes to the Financial Statements

For the year ended 30 June 2021

| | | |
|-----------------------|------------|------------|
| Less credits: | | |
| Franking Credits | 4,873.00 | 6,190.93 |
| | | |
| Current Tax or Refund | (4,873.00) | (6,190.93) |

NOONIE SUPER FUND

Trustees Declaration

The trustees have determined that the Fund is not a reporting entity and that these special purpose financial statements should be prepared in accordance with the accounting policies described in Note 1 to the financial statements.

The trustees declare that:

- (i) the financial statements and notes to the financial statements for the year ended 30 June 2021 present fairly, in all material respects, the financial position of the Superannuation Fund at 30 June 2021 and the results of its operations for the year ended on that date in accordance with the accounting policies described in Note 1 to the financial statements;
- (ii) the financial statements and notes to the financial statements have been prepared in accordance with the requirements of the trust deed; and
- (iii) the operation of the superannuation fund has been carried out in accordance with its trust deed and in compliance with the requirements of the Superannuation Industry (Supervision) Act 1993 and associated Regulations during the year ended 30 June 2021.

Specifically, the trustees declare that:

- in accordance with s120 of the Superannuation Industry (Supervision) Act 1993, no individual trustee has been or is a disqualified person;
- the Fund has satisfactory title to all assets, all assets are unencumbered and free from charge as prescribed by s50 of the Superannuation Industry (Supervision) Act 1993 and reg13.14 of the Superannuation Industry (Supervision) Regulations 1994; and
- to the knowledge of the trustees, there have been no events or transactions subsequent to the balance date which could have a material impact on the Fund. Where such events have occurred, the effect of such events has been accounted and noted in the Fund's financial statements.

Signed in accordance with a resolution of the trustees by:

.....
Paula Patricia Ford

Trustee

.....
Michael James Ford

Trustee

25 January 2022

Minutes of a meeting of the Trustee(s)

held on 25 January 2022 at Keera, Condobolin, New South Wales 2877

| | |
|---|---|
| PRESENT: | Paula Patricia Ford and Michael James Ford |
| MINUTES: | The Chair reported that the minutes of the previous meeting had been signed as a true record. |
| FINANCIAL STATEMENTS OF SUPERANNUATION FUND: | <p>It was resolved that the financial statements would be prepared as special purpose financial statements as, in the opinion of the trustee(s), the Superannuation Fund is a non-reporting entity and therefore is not required to comply with all Australian Accounting Standards.</p> <p>The Chair tabled the financial statements and notes to the financial statements of the Superannuation Fund in respect of the year ended 30 June 2021 and it was resolved that such statements be and are hereby adopted as tabled.</p> |
| TRUSTEE'S DECLARATION: | It was resolved that the trustee's declaration of the Superannuation Fund be signed. |
| ANNUAL RETURN: | Being satisfied that the Fund had complied with the requirements of the Superannuation Industry (Supervision) Act 1993 (SISA) and Regulations during the year ended 30 June 2021, it was resolved that the annual return be approved, signed and lodged with the Australian Taxation Office. |
| TRUST DEED: | The Chair tabled advice received from the Fund's legal adviser confirming that the fund's trust deed is consistent with all relevant superannuation and trust law. |
| INVESTMENT STRATEGY: | The allocation of the Fund's assets and the Fund's investment performance over the financial year were reviewed and found to be within the acceptable ranges outlined in the investment strategy. After considering the risk, rate of return, diversification and liquidity of the investments and the ability of the Fund to discharge its existing liabilities, it was resolved that the investment strategy continues to reflect the purposes and circumstances of the Fund and its members. Accordingly, no changes in the investment strategy were required. |
| INSURANCE COVER: | The trustee(s) reviewed the current life and total and permanent disability insurance coverage on offer to the members and resolved that the current insurance arrangements were appropriate for the Fund. |
| ALLOCATION OF INCOME: | It was resolved that the income of the Fund would be allocated to the members based on their average daily balance (an alternative allocation basis may be percentage of opening balance). |
| INVESTMENT ACQUISITIONS: | It was resolved to ratify the investment acquisitions throughout the financial year ended 30 June 2021. |
| INVESTMENT DISPOSALS: | It was resolved to ratify the investment disposals throughout the financial year ended 30 June 2021. |
| AUDITORS: | <p>It was resolved that</p> <p>Brian Taylor</p> <p>of</p> <p>Pobox A2235, Sydney South, New South Wales 1235</p> <p>act as auditors of the Fund for the next financial year.</p> |

Minutes of a meeting of the Trustee(s)

held on 25 January 2022 at Keera, Condobolin, New South Wales 2877

TAX AGENTS:

It was resolved that

Alisten Joseph

act as tax agents of the Fund for the next financial year.

TRUSTEE STATUS:

Each of the trustee(s) confirmed that they are qualified to act as trustee(s) of the Fund and that they are not disqualified persons as defined by s 120 of the SISA.

CONTRIBUTIONS RECEIVED:

It was resolved that the contributions during the year be allocated to members on the basis of the schedule provided by the principal Fund employer.

ACCEPTANCE OF ROLLOVERS:

The trustee has ensured that any rollover made to the Fund, meets the requirements of the Fund's deed and does not breach the superannuation laws in relation to:

1. making rollover between Funds; and,
2. breaching the Fund or the member investment strategy.

The trustee has reviewed the rollover and received advice that the rollover is in accordance with the Trust Deed and the rules of the Fund and the superannuation laws. As such the trustee has resolved to accept the rollover on behalf of the member.

PAYMENT OF BENEFITS:

The trustee has ensured that any payment of benefits made from the Fund, meets the requirements of the Fund's deed and does not breach the superannuation laws in relation to:

1. making payments to members; and,
2. breaching the Fund or the member investment strategy.

The trustee has reviewed the payment of the benefit and received advice that the transfer is in accordance with the Deed and the superannuation laws. As such the trustee has resolved to allow the payment of the benefits on behalf of the member.

CLOSURE:

All resolutions for this meeting were made in accordance with the SISA and Regulations.

There being no further business the meeting then closed.

Signed as a true record –

.....

Michael James Ford

Chairperson

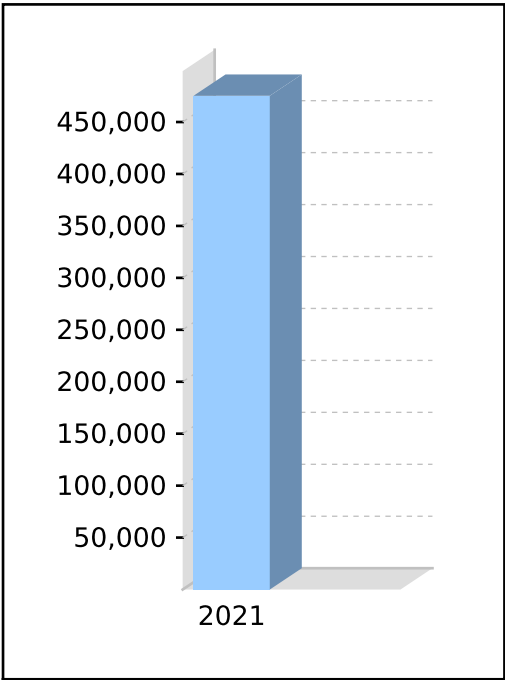
NOONIE SUPER FUND

Members Statement

Paula Patricia Ford
Keera
Condobolin, New South Wales, 2877, Australia

| | | | |
|----------------------------|------------------|-------------------------|------------|
| Your Details | | Nominated Beneficiaries | N/A |
| Date of Birth : | Provided | Vested Benefits | 475,237.23 |
| Age: | 74 | Total Death Benefit | 475,237.23 |
| Tax File Number: | Provided | Current Salary | 0.00 |
| Date Joined Fund: | 07/06/2007 | Previous Salary | 0.00 |
| Service Period Start Date: | 07/06/2007 | Disability Benefit | 0.00 |
| Date Left Fund: | | | |
| Member Code: | FORPAU00004P | | |
| Account Start Date | 01/07/2011 | | |
| Account Phase: | Retirement Phase | | |
| Account Description: | P4 | | |

| | |
|--------------------------------|------------|
| Your Balance | |
| Total Benefits | 475,237.23 |
| <u>Preservation Components</u> | |
| Preserved | |
| Unrestricted Non Preserved | 475,237.23 |
| Restricted Non Preserved | |
| <u>Tax Components</u> | |
| Tax Free (86.50%) | 411,037.30 |
| Taxable | 64,199.93 |



| | | |
|--|------------|------------|
| Your Detailed Account Summary | | |
| | | This Year |
| Opening balance at | 01/07/2020 | 412,460.98 |
| <u>Increases to Member account during the period</u> | | |
| Employer Contributions | | |
| Personal Contributions (Concessional) | | |
| Personal Contributions (Non Concessional) | | |
| Government Co-Contributions | | |
| Other Contributions | | |
| Proceeds of Insurance Policies | | |
| Transfers In | | |
| Net Earnings | | 83,592.72 |
| Internal Transfer In | | |
| <u>Decreases to Member account during the period</u> | | |
| Pensions Paid | | 20,816.47 |
| Contributions Tax | | |
| Income Tax | | |
| No TFN Excess Contributions Tax | | |
| Excess Contributions Tax | | |
| Refund Excess Contributions | | |
| Division 293 Tax | | |
| Insurance Policy Premiums Paid | | |
| Management Fees | | |
| Member Expenses | | |
| Benefits Paid/Transfers Out | | |
| Superannuation Surcharge Tax | | |
| Internal Transfer Out | | |
| Closing balance at | 30/06/2021 | 475,237.23 |

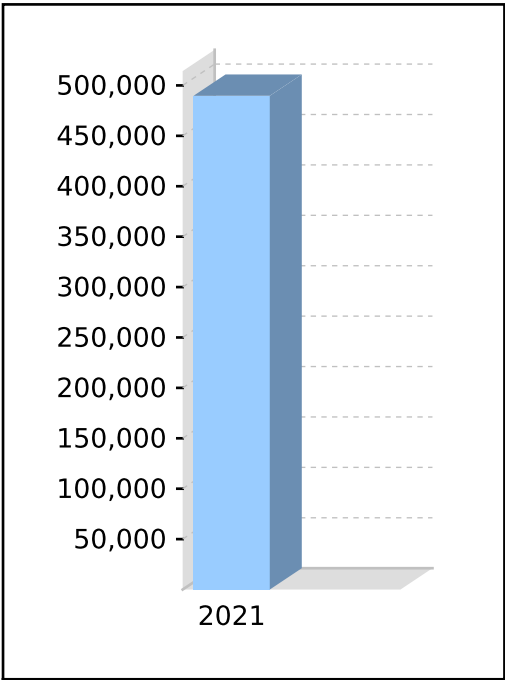
NOONIE SUPER FUND

Members Statement

Paula Patricia Ford
Keera
Condobolin, New South Wales, 2877, Australia

| | | | |
|----------------------------|------------------|-------------------------|------------|
| Your Details | | Nominated Beneficiaries | N/A |
| Date of Birth : | Provided | Vested Benefits | 489,720.28 |
| Age: | 74 | Total Death Benefit | 489,720.28 |
| Tax File Number: | Provided | Current Salary | 0.00 |
| Date Joined Fund: | 07/06/2007 | Previous Salary | 0.00 |
| Service Period Start Date: | 07/06/2007 | Disability Benefit | 0.00 |
| Date Left Fund: | | | |
| Member Code: | FORPAU00005P | | |
| Account Start Date | 01/07/2012 | | |
| Account Phase: | Retirement Phase | | |
| Account Description: | P5 | | |

| | |
|--------------------------------|------------|
| Your Balance | |
| Total Benefits | 489,720.28 |
| <u>Preservation Components</u> | |
| Preserved | |
| Unrestricted Non Preserved | 489,720.28 |
| Restricted Non Preserved | |
| <u>Tax Components</u> | |
| Tax Free (99.30%) | 486,271.79 |
| Taxable | 3,448.49 |



| | | |
|--|------------|------------|
| Your Detailed Account Summary | | |
| | | This Year |
| Opening balance at | 01/07/2020 | 407,065.96 |
| <u>Increases to Member account during the period</u> | | |
| Employer Contributions | | |
| Personal Contributions (Concessional) | | |
| Personal Contributions (Non Concessional) | | |
| Government Co-Contributions | | |
| Other Contributions | | |
| Proceeds of Insurance Policies | | |
| Transfers In | | |
| Net Earnings | | 82,654.32 |
| Internal Transfer In | | |
| <u>Decreases to Member account during the period</u> | | |
| Pensions Paid | | |
| Contributions Tax | | |
| Income Tax | | |
| No TFN Excess Contributions Tax | | |
| Excess Contributions Tax | | |
| Refund Excess Contributions | | |
| Division 293 Tax | | |
| Insurance Policy Premiums Paid | | |
| Management Fees | | |
| Member Expenses | | |
| Benefits Paid/Transfers Out | | |
| Superannuation Surcharge Tax | | |
| Internal Transfer Out | | |
| Closing balance at | 30/06/2021 | 489,720.28 |

NOONIE SUPER FUND

Members Statement

Paula Patricia Ford
Keera
Condobolin, New South Wales, 2877, Australia

| | | | |
|----------------------------|--------------------|-------------------------|------|
| Your Details | | Nominated Beneficiaries | N/A |
| Date of Birth : | Provided | Vested Benefits | |
| Age: | 74 | Total Death Benefit | 0.00 |
| Tax File Number: | Provided | Current Salary | 0.00 |
| Date Joined Fund: | 07/06/2007 | Previous Salary | 0.00 |
| Service Period Start Date: | | Disability Benefit | 0.00 |
| Date Left Fund: | | | |
| Member Code: | FORPAU00006A | | |
| Account Start Date | 07/06/2007 | | |
| Account Phase: | Accumulation Phase | | |
| Account Description: | Accumulation | | |

Your Balance

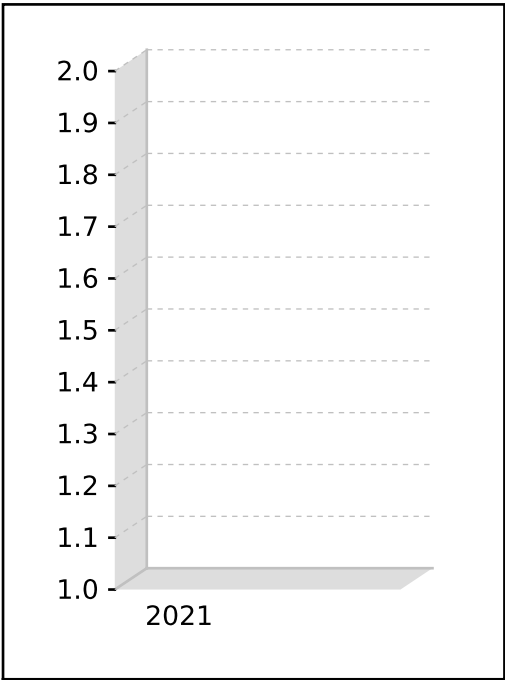
Total Benefits

Preservation Components

- Preserved
- Unrestricted Non Preserved
- Restricted Non Preserved

Tax Components

- Tax Free
- Taxable



Your Detailed Account Summary

This Year

| | | |
|--|------------|------|
| Opening balance at | 01/07/2020 | |
| <u>Increases to Member account during the period</u> | | |
| Employer Contributions | | |
| Personal Contributions (Concessional) | | |
| Personal Contributions (Non Concessional) | | |
| Government Co-Contributions | | |
| Other Contributions | | |
| Proceeds of Insurance Policies | | |
| Transfers In | | |
| Net Earnings | | |
| Internal Transfer In | | |
| <u>Decreases to Member account during the period</u> | | |
| Pensions Paid | | |
| Contributions Tax | | |
| Income Tax | | |
| No TFN Excess Contributions Tax | | |
| Excess Contributions Tax | | |
| Refund Excess Contributions | | |
| Division 293 Tax | | |
| Insurance Policy Premiums Paid | | |
| Management Fees | | |
| Member Expenses | | |
| Benefits Paid/Transfers Out | | |
| Superannuation Surcharge Tax | | |
| Internal Transfer Out | | |
| Closing balance at | 30/06/2021 | 0.00 |

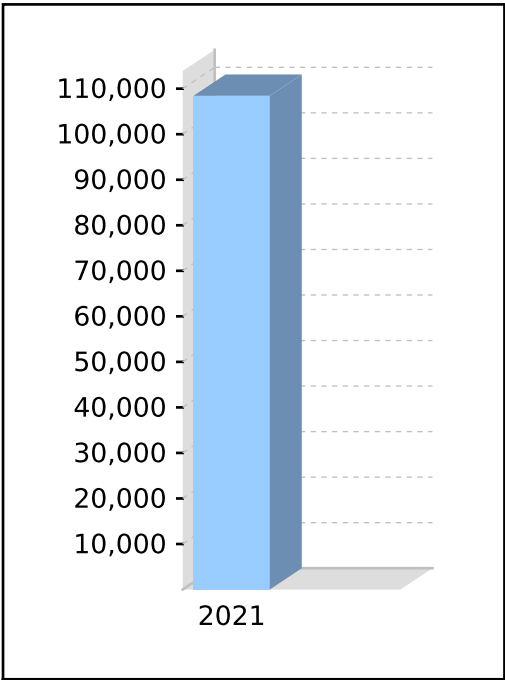
NOONIE SUPER FUND

Members Statement

Paula Patricia Ford
Keera
Condobolin, New South Wales, 2877, Australia

| | | | |
|----------------------------|------------------|-------------------------|------------|
| Your Details | | Nominated Beneficiaries | N/A |
| Date of Birth : | Provided | Vested Benefits | 108,437.32 |
| Age: | 74 | Total Death Benefit | 108,437.32 |
| Tax File Number: | Provided | Current Salary | 0.00 |
| Date Joined Fund: | 07/06/2007 | Previous Salary | 0.00 |
| Service Period Start Date: | 01/02/2020 | Disability Benefit | 0.00 |
| Date Left Fund: | | | |
| Member Code: | FORPAU00007P | | |
| Account Start Date | 01/02/2020 | | |
| Account Phase: | Retirement Phase | | |
| Account Description: | Pension | | |

| | |
|--------------------------------|------------|
| Your Balance | |
| Total Benefits | 108,437.32 |
| <u>Preservation Components</u> | |
| Preserved | |
| Unrestricted Non Preserved | 108,437.32 |
| Restricted Non Preserved | |
| <u>Tax Components</u> | |
| Tax Free (100.00%) | 108,437.32 |
| Taxable | |



| | | |
|--|------------|------------|
| Your Detailed Account Summary | | |
| | | This Year |
| Opening balance at | 01/07/2020 | 90,138.51 |
| <u>Increases to Member account during the period</u> | | |
| Employer Contributions | | |
| Personal Contributions (Concessional) | | |
| Personal Contributions (Non Concessional) | | |
| Government Co-Contributions | | |
| Other Contributions | | |
| Proceeds of Insurance Policies | | |
| Transfers In | | |
| Net Earnings | | 18,298.81 |
| Internal Transfer In | | |
| <u>Decreases to Member account during the period</u> | | |
| Pensions Paid | | |
| Contributions Tax | | |
| Income Tax | | |
| No TFN Excess Contributions Tax | | |
| Excess Contributions Tax | | |
| Refund Excess Contributions | | |
| Division 293 Tax | | |
| Insurance Policy Premiums Paid | | |
| Management Fees | | |
| Member Expenses | | |
| Benefits Paid/Transfers Out | | |
| Superannuation Surcharge Tax | | |
| Internal Transfer Out | | |
| Closing balance at | 30/06/2021 | 108,437.32 |

NOONIE SUPER FUND

Members Statement

Michael James Ford
Keera
Condobolin, New South Wales, 2877, Australia

| | | | |
|----------------------------|------------------|-------------------------|------|
| Your Details | | Nominated Beneficiaries | N/A |
| Date of Birth : | Provided | Vested Benefits | |
| Age: | 73 | Total Death Benefit | 0.00 |
| Tax File Number: | Provided | Current Salary | 0.00 |
| Date Joined Fund: | 07/06/2007 | Previous Salary | 0.00 |
| Service Period Start Date: | 01/09/2008 | Disability Benefit | 0.00 |
| Date Left Fund: | | | |
| Member Code: | FORMIC00002P | | |
| Account Start Date | 01/07/2011 | | |
| Account Phase: | Retirement Phase | | |
| Account Description: | P2 | | |

Your Balance

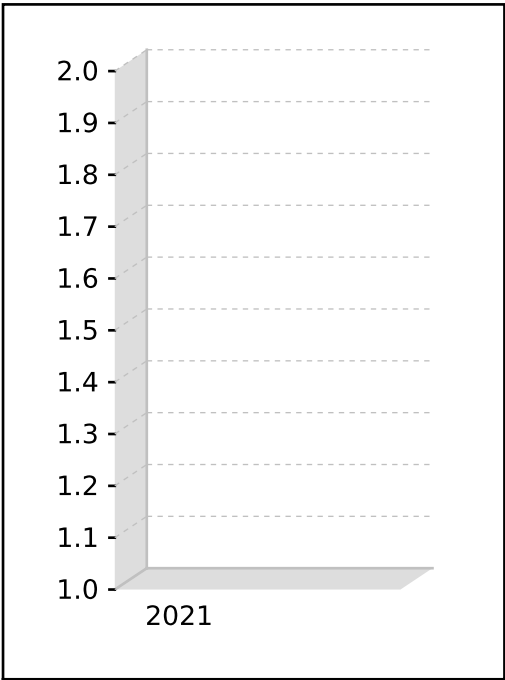
Total Benefits

Preservation Components

| | |
|----------------------------|------------|
| Preserved | (3,950.73) |
| Unrestricted Non Preserved | 3,950.73 |
| Restricted Non Preserved | |

Tax Components

| | |
|-------------------|---------|
| Tax Free (88.33%) | 14.99 |
| Taxable | (14.99) |



Your Detailed Account Summary

| | | |
|--|------------|-----------|
| | | This Year |
| Opening balance at | 01/07/2020 | 16,049.27 |
| <u>Increases to Member account during the period</u> | | |
| Employer Contributions | | |
| Personal Contributions (Concessional) | | |
| Personal Contributions (Non Concessional) | | |
| Government Co-Contributions | | |
| Other Contributions | | |
| Proceeds of Insurance Policies | | |
| Transfers In | | |
| Net Earnings | | 3,134.26 |
| Internal Transfer In | | |
| <u>Decreases to Member account during the period</u> | | |
| Pensions Paid | | 19,183.53 |
| Contributions Tax | | |
| Income Tax | | |
| No TFN Excess Contributions Tax | | |
| Excess Contributions Tax | | |
| Refund Excess Contributions | | |
| Division 293 Tax | | |
| Insurance Policy Premiums Paid | | |
| Management Fees | | |
| Member Expenses | | |
| Benefits Paid/Transfers Out | | |
| Superannuation Surcharge Tax | | |
| Internal Transfer Out | | |
| Closing balance at | 30/06/2021 | 0.00 |

NOONIE SUPER FUND
Investment Summary Report

As at 30 June 2021

| Investment | Units | Market Price | Market Value | Average Cost | Accounting Cost | Unrealised Gain/(Loss) | Gain/(Loss)% | Portfolio Weight% |
|--|-----------|----------------|-------------------|--------------|-------------------|------------------------|---------------|-------------------|
| Cash/Bank Accounts | | | | | | | | |
| Cash at Bank-Macq #3866 | | 21,289.160000 | 21,289.16 | 21,289.16 | 21,289.16 | | | 2.00 % |
| NAB Cheque #2764 | | 27,430.590000 | 27,430.59 | 27,430.59 | 27,430.59 | | | 2.57 % |
| | | | 48,719.75 | | 48,719.75 | | 0.00 % | 4.57 % |
| Fixed Interest Securities (Australian) | | | | | | | | |
| Rabo Direct HISA 0039686-00 | | 32,404.690000 | 32,404.69 | 32,404.69 | 32,404.69 | | | 3.04 % |
| Rabo Direct Premium Saver 0039686-10 | | 1,647.500000 | 1,647.50 | 1,647.50 | 1,647.50 | | | 0.15 % |
| Rabo Direct Term Deposit | | 100,000.000000 | 100,000.00 | 100,000.00 | 100,000.00 | | | 9.37 % |
| UBank #19-055-0563 | | 287.800000 | 287.80 | 287.80 | 287.80 | | | 0.03 % |
| UBank #37-612-5207 | | 118.690000 | 118.69 | 118.69 | 118.69 | | | 0.01 % |
| | | | 134,458.68 | | 134,458.68 | | 0.00 % | 12.60 % |
| Shares in Listed Companies (Australian) | | | | | | | | |
| AZJ.AX Aurizon Holdings Limited | 9,725.00 | 3.720000 | 36,177.00 | 4.25 | 41,318.60 | (5,141.60) | (12.44) % | 3.39 % |
| ANZ.AX Australia and New Zealand Banking Group Limited - Ordinary Fully Paid | 660.00 | 28.150000 | 18,579.00 | 26.46 | 17,466.40 | 1,112.60 | 6.37 % | 1.74 % |
| BHP.AX Bhp Billiton Limited - Ordinary Fully Paid | 1,150.00 | 48.570000 | 55,855.50 | 34.66 | 39,861.76 | 15,993.74 | 40.12 % | 5.23 % |
| CSL.AX Csl Limited - Ordinary Fully Paid | 300.00 | 285.190000 | 85,557.00 | 69.69 | 20,907.07 | 64,649.93 | 309.23 % | 8.02 % |
| GNC.AX Graincorp Limited | 5,000.00 | 5.160000 | 25,800.00 | 4.51 | 22,534.39 | 3,265.61 | 14.49 % | 2.42 % |
| MQG.AX Macquarie Group Limited - Ordinary Fully Paid | 387.00 | 156.430000 | 60,538.41 | 48.09 | 18,609.28 | 41,929.13 | 225.31 % | 5.67 % |
| NAB.AX National Australia Bank Limited | 1,329.00 | 26.220000 | 34,846.38 | 26.04 | 34,609.25 | 237.13 | 0.69 % | 3.27 % |
| PRN.AX Perenti Global Limited | 44,409.00 | 0.670000 | 29,754.03 | 0.68 | 29,999.51 | (245.48) | (0.82) % | 2.79 % |
| RHC.AX Ramsay Health Care Limited | 370.00 | 62.950000 | 23,291.50 | 42.90 | 15,872.15 | 7,419.35 | 46.74 % | 2.18 % |
| RRL.AX Regis Resources Limited | 27,271.00 | 2.360000 | 64,359.56 | 2.62 | 71,345.54 | (6,985.98) | (9.79) % | 6.03 % |
| TLS.AX Telstra Corporation Limited. | 5,000.00 | 3.760000 | 18,800.00 | 4.23 | 21,129.98 | (2,329.98) | (11.03) % | 1.76 % |
| SOL.AX Washington H Soul Pattinson & Company Limited - Ordinary Fully Paid | 1,715.00 | 33.730000 | 57,846.95 | 15.46 | 26,516.38 | 31,330.57 | 118.16 % | 5.42 % |

NOONIE SUPER FUND
Investment Summary Report

As at 30 June 2021

| Investment | | Units | Market Price | Market Value | Average Cost | Accounting Cost | Unrealised Gain/(Loss) | Gain/(Loss)% | Portfolio Weight% |
|---|--|-----------|--------------|---------------------|--------------|-------------------|------------------------|----------------|-------------------|
| WPL.AX | Woodside Petroleum Ltd | 1,500.00 | 22.210000 | 33,315.00 | 18.56 | 27,842.82 | 5,472.18 | 19.65 % | 3.12 % |
| WOR.AX | Worley Limited | 1,600.00 | 11.960000 | 19,136.00 | 12.72 | 20,358.58 | (1,222.58) | (6.01) % | 1.79 % |
| | | | | 563,856.33 | | 408,371.71 | 155,484.62 | 38.07 % | 52.84 % |
| Units in Listed Unit Trusts (Australian) | | | | | | | | | |
| AVN.AX | Aventus Group - Fully Paid Ordinary/Units Stapled Securities | 7,000.00 | 3.150000 | 22,050.00 | 2.87 | 20,114.59 | 1,935.41 | 9.62 % | 2.07 % |
| IEU.AX | IEU: Ishares Europe Etf - Chess Depositary Interests 1:1 Isheu350 | 500.00 | 72.520000 | 36,260.00 | 51.80 | 25,901.95 | 10,358.05 | 39.99 % | 3.40 % |
| IVV.AX | IVV: Ishares Core S&p 500 Etf - Chess Depositary Interests 1:1 Ishs&p500 | 95.00 | 572.740000 | 54,410.30 | 208.11 | 19,770.89 | 34,639.41 | 175.20 % | 5.10 % |
| LLC | Lend Lease Corporation Limited Stapled | 2,613.00 | 11.460000 | 29,944.98 | 9.38 | 24,508.50 | 5,436.48 | 22.18 % | 2.81 % |
| SKI.AX | Spark Infrastructure Group | 33,000.00 | 2.250000 | 74,250.00 | 2.13 | 70,204.45 | 4,045.55 | 5.76 % | 6.96 % |
| SYD.AX | Sydney Airport | 3,210.00 | 5.790000 | 18,585.90 | 6.69 | 21,488.62 | (2,902.72) | (13.51) % | 1.74 % |
| QUAL.AX | Vaneck Msci International Quality Etf | 1,300.00 | 39.220000 | 50,986.00 | 30.40 | 39,518.36 | 11,467.64 | 29.02 % | 4.78 % |
| VHY.AX | Vanguard Australian Shares High Yield Etf - Exchange Traded Fund Units Fully Pai | 500.00 | 67.080000 | 33,540.00 | 58.90 | 29,450.99 | 4,089.01 | 13.88 % | 3.14 % |
| | | | | 320,027.18 | | 250,958.35 | 69,068.83 | 27.52 % | 29.99 % |
| | | | | 1,067,061.94 | | 842,508.49 | 224,553.45 | 26.65 % | 100.00 % |