



SUPERFUND - CLIENT ACCOUNTING CHECKLIST

Client Name: Walls Family Super Fund
 Client Code: WALL08
 Partner/Manager: MH / SA
 Period Ended: 30 June 2023
 Accountant: Eddy Lee
DUE DATE: 15/05/2024

Description	Reference	N/A	Completed	Reviewed
Points Carried Forward	1	<input type="checkbox"/>	<input type="checkbox"/>	
Check Engagement Letter for Q\$	2	<input type="checkbox"/>	<input type="checkbox"/>	
Financial Statements	3	<input type="checkbox"/>	<input checked="" type="checkbox"/>	✓
Depreciation Schedule	4	<input type="checkbox"/>	<input checked="" type="checkbox"/>	✓
Income Tax Return	5	<input type="checkbox"/>	<input checked="" type="checkbox"/>	✓
Members Annual Statements	6	<input type="checkbox"/>	<input checked="" type="checkbox"/>	✓
Client Management Letter	7	<input type="checkbox"/>	<input type="checkbox"/>	
Section 290-170 Notices	8	<input type="checkbox"/>	<input checked="" type="checkbox"/>	✓
Investment Strategy	9	<input type="checkbox"/>	<input type="checkbox"/>	
Minutes	10	<input type="checkbox"/>	<input checked="" type="checkbox"/>	✓
Trial Balance	11	<input type="checkbox"/>	<input checked="" type="checkbox"/>	✓
Review Points	12	<input type="checkbox"/>	<input type="checkbox"/>	
Query Sheet	13	<input type="checkbox"/>	<input type="checkbox"/>	
Accountant Checklist	14	<input type="checkbox"/>	<input type="checkbox"/>	
TBAR Checklist	15	<input type="checkbox"/>	<input type="checkbox"/>	

Description	Reference	N/A	Completed	Reviewed
Bank Reconciliations	16	<input type="checkbox"/>	<input checked="" type="checkbox"/>	✓
Trust Tax Statements	17	<input type="checkbox"/>	<input checked="" type="checkbox"/>	✓
Dividend Statements	18	<input type="checkbox"/>	<input checked="" type="checkbox"/>	✓
Rental Property Summary	19	<input type="checkbox"/>	<input checked="" type="checkbox"/>	✓
Capital Gains Tax Reports - BGL	20	<input type="checkbox"/>	<input checked="" type="checkbox"/>	✓
End of Period Closing Figures	21	<input type="checkbox"/>	<input checked="" type="checkbox"/>	✓
GST Reconciliation	22	<input type="checkbox"/>	<input checked="" type="checkbox"/>	✓
Other Source Documents	23	<input type="checkbox"/>	<input checked="" type="checkbox"/>	✓
Tax Reconciliation- BGL	24	<input type="checkbox"/>	<input checked="" type="checkbox"/>	✓
General Ledger - BGL	25	<input type="checkbox"/>	<input checked="" type="checkbox"/>	✓
Create Entries Report - BGL	26	<input type="checkbox"/>	<input checked="" type="checkbox"/>	✓
Tax Agent Portal Reports	27	<input type="checkbox"/>	<input checked="" type="checkbox"/>	✓
Market Value of Investments	28	<input type="checkbox"/>	<input checked="" type="checkbox"/>	✓
Actuarial Certificate	29	<input type="checkbox"/>	<input type="checkbox"/>	
Pension Documents	30	<input type="checkbox"/>	<input type="checkbox"/>	
ETP Roll-In Documents	31	<input type="checkbox"/>	<input type="checkbox"/>	
LRBA Documentation	32	<input type="checkbox"/>	<input type="checkbox"/>	
Super Contribution Breakdown Report	33	<input type="checkbox"/>	<input checked="" type="checkbox"/>	✓
Sundry workpaper(s)	34	<input type="checkbox"/>	<input type="checkbox"/>	

Completed By: Eddy Lee Date: 31/10/2023
 Reviewed By: **Stuart Arthur** Date: **3/11/2023**

REVIEWED

Financial statements and reports for the year ended
30 June 2023

Walls Family Super Fund

Walls Family Super Fund
Reports Index

Statement of Financial Position

Detailed Statement of Financial Position

Operating Statement

Detailed Operating Statement

Notes to the Financial Statements

Statement of Taxable Income

Trustees Declaration

Investment Summary with Market Movement

Walls Family Super Fund

Statement of Financial Position

As at 30 June 2023

	Note	2023 \$	2022 \$
Assets			
Investments			
Real Estate Properties (Australian - Non Residential)	2	0.00	225,000.00
Shares in Listed Companies (Australian)	3	0.00	16,209.49
Units in Listed Unit Trusts (Australian)	4	48,054.19	146,251.05
Units in Unlisted Unit Trusts (Australian)	5	176,321.18	0.00
Total Investments		<u>224,375.37</u>	<u>387,460.54</u>
Other Assets			
BOQ Superannuation Savings Acc 21627075		0.00	151,848.72
Distributions Receivable		2,898.59	3,615.13
Sundry Debtors		0.00	181.96
Macquarie Cash Management Account		525,511.84	9,506.52
NetWealth Acc WRAP 077596		7,930.11	0.00
Income Tax Refundable		0.00	7,139.91
Deferred Tax Asset		0.00	76.59
Total Other Assets		<u>536,340.54</u>	<u>172,368.83</u>
Total Assets		<u>760,715.91</u>	<u>559,829.37</u>
Less:			
Liabilities			
GST Payable		152.32	304.00
Income Tax Payable		11,810.89	0.00
PAYG Payable		0.00	1,996.00
Sundry Creditors		0.00	56.00
Deferred Tax Liability		547.55	0.00
Total Liabilities		<u>12,510.76</u>	<u>2,356.00</u>
Net assets available to pay benefits		<u>748,205.15</u>	<u>557,473.37</u>
Represented by:			
Liability for accrued benefits allocated to members' accounts	6, 7		
Walls, Jeffrey Carlyle - Accumulation		240,202.11	178,023.05
Walls, Renee Margaret - Accumulation		508,003.04	379,450.32
Total Liability for accrued benefits allocated to members' accounts		<u>748,205.15</u>	<u>557,473.37</u>

Walls Family Super Fund

Detailed Statement of Financial Position

As at 30 June 2023

	Note	2023 \$	2022 \$
Assets			
Investments			
Real Estate Properties (Australian - Non Residential)	2		
7/48 Flinders Parade, North Lakes		0.00	225,000.00
Shares in Listed Companies (Australian)	3		
Bank Of Queensland Limited.		0.00	7,570.45
Flight Centre Travel Group Limited		0.00	8,298.08
Lanyon Investment Company Limited		0.00	340.96
Units in Listed Unit Trusts (Australian)	4		
Ishares Core Composite Bond Etf		0.00	8,964.00
Ishares Core Msci World Ex Australia Esg Etf		14,072.88	0.00
Ishares Core S&p/asx 200 Etf		31,766.13	0.00
Ishares Enhanced Cash Etf		2,215.18	0.00
Ishares S&p/asx Small Ordinaries Etf		0.00	6,570.00
Magellan Global Fund (open Class) (managed Fund)		0.00	16,917.44
Magellan Infrastructure Fund (currency Hedged)(managed Fund)		0.00	9,752.40
Platinum International Fund (quoted Managed Hedge Fund)		0.00	10,873.20
Spdr Dow Jones Global Real Estate Esg Fund		0.00	8,370.60
Spdr S&p/asx 200 Fund		0.00	14,924.46
Vaneck Australian Equal Weight Etf		0.00	17,726.31
Vanguard All-World Ex-Us Shares Index Etf		0.00	17,962.64
Vanguard Us Total Market Shares Index Etf		0.00	34,190.00
Units in Unlisted Unit Trusts (Australian)	5		
Antares Elite Opportunities Fund		7,749.77	0.00
Ardea Real Outcome Fund		16,632.32	0.00
ClrBrdge RARE Infra Inme Fd A		11,166.54	0.00
Colchester Glob Govt Bd Fd Class I		5,532.23	0.00
Dimensional 2 Yr Sus Fxd Int Tr AUD		8,845.13	0.00
Dimensional 5 Yr Div Fxd Int AUD Us		16,535.71	0.00
Dimensional Glob Core Eqtr Hdg		17,014.27	0.00
Fidelity Asia Fd		15,554.06	0.00
Investors Mutual Concentrated Au Sh		25,180.80	0.00
Pental Focus Aust Share Fund		21,296.47	0.00
Schroder Global Value Fund W/C		30,813.88	0.00
Total Investments		<u>224,375.37</u>	<u>387,460.54</u>
Other Assets			
Bank Accounts			
BOQ Superannuation Savings Acc 21627075		0.00	151,848.72
Macquarie Cash Management Account		525,511.84	9,506.52

Walls Family Super Fund

Detailed Statement of Financial Position

As at 30 June 2023

	Note	2023	2022
		\$	\$
Other Assets			
NetWealth Acc WRAP 077596		7,930.11	0.00
Distributions Receivable			
Antares Elite Opportunities Fund		367.33	0.00
ClrBrdge RARE Infra Inme Fd A		168.96	0.00
Colchester Glob Govt Bd Fd Class I		41.69	0.00
Dimensional 2 Yr Sus Fxd Int Tr AUD		71.82	0.00
Dimensional 5 Yr Div Fxd Int AUD Us		137.99	0.00
Fidelity Asia Fd		238.84	0.00
Investors Mutual Concentrated Au Sh		269.58	0.00
Ishares Core Composite Bond Etf		0.00	46.00
Ishares Core Msci World Ex Australia Esg Etf		277.84	0.00
Ishares Core S&p/asx 200 Etf		145.75	0.00
Ishares Enhanced Cash Etf		6.28	0.00
Ishares S&p/asx Small Ordinaries Etf		0.00	453.38
Magellan Global Fund (open Class) (managed Fund)		0.00	371.89
Magellan Infrastructure Fund (currency Hedged)(managed Fund)		0.00	185.65
Pendal Focus Aust Share Fund		884.38	0.00
Platinum International Fund (quoted Managed Hedge Fund)		0.00	1,306.39
Schroder Global Value Fund W/C		288.13	0.00
Spdr Dow Jones Global Real Estate Esg Fund		0.00	410.43
Spdr S&p/asx 200 Fund		0.00	486.98
Vaneck Australian Equal Weight Etf		0.00	354.41
Sundry Debtors		0.00	181.96
Income Tax Refundable		0.00	7,139.91
Deferred Tax Asset		0.00	76.59
Total Other Assets		<u>536,340.54</u>	<u>172,368.83</u>
Total Assets		<u>760,715.91</u>	<u>559,829.37</u>
Less:			
Liabilities			
GST Payable		152.32	304.00
Income Tax Payable		11,810.89	0.00
PAYG Payable		0.00	1,996.00
Sundry Creditors		0.00	56.00
Deferred Tax Liability		547.55	0.00
Total Liabilities		<u>12,510.76</u>	<u>2,356.00</u>
Net assets available to pay benefits		<u>748,205.15</u>	<u>557,473.37</u>

Walls Family Super Fund
Detailed Statement of Financial Position

As at 30 June 2023

	Note	2023	2022
		\$	\$
Represented By :			
Liability for accrued benefits allocated to members' accounts	6, 7		
Walls, Jeffrey Carlyle - Accumulation		240,202.11	178,023.05
Walls, Renee Margaret - Accumulation		508,003.04	379,450.32
Total Liability for accrued benefits allocated to members' accounts		<u>748,205.15</u>	<u>557,473.37</u>

Walls Family Super Fund
Operating Statement

For the year ended 30 June 2023

	Note	2023 \$	2022 \$
Income			
Investment Income			
Trust Distributions		5,467.66	5,354.86
Dividends Received		698.52	1,283.06
Interest Received		2,484.85	137.56
Other Investment Profit/(Loss)		38.28	0.00
Rental Income		16,975.02	19,703.50
Investment Gains			
Changes in Market Values	9	115,487.38	(29,118.36)
Contribution Income			
Employer Contributions		8,198.68	30,827.19
Personal Concessional		68,271.26	0.00
Personal Non Concessional		32,046.00	0.00
Other Contributions		0.00	191,651.72
Total Income		<u>249,667.65</u>	<u>219,839.53</u>
Expenses			
Accountancy Fees		4,660.34	3,712.50
ATO Supervisory Levy		259.00	259.00
Auditor's Remuneration		385.00	330.00
ASIC Fees		59.00	56.00
Advisor Fees		2,407.10	2,197.49
Bank Charges		6.50	9.91
Portfolio Management Fees		705.58	0.00
Property Expenses - Council Rates		2,283.87	2,301.17
Property Expenses - Insurance Premium		368.02	406.27
Property Expenses - Body Corporate Fees		2,655.13	2,893.49
Property Expenses - Sundry Expenses		0.00	433.64
Property Expenses - Water Rates		948.73	976.87
		<u>14,738.27</u>	<u>13,576.34</u>
Member Payments			
Life Insurance Premiums		25,654.57	21,126.01
Total Expenses		<u>40,392.84</u>	<u>34,702.35</u>
Benefits accrued as a result of operations before income tax			
		<u>209,274.81</u>	<u>185,137.18</u>
Income Tax Expense	10	18,543.03	(1,563.45)
Benefits accrued as a result of operations		<u>190,731.78</u>	<u>186,700.63</u>

Walls Family Super Fund

Detailed Operating Statement

For the year ended 30 June 2023

	2023	2022
	\$	\$
Income		
Investment Income		
Trust Distributions		
Antares Elite Opportunities Fund	509.98	0.00
Ardea Real Outcome Fund	48.06	0.00
ClrBridge RARE Infra Inme Fd A	345.09	0.00
Colchester Glob Govt Bd Fd Class I	125.13	0.00
Dimensional 2 Yr Sus Fxd Int Tr AUD	171.14	0.00
Dimensional 5 Yr Div Fxd Int AUD Us	251.20	0.00
Fidelity Asia Fd	238.84	0.00
Investors Mutual Concentrated Au Sh	400.83	0.00
Ishares Core Composite Bond Etf	31.07	141.71
Ishares Core Msci World Ex Australia Esg Etf	372.41	0.00
Ishares Core S&p/asx 200 Etf	745.78	0.00
Ishares Enhanced Cash Etf	45.88	0.00
Ishares S&p/asx Small Ordinaries Etf	0.00	527.34
Magellan Global Fund (open Class) (managed Fund)	0.00	743.78
Magellan Infrastructure Fund (currency Hedged)(managed Fund)	0.00	375.51
Pendal Focus Aust Share Fund	1,309.43	0.00
Platinum International Fund (quoted Managed Hedge Fund)	0.00	1,306.39
Schroder Global Value Fund W/C	553.13	0.00
SGH ICE	48.74	0.00
Spdr Dow Jones Global Real Estate Esg Fund	0.00	554.01
Spdr S&p/asx 200 Fund	270.95	1,049.59
Vaneck Australian Equal Weight Etf	0.00	656.53
	5,467.66	5,354.86
Dividends Received		
Bank Of Queensland Limited.	272.40	499.40
Vanguard All-world Ex-us Shares Index Etf	219.95	431.37
Vanguard Us Total Market Shares Index Etf	206.17	352.29
	698.52	1,283.06
Interest Received		
BOQ Superannuation Savings Acc 21627075	930.29	112.83
CBA Accelerator Cash Acc 18544780	0.00	23.36
Macquarie Cash Management Account	1,109.97	1.37
NetWealth Acc WRAP 077596	444.59	0.00
	2,484.85	137.56
Rental Income		
7/48 Flinders Parade, North Lakes	16,975.02	19,017.21
Outgoings	0.00	686.29
	16,975.02	19,703.50
Other Investment Profit/(Loss)		
NetWealth Acc WRAP 077596	38.28	0.00
	38.28	0.00
Contribution Income		
Employer Contributions - Concessional		
Jeffrey Carlyle Walls	2,307.70	26,573.30
Renee Margaret Walls	5,890.98	4,253.89
	8,198.68	30,827.19
Personal Contributions - Concessional		

Walls Family Super Fund

Detailed Operating Statement

For the year ended 30 June 2023

	2023	2022
	\$	\$
Jeffrey Carlyle Walls	26,119.00	0.00
Renee Margaret Walls	42,152.26	0.00
	<u>68,271.26</u>	<u>0.00</u>
Personal Contributions - Non Concessional		
Jeffrey Carlyle Walls	16,023.00	0.00
Renee Margaret Walls	16,023.00	0.00
	<u>32,046.00</u>	<u>0.00</u>
Other Contributions		
Renee Margaret Walls	0.00	191,651.72
	<u>0.00</u>	<u>191,651.72</u>
Investment Gains		
Realised Movements in Market Value		
Real Estate Properties (Australian - Non Residential)		
7/48 Flinders Parade, North Lakes	94,341.56	0.00
	<u>94,341.56</u>	<u>0.00</u>
Shares in Listed Companies (Australian)		
Bank Of Queensland Limited.	(1,723.71)	0.00
Flight Centre Travel Group Limited	(547.12)	0.00
Lanyon Investment Company Limited	(1,696.97)	0.00
	<u>(3,967.80)</u>	<u>0.00</u>
Units in Listed Unit Trusts (Australian)		
Ishares Core Composite Bond Etf	(1,148.00)	0.00
Ishares Core Msci World Ex Australia Esg Etf	234.25	0.00
Ishares Core S&p/asx 200 Etf	29.57	0.00
Ishares S&p/asx Small Ordinaries Etf	(950.00)	0.00
Magellan Global Fund (open Class) (managed Fund)	(428.28)	0.00
Magellan Infrastructure Fund (currency Hedged)(managed Fund)	(730.40)	0.00
Platinum International Fund (quoted Managed Hedge Fund)	(542.00)	0.00
Spdr Dow Jones Global Real Estate Esg Fund	(1,633.40)	0.00
Spdr S&p/asx 200 Fund	2,352.07	0.00
Vaneck Australian Equal Weight Etf	(474.13)	0.00
Vanguard All-World Ex-US Shares Index Etf	1,390.88	0.00
Vanguard Us Total Market Shares Index Etf	14,033.72	0.00
	<u>12,134.28</u>	<u>0.00</u>
Units in Unlisted Unit Trusts (Australian)		
abrdn Glb Abs Rtn Stg A Class	(432.86)	0.00
Antares Elite Opportunities Fund	(90.43)	0.00
Ardea Real Outcome Fund	31.39	0.00
ClrBridge RARE Infra Inme Fd A	(10.59)	0.00
Dimensional Glob Core Eq Tr Hdg	191.90	0.00
Fidelity Asia Fd	27.14	0.00
Pendal Focus Aust Share Fund	(144.22)	0.00
Schroder Global Value Fund W/C	36.99	0.00
SGH ICE	(322.62)	0.00
	<u>(713.30)</u>	<u>0.00</u>
Unrealised Movements in Market Value		
Real Estate Properties (Australian - Non Residential)		
7/48 Flinders Parade, North Lakes	8,380.04	(8,380.04)
	<u>8,380.04</u>	<u>(8,380.04)</u>

Walls Family Super Fund

Detailed Operating Statement

For the year ended 30 June 2023

	2023	2022
	\$	\$
Shares in Listed Companies (Australian)		
8IP Emerging Companies Limited	0.00	1,688.69
Bank Of Queensland Limited.	2,448.98	(2,769.40)
Flight Centre Travel Group Limited	(252.24)	1,199.78
Lanyon Investment Company Limited	1,356.01	(1,356.01)
	<u>3,552.75</u>	<u>(1,236.94)</u>
Units in Listed Unit Trusts (Australian)		
Ishares Core Composite Bond Etf	1,164.40	(1,234.80)
Ishares Core Msci World Ex Australia Esg Etf	2,078.48	0.00
Ishares Core S&p/asx 200 Etf	234.35	0.00
Ishares Enhanced Cash Etf	(2.27)	0.00
Ishares S&p/asx Small Ordinaries Etf	1,030.00	(2,190.00)
Magellan Global Fund (open Class) (managed Fund)	1,059.56	(3,135.56)
Magellan Infrastructure Fund (currency Hedged)(managed Fund)	251.80	259.20
Platinum International Fund (quoted Managed Hedge Fund)	1,107.40	(1,869.60)
Spdr Dow Jones Global Real Estate Esg Fund	1,566.40	(1,020.60)
Spdr S&p/asx 200 Fund	(926.29)	(2,090.83)
Vaneck Australian Equal Weight Etf	2,267.66	(2,267.66)
Vanguard All-World Ex-US Shares Index Etf	(627.24)	(3,065.28)
Vanguard Us Total Market Shares Index Etf	(10,896.08)	(2,886.25)
	<u>(1,691.83)</u>	<u>(19,501.38)</u>
Units in Unlisted Unit Trusts (Australian)		
Antares Elite Opportunities Fund	(154.59)	0.00
Ardea Real Outcome Fund	455.62	0.00
ClrBridge RARE Infra Inme Fd A	(397.57)	0.00
Colchester Glob Govt Bd Fd Class I	(37.08)	0.00
Dimensional 2 Yr Sus Fxd Int Tr AUD	(79.69)	0.00
Dimensional 5 Yr Div Fxd Int AUD Us	(203.15)	0.00
Dimensional Glob Core Eq Tr Hdg	1,568.03	0.00
Fidelity Asia Fd	455.98	0.00
Investors Mutual Concentrated Au Sh	346.08	0.00
Pental Focus Aust Share Fund	(254.80)	0.00
Schroder Global Value Fund W/C	1,752.73	0.00
	<u>3,451.56</u>	<u>0.00</u>
Other Investment Gains/Losses	0.12	0.00
Changes in Market Values	<u>115,487.38</u>	<u>(29,118.36)</u>
Total Income	<u>249,667.65</u>	<u>219,839.53</u>
Expenses		
Accountancy Fees	4,660.34	3,712.50
Advisor Fees	2,407.10	2,197.49
ASIC Fees	59.00	56.00
ATO Supervisory Levy	259.00	259.00
Auditor's Remuneration	385.00	330.00
Bank Charges	6.50	9.91
Portfolio Management Fees	705.58	0.00
	<u>8,482.52</u>	<u>6,564.90</u>
Property Expenses - Body Corporate Fees		
7/48 Flinders Parade, North Lakes	2,655.13	2,893.49

Walls Family Super Fund
Detailed Operating Statement

For the year ended 30 June 2023

	2023	2022
	\$	\$
	<u>2,655.13</u>	<u>2,893.49</u>
Property Expenses - Council Rates		
Council Rates	<u>2,283.87</u>	<u>2,301.17</u>
	2,283.87	2,301.17
Property Expenses - Insurance Premium		
7/48 Flinders Parade, North Lakes	<u>368.02</u>	<u>406.27</u>
	368.02	406.27
Property Expenses - Sundry Expenses		
QS Report	<u>0.00</u>	<u>433.64</u>
	0.00	433.64
Property Expenses - Water Rates		
7/48 Flinders Parade, North Lakes	<u>948.73</u>	<u>976.87</u>
	948.73	976.87
Member Payments		
Life Insurance Premiums		
Walls, Jeffrey Carlyle - Accumulation (Accumulation)	17,442.06	14,247.63
Walls, Renee Margaret - Accumulation (Accumulation)	<u>8,212.51</u>	<u>6,878.38</u>
	25,654.57	21,126.01
Total Expenses	<u>40,392.84</u>	<u>34,702.35</u>
Benefits accrued as a result of operations before income tax	<u>209,274.81</u>	<u>185,137.18</u>
Income Tax Expense		
Income Tax Expense	<u>18,543.03</u>	<u>(1,563.45)</u>
Total Income Tax	<u>18,543.03</u>	<u>(1,563.45)</u>
Benefits accrued as a result of operations	<u>190,731.78</u>	<u>186,700.63</u>

Notes to the Financial Statements

For the year ended 30 June 2023

Note 1: Summary of Significant Accounting Policies

The trustees have prepared the financial statements on the basis that the Superannuation Fund is not a reporting entity because it is not publicly accountable and is not required by law or governing document to prepare financial statements that comply with Australian Accounting Standards. The financial statements are therefore special purpose financial statements that have been prepared in order to meet the requirements of the Superannuation Industry (Supervision) Act 1993 and associated Regulations, the trust deed of the Fund and the needs of members.

The financial statements have been prepared on a cash basis and are based on historical costs, except for investments which have been measured at market value.

The following significant accounting policies, which are consistent with the policies applied in the previous period unless otherwise stated, have been adopted in the preparation of the financial statements.

The financial statements were authorised for issue by the Director(s).

a. Measurement of Investments

The Fund initially recognises:

- (i) an investment when it controls the future economic benefits expected to flow from the asset. For financial assets, the trade date is considered to be the date on which control of the future economic benefits attributable to the asset passes to the Fund; and
- (ii) a financial liability on the date it becomes a party to the contractual provisions of the instrument.

Investments of the Fund have been measured at market value, which refers to the amount that a willing buyer could reasonably be expected to pay to acquire an asset from a willing seller if the following assumptions were made:

- that the buyer and the seller deal with each other at arm's length in relation to the sale;
- that the sale occurred after proper marketing of the asset; and
- that the buyer and the seller acted knowledgeably and prudentially in relation to the sale.

Market value has been determined as follows:

- (i) shares and other securities listed on the Australian Securities Exchange by reference to the relevant market quotations at the end of the reporting period;
- (ii) units in managed funds by reference to the unit redemption price at the end of the reporting period;
- (iii) fixed-interest securities by reference to the redemption price at the end of the reporting period;
- (iv) unlisted investments are stated at trustees' assessment based on estimated market value at balance date or where necessary, an external valuer's opinion; and
- (v) investment properties at the trustees' assessment of the market value or where necessary a qualified independent valuer's opinion at the end of reporting period.

b. Cash and Cash Equivalents

Cash and cash equivalents include cash on hand and at call, deposits with banks and short-term, highly liquid investments that are readily convertible to cash and subject to an insignificant risk of change in value.

c. Revenue

Interest revenue

Interest revenue is recognised in respect of fixed-interest securities, and cash and cash equivalent balances. Interest revenue is recognised upon receipt.

Dividend revenue

Notes to the Financial Statements

For the year ended 30 June 2023

Dividend revenue is recognised when the dividend has been paid or, in the case of dividend reinvestment schemes, when the dividend is credited to the benefit of the fund.

Rental revenue

Upon entering into each contract as a lessor, the Fund assesses if the lease is a finance or operating lease. All leases have been assessed as operating leases. Rental revenue arising from operating leases on investment properties is recognised on straight-line basis over the term of the specific lease.

Distribution revenue

Distributions from unit trusts and managed funds are recognised as at the date the unit value is quoted ex-distribution and if not received at the end of the reporting period, are reflected in the statement of financial position as a receivable at market value.

Remeasurement changes in market values

Remeasurement changes in the market values of assets are recognised as income and determined as the difference between the market value at year-end or consideration received (if sold during the year) and the market value as at the prior year-end or cost (if acquired during the period).

Contributions

Contributions and transfers in are recognised when the control and the benefits from the revenue have been attained and are recorded by the Fund, gross of any taxes, in the period to which they relate.

d. Liability for Accrued Benefits

The liability for accrued benefits represents the Fund's present obligation to pay benefits to members and beneficiaries, and has been calculated as the difference between the carrying amount of the assets and the carrying amount of the other payables and income tax liabilities as at the end of the reporting period.

e. Income Tax

The income tax expense (income) for the year comprises current income tax expense (income) and deferred tax expense (income).

Current tax expense charged to profit or loss is the tax payable on taxable income. Current tax liabilities (assets) are therefore measured at the amounts expected to be paid to (recovered from) the relevant taxation authority.

Deferred income tax expense reflects movements in deferred tax liability balances during the year as well as unused tax losses.

No deferred income tax is recognised from the initial recognition of an asset or liability where there is no effect on accounting or taxable profit or loss.

Deferred tax assets and liabilities are calculated at the tax rates that are expected to apply to the period when the asset is realised or the liability is settled, and their measurement also reflects the manner in which the trustees expect to recover or settle the carrying amount of the related asset or liability.

Deferred tax assets relating to temporary differences and unused tax losses are recognised only to the extent that it is probable that future taxable profit will be available against which the benefits of the deferred tax asset can be utilised.

f. Goods and Services Tax (GST)

Revenues, expenses and assets are recognised net of the amount of GST, except where the amount of GST incurred is not recoverable from the Australian Taxation Office (ATO).

The net amount of GST recoverable from, or payable to, the ATO is included with other receivables or other payables in the statement of financial position.

g. Trade and Other Payables

Notes to the Financial Statements

For the year ended 30 June 2023

Financial liabilities, such as trade creditors and other payables, are measured at the gross value of the outstanding balance at the end of the reporting period. The trustees have determined that the gross value of the Fund's financial liabilities is equivalent to the market value. Any remeasurement changes in the gross value of non-current financial liabilities (including liabilities for members' accrued benefits) are recognised in the operating statement in the periods in which they occur.

h. Critical Accounting Estimates and Judgements

The preparation of financial statements requires the trustees to make judgements, estimates and assumptions that affect the application of accounting policies and the reported amounts of assets and liabilities, income and expenses. Actual results may differ from these estimates.

Estimates and underlying assumptions are reviewed on an ongoing basis. Revisions to accounting estimates are recognised in the period in which the estimate is revised and in any future period affected.

Note 2: Real Estate Properties (Australian - Non Residential)

	2023 \$	2022 \$
7/48 Flinders Parade, North Lakes	0.00	225,000.00
	0.00	225,000.00

Note 3: Shares in Listed Companies (Australian)

	2023 \$	2022 \$
Bank Of Queensland Limited.	0.00	7,570.45
Flight Centre Travel Group Limited	0.00	8,298.08
Lanyon Investment Company Limited	0.00	340.96
	0.00	16,209.49

Note 4: Units in Listed Unit Trusts (Australian)

	2023 \$	2022 \$
Spdr Dow Jones Global Real Estate Esg Fund	0.00	8,370.60
Ishares Core Composite Bond Etf	0.00	8,964.00
Ishares Core S&p/asx 200 Etf	31,766.13	0.00
Ishares Enhanced Cash Etf	2,215.18	0.00
Ishares S&p/asx Small Ordinaries Etf	0.00	6,570.00
Ishares Core Msci World Ex Australia Esg Etf	14,072.88	0.00
Magellan Global Fund (open Class) (managed Fund)	0.00	16,917.44
Magellan Infrastructure Fund (currency Hedged)(managed Fund)	0.00	9,752.40
Vaneck Australian Equal Weight Etf	0.00	17,726.31
Platinum International Fund (quoted Managed Hedge Fund)	0.00	10,873.20

Walls Family Super Fund

Notes to the Financial Statements

For the year ended 30 June 2023

Spdr S&p/asx 200 Fund	0.00	14,924.46
Vanguard All-World Ex-Us Shares Index Etf	0.00	17,962.64
Vanguard Us Total Market Shares Index Etf	0.00	34,190.00
	48,054.19	146,251.05

Note 5: Units in Unlisted Unit Trusts (Australian)

	2023 \$	2022 \$
Dimensional 2 Yr Sus Fxd Int Tr AUD	8,845.13	0.00
Dimensional Glob Core Eqtr Hdgr	17,014.27	0.00
Dimensional 5 Yr Div Fxd Int AUD Us	16,535.71	0.00
Colchester Glob Govt Bd Fd Class I	5,532.23	0.00
Fidelity Asia Fd	15,554.06	0.00
Ardea Real Outcome Fund	16,632.32	0.00
Investors Mutual Concentrated Au Sh	25,180.80	0.00
Antares Elite Opportunities Fund	7,749.77	0.00
Pendal Focus Aust Share Fund	21,296.47	0.00
Schroder Global Value Fund W/C	30,813.88	0.00
ClrBrdge RARE Infra Inme Fd A	11,166.54	0.00
	176,321.18	0.00

Note 6: Liability for Accrued Benefits

	2023 \$	2022 \$
Liability for accrued benefits at beginning of year	557,473.37	349,522.74
Benefits accrued as a result of operations	190,731.78	186,700.63
Current year member movements	0.00	21,250.00
	748,205.15	557,473.37

Note 7: Vested Benefits

Vested benefits are benefits that are not conditional upon continued membership of the fund (or any factor other than resignation from the plan) and include benefits which members were entitled to receive had they terminated their fund membership as at the end of the reporting period.

Walls Family Super Fund

Notes to the Financial Statements

For the year ended 30 June 2023

	2023 \$	2022 \$
Vested Benefits	748,205.15	557,473.37

Note 8: Guaranteed Benefits

No guarantees have been made in respect of any part of the liability for accrued benefits.

Note 9: Changes in Market Values

Unrealised Movements in Market Value

	2023 \$	2022 \$
Real Estate Properties (Australian - Non Residential)		
7/48 Flinders Parade, North Lakes	8,380.04	(8,380.04)
	8,380.04	(8,380.04)
Shares in Listed Companies (Australian)		
8IP Emerging Companies Limited	0.00	1,688.69
Bank Of Queensland Limited.	2,448.98	(2,769.40)
Flight Centre Travel Group Limited	(252.24)	1,199.78
Lanyon Investment Company Limited	1,356.01	(1,356.01)
	3,552.75	(1,236.94)
Units in Listed Unit Trusts (Australian)		
Ishares Core Composite Bond Etf	1,164.40	(1,234.80)
Ishares Core Msci World Ex Australia Esg Etf	2,078.48	0.00
Ishares Core S&p/asx 200 Etf	234.35	0.00
Ishares Enhanced Cash Etf	(2.27)	0.00
Ishares S&p/asx Small Ordinaries Etf	1,030.00	(2,190.00)
Magellan Global Fund (open Class) (managed Fund)	1,059.56	(3,135.56)
Magellan Infrastructure Fund (currency Hedged)(managed Fund)	251.80	259.20
Platinum International Fund (quoted Managed Hedge Fund)	1,107.40	(1,869.60)
Spdr Dow Jones Global Real Estate Esg Fund	1,566.40	(1,020.60)
Spdr S&p/asx 200 Fund	(926.29)	(2,090.83)
Vaneck Australian Equal Weight Etf	2,267.66	(2,267.66)
Vanguard All-World Ex-US Shares Index Etf	(627.24)	(3,065.28)
Vanguard Us Total Market Shares Index Etf	(10,896.08)	(2,886.25)

Walls Family Super Fund

Notes to the Financial Statements

For the year ended 30 June 2023

	(1,691.83)	(19,501.38)
Units in Unlisted Unit Trusts (Australian)		
Antares Elite Opportunities Fund	(154.59)	0.00
Ardea Real Outcome Fund	455.62	0.00
ClrBrdge RARE Infra Inme Fd A	(397.57)	0.00
Colchester Glob Govt Bd Fd Class I	(37.08)	0.00
Dimensional 2 Yr Sus Fxd Int Tr AUD	(79.69)	0.00
Dimensional 5 Yr Div Fxd Int AUD Us	(203.15)	0.00
Dimensional Glob Core Eq Tr Hdg	1,568.03	0.00
Fidelity Asia Fd	455.98	0.00
Investors Mutual Concentrated Au Sh	346.08	0.00
Pendal Focus Aust Share Fund	(254.80)	0.00
Schroder Global Value Fund W/C	1,752.73	0.00
	3,451.56	0.00
Total Unrealised Movement	13,692.52	(29,118.36)
Realised Movements in Market Value		
	2023	2022
	\$	\$
Real Estate Properties (Australian - Non Residential)		
7/48 Flinders Parade, North Lakes	94,341.56	0.00
	94,341.56	0.00
Shares in Listed Companies (Australian)		
Bank Of Queensland Limited.	(1,723.71)	0.00
Flight Centre Travel Group Limited	(547.12)	0.00
Lanyon Investment Company Limited	(1,696.97)	0.00
	(3,967.80)	0.00
Units in Listed Unit Trusts (Australian)		
Ishares Core Composite Bond Etf	(1,148.00)	0.00
Ishares Core Msci World Ex Australia Esg Etf	234.25	0.00
Ishares Core S&p/asx 200 Etf	29.57	0.00
Ishares S&p/asx Small Ordinaries Etf	(950.00)	0.00
Magellan Global Fund (open Class) (managed Fund)	(428.28)	0.00

Walls Family Super Fund

Notes to the Financial Statements

For the year ended 30 June 2023

Magellan Infrastructure Fund (currency Hedged)(managed Fund)	(730.40)	0.00
Platinum International Fund (quoted Managed Hedge Fund)	(542.00)	0.00
Spdr Dow Jones Global Real Estate Esg Fund	(1,633.40)	0.00
Spdr S&p/asx 200 Fund	2,352.07	0.00
Vaneck Australian Equal Weight Etf	(474.13)	0.00
Vanguard All-World Ex-US Shares Index Etf	1,390.88	0.00
Vanguard Us Total Market Shares Index Etf	14,033.72	0.00
	12,134.28	0.00
Units in Unlisted Unit Trusts (Australian)		
Antares Elite Opportunities Fund	(90.43)	0.00
Ardea Real Outcome Fund	31.39	0.00
ClrBrdge RARE Infra Inme Fd A	(10.59)	0.00
Dimensional Glob Core Eqtr Hdg	191.90	0.00
Fidelity Asia Fd	27.14	0.00
Pendal Focus Aust Share Fund	(144.22)	0.00
SGH ICE	(322.62)	0.00
Schroder Global Value Fund W/C	36.99	0.00
abrdn Glb Abs Rtn Stg A Class	(432.86)	0.00
	(713.30)	0.00
Total Realised Movement	101,794.74	0.00
Changes in Market Values	115,487.26	(29,118.36)
Note 10: Income Tax Expense		
The components of tax expense comprise	2023 \$	2022 \$
Current Tax	17,918.89	844.09
Deferred Tax Liability/Asset	624.14	(2,407.54)
Income Tax Expense	18,543.03	(1,563.45)

Notes to the Financial Statements

For the year ended 30 June 2023

The prima facie tax on benefits accrued before income tax is reconciled to the income tax as follows:

Prima facie tax payable on benefits accrued before income tax at 15%	31,391.22	27,770.58
Less:		
Tax effect of:		
Non Taxable Contributions	4,806.90	28,747.76
Increase in MV of Investments	2,053.88	0.00
Realised Accounting Capital Gains	15,269.23	0.00
Accounting Trust Distributions	820.15	803.23
Tax Adjustment - Capital Works Expenditure (D1)	379.20	463.50
Tax Adjustment - Decline in value of depreciating assets (E1)	309.15	898.50
Add:		
Tax effect of:		
Decrease in MV of Investments	0.00	4,367.75
Franking Credits	161.19	118.25
Foreign Credits	29.84	15.52
Net Capital Gains	10,860.30	191.40
Credit for Tax Withheld - Foreign resident	27.39	50.38
Taxable Trust Distributions	354.61	251.18
Distributed Foreign Income	189.59	224.82
Rounding	(0.58)	(0.29)
Income Tax on Taxable Income or Loss	19,375.05	2,076.60
Less credits:		
Franking Credits	1,074.63	788.35
Foreign Credits	198.92	108.29
Credit for Tax Withheld - Foreign resident withholding	182.61	335.87
Current Tax or Refund	<u>17,918.89</u>	<u>844.09</u>

Walls Family Super Fund

Statement of Taxable Income

For the year ended 30 June 2023

	2023
	\$
Benefits accrued as a result of operations	209,274.81
Less	
Increase in MV of investments	13,692.52
Tax Adjustment - Decline in value of depreciating assets (E1)	2,061.00
Realised Accounting Capital Gains	101,794.86
Accounting Trust Distributions	5,467.66
Non Taxable Contributions	32,046.00
Tax Adjustment - Capital Works Expenditure (D1)	2,528.00
	<u>157,590.04</u>
Add	
Franking Credits	1,074.63
Foreign Credits	198.92
Net Capital Gains	72,402.00
Credit for Tax Withheld - Foreign resident withholding	182.61
Taxable Trust Distributions	2,364.05
Distributed Foreign income	1,263.90
	<u>77,486.11</u>
SMSF Annual Return Rounding	(3.88)
	<u>129,167.00</u>
Taxable Income or Loss	
Income Tax on Taxable Income or Loss	19,375.05
Less	
Franking Credits	1,074.63
Foreign Credits	198.92
Credit for Tax Withheld - Foreign resident withholding	182.61
CURRENT TAX OR REFUND	<u>17,918.89</u>
Supervisory Levy	259.00
Income Tax Instalments Raised	(6,108.00)
AMOUNT DUE OR REFUNDABLE	<u>12,069.89</u>

Walls Family Super Fund
Trustees Declaration

Walls Super (Qld) Pty Ltd ACN: 151116773

The directors of the trustee company have determined that the Fund is not a reporting entity and that these special purpose financial statements should be prepared in accordance with the accounting policies described in Note 1 to the financial statements.

The directors of the trustee company declare that:

- (i) the financial statements and notes to the financial statements for the year ended 30 June 2023 present fairly, in all material respects, the financial position of the Superannuation Fund at 30 June 2023 and the results of its operations for the year ended on that date in accordance with the accounting policies described in Note 1 to the financial statements;
- (ii) the financial statements and notes to the financial statements have been prepared in accordance with the requirements of the trust deed; and
- (iii) the operation of the superannuation fund has been carried out in accordance with its trust deed and in compliance with the requirements of the Superannuation Industry (Supervision) Act 1993 and associated Regulations during the year ended 30 June 2023.

Signed in accordance with a resolution of the directors of the trustee company by:

.....
Jeffrey Carlyle Walls
Walls Super (Qld) Pty Ltd
Director

.....
Renee Margaret Walls
Walls Super (Qld) Pty Ltd
Director

Dated this day of

Walls Family Super Fund

Investment Summary with Market Movement

As at 30 June 2023

Investment	Units	Market Price	Market Value	Average Cost	Accounting Cost	Overall	Unrealised Current Year	Realised Movement
Cash/Bank Accounts								
Macquarie Cash Management Account		525,511.840000	525,511.84	525,511.84	525,511.84			
NetWealth Acc WRAP 077596		7,930.110000	7,930.11	7,930.11	7,930.11			
			533,441.95		533,441.95			
Real Estate Properties (Australian - Non Residential)								
7/48FLINDE RS	7/48 Flinders Parade, North Lakes	0.00	225,000.000000	0.00	0.00	0.00	8,380.04	94,341.56
			0.00		0.00	0.00	8,380.04	94,341.56
Shares in Listed Companies (Australian)								
BOQ.AX	Bank Of Queensland Limited.	0.00	5.490000	0.00	0.00	0.00	2,448.98	(1,723.71)
FLT.AX	Flight Centre Travel Group Limited	0.00	19.050000	0.00	0.00	0.00	(252.24)	(547.12)
LAN.AX	Lanyon Investment Company Limited	0.00	9.471000	0.00	0.00	0.00	1,356.01	(1,696.97)
			0.00		0.00	0.00	3,552.75	(3,967.80)
Units in Listed Unit Trusts (Australian)								
IAF.AX	Ishares Core Composite Bond Etf	0.00	99.520000	0.00	0.00	0.00	1,164.40	(1,148.00)
IWLD.AX	Ishares Core Msci World Ex Australia Esg Etf	307.00	45.840000	14,072.88	39.07	11,994.40	2,078.48	234.25
IOZ.AX	Ishares Core S&p/asx 200 Etf	1,089.00	29.170000	31,766.13	28.95	31,531.78	234.35	29.57
ISEC.AX	Ishares Enhanced Cash Etf	22.00	100.690000	2,215.18	100.79	2,217.45	(2.27)	0.00
ISO.AX	Ishares S&p/asx Small Ordinaries Etf	0.00	4.330000	0.00	0.00	0.00	1,030.00	(950.00)
MGOC.AX	Magellan Global Fund (open Class) (managed Fund)	0.00	2.660000	0.00	0.00	0.00	1,059.56	(428.28)
MICH.AX	Magellan Infrastructure Fund (currency Hedged)(managed Fund)	0.00	2.810000	0.00	0.00	0.00	251.80	(730.40)
PIXX.AX	Platinum International Fund (quoted Managed Hedge Fund)	0.00	4.640000	0.00	0.00	0.00	1,107.40	(542.00)
DJRE.AX	Spdr Dow Jones Global Real Estate Esg Fund	0.00	19.160000	0.00	0.00	0.00	1,566.40	(1,633.40)
STW.AX	Spdr S&p/asx 200 Fund	0.00	64.890000	0.00	0.00	0.00	(926.29)	2,352.07
MVW.AX	Vaneck Australian Equal Weight Etf	0.00	34.690000	0.00	0.00	0.00	2,267.66	(474.13)
VEU.AX	Vanguard All-World Ex-Us Shares Index Etf	0.00	81.340000	0.00	0.00	0.00	(627.24)	1,390.88
VTS.AX	Vanguard Us Total Market Shares Index Etf	0.00	329.340000	0.00	0.00	0.00	(10,896.08)	14,033.72

Walls Family Super Fund

Investment Summary with Market Movement

As at 30 June 2023

Investment	Units	Market Price	Market Value	Average Cost	Accounting Cost	Overall	Unrealised Current Year	Realised Movement
			48,054.19		45,743.63	2,310.56	(1,691.83)	12,134.28
Units in Unlisted Unit Trusts (Australian)								
PPL0115AU Antares Elite Opportunities Fund	6,110.36	1.268300	7,749.77	1.29	7,904.36	(154.59)	(154.59)	(90.43)
HOW0098AU Ardea Real Outcome Fund	18,799.96	0.884700	16,632.32	0.86	16,176.70	455.62	455.62	31.39
TGP0016AU CtrBrdge RARE Infra Inme Fd A	8,141.25	1.371600	11,166.54	1.42	11,564.11	(397.57)	(397.57)	(10.59)
ETL5525AU Colchester Glob Govt Bd Fd Class I	6,866.37	0.805700	5,532.23	0.81	5,569.31	(37.08)	(37.08)	0.00
DFA0002AU Dimensional 2 Yr Sus Fxd Int Tr AUD	908.79	9.732900	8,845.13	9.82	8,924.82	(79.69)	(79.69)	0.00
DFA0108AU Dimensional 5 Yr Div Fxd Int AUD Us	1,743.68	9.483200	16,535.71	9.60	16,738.86	(203.15)	(203.15)	0.00
DFA0009AU Dimensional Glob Core Eqt Tr Hdg	604.63	28.140000	17,014.27	25.55	15,446.24	1,568.03	1,568.03	191.90
FID0010AU Fidelity Asia Fd	642.54	24.207200	15,554.06	23.50	15,098.08	455.98	455.98	27.14
IML0010AU Investors Mutual Concentrated Au Sh	12,367.78	2.036000	25,180.80	2.01	24,834.72	346.08	346.08	0.00
RFA0059AU Pendal Focus Aust Share Fund	9,313.19	2.286700	21,296.47	2.31	21,551.27	(254.80)	(254.80)	(144.22)
ETL0062AU SGH ICE	0.00	1.870500	0.00	0.00	0.00	0.00	0.00	(322.62)
SCH0030AU Schroder Global Value Fund W/C	26,429.26	1.165900	30,813.88	1.10	29,061.15	1,752.73	1,752.73	36.99
ETL0130AU abrdn Glb Abs Rtn Stg A Class	0.00	1.215900	0.00	0.00	0.00	0.00	0.00	(432.86)
			176,321.18		172,869.62	3,451.56	3,451.56	(713.30)
			757,817.32		752,055.20	5,762.12	13,692.52	101,794.74

**TAX DEPRECIATION SUMMARY REPORT
Using Diminishing Value Method**

7/48 Flinders Pde. NORTH LAKES D1, Sold 11/04/2023

This property was first available for rent on: 19 July 2021 x 284 days / 365 days = \$2,528

The actual amounts claimable for the first part year & the following 39 years have been
Calculated below for your convenience ✓

ACTUAL AMOUNTS CLAIMABLE

	1st Year (Part)	2nd Year	3rd Year	4th Year	5th Year	6th Year	7th Year	8th Year	9th Year	10th Year	Residual
Financial Year	2021-2022	2022-2023	2023-2024	2024-2025	2025-2026	2026-2027	2027-2028	2028-2029	2029-2030	2030-2031	
	347 Days										
	\$	\$	\$	\$	\$	\$	\$	\$	\$	\$	\$
Building Allowance	3,089.7	3,250.0	3,250.0	3,250.0	3,250.0	3,250.0	3,250.0	3,250.0	3,250.0	3,250.0	
Depreciables by Diminishing Value	1,521.1	1,400.4	1,219.8	1,065.5	933.0	653.1	587.8	529.0	476.1	428.5	
Depreciables for Low Value Pool Assets (first year or part thereof)	4,468.8	1,249.2	780.8	488.0	305.0	346.1	371.8	232.4	145.2	90.8	
Total Claimable	9,079.6	5,900	5,251	4,803	4,488	4,249	4,210	4,011	3,871	3,769	

E1, Sold 11/04/2023
x 284 days / 365 days = \$2,061

First Year Claim **\$9,080**

Total Deductions in 1st 10 years **\$49,632**

	11th Year	12th Year	13th Year	14th Year	15th Year	16th Year	17th Year	18th Year	19th Year	20th Year	Residual
Financial Year	2031-2032	2032-2033	2033-2034	2034-2035	2035-2036	2036-2037	2037-2038	2038-2039	2039-2040	2040-2041	
	\$	\$	\$	\$	\$	\$	\$	\$	\$	\$	\$
Building Allowance	3,250.0	3,250.0	3,250.0	3,250.0	3,250.0	3,250.0	3,250.0	3,250.0	3,250.0	3,250.0	
Depreciables by Diminishing Value	385.65	347.08	312.37	281.14	253.02	227.72	111.79	100.61	-	-	
Depreciables for Low Value Pool Assets (first year or part thereof)	56.73	35.46	22.16	13.85	8.66	5.41	178.05	285.96	348.50	387.60	
Total Claimable	3,692	3,633	3,585	3,545	3,512	3,483	3,540	3,637	3,599	3,638	

\$35,862

Self-managed superannuation fund annual return **2023**

Who should complete this annual return?

Only self-managed superannuation funds (SMSFs) can complete this annual return. All other funds must complete the *Fund income tax return 2023* (NAT 71287).

- ❗ The *Self-managed superannuation fund annual return instructions 2023* (NAT 71606) (the instructions) can assist you to complete this annual return.
- ➡ The SMSF annual return cannot be used to notify us of a change in fund membership. You must update fund details via ABR.gov.au or complete the Change of details for superannuation entities form (NAT 3036).

To complete this annual return

- Print clearly, using a BLACK pen only.
- Use BLOCK LETTERS and print one character per box.

S M I T H S T

- Place in ALL applicable boxes.

- ➡ Postal address for annual returns:

Australian Taxation Office
GPO Box 9845
[insert the name and postcode
of your capital city]

For example;

Australian Taxation Office
GPO Box 9845
SYDNEY NSW 2001

Section A: Fund information

1 **Tax file number (TFN)**

- ➡ To assist processing, write the fund's TFN at the top of pages 3, 5, 7, 9 and 11.

- ❗ The ATO is authorised by law to request your TFN. You are not obliged to quote your TFN but not quoting it could increase the chance of delay or error in processing your annual return. See the Privacy note in the Declaration.

2 **Name of self-managed superannuation fund (SMSF)**

Walls Family Super Fund

3 **Australian business number (ABN)** (if applicable)

4 **Current postal address**

PO Box 504

Suburb/town

North Lakes

State/territory

QLD

Postcode

4509

5 **Annual return status**

Is this an amendment to the SMSF's 2023 return?

A No Yes

Is this the first required return for a newly registered SMSF?

B No Yes

Tax File Number

6 SMSF auditor

Auditor's name

Title: Mr Mrs Miss Ms Other

Family name

First given name Other given names

SMSF Auditor Number Auditor's phone number

Postal address

Suburb/town State/territory Postcode

Date audit was completed **A** / /

Was Part A of the audit report qualified? **B** No Yes

Was Part B of the audit report qualified? **C** No Yes

If Part B of the audit report was qualified, have the reported issues been rectified? **D** No Yes

7 Electronic funds transfer (EFT)

We need your self-managed super fund's financial institution details to pay any super payments and tax refunds owing to you.

A Fund's financial institution account details

This account is used for super contributions and rollovers. Do not provide a tax agent account here.

Fund BSB number Fund account number

Fund account name

I would like my tax refunds made to this account. Go to C.

B Financial institution account details for tax refunds

This account is used for tax refunds. You can provide a tax agent account here.

BSB number Account number

Account name

C Electronic service address alias

Provide the electronic service address alias (ESA) issued by your SMSF messaging provider. (For example, SMSFdataESAAlias). See instructions for more information.

Tax File Number

- 8 Status of SMSF** Australian superannuation fund **A** No Yes Fund benefit structure **B** Code
Does the fund trust deed allow acceptance of the Government's Super Co-contribution and Low Income Super Amounts? **C** No Yes

9 Was the fund wound up during the income year?

No Yes If yes, provide the date on which the fund was wound up / / Have all tax lodgment and payment obligations been met? No Yes

10 Exempt current pension income

Did the fund pay retirement phase superannuation income stream benefits to one or more members in the income year?

To claim a tax exemption for current pension income, you must pay at least the minimum benefit payment under the law. Record exempt current pension income at Label **A**.

No Go to Section B: Income.

Yes Exempt current pension income amount **A** \$

Which method did you use to calculate your exempt current pension income?

Segregated assets method **B**

Unsegregated assets method **C** Was an actuarial certificate obtained? **D** Yes

Did the fund have any other income that was assessable?

E Yes Go to Section B: Income.

No Choosing 'No' means that you do not have any assessable income, including no-TFN quoted contributions. Go to Section C: Deductions and non-deductible expenses. (Do **not** complete Section B: Income.)

If you are entitled to claim any tax offsets, you can list these at Section D: Income tax calculation statement.

Section B: Income

Do not complete this section if all superannuation interests in the SMSF were supporting superannuation income streams in the retirement phase for the **entire year**, there was **no** other income that was assessable, and you **have not** realised a deferred notional gain. If you are entitled to claim any tax offsets, you can record these at Section D: Income tax calculation statement.

11 Income

Did you have a capital gains tax (CGT) event during the year? **G** No Yes

If the total capital loss or total capital gain is greater than \$10,000 or you elected to use the transitional CGT relief in 2017 and the deferred notional gain has been realised, complete and attach a *Capital gains tax (CGT) schedule 2023*.

Have you applied an exemption or rollover? **M** No Yes

Code

Net capital gain **A** \$

Gross rent and other leasing and hiring income **B** \$

Gross interest **C** \$

Forestry managed investment scheme income **X** \$

Gross foreign income **D1** \$ Net foreign income **D** \$ Loss

Australian franking credits from a New Zealand company **E** \$

Transfers from foreign funds **F** \$ Number

Gross payments where ABN not quoted **H** \$

Gross distribution from partnerships **I** \$ Loss

Calculation of assessable contributions
Assessable employer contributions
R1 \$

plus Assessable personal contributions
R2 \$

plus **No-TFN-quoted contributions
R3 \$
(an amount must be included even if it is zero)

less Transfer of liability to life insurance company or PST
R6 \$

*Unfranked dividend amount **J** \$

*Franked dividend amount **K** \$

*Dividend franking credit **L** \$

*Gross trust distributions **M** \$ Code

Assessable contributions
R \$
(R1 plus R2 plus R3 less R6)

Calculation of non-arm's length income
*Net non-arm's length private company dividends
U1 \$

plus *Net non-arm's length trust distributions
U2 \$

plus *Net other non-arm's length income
U3 \$

*Other income **S** \$ Code

*Assessable income due to changed tax status of fund **T** \$

Net non-arm's length income
U \$
(subject to 45% tax rate) (U1 plus U2 plus U3)

*This is a mandatory label.

*If an amount is entered at this label, check the instructions to ensure the correct tax treatment has been applied.


GROSS INCOME **W** \$ Loss
(Sum of labels A to U)

Exempt current pension income **Y** \$

TOTAL ASSESSABLE INCOME (W less Y) **V** \$ Loss

Section C: Deductions and non-deductible expenses

12 Deductions and non-deductible expenses

 Under 'Deductions' list all expenses and allowances you are entitled to claim a deduction for. Under 'Non-deductible expenses', list all other expenses or normally allowable deductions that you cannot claim as a deduction (for example, all expenses related to exempt current pension income should be recorded in the 'Non-deductible expenses' column).

DEDUCTIONS		NON-DEDUCTIBLE EXPENSES	
Interest expenses within Australia	A1 \$ <input type="text"/>	A2 \$ <input type="text"/>	
Interest expenses overseas	B1 \$ <input type="text"/>	B2 \$ <input type="text"/>	
Capital works expenditure	D1 \$ <input type="text" value="2,528"/>	D2 \$ <input type="text"/>	
Decline in value of depreciating assets	E1 \$ <input type="text" value="2,061"/>	E2 \$ <input type="text"/>	
Insurance premiums – members	F1 \$ <input type="text" value="25,654"/>	F2 \$ <input type="text"/>	
SMSF auditor fee	H1 \$ <input type="text" value="385"/>	H2 \$ <input type="text"/>	
Investment expenses	I1 \$ <input type="text" value="6,555"/>	I2 \$ <input type="text"/>	
Management and administration expenses	J1 \$ <input type="text" value="7,797"/>	J2 \$ <input type="text"/>	
Forestry managed investment scheme expense	U1 \$ <input type="text"/>	U2 \$ <input type="text"/>	
Other amounts	L1 \$ <input type="text"/>	L2 \$ <input type="text"/>	<input type="text" value=""/>
Tax losses deducted	M1 \$ <input type="text"/>		

TOTAL DEDUCTIONS
N \$
 (Total A1 to M1)

TOTAL NON-DEDUCTIBLE EXPENSES
Y \$

#TAXABLE INCOME OR LOSS Loss
O \$
 (TOTAL ASSESSABLE INCOME less TOTAL DEDUCTIONS)

TOTAL SMSF EXPENSES
Z \$
 (N plus Y)

*This is a mandatory label.



Section D: Income tax calculation statement

#Important:

Section B label **R3**, Section C label **O** and Section D labels **A, T1, J, T5** and **I** are mandatory. If you leave these labels blank, you will have specified a zero amount.

13 Calculation statement

Please refer to the *Self-managed superannuation fund annual return instructions 2023* on how to complete the calculation statement.

#Taxable income	A \$	<input style="width: 95%;" type="text" value="129,167"/>	
			(an amount must be included even if it is zero)
#Tax on taxable income	T1 \$	<input style="width: 95%;" type="text" value="19,375.05"/>	
			(an amount must be included even if it is zero)
#Tax on no-TFN-quoted contributions	J \$	<input style="width: 95%;" type="text" value="0.00"/>	
			(an amount must be included even if it is zero)
Gross tax	B \$	<input style="width: 95%;" type="text" value="19,375.05"/>	
			(T1 plus J)

Foreign income tax offset	C1 \$	<input style="width: 95%;" type="text" value="198.92"/>	
Rebates and tax offsets	C2 \$	<input style="width: 95%;" type="text"/>	
		Non-refundable non-carry forward tax offsets	
		C \$	<input style="width: 95%;" type="text" value="198.92"/>
		(C1 plus C2)	

SUBTOTAL 1

T2 \$

(B less C – cannot be less than zero)

Early stage venture capital limited partnership tax offset	D1 \$	<input style="width: 95%;" type="text" value="0.00"/>	
Early stage venture capital limited partnership tax offset carried forward from previous year	D2 \$	<input style="width: 95%;" type="text" value="0.00"/>	
Early stage investor tax offset	D3 \$	<input style="width: 95%;" type="text" value="0.00"/>	
Early stage investor tax offset carried forward from previous year	D4 \$	<input style="width: 95%;" type="text" value="0.00"/>	
		Non-refundable carry forward tax offsets	
		D \$	<input style="width: 95%;" type="text" value="0.00"/>
		(D1 plus D2 plus D3 plus D4)	
		SUBTOTAL 2	
		T3 \$	<input style="width: 95%;" type="text" value="19,176.13"/>
		(T2 less D – cannot be less than zero)	

Complying fund's franking credits tax offset	E1 \$	<input style="width: 95%;" type="text" value="1,074.63"/>	
No-TFN tax offset	E2 \$	<input style="width: 95%;" type="text"/>	
National rental affordability scheme tax offset	E3 \$	<input style="width: 95%;" type="text"/>	
Exploration credit tax offset	E4 \$	<input style="width: 95%;" type="text" value="0.00"/>	
		Refundable tax offsets	
		E \$	<input style="width: 95%;" type="text" value="1,074.63"/>
		(E1 plus E2 plus E3 plus E4)	

#TAX PAYABLE T5 \$

(T3 less E – cannot be less than zero)

Section 102AAM interest charge

G \$

H2	Credit for tax withheld – foreign resident withholding (excluding capital gains)	\$	<input style="width: 80%;" type="text" value="182.61"/>	
H3	Credit for tax withheld – where ABN or TFN not quoted (non-individual)	\$	<input style="width: 80%;" type="text"/>	
H5	Credit for TFN amounts withheld from payments from closely held trusts	\$	<input style="width: 80%;" type="text" value="0.00"/>	
H6	Credit for interest on no-TFN tax offset	\$	<input style="width: 80%;" type="text"/>	
H8	Credit for foreign resident capital gains withholding amounts	\$	<input style="width: 80%;" type="text" value="0.00"/>	
				Eligible credits
		H	\$ <input style="width: 80%;" type="text" value="182.61"/>	✓
				<small>(H2 plus H3 plus H5 plus H6 plus H8)</small>

#Tax offset refunds <small>(Remainder of refundable tax offsets)</small>	I	\$	<input style="width: 80%;" type="text" value="0.00"/>	
				<small>(unused amount from label E – an amount must be included even if it is zero)</small>

PAYG instalments raised	K	\$	<input style="width: 80%;" type="text" value="6,108.00"/>	✓
Supervisory levy	L	\$	<input style="width: 80%;" type="text" value="259.00"/>	
Supervisory levy adjustment for wound up funds	M	\$	<input style="width: 80%;" type="text"/>	
Supervisory levy adjustment for new funds	N	\$	<input style="width: 80%;" type="text"/>	

AMOUNT DUE OR REFUNDABLE <small>A positive amount at S is what you owe, while a negative amount is refundable to you.</small>	S	\$	<input style="width: 80%;" type="text" value="12,069.89"/>	✓
				<small>(T5 plus G less H less I less K plus L less M plus N)</small>

*This is a mandatory label.

Section E: Losses

14 Losses

! If total loss is greater than \$100,000, complete and attach a *Losses schedule 2023*.

Tax losses carried forward to later income years	U	\$	<input style="width: 95%;" type="text"/>
Net capital losses carried forward to later income years	V	\$	<input style="width: 95%;" type="text"/>

Section F: **Member information**

MEMBER 1

Title: Mr Mrs Miss Ms Other

Family name **Walls**

First given name **Jeffrey Carlyle** Other given names

Member's TFN **Provided** Date of birth **Provided**

See the Privacy note in the Declaration.

Contributions OPENING ACCOUNT BALANCE \$ **178,023.05**

I Refer to instructions for completing these labels.

- A** \$ **2,307.70** Employer contributions
- A1** ABN of principal employer
- B** \$ **42,142.00** Personal contributions
- C** \$ CGT small business retirement exemption
- D** \$ CGT small business 15-year exemption amount
- E** \$ Personal injury election
- F** \$ Spouse and child contributions
- G** \$ Other third party contributions

- H** \$ Proceeds from primary residence disposal
- H1** Receipt date / / (Day / Month / Year)
- I** \$ Assessable foreign superannuation fund amount
- J** \$ Non-assessable foreign superannuation fund amount
- K** \$ Transfer from reserve: assessable amount
- L** \$ Transfer from reserve: non-assessable amount
- T** \$ Contributions from non-complying funds and previously non-complying funds
- M** \$ Any other contributions (including Super Co-contributions and Low Income Super Amounts)

TOTAL CONTRIBUTIONS **N** \$ **44,449.70**
(Sum of labels **A** to **M**)

Other transactions

- S1** \$ **240,202.11** Accumulation phase account balance
- S2** \$ **0.00** Retirement phase account balance - Non CDBIS
- S3** \$ **0.00** Retirement phase account balance - CDBIS

- O** \$ **17,729.36** Allocated earnings or losses
- P** \$ Inward rollovers and transfers
- Q** \$ Outward rollovers and transfers
- R1** \$ Lump Sum payments
- R2** \$ Income stream payments

Loss
Code
Code

CLOSING ACCOUNT BALANCE **S** \$ **240,202.11**
(**S1** plus **S2** plus **S3**)

0 TRIS Count

- Accumulation phase value **X1** \$
- Retirement phase value **X2** \$
- Outstanding limited recourse borrowing arrangement amount **Y** \$

Tax File Number **Provided**

MEMBER 2

Title: Mr Mrs Miss Ms Other

Family name **Walls**

First given name **Renee Margaret** Other given names

Member's TFN **Provided** Date of birth **Provided**

Contributions **OPENING ACCOUNT BALANCE \$ 379,450.32**

I Refer to instructions for completing these labels.

Employer contributions
A \$ 5,890.98

ABN of principal employer
A1

Personal contributions
B \$ 58,175.26

CGT small business retirement exemption
C \$

CGT small business 15-year exemption amount
D \$

Personal injury election
E \$

Spouse and child contributions
F \$

Other third party contributions
G \$

Proceeds from primary residence disposal
H \$

H1 Receipt date / /

Assessable foreign superannuation fund amount
I \$

Non-assessable foreign superannuation fund amount
J \$

Transfer from reserve: assessable amount
K \$

Transfer from reserve: non-assessable amount
L \$

Contributions from non-complying funds and previously non-complying funds
T \$

Any other contributions (including Super Co-contributions and Low Income Super Amounts)
M \$

TOTAL CONTRIBUTIONS N \$ 64,066.24
(Sum of labels **A** to **M**)

Other transactions

Accumulation phase account balance
S1 \$ 508,003.04

Retirement phase account balance - Non CDBIS
S2 \$ 0.00

Retirement phase account balance - CDBIS
S3 \$ 0.00

0 TRIS Count

CLOSING ACCOUNT BALANCE S \$ 508,003.04
(**S1** plus **S2** plus **S3**)

Allocated earnings or losses
O \$ 64,486.48 Loss

Inward rollovers and transfers
P \$

Outward rollovers and transfers
Q \$

Lump Sum payments
R1 \$ Code

Income stream payments
R2 \$ Code

Accumulation phase value **X1 \$**

Retirement phase value **X2 \$**

Outstanding limited recourse borrowing arrangement amount **Y \$**

Section H: Assets and liabilities

15 ASSETS

15a Australian managed investments

Listed trusts	A	\$	48,054	✓
Unlisted trusts	B	\$	176,321	✓
Insurance policy	C	\$		
Other managed investments	D	\$		

15b Australian direct investments

<div style="border: 1px solid black; padding: 5px;"> <p>Limited recourse borrowing arrangements</p> <p>Australian residential real property</p> <p>J1 \$ <input style="width: 150px;" type="text"/></p> <p>Australian non-residential real property</p> <p>J2 \$ <input style="width: 150px;" type="text"/></p> <p>Overseas real property</p> <p>J3 \$ <input style="width: 150px;" type="text"/></p> <p>Australian shares</p> <p>J4 \$ <input style="width: 150px;" type="text"/></p> <p>Overseas shares</p> <p>J5 \$ <input style="width: 150px;" type="text"/></p> <p>Other</p> <p>J6 \$ <input style="width: 150px;" type="text"/></p> <p>Property count</p> <p>J7 <input style="width: 50px;" type="text"/></p> </div>			<p>Cash and term deposits</p> <p>E \$ <input style="width: 150px;" type="text" value="533,441"/></p>	✓	
			Debt securities	F \$ <input style="width: 150px;" type="text"/>	
			Loans	G \$ <input style="width: 150px;" type="text"/>	
			Listed shares	H \$ <input style="width: 150px;" type="text"/>	
			Unlisted shares	I \$ <input style="width: 150px;" type="text"/>	
			Limited recourse borrowing arrangements	J \$ <input style="width: 150px;" type="text"/>	
			Non-residential real property	K \$ <input style="width: 150px;" type="text"/>	
			Residential real property	L \$ <input style="width: 150px;" type="text"/>	
			Collectables and personal use assets	M \$ <input style="width: 150px;" type="text"/>	
			Other assets	O \$ <input style="width: 150px;" type="text" value="2,898"/>	✓

15c Other investments

Crypto-Currency	N	\$	
-----------------	----------	----	--

15d Overseas direct investments

Overseas shares	P	\$	
Overseas non-residential real property	Q	\$	
Overseas residential real property	R	\$	
Overseas managed investments	S	\$	
Other overseas assets	T	\$	
TOTAL AUSTRALIAN AND OVERSEAS ASSETS			U \$ <input style="width: 150px;" type="text" value="760,714"/>
(Sum of labels A to T)			

15e In-house assets

Did the fund have a loan to, lease to or investment in, related parties (known as in-house assets) at the end of the income year?

A No Yes \$

15f Limited recourse borrowing arrangements

If the fund had an LRBA were the LRBA borrowings from a licensed financial institution? **A** No Yes

Did the members or related parties of the fund use personal guarantees or other security for the LRBA? **B** No Yes

16 LIABILITIES

Borrowings for limited recourse borrowing arrangements	V1 \$ <input type="text"/>	
Permissible temporary borrowings	V2 \$ <input type="text"/>	
Other borrowings	V3 \$ <input type="text"/>	
	Borrowings	V \$ <input type="text"/>
Total member closing account balances (total of all CLOSING ACCOUNT BALANCES from Sections F and G)	W \$	<input type="text" value="748,204"/>
Reserve accounts	X \$	<input type="text"/>
Other liabilities	Y \$	<input type="text" value="12,510"/>
TOTAL LIABILITIES	Z \$	<input type="text" value="760,714"/>

Section I: Taxation of financial arrangements

17 Taxation of financial arrangements (TOFA)

Total TOFA gains **H** \$

Total TOFA losses **I** \$

Section J: Other information

Family trust election status

If the trust or fund has made, or is making, a family trust election, write the four-digit **income year specified** of the election (for example, for the 2022–23 income year, write 2023). **A**

If revoking or varying a family trust election, print **R** for revoke or print **V** for variation, and complete and attach the *Family trust election, revocation or variation 2023*. **B**

Interposed entity election status

If the trust or fund has an existing election, write the earliest income year specified. If the trust or fund is making one or more elections this year, write the earliest income year being specified and complete an *Interposed entity election or revocation 2023* for each election. **C**

If revoking an interposed entity election, print **R**, and complete and attach the *Interposed entity election or revocation 2023*. **D**

Section K: Declarations

Penalties may be imposed for false or misleading information in addition to penalties relating to any tax shortfalls.

Important

Before making this declaration check to ensure that all income has been disclosed and the annual return, all attached schedules and any additional documents are true and correct in every detail. If you leave labels blank, you will have specified a zero amount or the label was not applicable to you. If you are in doubt about any aspect of the annual return, place all the facts before the ATO.

Privacy

The ATO is authorised by the *Taxation Administration Act 1953* to request the provision of tax file numbers (TFNs). We will use the TFN to identify the entity in our records. It is not an offence not to provide the TFN. However if you do not provide the TFN, the processing of this form may be delayed.

Taxation law authorises the ATO to collect information and disclose it to other government agencies. For information about your privacy go to ato.gov.au/privacy

TRUSTEE'S OR DIRECTOR'S DECLARATION:

I declare that, the current trustees and directors have authorised this annual return and it is documented as such in the SMSF's records. I have received a copy of the audit report and are aware of any matters raised therein. The information on this annual return, including any attached schedules and additional documentation is true and correct.

Authorised trustee's, director's or public officer's signature

Date / /

Preferred trustee or director contact details:

Title: Mr Mrs Miss Ms Other

Family name

First given name Other given names

Phone number

Email address

Non-individual trustee name (if applicable)

ABN of non-individual trustee

Time taken to prepare and complete this annual return Hrs

The Commissioner of Taxation, as Registrar of the Australian Business Register, may use the ABN and business details which you provide on this annual return to maintain the integrity of the register. For further information, refer to the instructions.

TAX AGENT'S DECLARATION:

I declare that the *Self-managed superannuation fund annual return 2023* has been prepared in accordance with information provided by the trustees, that the trustees have given me a declaration stating that the information provided to me is true and correct, and that the trustees have authorised me to lodge this annual return.

Tax agent's signature

Date / /

Tax agent's contact details

Title: Mr Mrs Miss Ms Other

Family name

First given name Other given names

Tax agent's practice

Tax agent's phone number Reference number Tax agent number

Capital gains tax (CGT) schedule

2023

When completing this form

- Print clearly, using a black or dark blue pen only.
 - Use BLOCK LETTERS and print one character in each box.
- | | | | | | | | | | | | | | | | | | | | |
|---|---|---|---|---|--|---|---|--|--|--|--|--|--|--|--|--|--|--|--|
| S | M | I | T | H | | S | T | | | | | | | | | | | | |
|---|---|---|---|---|--|---|---|--|--|--|--|--|--|--|--|--|--|--|--|
- Do not use correction fluid or covering stickers.
 - Sign next to any corrections with your **full signature** (not initials).

- Use in conjunction with company, trust, fund income tax return or the self-managed superannuation fund annual return.
- Refer to the *Guide to capital gains tax 2023* available on our website at ato.gov.au for instructions on how to complete this schedule.

Tax file number (TFN)

! We are authorised by law to request your TFN. You do not have to quote your TFN. However, if you don't it could increase the chance of delay or error in processing your form.

Australian business number (ABN)

Taxpayer's name

Walls Family Super Fund

1 Current year capital gains and capital losses

	Capital gain	Capital loss
Shares in companies listed on an Australian securities exchange	A \$ <input style="width: 200px;" type="text"/>	K \$ <input style="width: 200px;" type="text" value="3,968"/>
Other shares	B \$ <input style="width: 200px;" type="text"/>	L \$ <input style="width: 200px;" type="text"/>
Units in unit trusts listed on an Australian securities exchange	C \$ <input style="width: 200px;" type="text" value="18,586"/>	M \$ <input style="width: 200px;" type="text" value="4,586"/>
Other units	D \$ <input style="width: 200px;" type="text" value="2,129"/>	N \$ <input style="width: 200px;" type="text" value="991"/>
Real estate situated in Australia	E \$ <input style="width: 200px;" type="text" value="97,431"/>	O \$ <input style="width: 200px;" type="text"/>
Other real estate	F \$ <input style="width: 200px;" type="text"/>	P \$ <input style="width: 200px;" type="text"/>
Amount of capital gains from a trust (including a managed fund)	G \$ <input style="width: 200px;" type="text"/>	
Collectables	H \$ <input style="width: 200px;" type="text"/>	Q \$ <input style="width: 200px;" type="text"/>
Other CGT assets and any other CGT events	I \$ <input style="width: 200px;" type="text"/>	R \$ <input style="width: 200px;" type="text"/>
Amount of capital gain previously deferred under transitional CGT relief for superannuation funds	S \$ <input style="width: 200px;" type="text" value="0"/>	
Total current year capital gains	J \$ <input style="width: 200px;" type="text" value="118,146"/>	

Add the amounts at labels **K** to **R** and write the total in item 2 label **A – Total current year capital losses**.

Tax File Number

2 Capital losses

Total current year capital losses **A \$**

Total current year capital losses applied **B \$**

Total prior year net capital losses applied **C \$**

Total capital losses transferred in applied
(only for transfers involving a foreign bank branch or permanent establishment of a foreign financial entity) **D \$**

Total capital losses applied **E \$**

Add amounts at B, C and D.

3 Unapplied net capital losses carried forward

Net capital losses from collectables carried forward to later income years **A \$**

Other net capital losses carried forward to later income years **B \$**

Add amounts at A and B and transfer the total to label **V – Net capital losses carried forward to later income years** on your tax return.

4 CGT discount

Total CGT discount applied **A \$**

5 CGT concessions for small business

Small business active asset reduction **A \$**

Small business retirement exemption **B \$**

Small business rollover **C \$**

Total small business concessions applied **D \$**

6 Net capital gain

Net capital gain **A \$**

1J less 2E less 4A less 5D (cannot be less than zero). Transfer the amount at A to label **A – Net capital gain** on your tax return.

Tax File Number

7 Earnout arrangements

Are you a party to an earnout arrangement? **A** Yes, as a buyer (Print in the appropriate box.) Yes, as a seller No

! If you are a party to more than one earnout arrangement, copy and attach a separate sheet to this schedule providing the details requested here for each additional earnout arrangement.

How many years does the earnout arrangement run for? **B**

What year of that arrangement are you in? **C**

If you are the seller, what is the total estimated capital proceeds from the earnout arrangement? **D** \$

Amount of any capital gain or loss you made under your non-qualifying arrangement in the income year. **E** \$ /

! **Request for amendment**

If you received or provided a financial benefit under a look-through earnout right created in an earlier income year and you wish to seek an amendment to that earlier income year, complete the following:

Income year earnout right created **F**

Amended net capital gain or capital losses carried forward **G** \$ /

8 Other CGT information required (if applicable)

Small business 15 year exemption – exempt capital gains **A** \$ /

Capital gains disregarded by a foreign resident **B** \$

Capital gains disregarded as a result of a scrip for scrip rollover **C** \$

Capital gains disregarded as a result of an inter-company asset rollover **D** \$

Capital gains disregarded by a demerging entity **E** \$

Tax File Number

Taxpayer's declaration

! If the schedule is not lodged with the income tax return you are required to sign and date the schedule.

Important

Before making this declaration check to ensure that all the information required has been provided on this form and any attachments to this form, and that the information provided is true and correct in every detail. If you are in doubt about any aspect of the tax return, place all the facts before the ATO. The income tax law imposes heavy penalties for false or misleading statements.

Privacy

Taxation law authorises the ATO to collect information and disclose it to other government agencies. This includes personal information of the person authorised to sign the declaration. For information about your privacy go to ato.gov.au/privacy

I declare that the information on this form is true and correct.

Signature

Date

Day	Month	Year
<input type="text"/>	<input type="text"/>	<input type="text"/>

Contact name

Jeffrey Carlyle Walls

Daytime contact number (include area code)

0732044166

Walls Family Super Fund

Members Statement

Jeffrey Carlyle Walls
 PO Box 672
 Kallangur, Queensland, 4503, Australia

Your Details

Date of Birth : 27/01/1970
 Age: 53
 Tax File Number: Provided
 Date Joined Fund: 31/05/2011
 Service Period Start Date:
 Date Left Fund:
 Member Code: WALJEF00001A
 Account Start Date: 31/05/2011
 Account Phase: Accumulation Phase
 Account Description: Accumulation

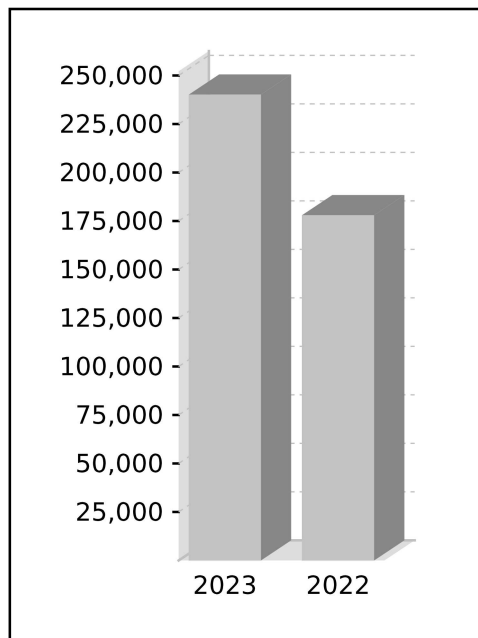
Nominated Beneficiaries: N/A
 Nomination Type: N/A
 Vested Benefits: 240,202.11
 Total Death Benefit: 2,515,432.11
 Current Salary: 0.00
 Previous Salary: 0.00
 Disability Benefit: 1,064,016.00

Your Balance

Total Benefits 240,202.11

Preservation Components
 Preserved 240,202.11
 Unrestricted Non Preserved
 Restricted Non Preserved

Tax Components
 Tax Free 16,084.44
 Taxable 224,117.67



Your Detailed Account Summary

	This Year	Last Year
Opening balance at 01/07/2022	178,023.05	172,744.55
<u>Increases to Member account during the period</u>		
Employer Contributions	2,307.70	26,573.30
Personal Contributions (Concessional)	✓ 26,119.00	
Personal Contributions (Non Concessional)	✓ 16,023.00	
Government Co-Contributions		
Other Contributions		
Proceeds of Insurance Policies		
Transfers In		
Net Earnings	40,764.83	(5,901.88)
Internal Transfer In		
<u>Decreases to Member account during the period</u>		
Pensions Paid		
Contributions Tax	4,263.99	3,985.97
Income Tax	1,329.42	(2,840.68)
No TFN Excess Contributions Tax		
Excess Contributions Tax		
Refund Excess Contributions		
Division 293 Tax		
Insurance Policy Premiums Paid	17,442.06	14,247.63
Management Fees		
Member Expenses		
Benefits Paid/Transfers Out		
Superannuation Surcharge Tax		
Internal Transfer Out		
Closing balance at 30/06/2023	240,202.11	178,023.05



Walls Family Super Fund

Members Statement

Trustee's Disclaimer

This statement has been prepared by the Trustee for the member whose name appears at the top of this statement. Every effort has been made by the Trustee to ensure the accuracy and completeness of this Statement. The Trustee does not accept any liability for any error, omission or misprint. All amounts shown in relation to benefits do not take into account any amounts which may be withheld to satisfy the requirements imposed by the Income Tax Assessment Act 1936.

Signed by all the trustees of the fund

Jeffrey Carlyle Walls
Director

Renee Margaret Walls
Director

Walls Family Super Fund

Members Statement

Renee Margaret Walls
 PO Box 672
 Kallangur, Queensland, 4503, Australia

Your Details

Date of Birth : 21/02/1971
 Age: 52
 Tax File Number: Provided
 Date Joined Fund: 31/05/2011
 Service Period Start Date:
 Date Left Fund:
 Member Code: WALREN00001A
 Account Start Date: 31/05/2011
 Account Phase: Accumulation Phase
 Account Description: Accumulation

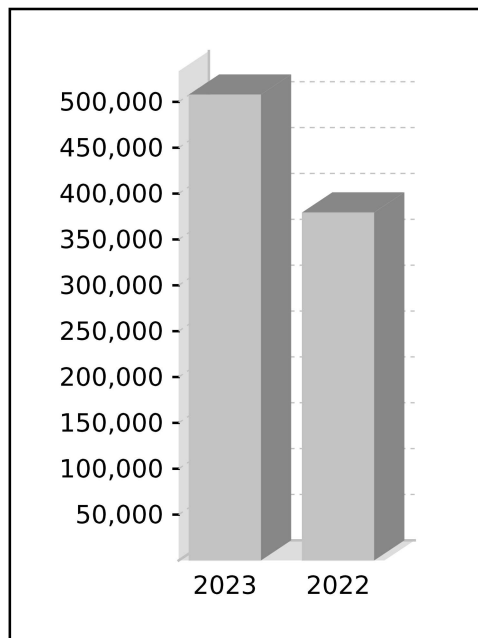
Nominated Beneficiaries: N/A
 Nomination Type: N/A
 Vested Benefits: 508,003.04
 Total Death Benefit: 3,134,066.04
 Current Salary: 0.00
 Previous Salary: 0.00
 Disability Benefit: 700,011.00

Your Balance

Total Benefits 508,003.04

Preservation Components
 Preserved 508,003.04
 Unrestricted Non Preserved
 Restricted Non Preserved

Tax Components
 Tax Free 208,930.91
 Taxable 299,072.13



Your Detailed Account Summary

	This Year	Last Year
Opening balance at 01/07/2022	379,450.32	176,778.19
<u>Increases to Member account during the period</u>		
Employer Contributions	5,890.98	4,253.89
Personal Contributions (Concessional)	✓ 42,152.26	25,000.00
Personal Contributions (Non Concessional)	16,023.00	
Government Co-Contributions		
Other Contributions		191,651.72
Proceeds of Insurance Policies		
Transfers In		
Net Earnings	87,104.77	(9,081.33)
Internal Transfer In		
<u>Decreases to Member account during the period</u>		
Pensions Paid		
Contributions Tax	7,206.50	4,388.09
Income Tax	7,199.28	(2,114.32)
No TFN Excess Contributions Tax		
Excess Contributions Tax		
Refund Excess Contributions		
Division 293 Tax		
Insurance Policy Premiums Paid	8,212.51	6,878.38
Management Fees		
Member Expenses		
Benefits Paid/Transfers Out		
Superannuation Surcharge Tax		
Internal Transfer Out		
Closing balance at 30/06/2023	✓ 508,003.04	379,450.32

Walls Family Super Fund

Members Statement

Trustee's Disclaimer

This statement has been prepared by the Trustee for the member whose name appears at the top of this statement. Every effort has been made by the Trustee to ensure the accuracy and completeness of this Statement. The Trustee does not accept any liability for any error, omission or misprint. All amounts shown in relation to benefits do not take into account any amounts which may be withheld to satisfy the requirements imposed by the Income Tax Assessment Act 1936.

Signed by all the trustees of the fund

Jeffrey Carlyle Walls
Director

Renee Margaret Walls
Director

Walls Family Super Fund
Deductions Notice Letter

Walls Super (Qld) Pty Ltd as trustee for Walls Family Super Fund acknowledges that

Jeffrey Carlyle Walls

has advised in writing in accordance with Section 290-170 of the Income Tax Assessment Act 1997 the intention to claim a tax deduction of

\$26119.00

for contributions paid in the year ended 30 June 2023. The Trustee has taken action to deduct the appropriate level of tax from the contributions claimed.

Jeffrey Carlyle Walls

Date: / /

**** IMPORTANT INFORMATION - PLEASE READ THE FOLLOWING CAREFULLY ****

If your records confirm the above amount claimed no action on your behalf is required. Retain this acknowledgement with your taxation records as it may be requested by the Australian Taxation Office to substantiate your tax deduction for Superannuation Contributions.

Otherwise: Complete the details below and return this form to the Trustee if:

1. The amount shown above is not the amount that will be claimed, or
2. The Australian Taxation Office disallows/reduces the amount you claim.

In terms of Section 290-170 of the Income Tax Assessment Act 1997 I advise that the amount I intend to claim as a tax deduction for the period 01 July 2022 to 30 June 2023 is: \$_____

Jeffrey Carlyle Walls

Date: / /

Notice of intent to claim or vary a deduction for personal super contributions

Section A: Your details

1 Tax file number (TFN)

PROVIDED

! The ATO does not collect this information provided on this form. This form is to assist you in providing details to your super fund. Your super fund is authorised to request your personal details, including your TFN, under the *Superannuation Industry (Supervision) Act 1993*, the *Income Tax Assessment Act 1997* and the *Taxation Administration Act 1953*. It is not an offence not to provide your TFN. However, if you do not provide your TFN, and your super fund doesn't already hold your TFN, they will not be permitted to accept the contribution(s) covered by this notice. For more information about your privacy please contact the entity you are providing this form to.

2 Name

Title:

MR

Family name

WALLS

First given name

JEFFREY CARLYLE

Other given names

3 Date of birth

27/01/1970

4 Current postal address

PO BOX 672

Suburb/town/locality

KALLANGUR

State/territory

QLD

(Australia only)

Postcode

4503

(Australia only)

Country if outside of Australia

5 Daytime phone number (include area code)

0732044166

Section B: Super fund's details

6 Fund name

WALLS FAMILY SUPER FUND

7 Fund Australian business number (ABN)

81414307968

8 Member account number

WALJEF00001A

9 Unique Superannuation Identifier (USI) (if known)

Section C: Contribution details

10 Personal contribution details

Is this notice varying an earlier notice?

No

Yes

If you answered 'No' complete the **Original Notice to Claim a Tax Deduction** section below.

If you answered 'Yes' complete the **Variation of previous valid notice of intent** section below.

ORIGINAL NOTICE TO CLAIM A TAX DEDUCTION

11 Financial year ended 30 June 20

12 My personal contributions to this fund in the above financial year

\$

13 The amount of these personal contributions I will be claiming as a tax deduction

\$

Section D: Declaration

This form has a declaration where you say the information in it is correct and complete. Please review the information before you sign the declaration. If you provide false or misleading information, or fail to take reasonable care, you may be liable to administrative penalties imposed by taxation law.

INTENTION TO CLAIM A TAX DEDUCTION



Complete this declaration if you have **not** previously lodged a valid notice with your super fund for these contributions.

I declare that at the time of lodging this notice:

- I intend to claim the personal contributions stated as a tax deduction
- I am a current member of the identified super fund
- the identified super fund currently holds these contributions and has not begun to pay a superannuation income stream based in whole or part on these contributions
- I have not included any of the contributions in an earlier valid notice.

I declare that I am lodging this notice at the earlier of either:

- before the end of the day that I lodged my income tax return for the income year in which the personal contributions were made, **or**
- before the end of the income year following the year in which the contribution was made.

I declare that the information given on this notice is correct and complete.

Name (Print in BLOCK LETTERS)

Signature

Date



Send your completed notice to your super fund. **Do not send it to us.** The information on this notice is for you and your super fund. We don't collect this information; we only provide a format for you to provide the information to your super fund.

VARIATION OF PREVIOUS VALID NOTICE OF INTENT

14 Financial year ended 30 June 20

15 My personal contributions to this fund in the above financial year

\$

16 The amount of these personal contributions claimed in my original notice of intent

\$

17 The amount of these personal contributions I will now be claiming as a tax deduction

\$

Declaration

This form has a declaration where you sign to indicate that the information in it is correct and complete. Please review the information before you sign the declaration. If you provide false or misleading information, or fail to take reasonable care, you may be liable to administrative penalties imposed by taxation law.

! Complete this declaration if you have already lodged a valid notice with your fund for these contributions and you wish to **reduce** the amount stated in that notice.

VARIATION OF PREVIOUS VALID NOTICE OF INTENT

I declare that at the time of lodging this notice:

- *I intend to claim the personal contributions stated as a tax deduction*
- *I am a current member of the identified super fund*
- *the identified super fund currently holds these contributions and has not begun to pay a superannuation income stream based in whole or part on these contributions.*

*I declare that I wish to vary my previous valid notice for these contributions by **reducing** the amount I advised in my previous notice and I confirm that either:*

- *I have lodged my income tax return for the year in which the contribution was made, prior to the end of the following income year, and this variation notice is being lodged before the end of the day on which the return was lodged, or*

- *I have not yet lodged my income tax return for the relevant year and this variation notice is being lodged on or before 30 June in the financial year following the year in which the personal contributions were made, or*
- *the ATO has disallowed my claim for a deduction for the relevant year and this notice reduces the amount stated in my previous valid notice by the amount that has been disallowed.*

I declare that the information given on this notice is correct and complete.

Name (Print in BLOCK LETTERS)

Signature

Date

➤ Send your completed variation notice to your super fund. **Do not send it to us.** The information on this notice is for you and your super fund. We don't collect this information; we only provide a format for you to provide the information to your super fund.

Walls Family Super Fund
Deductions Notice Letter

Walls Super (Qld) Pty Ltd as trustee for Walls Family Super Fund acknowledges that

Renee Margaret Walls

has advised in writing in accordance with Section 290-170 of the Income Tax Assessment Act 1997 the intention to claim a tax deduction of

\$42152.26



for contributions paid in the year ended 30 June 2023. The Trustee has taken action to deduct the appropriate level of tax from the contributions claimed.

Renee Margaret Walls

Date: / /

**** IMPORTANT INFORMATION - PLEASE READ THE FOLLOWING CAREFULLY ****

If your records confirm the above amount claimed no action on your behalf is required. Retain this acknowledgement with your taxation records as it may be requested by the Australian Taxation Office to substantiate your tax deduction for Superannuation Contributions.

Otherwise: Complete the details below and return this form to the Trustee if:

1. The amount shown above is not the amount that will be claimed, or
2. The Australian Taxation Office disallows/reduces the amount you claim.

In terms of Section 290-170 of the Income Tax Assessment Act 1997 I advise that the amount I intend to claim as a tax deduction for the period 01 July 2022 to 30 June 2023 is: \$_____

Renee Margaret Walls

Date: / /

Notice of intent to claim or vary a deduction for personal super contributions

Section A: Your details

1 Tax file number (TFN)

PROVIDED

! The ATO does not collect this information provided on this form. This form is to assist you in providing details to your super fund. Your super fund is authorised to request your personal details, including your TFN, under the *Superannuation Industry (Supervision) Act 1993*, the *Income Tax Assessment Act 1997* and the *Taxation Administration Act 1953*. It is not an offence not to provide your TFN. However, if you do not provide your TFN, and your super fund doesn't already hold your TFN, they will not be permitted to accept the contribution(s) covered by this notice. For more information about your privacy please contact the entity you are providing this form to.

2 Name

Title: MRS

Family name
WALLS

First given name
RENEE MARGARET

Other given names

3 Date of birth 21/02/1971

4 Current postal address

PO BOX 672

Suburb/town/locality
KALLANGUR

State/territory
QLD
(Australia only)

Postcode
4503
(Australia only)

Country if outside of Australia

5 Daytime phone number (include area code) 32044166

Section B: Super fund's details

6 Fund name

WALLS FAMILY SUPER FUND

7 Fund Australian business number (ABN) 81414307968

8 Member account number WALREN00001A

9 Unique Superannuation Identifier (USI) (if known)

Section C: Contribution details

10 Personal contribution details

Is this notice varying an earlier notice?

No

Yes

If you answered 'No' complete the **Original Notice to Claim a Tax Deduction** section below.

If you answered 'Yes' complete the **Variation of previous valid notice of intent** section below.

ORIGINAL NOTICE TO CLAIM A TAX DEDUCTION

11 Financial year ended 30 June 20

12 My personal contributions to this fund in the above financial year

\$ ✓

13 The amount of these personal contributions I will be claiming as a tax deduction

\$ ✓

Section D: Declaration

This form has a declaration where you say the information in it is correct and complete. Please review the information before you sign the declaration. If you provide false or misleading information, or fail to take reasonable care, you may be liable to administrative penalties imposed by taxation law.

INTENTION TO CLAIM A TAX DEDUCTION

❗ Complete this declaration if you have **not** previously lodged a valid notice with your super fund for these contributions.

I declare that at the time of lodging this notice:

- I intend to claim the personal contributions stated as a tax deduction
- I am a current member of the identified super fund
- the identified super fund currently holds these contributions and has not begun to pay a superannuation income stream based in whole or part on these contributions
- I have not included any of the contributions in an earlier valid notice.

I declare that I am lodging this notice at the earlier of either:

- before the end of the day that I lodged my income tax return for the income year in which the personal contributions were made, **or**
- before the end of the income year following the year in which the contribution was made.

I declare that the information given on this notice is correct and complete.

Name (Print in BLOCK LETTERS)

Signature

Date

➡ Send your completed notice to your super fund. **Do not send it to us.** The information on this notice is for you and your super fund. We don't collect this information; we only provide a format for you to provide the information to your super fund.

VARIATION OF PREVIOUS VALID NOTICE OF INTENT

14 Financial year ended 30 June 20

15 My personal contributions to this fund in the above financial year

\$

16 The amount of these personal contributions claimed in my original notice of intent


\$

17 The amount of these personal contributions I will now be claiming as a tax deduction

\$

Declaration

This form has a declaration where you sign to indicate that the information in it is correct and complete. Please review the information before you sign the declaration. If you provide false or misleading information, or fail to take reasonable care, you may be liable to administrative penalties imposed by taxation law.

 Complete this declaration if you have already lodged a valid notice with your fund for these contributions and you wish to **reduce** the amount stated in that notice.

VARIATION OF PREVIOUS VALID NOTICE OF INTENT

I declare that at the time of lodging this notice:

- *I intend to claim the personal contributions stated as a tax deduction*
- *I am a current member of the identified super fund*
- *the identified super fund currently holds these contributions and has not begun to pay a superannuation income stream based in whole or part on these contributions.*

*I declare that I wish to vary my previous valid notice for these contributions by **reducing** the amount I advised in my previous notice and I confirm that either:*

- *I have lodged my income tax return for the year in which the contribution was made, prior to the end of the following income year, and this variation notice is being lodged before the end of the day on which the return was lodged, or*


- *I have not yet lodged my income tax return for the relevant year and this variation notice is being lodged on or before 30 June in the financial year following the year in which the personal contributions were made, or*
- *the ATO has disallowed my claim for a deduction for the relevant year and this notice reduces the amount stated in my previous valid notice by the amount that has been disallowed.*

I declare that the information given on this notice is correct and complete.

Name (Print in BLOCK LETTERS)

Signature

Date

 Send your completed variation notice to your super fund. **Do not send it to us.** The information on this notice is for you and your super fund. We don't collect this information; we only provide a format for you to provide the information to your super fund.

Memorandum of Resolutions of the Director(s) of

Walls Super (Qld) Pty Ltd ACN: 151116773

ATF Walls Family Super Fund

FINANCIAL STATEMENTS OF SUPERANNUATION FUND:

It was resolved that the financial statements would be prepared as special purpose financial statements as, in the opinion of the directors of the Trustee Company, the Superannuation Fund is not a reporting entity and therefore is not required to comply with all Australian Accounting Standards.

It was further resolved that the financial statements and notes to the financial statements of the Superannuation Fund in respect of the year ended 30 June 2023 thereon be adopted.

TRUSTEE'S DECLARATION:

It was resolved that the trustee's declaration of the Superannuation Fund be signed.

ANNUAL RETURN:

Being satisfied that the Fund had complied with the requirements of the Superannuation Industry (Supervision) Act 1993 (SISA) and Regulations during the year ended 30 June 2023, it was resolved that the annual return be approved, signed and lodged with the Australian Taxation Office.

INVESTMENT STRATEGY:

The allocation of the Fund's assets and the Fund's investment performance over the financial year were reviewed and found to be within the acceptable ranges outlined in the investment strategy. After considering the risk, rate of return, diversification and liquidity of the investments and the ability of the Fund to discharge its existing liabilities, it was resolved that the investment strategy continues to reflect the purposes and circumstances of the Fund and its members. Accordingly, no changes in the investment strategy were required.

INSURANCE COVER:

The trustee(s) reviewed the current life and total and permanent disability insurance coverage on offer to the members and resolved that the current insurance arrangements were appropriate for the Fund.

ALLOCATION OF INCOME:

It was resolved that the income of the Fund would be allocated to the members based on their average daily balance (an alternative allocation basis may be percentage of opening balance).

INVESTMENT ACQUISITIONS:

It was resolved to ratify the investment acquisitions throughout the financial year ended 30 June 2023.

INVESTMENT DISPOSALS:

It was resolved to ratify the investment disposals throughout the financial year ended 30 June 2023.

AUDITORS:

It was resolved that

Kym Nitschke

of

PO Box 3376, Rundle Mall, South Australia 5000

act as auditors of the Fund for the next financial year.

TAX AGENTS:

It was resolved that

Mark G W Herron

act as tax agents of the Fund for the next financial year.

TRUSTEE STATUS:

Each of the trustee(s) confirmed that they are qualified to act as trustee(s) of the Fund and that they are not disqualified persons as defined by s 120 of the SISA.

CONTRIBUTIONS RECEIVED:

It was resolved that the contributions during the year be allocated to members

Memorandum of Resolutions of the Director(s) of

Walls Super (Qld) Pty Ltd ACN: 151116773

ATF Walls Family Super Fund

on the basis of the schedule provided by the principal Fund employer.

CLOSURE:

Signed as a true record –

.....
Jeffrey Carlyle Walls
/ /

.....
Renee Margaret Walls
/ /

Walls Family Super Fund

Trial Balance

As at 30 June 2023

Last Year	Code	Account Name	Units	Debits	Credits
				\$	\$
	23800	Distributions Received			
	23800/DFA0002AU2	Dimensional 2 Yr Sus Fxd Int Tr AUD			171.14
	23800/DFA0108AU2	Dimensional 5 Yr Div Fxd Int AUD Us			251.20
(554.01)	23800/DJRE.AX	Spdr Dow Jones Global Real Estate Esg Fund			
	23800/ETL0062AU1	SGH ICE			48.74
	23800/ETL5525AU3	Colchester Glob Govt Bd Fd Class I			125.13
	23800/FID0010AU2	Fidelity Asia Fd			238.84
	23800/HOW0098AU3	Ardea Real Outcome Fund			48.06
(141.71)	23800/IAF.AX	Ishares Core Composite Bond Etf			31.07
	23800/IML0010AU3	Investors Mutual Concentrated Au Sh			400.83
	23800/IOZ.AX1	Ishares Core S&p/asx 200 Etf			745.78
	23800/ISEC.AX1	Ishares Enhanced Cash Etf			45.88
(527.34)	23800/ISO.AX	Ishares S&p/asx Small Ordinaries Etf			
	23800/IWLD.AX1	Ishares Core Msci World Ex Australia Esg Etf			372.41
(743.78)	23800/MGOC.AX	Magellan Global Fund (open Class) (managed Fund)			
(375.51)	23800/MICH.AX1	Magellan Infrastructure Fund (currency Hedged)(managed Fund)			
(656.53)	23800/MVW.AX1	Vaneck Australian Equal Weight Etf			
(1,306.39)	23800/PIXX.AX1	Platinum International Fund (quoted Managed Hedge Fund)			
	23800/PPL0115AU3	Antares Elite Opportunities Fund			509.98
	23800/RFA0059AU3	Pendal Focus Aust Share Fund			1,309.43
	23800/SCH0030AU3	Schroder Global Value Fund W/C			553.13
(1,049.59)	23800/STW.AX	Spdr S&p/asx 200 Fund			270.95
	23800/TGP0016AU2	ClrBrdge RARE Infra Inme Fd A			345.09
	23900	Dividends Received			
(499.40)	23900/BOQ.AX	Bank Of Queensland Limited.			272.40
(431.37)	23900/VEU.AX	Vanguard All-world Ex-us Shares Index Etf			219.95
(352.29)	23900/VTS.AX	Vanguard Us Total Market Shares Index Etf			206.17
	24200	Contributions			
(26,573.30)	24200/WALJEF00001A	(Contributions) Walls, Jeffrey Carlyle - Accumulation			44,449.70
(195,905.61)	24200/WALREN00001A	(Contributions) Walls, Renee Margaret - Accumulation			64,066.24
29,118.36	24700	Changes in Market Values of Investments			115,487.38
	25000	Interest Received			

Walls Family Super Fund

Trial Balance

As at 30 June 2023

Last Year	Code	Account Name	Units	Debits	Credits
				\$	\$
(1.37)	25000/970149555	Macquarie Cash Management Account			1,109.97
(112.83)	25000/BQL21627075	BOQ Superannuation Savings Acc 21627075			930.29
(23.36)	25000/CommonwealthAcc eler	CBA Accelerator Cash Acc 18544780			
	25000/WRAP077596	NetWealth Acc WRAP 077596			444.59
	26500	Other Investment Profit/(Loss)			
	26500/WRAP077596	NetWealth Acc WRAP 077596			38.28
	28000	Rental Income			
(19,017.21)	28000/7/48FLINDERS	7/48 Flinders Parade, North Lakes			16,975.02
(686.29)	28000/7/48FLINDERS1	Outgoings			
3,712.50	30100	Accountancy Fees		4,660.34	
259.00	30400	ATO Supervisory Levy		259.00	
330.00	30700	Auditor's Remuneration		385.00	
56.00	30800	ASIC Fees		59.00	
2,197.49	30900	Advisor Fees		2,407.10	
9.91	31500	Bank Charges		6.50	
	39000	Life Insurance Premiums			
14,247.63	39000/WALJEF00001A	(Life Insurance Premiums) Walls, Jeffrey Carlyle - Accumulation		17,442.06	
6,878.38	39000/WALREN00001A	(Life Insurance Premiums) Walls, Renee Margaret - Accumulation		8,212.51	
	39900	Portfolio Management Fees		705.58	
	41960	Property Expenses - Council Rates			
2,301.17	41960/7/48FLINDERS	Council Rates		2,283.87	
	41980	Property Expenses - Insurance Premium			
406.27	41980/7/48FLINDERS	7/48 Flinders Parade, North Lakes		368.02	
	42100	Property Expenses - Body Corporate Fees			
2,893.49	42100/7/48FLINDERS	7/48 Flinders Parade, North Lakes		2,655.13	
	42110	Property Expenses - Sundry Expenses			
433.64	42110/7/48FLINDERS	QS Report			
	42150	Property Expenses - Water Rates			
976.87	42150/7/48FLINDERS	7/48 Flinders Parade, North Lakes		948.73	
(1,563.45)	48500	Income Tax Expense		18,543.03	
186,700.63	49000	Profit/Loss Allocation Account		190,731.78	
	50010	Opening Balance			
(172,744.55)	50010/WALJEF00001A	(Opening Balance) Walls, Jeffrey Carlyle - Accumulation			178,023.05

Walls Family Super Fund

Trial Balance

As at 30 June 2023

Last Year	Code	Account Name	Units	Debits	Credits
				\$	\$
(176,778.19)	50010/WALREN00001A	(Opening Balance) Walls, Renee Margaret - Accumulation			379,450.32
	52420	Contributions			
(26,573.30)	52420/WALJEF00001A	(Contributions) Walls, Jeffrey Carlyle - Accumulation			44,449.70
(220,905.61)	52420/WALREN00001A	(Contributions) Walls, Renee Margaret - Accumulation			64,066.24
	53100	Share of Profit/(Loss)			
5,901.88	53100/WALJEF00001A	(Share of Profit/(Loss)) Walls, Jeffrey Carlyle - Accumulation			40,764.83
9,081.33	53100/WALREN00001A	(Share of Profit/(Loss)) Walls, Renee Margaret - Accumulation			87,104.77
	53330	Income Tax			
(2,840.68)	53330/WALJEF00001A	(Income Tax) Walls, Jeffrey Carlyle - Accumulation		1,329.42	
(2,114.32)	53330/WALREN00001A	(Income Tax) Walls, Renee Margaret - Accumulation		7,199.28	
	53800	Contributions Tax			
3,985.97	53800/WALJEF00001A	(Contributions Tax) Walls, Jeffrey Carlyle - Accumulation		4,263.99	
4,388.09	53800/WALREN00001A	(Contributions Tax) Walls, Renee Margaret - Accumulation		7,206.50	
	53920	Life Insurance Premiums			
14,247.63	53920/WALJEF00001A	(Life Insurance Premiums) Walls, Jeffrey Carlyle - Accumulation		17,442.06	
6,878.38	53920/WALREN00001A	(Life Insurance Premiums) Walls, Renee Margaret - Accumulation		8,212.51	
	60400	Bank Accounts			
9,506.52	60400/970149555	Macquarie Cash Management Account		525,511.84	
151,848.72	60400/BQL21627075	BOQ Superannuation Savings Acc 21627075			0.00
	60400/WRAP077596	NetWealth Acc WRAP 077596		7,930.11	
	61800	Distributions Receivable			
	61800/DFA0002AU2	Dimensional 2 Yr Sus Fxd Int Tr AUD		71.82	
	61800/DFA0108AU2	Dimensional 5 Yr Div Fxd Int AUD Us		137.99	
410.43	61800/DJRE.AX	Spdr Dow Jones Global Real Estate Esg Fund			0.00
	61800/ETL5525AU3	Colchester Glob Govt Bd Fd Class I		41.69	
	61800/FID0010AU2	Fidelity Asia Fd		238.84	
46.00	61800/IAF.AX	Ishares Core Composite Bond Etf			0.00
	61800/IML0010AU3	Investors Mutual Concentrated Au Sh		269.58	
	61800/IOZ.AX1	Ishares Core S&p/asx 200 Etf		145.75	
	61800/ISEC.AX1	Ishares Enhanced Cash Etf		6.28	
453.38	61800/ISO.AX	Ishares S&p/asx Small Ordinaries Etf			0.00
	61800/IWLD.AX1	Ishares Core Msci World Ex Australia Esg Etf		277.84	

Walls Family Super Fund

Trial Balance

As at 30 June 2023

Last Year	Code	Account Name	Units	Debits	Credits
				\$	\$
371.89	61800/MGOC.AX	Magellan Global Fund (open Class) (managed Fund)			0.00
185.65	61800/MICH.AX1	Magellan Infrastructure Fund (currency Hedged)(managed Fund)			0.00
354.41	61800/MVW.AX1	Vaneck Australian Equal Weight Etf			0.00
1,306.39	61800/PIXX.AX1	Platinum International Fund (quoted Managed Hedge Fund)			0.00
	61800/PPL0115AU3	Antares Elite Opportunities Fund		367.33	
	61800/RFA0059AU3	Pendal Focus Aust Share Fund		884.38	
	61800/SCH0030AU3	Schroder Global Value Fund W/C		288.13	
486.98	61800/STW.AX	Spdr S&p/asx 200 Fund			0.00
	61800/TGP0016AU2	ClrBrdge RARE Infra Inme Fd A		168.96	
181.96	68000	Sundry Debtors			0.00
	77250	Real Estate Properties (Australian - Non Residential)			
225,000.00	77250/7/48FLINDERS	7/48 Flinders Parade, North Lakes	0.0000		0.00
	77600	Shares in Listed Companies (Australian)			
7,570.45	77600/BOQ.AX	Bank Of Queensland Limited.	0.0000		0.00
8,298.08	77600/FLT.AX	Flight Centre Travel Group Limited	0.0000		0.00
340.96	77600/LAN.AX	Lanyon Investment Company Limited	0.0000		0.00
	78200	Units in Listed Unit Trusts (Australian)			
8,370.60	78200/DJRE.AX	Spdr Dow Jones Global Real Estate Esg Fund	0.0000		0.00
8,964.00	78200/IAF.AX	Ishares Core Composite Bond Etf	0.0000		0.00
	78200/IOZ.AX1	Ishares Core S&p/asx 200 Etf	1,089.0000	31,766.13	
	78200/ISEC.AX1	Ishares Enhanced Cash Etf	22.0000	2,215.18	
6,570.00	78200/ISO.AX	Ishares S&p/asx Small Ordinaries Etf	0.0000		0.00
	78200/IWLD.AX1	Ishares Core Msci World Ex Australia Esg Etf	307.0000	14,072.88	
16,917.44	78200/MGOC.AX	Magellan Global Fund (open Class) (managed Fund)	0.0000		0.00
9,752.40	78200/MICH.AX1	Magellan Infrastructure Fund (currency Hedged)(managed Fund)	0.0000		0.00
17,726.31	78200/MVW.AX1	Vaneck Australian Equal Weight Etf	0.0000		0.00
10,873.20	78200/PIXX.AX1	Platinum International Fund (quoted Managed Hedge Fund)	0.0000		0.00
14,924.46	78200/STW.AX	Spdr S&p/asx 200 Fund	0.0000		0.00
17,962.64	78200/VEU.AX1	Vanguard All-World Ex-Us Shares Index Etf	0.0000		0.00
34,190.00	78200/VTS.AX1	Vanguard Us Total Market Shares Index Etf	0.0000		0.00
	78400	Units in Unlisted Unit Trusts (Australian)			
	78400/DFA0002AU2	Dimensional 2 Yr Sus Fxd Int Tr AUD	908.7870	8,845.13	

Walls Family Super Fund**Trial Balance**

As at 30 June 2023

Last Year	Code	Account Name	Units	Debits	Credits
				\$	\$
	78400/DFA0009AU3	Dimensional Glob Core Eqt Tr Hdg	604.6293	17,014.27	
	78400/DFA0108AU2	Dimensional 5 Yr Div Fxd Int AUD Us	1,743.6845	16,535.71	
	78400/ETL5525AU3	Colchester Glob Govt Bd Fd Class I	6,866.3667	5,532.23	
	78400/FID0010AU2	Fidelity Asia Fd	642.5385	15,554.06	
	78400/HOW0098AU3	Ardea Real Outcome Fund	18,799.9567	16,632.32	
	78400/IML0010AU3	Investors Mutual Concentrated Au Sh	12,367.7789	25,180.80	
	78400/PPL0115AU3	Antares Elite Opportunities Fund	6,110.3601	7,749.77	
	78400/RFA0059AU3	Pendal Focus Aust Share Fund	9,313.1882	21,296.47	
	78400/SCH0030AU3	Schroder Global Value Fund W/C	26,429.2628	30,813.88	
	78400/TGP0016AU2	ClrBrdge RARE Infra Inme Fd A	8,141.2500	11,166.54	
(304.00)	84000	GST Payable/Refundable			152.32
7,139.91	85000	Income Tax Payable/Refundable			11,810.89
(1,996.00)	86000	PAYG Payable			0.00
(56.00)	88000	Sundry Creditors			0.00
76.59	89000	Deferred Tax Liability/Asset			547.55
				<u>1,056,037.32</u>	<u>1,056,037.32</u>

Current Year Profit/(Loss): 209,274.81



Bank of Queensland Limited
 ABN 32 009 656 740
 AFSL No. 244616
 BOQ Centre
 Level 6, 100 Skyring Terrace
 Newstead Qld 4006
 GPO Box 898, Brisbane 4001
 Telephone 1300 55 72 72
 Facsimile (07) 3212 3399
 www.boq.com.au

021629 000



Walls Family Super Fund
 PO Box 672
 KALLANGUR QLD 4503

STATEMENT

Account Number: **21627075**
 BSB: 124185
 From 31-May-2022 to 30-Nov-2022

Superannuation Savings Account

Account Details	Statement Summary
Walls Super (Qld) Pty Ltd AS Trustee For Walls Family Super Fund	Opening Balance \$ 150,639.23 cr
Details as at 30-Nov-2022	Total Credits \$ 23,761.70 cr
	Total Debits \$ 71,293.67 dr
	Credit Interest FYTD \$ 230.31 cr
	Closing Balance \$ 103,107.26 cr

Posting Date	Transaction Details	Debit	Credit	Balance
2022				
31-May	Opening Balance			150,639.23 cr
31-May	Internet Pay Anyone Fee	1.30		150,637.93 cr
31-May	Interest		19.43	150,657.36 cr
02-June	Direct Credit Air Conditioni Ng Acdtrade		1,927.57	152,584.93 cr
14-June	Direct Debit Zurich Life M042644 3F	1,764.80		150,820.13 cr
15-June	BPAY Unitywater Ib2-17898856	242.79		150,577.34 cr
16-June	Bank of QLD Super Policies		1,200.00	151,777.34 cr
22-June	Direct Credit Superchoice P/ L Pc160622-109412341		300.00	152,077.34 cr
27-June	Direct Debit Zurich Life M042645 3C	248.19		151,829.15 cr
30-June	Interest		19.57	151,848.72 cr
01-Jul	Direct Credit Ato Ato001000016747111		923.08	152,771.80 cr
05-Jul	Direct Credit Air Conditioni Ng Acdtrade		1,927.57	154,699.37 cr
06-Jul	BPAY Deft Payments Ib2-61408303	845.00		153,854.37 cr
13-Jul	Direct Debit Zurich Life M042644 3F	1,764.80		152,089.57 cr
16-Jul	Bank of QLD Super Policies		1,200.00	153,289.57 cr
22-Jul	Direct Credit Ato Ato006000016525087		1,384.62	154,674.19 cr
25-Jul	Direct Debit Zurich Life M042645 3C	248.19		154,426.00 cr
31-Jul	Interest		32.61	154,458.61 cr
01-Aug	Direct Credit Air Conditioni Ng Acdtrade		1,927.57	156,386.18 cr
15-Aug	Direct Debit Zurich Life M042644 3F	1,764.80		154,621.38 cr
16-Aug	Bank of QLD Super Policies		1,200.00	155,821.38 cr
25-Aug	Direct Debit Zurich Life M042645 3C	248.19		155,573.19 cr
26-Aug	Direct Credit Ato Ato002000017195784		969.22	156,542.41 cr
28-Aug	BPAY Mbrc Rates Ib2-34108236	622.43		155,919.98 cr
31-Aug	Interest		37.62	155,957.60 cr
01-Sep	Direct Credit Air Conditioni Ng Acdtrade		1,927.57	157,885.17 cr
06-Sep	Pay Anyone To Herron Accountants 124185 021374214 Ib2-92301516	297.00		157,588.17 cr
06-Sep	BPAY Tax Office Payments Ib2-92309996	2,438.00		155,150.17 cr
07-Sep	BPAY Deft Payments Ib2-10550840	768.62		154,381.55 cr
07-Sep	BPAY Unitywater Ib2-10554220	229.06		154,152.49 cr

Transactions		Continued		
Posting Date	Transaction Details	Debit	Credit	Balance
2022				
13-Sep	Direct Debit Zurich Life M042644 3F	1,764.80		152,387.69 cr
16-Sep	Bank of QLD Super Policies		1,200.00	153,587.69 cr
26-Sep	Direct Debit Zurich Life M042645 3C	248.19		153,339.50 cr
30-Sep	Internet Pay Anyone Fee	0.65		153,338.85 cr
30-Sep	Interest		50.75	153,389.60 cr
05-Oct	Direct Credit Ato Ato003000017310285		969.23	154,358.83 cr
13-Oct	Direct Debit Zurich Life M042644 3F	1,764.80		152,594.03 cr
16-Oct	Bank of QLD Super Policies		1,200.00	153,794.03 cr
18-Oct	BPAY IAA Pty Limited Ib2-79398132	443.52		153,350.51 cr
21-Oct	Direct Credit Ato Ato004000017032329		1,494.23	154,844.74 cr
25-Oct	Direct Debit Zurich Life M042645 3C	248.19		154,596.55 cr
31-Oct	Interest		56.97	154,653.52 cr
04-Nov	Direct Credit Superchoice P/ L Pc311022-106547770		1,572.50	156,226.02 cr
13-Nov	Pay Anyone To Walls Super 182512 970149555 Ib2-88240873	25,000.00		131,226.02 cr
14-Nov	Direct Debit Zurich Life M042644 3F	1,764.80		129,461.22 cr
14-Nov	Pay Anyone To Walls Super 182512 970149555 Ib2-30113356	25,000.00		104,461.22 cr
16-Nov	Bank of QLD Super Policies		1,200.00	105,661.22 cr
21-Nov	Direct Credit Ato Ato005000017333496		969.23	106,630.45 cr
21-Nov	Pay Anyone To Herron Accountants 124185 021374214 Ib2-08346437	330.00		106,300.45 cr
21-Nov	BPAY Tax Office Payments Ib2-08349397	2,372.00		103,928.45 cr
23-Nov	BPAY Mbrc Rates Ib2-40135944	623.41		103,305.04 cr
25-Nov	Direct Debit Zurich Life M042645 3C	248.19		103,056.85 cr
30-Nov	Internet Pay Anyone Fee	1.95		103,054.90 cr
30-Nov	Interest		52.36	103,107.26 cr
30-Nov	Closing Balance			103,107.26 cr
		Total Debits & Credits	71,293.67	23,761.70

Credit Interest Rates**Effective Date: 20/10/2022**

Amount	Interest Rate p.a.
\$1 - \$9,999	0.00%
\$10,000 and over	0.50%

Interest rates are subject to change. Interest is calculated on the daily closing balance and paid monthly on the last day of the month. Interest for the last day of the month will be paid in the following month.

Balances greater than \$5,000,000 are subject to approval.

The interest rates quoted above are current as at the Effective Date. If you require information about any interest rate changes that may have occurred in the period between your last statement and this statement, please contact your local BOQ branch or phone our Customer Contact Centre on 1300 55 72 72.

Statement Integrity

You should check all entries appearing on this statement for error or possible unauthorised transactions. For more information about your account, including details on how to dispute any of the transactions found on your statement, or the benefits, fees and charges, they can be found in the relevant Terms and Conditions or Fees and Charges booklets. You can also obtain the information at any BOQ branch, through our Customer Contact Centre on 1300 55 72 72 or by visiting our website boq.com.au. If you have a problem or complaint, information about our dispute resolution process is available at any branch or through the Customer Contact Centre.

SECURITY ALERT FOR PIN AND PAC HOLDERS - visit www.boq.com.au

Protect your card. Always carry it with you and never give it to anybody, including family or friends. Don't tell anyone your PIN or PAC, & don't let anyone see your PIN when using ATMs/Eftpos. Don't record your PIN on your card. Don't record your PAC in the same place as your CAN, & always disguise it. If you lose your card, or think others may know your PIN or PAC, call BOQ immediately on 1800 077 024. If you do not follow these precautions or fail to inform us quickly, you may be liable for losses in accordance with EFT Code of Conduct. For details visit www.boq.com.au

Privacy and Confidentiality

BOQ is committed to respecting the privacy of your personal information. We may also need to disclose information about you to certain organisations in connection with the establishment and administration of your accounts. The types of organisations to which we may disclose this information are our related bodies corporate, regulatory bodies and government agencies, your agents, including broker or financial adviser, credit and debt agencies, agents, contractors and professional advisers who assist us in providing our services, your referees and guarantors, your or our insurers, and organisations that carry out functions on our behalf including mailing houses, data processors, researchers and collection agents, some of which may be located outside Australia. The information we provide to other organisations will be strictly limited to what is required to provide the service or comply with the law. We are happy to answer any further questions you may have about our management of your personal information. You can contact us at any of our branches.

Do you have a complaint?

If you experience a problem, are not satisfied with our products or services or a decision we have made, you can call us on 1300 55 72 72 or complete the online complaints form at www.boq.com.au/feedback-and-complaints.

For further information about how we handle complaints, ask our friendly staff for a copy of our Complaint Guide or alternatively download a copy available on our website.

If you're unhappy with our response, you can contact the Australian Financial Complaint Authority (AFCA) to review it. AFCA provides a free, independent external dispute resolution process. To contact AFCA call them on 1800 931 678 or go to www.afca.org.au.



Bank of Queensland Limited
 ABN 32 009 656 740
 AFSL No. 244616
 BOQ Centre
 Level 6, 100 Skyring Terrace
 Newstead Qld 4006
 GPO Box 898, Brisbane 4001
 Telephone 1300 55 72 72
 Facsimile (07) 3212 3399
 www.boq.com.au

008307 000



Walls Family Super Fund
 PO Box 672
 KALLANGUR QLD 4503

STATEMENT

Account Number: **21627075**
 BSB: 124185
 From 01-Dec-2022 to 30-May-2023

Superannuation Savings Account

Account Details	Statement Summary
Walls Super (Qld) Pty Ltd AS Trustee For Walls Family Super Fund	Opening Balance \$ 103,107.26 cr
Details as at 30-May-2023	Total Credits \$ 16,890.10 cr
	Total Debits \$ 14,949.66 dr
	Credit Interest FYTD \$ 683.26 cr
	Debit Interest FYTD \$ 50.32dr
	Closing Balance \$ 105,047.70 cr

Transactions		Debit	Credit	Balance
Posting Date	Transaction Details			
2022				
01-Dec	Opening Balance			103,107.26 cr
05-Dec	BPAY Deft Payments Ib2-82887424	768.62		102,338.64 cr
12-Dec	BPAY Unitywater Ib2-23552096	243.38		102,095.26 cr
13-Dec	Direct Debit Zurich Life M042644 3F	1,764.80		100,330.46 cr
16-Dec	Bank of QLD Super Policies		1,200.00	101,530.46 cr
28-Dec	Direct Debit Zurich Life M042645 3C	248.19		101,282.27 cr
31-Dec	Interest		73.82	101,356.09 cr
2023				
05-Jan	Direct Credit Ato Ato001100017119819		969.22	102,325.31 cr
20-Jan	Direct Credit Ato Ato006000017540042		1,978.84	104,304.15 cr
27-Jan	Direct Credit Superchoice P/ L Pc200123-197390873		1,365.00	105,669.15 cr
31-Jan	Interest		87.51	105,756.66 cr
08-Feb	Pay Anyone To Herron Accountants 124185 021374214 Ib2-44738376	352.00		105,404.66 cr
08-Feb	BPAY Tax Office Payments Ib2-44742696	2,220.00		103,184.66 cr
22-Feb	Direct Credit Ato Ato009000017580088		969.24	104,153.90 cr
28-Feb	Internet Pay Anyone Fee	0.65		104,153.25 cr
28-Feb	Interest		79.87	104,233.12 cr
23-Mar	Direct Credit Ato Ato001000018143599		969.22	105,202.34 cr
23-Mar	Pay Anyone To Gleeson Klein Stegeman Lawyers T 034059 000479701 Ib2-46661216	1,000.00		104,202.34 cr
25-Mar	Pay Anyone To Ace Body Corp 184446 303282776 Ib2-93076576	150.00		104,052.34 cr
25-Mar	BPAY Deft Payments Ib2-93077756	803.19		103,249.15 cr
25-Mar	BPAY Unitywater Ib2-93078716	240.77		103,008.38 cr
31-Mar	Internet Pay Anyone Fee	1.30		103,007.08 cr
31-Mar	Interest		104.69	103,111.77 cr
06-Apr	Pay Anyone To Gks Lawyers 034059 000479699 Ib2-60962044	100.00		103,011.77 cr

Transactions		Continued		
Posting Date	Transaction Details	Debit	Credit	Balance
2023				
13-Apr	Pay Anyone To Herron Accountants 124185 021374214 Ib2-33209976	3,466.84		99,544.93 cr
17-Apr	Direct Credit Ato Ato81414307968i001		138.00	99,682.93 cr
18-Apr	Direct Credit Ato Ato002000018046847		6,880.91	106,563.84 cr
19-Apr	Direct Credit Superchoice P/ L Pc130423-159851191		735.00	107,298.84 cr
21-Apr	BPAY Mbrc Rates Ib2-32729884	620.80		106,678.04 cr
24-Apr	Direct Credit Ato Ato001100017364877		1,231.72	107,909.76 cr
30-Apr	Internet Pay Anyone Fee	1.30		107,908.46 cr
30-Apr	Interest		107.06	108,015.52 cr
30-Apr	Interest Withheld	50.32		107,965.20 cr
26-May	BPAY Tax Office Payments Ib2-32170324	2,318.00		105,647.20 cr
30-May	Pay Anyone To Herron Accountants 124185 021374214 Ib2-08576004	599.50		105,047.70 cr
30-May	Closing Balance			105,047.70 cr
		Total Debits & Credits	14,949.66	16,890.10

Credit Interest Rates

Effective Date: 19/05/2023

Amount	Interest Rate p.a.
\$1 - \$9,999	0.00%
\$10,000 and over	1.50%

Interest rates are subject to change. Interest is calculated on the daily closing balance and paid monthly on the last day of the month. Interest for the last day of the month will be paid in the following month.

Balances greater than \$5,000,000 are subject to approval.

The interest rates quoted above are current as at the Effective Date. If you require information about any interest rate changes that may have occurred in the period between your last statement and this statement, please contact your local BOQ branch or phone our Customer Contact Centre on 1300 55 72 72.

Statement Integrity

You should check all entries appearing on this statement for error or possible unauthorised transactions. For more information about your account, including details on how to dispute any of the transactions found on your statement, or the benefits, fees and charges, they can be found in the relevant Terms and Conditions or Fees and Charges booklets. You can also obtain the information at any BOQ branch, through our Customer Contact Centre on 1300 55 72 72 or by visiting our website boq.com.au. If you have a problem or complaint, information about our dispute resolution process is available at any branch or through the Customer Contact Centre.

SECURITY ALERT FOR PIN AND PAC HOLDERS - visit www.boq.com.au

Protect your card. Always carry it with you and never give it to anybody, including family or friends. Don't tell anyone your PIN or PAC, & don't let anyone see your PIN when using ATMs/Eftpos. Don't record your PIN on your card. Don't record your PAC in the same place as your CAN, & always disguise it. If you lose your card, or think others may know your PIN or PAC, call BOQ immediately on 1800 077 024. If you do not follow these precautions or fail to inform us quickly, you may be liable for losses in accordance with EFT Code of Conduct. For details visit www.boq.com.au

Privacy and Confidentiality

BOQ is committed to respecting the privacy of your personal information. We may also need to disclose information about you to certain organisations in connection with the establishment and administration of your accounts. The types of organisations to which we may disclose this information are our related bodies corporate, regulatory bodies and government agencies, your agents, including broker or financial adviser, credit and debt agencies, agents, contractors and professional advisers who assist us in providing our services, your referees and guarantors, your or our insurers, and organisations that carry out functions on our behalf including mailing houses, data processors, researchers and collection agents, some of which may be located outside Australia. The information we provide to other organisations will be strictly limited to what is required to provide the service or comply with the law. We are happy to answer any further questions you may have about our management of your personal information. You can contact us at any of our branches.

Do you have a complaint?

If you experience a problem, are not satisfied with our products or services or a decision we have made, you can call us on 1300 55 72 72 or complete the online complaints form at www.boq.com.au/feedback-and-complaints.

For further information about how we handle complaints, ask our friendly staff for a copy of our Complaint Guide or alternatively download a copy available on our website.

If you're unhappy with our response, you can contact the Australian Financial Complaint Authority (AFCA) to review it. AFCA provides a free, independent external dispute resolution process. To contact AFCA call them on 1800 931 678 or go to www.afca.org.au.



Bank of Queensland Limited
 ABN 32 009 656 740
 AFSL No. 244616
 BOQ Centre
 Level 6, 100 Skyring Terrace
 Newstead Qld 4006
 GPO Box 898, Brisbane 4001
 Telephone 1300 55 72 72
 Facsimile (07) 3212 3399
 www.boq.com.au

001370 000



Walls Family Super Fund
 PO Box 672
 KALLANGUR QLD 4503

STATEMENT

Account Number: **21627075**
 BSB: 124185
 From 31-May-2023 to 29-June-2023

Superannuation Savings Account

Account Details	Statement Summary
Walls Super (Qld) Pty Ltd AS Trustee For Walls Family Super Fund	Opening Balance \$ 105,047.70 cr
Details as at 29-June-2023	Total Credits \$ 73,337.82 cr
	Total Debits \$ 178,385.52 dr
	Credit Interest FYTD \$ 930.29 cr
	Closing Balance \$ 0.00 cr

Posting Date	Transaction Details	Debit	Credit	Balance
2023				
31-May	Opening Balance			105,047.70 cr
31-May	Internet Pay Anyone Fee	0.65		105,047.05 cr
31-May	Interest		122.99	105,170.04 cr
31-May	Interest Withheld	57.81		105,112.23 cr
02-June	BPAY Asic lb2-96085464	59.00		105,053.23 cr
07-June	Direct Credit Insurance Advl SE la Refund-Bpk Cxl		41.11	105,094.34 cr
20-June	Direct Credit Superchoice P/ L Pc140623-126108255		441.55	105,535.89 cr
27-June	Tfr From 023116674 lb2-03691276		72,500.00	178,035.89 cr
28-June	Withdrawal To Macquarie Wire1900740	178,035.89		0.00 cr
29-June	Withholding Tax Adjustment		108.13	108.13 cr
29-June	Account Closing To Macquarie Wire1901002	232.17		124.04 dr
29-June	Interest		124.04	0.00 cr
29-June	Closing Balance			0.00 cr
Total Debits & Credits		178,385.52	73,337.82	

Credit Interest Rates

Effective Date: 19/05/2023

Amount	Interest Rate p.a.
\$1 - \$9,999	0.00%
\$10,000 and over	1.50%

Interest rates are subject to change. Interest is calculated on the daily closing balance and paid monthly on the last day of the month. Interest for the last day of the month will be paid in the following month.

Balances greater than \$5,000,000 are subject to approval.

The interest rates quoted above are current as at the Effective Date. If you require information about any interest rate changes that may have occurred in the period between your last statement and this statement, please contact your local BOQ branch or phone our Customer Contact Centre on 1300 55 72 72.

Statement Integrity

You should check all entries appearing on this statement for error or possible unauthorised transactions. For more information about your account, including details on how to dispute any of the transactions found on your statement, or the benefits, fees and charges, they can be found in the relevant Terms and Conditions or Fees and Charges booklets. You can also obtain the information at any BOQ branch, through our Customer Contact Centre on 1300 55 72 72 or by visiting our website boq.com.au. If you have a problem or complaint, information about our dispute resolution process is available at any branch or through the Customer Contact Centre.

SECURITY ALERT FOR PIN AND PAC HOLDERS – visit www.boq.com.au

Protect your card. Always carry it with you and never give it to anybody, including family or friends. Don't tell anyone your PIN or PAC, & don't let anyone see your PIN when using ATMs/Eftpos. Don't record your PIN on your card. Don't record your PAC in the same place as your CAN, & always disguise it. If you lose your card, or think others may know your PIN or PAC, call BOQ immediately on 1800 077 024. If you do not follow these precautions or fail to inform us quickly, you may be liable for losses in accordance with EFT Code of Conduct. For details visit www.boq.com.au

Privacy and Confidentiality

BOQ is committed to respecting the privacy of your personal information. We may also need to disclose information about you to certain organisations in connection with the establishment and administration of your accounts. The types of organisations to which we may disclose this information are our related bodies corporate, regulatory bodies and government agencies, your agents, including broker or financial adviser, credit and debt agencies, agents, contractors and professional advisers who assist us in providing our services, your referees and guarantors, your or our insurers, and organisations that carry out functions on our behalf including mailing houses, data processors, researchers and collection agents, some of which may be located outside Australia. The information we provide to other organisations will be strictly limited to what is required to provide the service or comply with the law. We are happy to answer any further questions you may have about our management of your personal information. You can contact us at any of our branches.

Do you have a complaint?

If you experience a problem, are not satisfied with our products or services or a decision we have made, you can call us on 1300 55 72 72 or complete the online complaints form at www.boq.com.au/feedback-and-complaints.

For further information about how we handle complaints, ask our friendly staff for a copy of our Complaint Guide or alternatively download a copy available on our website.

If you're unhappy with our response, you can contact the Australian Financial Complaint Authority (AFCA) to review it. AFCA provides a free, independent external dispute resolution process. To contact AFCA call them on 1800 931 678 or go to www.afca.org.au.

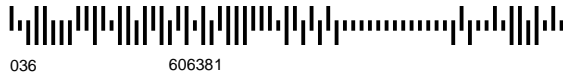


Macquarie Cash Management Account

MACQUARIE BANK LIMITED
ABN 46 008 583 542 AFSL 237502

enquiries 1800 806 310
transact@macquarie.com
www.macquarie.com.au

GPO Box 2520
Sydney, NSW 2001



WALLS SUPER (QLD) PTY LTD
PO BOX 672
KALLANGUR QLD 4503

1 Shelley Street
Sydney, NSW 2000

account balance **\$11,650.78**
as at 30 Dec 22

account name WALLS SUPER (QLD) PTY LTD ATF THE
WALLS FAMILY SUPERFUND
account no. 970149555

transaction	description	debits	credits	balance
30.06.22	OPENING BALANCE			9,506.52
07.07.22	Funds transfer 321701 ONGOINGFE	208.33		9,298.19
12.07.22	Deposit STW DST 001278709520		486.98	9,785.17
12.07.22	Deposit DJRE DST 001278678408		410.43	10,195.60
13.07.22	Deposit IAF PAYMENT JUL22/00803063		46.00	10,241.60
13.07.22	Deposit ISO PAYMENT JUL22/00800788		453.38	10,694.98
15.07.22	Deposit PIXX DST 001279335961		1,306.39	12,001.37
20.07.22	Deposit VEU DIVIDEND VEU50/00811369		147.95	12,149.32
21.07.22	Deposit MICH DST 001279350211		185.65	12,334.97
21.07.22	Deposit MAGELLAN MAGELLAN0003043457		371.89	12,706.86
22.07.22	Deposit VTS DIVIDEND VTS50/00813899		96.10	12,802.96
25.07.22	Deposit MVW DST 001279793737		354.41	13,157.37

how to make a transaction

online
Log in to www.macquarie.com.au/personal

by phone
Call 133 275 to make a phone transaction

transfers from another bank account
Transfer funds from another bank to this account:
BSB 182 512
ACCOUNT NO. 970149555

deposits using BPay
From another bank



Bill code: 667022
Ref: 970 149 555

continued on next



Macquarie Cash Management Account

enquiries 1800 806 310

account name WALLS SUPER (QLD) PTY LTD ATF THE
WALLS FAMILY SUPERFUND
account no. 970149555

transaction	description	debits	credits	balance
29.07.22	Interest		MACQUARIE CMA INTEREST PAID* 3.59	13,160.96
05.08.22	Funds transfer	321701 ONGOINGFE 208.33		12,952.63
31.08.22	Interest		MACQUARIE CMA INTEREST PAID* 8.74	12,961.37
07.09.22	Funds transfer	321701 ONGOINGFE 208.33		12,753.04
30.09.22	Interest		MACQUARIE CMA INTEREST PAID* 11.31	12,764.35
07.10.22	Funds transfer	321701 ONGOINGFE 208.33		12,556.02
14.10.22	Deposit	STW DST 001284983765	270.95	12,826.97
18.10.22	Deposit	VEU DIVIDEND VEU51/00811211	72.00	12,898.97
19.10.22	Deposit	IAF PAYMENT OCT22/00803118	31.07	12,930.04
24.10.22	Deposit	VTS DIVIDEND VTS51/00813776	110.07	13,040.11
31.10.22	Interest		MACQUARIE CMA INTEREST PAID* 15.27	13,055.38
07.11.22	Funds transfer	321701 ONGOINGFE 208.33		12,847.05
14.11.22	Deposit	BANK OF QLD NET WEALTH	25,000.00	37,847.05
14.11.22	Deposit	BANK OF QLD NET WEALTH	25,000.00	62,847.05
16.11.22	Deposit	BANK OF QLD SHED LEASE	1,841.40	64,688.45
17.11.22	Deposit	BOQ FNL DIV 001285537514	272.40	64,960.85
24.11.22	Deposit	AUSIEX TRUST S ISO 39691158-00	6,650.00	71,610.85
24.11.22	Deposit	AUSIEX TRUST S FLT 39691028-00	7,498.72	79,109.57
24.11.22	Deposit	AUSIEX TRUST S BOQ 39690934-00	8,295.72	87,405.29
24.11.22	Deposit	AUSIEX TRUST S DJRE 39691005-00	8,303.60	95,708.89
24.11.22	Deposit	AUSIEX TRUST S IAF 39691155-00	8,980.40	104,689.29
24.11.22	Deposit	AUSIEX TRUST S MICH 39691159-00	9,273.80	113,963.09
24.11.22	Deposit	AUSIEX TRUST S PIXX 39691163-00	11,438.60	125,401.69
24.11.22	Deposit	AUSIEX TRUST S STW 39691164-00	16,350.24	141,751.93
24.11.22	Deposit	AUSIEX TRUST S MGOE 39691157-00	17,548.72	159,300.65
24.11.22	Deposit	AUSIEX TRUST S VEU 39691166-00	18,726.28	178,026.93
24.11.22	Deposit	AUSIEX TRUST S MWV 39691160-00	19,519.84	197,546.77

continued on next



Macquarie Cash Management Account

enquiries 1800 806 310

account name WALLS SUPER (QLD) PTY LTD ATF THE
WALLS FAMILY SUPERFUND
account no. 970149555

transaction	description	debits	credits	balance
24.11.22	Deposit	AUSIEX TRUST S VTS 39691236-00	37,327.64	234,874.41
30.11.22	Interest	MACQUARIE CMA INTEREST PAID*	115.80	234,990.21
02.12.22	Direct debit	NETWEALTH INVEST CASE3362141	225,000.00	9,990.21
07.12.22	Funds transfer	321701 ONGOINGFE	208.33	9,781.88
16.12.22	Deposit	BANK OF QLD SHED LEASE	1,841.40	11,623.28
30.12.22	Interest	MACQUARIE CMA INTEREST PAID*	27.50	11,650.78
	CLOSING BALANCE AS AT 30 DEC 22	226,249.98	228,394.24	11,650.78

* Stepped interest rates for the period 1 July to 13 July: balances \$0.00 to \$4,999.99 earned 0.25% balances \$5,000.00 and above earned 0.25% pa (13 days); 14 July to 11 August: balances \$0.00 to \$4,999.99 earned 0.50% balances \$5,000.00 and above earned 0.50% pa (29 days); 12 August to 15 September: balances \$0.00 to \$4,999.99 earned 0.90% balances \$5,000.00 and above earned 0.90% pa (35 days); 16 September to 13 October: balances \$0.00 to \$4,999.99 earned 1.25% balances \$5,000.00 and above earned 1.25% pa (28 days); 14 October to 15 November: balances \$0.00 to \$4,999.99 earned 1.50% balances \$5,000.00 and above earned 1.50% pa (33 days); 16 November to 15 December: balances \$0.00 to \$4,999.99 earned 1.75% balances \$5,000.00 and above earned 1.75% pa (30 days); 16 December to 30 December: balances \$0.00 to \$4,999.99 earned 2.00% balances \$5,000.00 and above earned 2.00% pa (15 days)



Macquarie Cash Management Account

enquiries 1800 806 310

account name WALLS SUPER (QLD) PTY LTD ATF THE
WALLS FAMILY SUPERFUND
account no. 970149555

Please note the following financial services companies and/or financial advisers have authority on your account.

Name	Authority Type
AUSTRALIAN INVESTMENT EXCHANGE LIM	Enquiry authority
BGL DATA SERVICES PTY LTD	Enquiry authority
SFG CAPITAL HOLDINGS PTY LTD ADVISE SINCLAIR FINANCIAL GROUP	Enquiry authority

Authority descriptions

Enquiry authority - you have authorised the third party to have access to information about your account.

Please consider carefully who you appoint as a third party authority on your account as we may follow their instructions as if they were yours. It is important that you understand this risk and carefully consider what level of authority you give to them. For more information on third party authority levels search 'Macquarie Help' in your browser to find our Help Centre.



Macquarie Cash Management Account

enquiries 1800 806 310

account name WALLS SUPER (QLD) PTY LTD ATF THE
WALLS FAMILY SUPERFUND
account no. 970149555

We offer several options that allow you to make payments and view transactions free of charge

- Electronic funds transfers up to \$5,000 a day using online banking.
- Increase your limit to \$100,000 using the Macquarie Authenticator App or nominate an account for unlimited transfers by contacting us.
- BPAY payments (subject to BPAY biller code limits) free of charge via online and mobile banking.
- Make the switch to free online statements by updating your preference online.

About your account

- Interest is calculated on daily balances and paid monthly. The interest rate is variable and may change at any time without prior notice.
- For more information about your account including fees and charges, mistaken payments or unauthorised transactions, please read the terms and conditions for your product, available at macquarie.com.au or by contacting us. If you have a complaint about our service, or to find out more about our dispute resolution procedures, please refer to macquarie.com.au/feedback-and-complaints.
- We've noticed that some applications may not have been opened with the desired entity type - for example, a trust account was intended to be opened but an individually held account was opened instead. Please check that your account name and structure is correct and contact us right away if you think there is an error.

Protect your account

- Please check each entry on this statement. If you think there is an error or unauthorised transaction, please contact us right away.
- If you have new contact details, please contact us to update them.
- This statement should be kept in a safe place at all times. Please read the Product Information Statement for more details about keeping your account secure.

Access to and sharing your data

- We may provide access to or share an electronic copy of your data (account details, balance, transaction history and personal information) with other parties at your or your Financial Services Professional's request. This includes people who work with or for your Financial Services Professional such as accountants, consultants, technology platform owner/operators and others, some of whom may not be in Australia.
- Please refer to the current offer document for more information and speak with your Financial Services Professional if you have questions about how your data may be used, disclosed and/or protected.

Visit our Help Centre

- Here you'll find answers to common questions about your account. For more information, please visit help.macquarie.com

Download the Macquarie Mobile Banking app

- The Macquarie Mobile Banking app makes managing your money simple and convenient.



*The Apple logo is a trademark of Apple Inc, registered in the U.S. and other countries.
App Store is a service mark of Apple Inc. Google Logo is a trademark of Google LLC.*



Macquarie Cash Management Account

MACQUARIE BANK LIMITED
ABN 46 008 583 542 AFSL 237502

enquiries 1800 806 310
transact@macquarie.com
www.macquarie.com.au

GPO Box 2520
Sydney, NSW 2001



WALLS SUPER (QLD) PTY LTD
PO BOX 672
KALLANGUR QLD 4503

1 Shelley Street
Sydney, NSW 2000

account balance **\$525,511.84**
as at 30 Jun 23

account name WALLS SUPER (QLD) PTY LTD ATF THE
WALLS FAMILY SUPERFUND
account no. 970149555

transaction	description	debits	credits	balance
30.12.22	OPENING BALANCE			11,650.78
06.01.23	Funds transfer 321701 ONGOINGFE	208.33		11,442.45
13.01.23	Direct debit ZURICH LIFE 5102018 35	312.68		11,129.77
13.01.23	Direct debit ZURICH LIFE 5102017 35	385.94		10,743.83
13.01.23	Direct debit ZURICH LIFE 4102017 35	1,066.18		9,677.65
16.01.23	Deposit BANK OF QLD SUPER POLICIES		2,000.00	11,677.65
16.01.23	Deposit BANK OF QLD SHED LEASE		1,841.40	13,519.05
20.01.23	BPAY BPAY TO MBRC RATES	621.89		12,897.16
25.01.23	Direct debit ZURICH LIFE 4102018 35	248.19		12,648.97
31.01.23	Interest MACQUARIE CMA INTEREST PAID*		21.18	12,670.15
07.02.23	Funds transfer 321701 ONGOINGFE	208.33		12,461.82
13.02.23	Direct debit ZURICH LIFE 5102018 35	312.68		12,149.14

how to make a transaction

online
Log in to www.macquarie.com.au/personal

by phone
Call 133 275 to make a phone transaction

transfers from another bank account
Transfer funds from another bank to this account:
BSB 182 512
ACCOUNT NO. 970149555

deposits using BPay
From another bank



Bill code: 667022
Ref: 970 149 555

continued on next



Macquarie Cash Management Account

enquiries 1800 806 310

account name WALLS SUPER (QLD) PTY LTD ATF THE
WALLS FAMILY SUPERFUND
account no. 970149555

transaction	description	debits	credits	balance
13.02.23	Direct debit ZURICH LIFE 5102017 35	385.94		11,763.20
13.02.23	Direct debit ZURICH LIFE 4102017 35	1,066.18		10,697.02
16.02.23	Deposit BANK OF QLD SUPER POLICIES		2,000.00	12,697.02
16.02.23	Deposit BANK OF QLD SHED LEASE		1,841.40	14,538.42
27.02.23	Direct debit ZURICH LIFE 4102018 35	291.98		14,246.44
28.02.23	Interest MACQUARIE CMA INTEREST PAID*		20.63	14,267.07
07.03.23	Funds transfer 321701 ONGOINGFE	208.33		14,058.74
13.03.23	Direct debit ZURICH LIFE 5102018 35	312.68		13,746.06
13.03.23	Direct debit ZURICH LIFE 5102017 35	481.94		13,264.12
13.03.23	Direct debit ZURICH LIFE 4102017 35	1,066.18		12,197.94
16.03.23	Deposit BANK OF QLD SUPER POLICIES		2,000.00	14,197.94
16.03.23	Deposit BANK OF QLD SHED LEASE		1,841.40	16,039.34
27.03.23	Direct debit ZURICH LIFE 4102018 35	291.98		15,747.36
31.03.23	Interest MACQUARIE CMA INTEREST PAID*		27.20	15,774.56
06.04.23	Funds transfer 321701 ONGOINGFE	208.33		15,566.23
13.04.23	Direct debit ZURICH LIFE 5102018 35	368.30		15,197.93
13.04.23	Direct debit ZURICH LIFE 5102017 35	481.94		14,715.99
13.04.23	Direct debit ZURICH LIFE 4102017 35	1,309.14		13,406.85
17.04.23	Deposit BANK OF QLD SUPER POLICIES		2,000.00	15,406.85
17.04.23	Deposit BANK OF QLD SHED LEASE		1,841.40	17,248.25
26.04.23	Direct debit ZURICH LIFE 4102018 35	291.98		16,956.27
28.04.23	Interest MACQUARIE CMA INTEREST PAID*		27.58	16,983.85
05.05.23	Funds transfer 321701 ONGOINGFE	208.33		16,775.52
15.05.23	Direct debit ZURICH LIFE 5102018 35	368.30		16,407.22
15.05.23	Direct debit ZURICH LIFE 5102017 35	481.94		15,925.28
15.05.23	Direct debit ZURICH LIFE 4102017 35	1,309.14		14,616.14
16.05.23	Deposit BANK OF QLD SUPER POLICIES		2,000.00	16,616.14

continued on next



Macquarie Cash Management Account

enquiries 1800 806 310

account name WALLS SUPER (QLD) PTY LTD ATF THE
WALLS FAMILY SUPERFUND
account no. 970149555

transaction	description	debits	credits	balance
16.05.23	Deposit	BANK OF QLD SHED LEASE	1,841.40	18,457.54
25.05.23	Direct debit	ZURICH LIFE 4102018 35	291.98	18,165.56
31.05.23	Deposit	PEXA RW 230289 WALLS SA	328,990.08	347,155.64
31.05.23	Interest	MACQUARIE CMA INTEREST PAID*	59.70	347,215.34
05.06.23	Funds transfer	321701 ONGOINGFE	291.67	346,923.67
13.06.23	Direct debit	ZURICH LIFE 5102018 35	368.30	346,555.37
13.06.23	Direct debit	ZURICH LIFE 5102017 35	481.94	346,073.43
13.06.23	Direct debit	ZURICH LIFE 4102017 35	1,309.14	344,764.29
16.06.23	Deposit	BANK OF QLD SUPER POLICIES	2,000.00	346,764.29
26.06.23	Direct debit	ZURICH LIFE 4102018 35	291.98	346,472.31
28.06.23	Deposit	SAME DAY DEPOSIT WALLS SUPER (QLD) PTY L	178,035.89	524,508.20
29.06.23	Deposit	SAME DAY DEPOSIT WALLS SUPER (QLD) PTY L	232.17	524,740.37
30.06.23	Interest	MACQUARIE CMA INTEREST PAID*	771.47	525,511.84
	CLOSING BALANCE AS AT 30 JUN 23	15,531.84	529,392.90	525,511.84

* Stepped interest rates for the period 31 December to 21 February: balances \$0.00 to \$4,999.99 earned 2.00% balances \$5,000.00 and above earned 2.00% pa (53 days); 22 February to 21 March: balances \$0.00 to \$4,999.99 earned 2.10% balances \$5,000.00 and above earned 2.10% pa (28 days); 22 March to 18 May: balances \$0.00 to \$4,999.99 earned 2.25% balances \$5,000.00 and above earned 2.25% pa (58 days); 19 May to 22 June: balances \$0.00 to \$4,999.99 earned 2.50% balances \$5,000.00 and above earned 2.50% pa (35 days); 23 June to 30 June: balances \$0.00 to \$4,999.99 earned 2.75% balances \$5,000.00 and above earned 2.75% pa (8 days)



Macquarie Cash Management Account

enquiries 1800 806 310

account name WALLS SUPER (QLD) PTY LTD ATF THE
WALLS FAMILY SUPERFUND
account no. 970149555

Please note the following financial services companies and/or financial advisers have authority on your account.

Name	Authority Type
AUSTRALIAN INVESTMENT EXCHANGE LIM	Enquiry authority
BGL DATA SERVICES PTY LTD	Enquiry authority
SFG CAPITAL HOLDINGS PTY LTD ADVISE SINCLAIR FINANCIAL GROUP	Enquiry authority

Authority descriptions

Enquiry authority - you have authorised the third party to have access to information about your account.

Please consider carefully who you appoint as a third party authority on your account as we may follow their instructions as if they were yours. It is important that you understand this risk and carefully consider what level of authority you give to them. For more information on third party authority levels search 'Macquarie Help' in your browser to find our Help Centre.

annual interest summary 2022/2023

INTEREST PAID	1,109.97
TOTAL INCOME PAID	1,109.97



Macquarie Cash Management Account

enquiries 1800 806 310

account name WALLS SUPER (QLD) PTY LTD ATF THE
WALLS FAMILY SUPERFUND
account no. 970149555

We offer several options that allow you to make payments and view transactions free of charge

- Electronic funds transfers up to \$5,000 a day using online banking.
- Increase your limit to \$100,000 using the Macquarie Authenticator App or nominate an account for unlimited transfers by contacting us.
- BPAY payments (subject to BPAY biller code limits) free of charge via online and mobile banking.
- Make the switch to free online statements by updating your preference online.

About your account

- Interest is calculated on daily balances and paid monthly. The interest rate is variable and may change at any time without prior notice.
- For more information about your account including fees and charges, mistaken payments or unauthorised transactions, please read the terms and conditions for your product, available at macquarie.com.au or by contacting us. If you have a complaint about our service, or to find out more about our dispute resolution procedures, please refer to macquarie.com.au/feedback-and-complaints.

Protect your account

- Please check each entry on this statement. If you think there is an error or unauthorised transaction, please contact us right away.
- If you have new contact details, please contact us to update them.
- This statement should be kept in a safe place at all times. Please read the Product Information Statement for more details about keeping your account secure.

Access to and sharing your data

- We may provide access to or share an electronic copy of your data (account details, balance, transaction history and personal information) with other parties at your or your Financial Services Professional's request. This includes people who work with or for your Financial Services Professional such as accountants, consultants, technology platform owner/operators and others, some of whom may not be in Australia.
- Please refer to the current offer document for more information and speak with your Financial Services Professional if you have questions about how your data may be used, disclosed and/or protected.

Visit our Help Centre

- Here you'll find answers to common questions about your account. For more information, please visit help.macquarie.com

Download the Macquarie Mobile Banking app

- The Macquarie Mobile Banking app makes managing your money simple and convenient.



*The Apple logo is a trademark of Apple Inc, registered in the U.S. and other countries.
App Store is a service mark of Apple Inc. Google Logo is a trademark of Google LLC.*

Cash Account Transaction Listing from 01 July 2022 to 30 June 2023

Date	Transaction Description	Units	Amount	Balance
	Cash at start of period			\$0.00
02/12/2022	Investment		\$225,000.00	\$225,000.00
22/12/2022	Asset Purchase - Managed Account - iShares Core S&P/ASX 200 ETF	1,083.00	-\$31,300.87	\$193,699.13
22/12/2022	Asset Purchase - Managed Account - iShares Enhanced Cash ETF	22.00	-\$2,214.13	\$191,485.00
22/12/2022	Asset Purchase - Managed Account - iShares Core MSCI World Ex Aus ESG Leaders ETF	426.00	-\$16,610.34	\$174,874.66
23/12/2022	Asset Purchase - Managed Account - Dimensional 2 Yr Sustainabilit Fix Int Trust - AUD	683.77	-\$6,705.51	\$168,169.15
23/12/2022	Asset Purchase - Managed Account - Dimensional Global Core Equity Tr - AUD Hedged	735.34	-\$18,782.75	\$149,386.40
23/12/2022	Asset Purchase - Managed Account - SGH ICE	6,252.19	-\$11,044.50	\$138,341.90
23/12/2022	Asset Purchase - Managed Account - abrdn Glbl Absolute Return Strategies Fund - CI A	13,563.74	-\$17,130.41	\$121,211.49
23/12/2022	Asset Purchase - Managed Account - Colchester Global Government Bond Fund - Class I	6,866.37	-\$5,569.31	\$115,642.18
23/12/2022	Asset Purchase - Managed Account - Fidelity Asia Fund	659.90	-\$15,506.03	\$100,136.15
23/12/2022	Asset Purchase - Managed Account - Investors Mutual Concentrated Aust Share Fund	6,562.65	-\$13,154.83	\$86,981.32
23/12/2022	Asset Purchase - Managed Account - Antares Elite Opportunities Fund	10,121.97	-\$13,093.78	\$73,887.54
23/12/2022	Asset Purchase - Managed Account - Pental Focus Australian Share Fund	11,334.55	-\$26,230.41	\$47,657.13
23/12/2022	Asset Purchase - Managed Account - Schroder Global Value Fund	26,503.95	-\$29,149.04	\$18,508.09
23/12/2022	Asset Purchase - Managed Account - ClearBridge RARE Infra Income Fund - Hedged - CI A	7,739.01	-\$11,007.20	\$7,500.89
28/12/2022	MA Transaction Fee - iShares Core S&P/ASX 200 ETF		-\$46.95	\$7,453.94
28/12/2022	MA Transaction Fee - iShares Enhanced Cash ETF		-\$3.32	\$7,450.62
28/12/2022	MA Transaction Fee - iShares Core MSCI World Ex Aus ESG Leaders ETF		-\$24.92	\$7,425.70
31/12/2022	Administration Fees		-\$69.19	\$7,356.51
31/12/2022	Investment Management Fee - Sentinel Active Beta Plus - High Growth Model		-\$14.44	\$7,342.07
31/12/2022	Cash Account Interest - Cash Account		\$278.51	\$7,620.58
31/12/2022	Cash Account Interest - Managed Account - Managed Account		\$36.68	\$7,657.26
04/01/2023	Distribution - Managed Account - Colchester Global Government Bond Fund - Class I		\$41.84	\$7,699.10
05/01/2023	Distribution - Managed Account - Pental Focus Australian Share		\$425.05	\$8,124.15



Date	Transaction Description	Units	Amount	Balance
	Fund			
06/01/2023	Distribution - Managed Account - Dimensional 2 Yr Sustainabilit Fix Int Trust - AUD		\$37.24	\$8,161.39
06/01/2023	Distribution - Managed Account - Investors Mutual Concentrated Aust Share Fund		\$131.25	\$8,292.64
06/01/2023	Distribution - Managed Account - Antares Elite Opportunities Fund		\$97.42	\$8,390.06
06/01/2023	Distribution - Managed Account - Schroder Global Value Fund		\$265.00	\$8,655.06
06/01/2023	Distribution - Managed Account - ClearBridge RARE Infra Income Fund - Hedged - CI A		\$135.43	\$8,790.49
11/01/2023	Distribution - Managed Account - SGH ICE		\$48.74	\$8,839.23
11/01/2023	Asset Purchase - Managed Account - Pental Focus Australian Share Fund	129.77	-\$299.01	\$8,540.22
18/01/2023	Distribution - Managed Account - iShares Core S&P/ASX 200 ETF		\$200.53	\$8,740.75
18/01/2023	Distribution - Managed Account - iShares Enhanced Cash ETF		\$6.54	\$8,747.29
18/01/2023	Distribution - Managed Account - iShares Core MSCI World Ex Aus ESG Leaders ETF		\$94.57	\$8,841.86
31/01/2023	Administration Fees		-\$72.51	\$8,769.35
31/01/2023	Investment Management Fee - Sentinel Active Beta Plus - High Growth Model		-\$41.36	\$8,727.99
31/01/2023	Cash Account Interest - Cash Account		\$6.66	\$8,734.65
31/01/2023	Cash Account Interest - Managed Account - Managed Account		\$11.15	\$8,745.80
01/02/2023	Fund Manager Fee Rebate - Managed Account		\$0.77	\$8,746.57
02/02/2023	Fund Manager Fee Rebate - Managed Account		\$0.64	\$8,747.21
06/02/2023	Asset Sale - Managed Account - iShares Core S&P/ASX 200 ETF	-22.00	\$666.41	\$9,413.62
06/02/2023	Asset Purchase - Managed Account - iShares Core MSCI World Ex Aus ESG Leaders ETF	9.00	-\$364.68	\$9,048.94
07/02/2023	Asset Sale - Managed Account - Dimensional Global Core Equity Tr - AUD Hedged	-23.04	\$633.54	\$9,682.48
07/02/2023	Asset Sale - Managed Account - abrdn GIBI Absolute Return Strategies Fund - CI A	-13,563.74	\$16,697.55	\$26,380.03
07/02/2023	Asset Purchase - Managed Account - Ardea Real Outcome Fund	1,647.27	-\$1,407.26	\$24,972.77
07/02/2023	Asset Purchase - Managed Account - Investors Mutual Concentrated Aust Share Fund	253.33	-\$517.85	\$24,454.92
07/02/2023	Asset Purchase - Managed Account - Schroder Global Value Fund	481.53	-\$541.34	\$23,913.58
07/02/2023	Asset Purchase - Managed Account - ClearBridge RARE Infra Income Fund - Hedged - CI A	333.58	-\$472.91	\$23,440.67
08/02/2023	Asset Purchase - Managed Account - Ardea Real Outcome Fund	772.19	-\$657.67	\$22,783.00
08/02/2023	MA Transaction Fee - iShares Core S&P/ASX 200 ETF		-\$1.00	\$22,782.00
08/02/2023	MA Transaction Fee - iShares Core MSCI World Ex Aus ESG Leaders		-\$0.55	\$22,781.45

NET_NW_COMMS_PFD_Batch_A64B309CA9844_000001/000489/000004

Date	Transaction Description	Units	Amount	Balance
	ETF			
09/02/2023	Fund Manager Fee Rebate - Managed Account		\$0.57	\$22,782.02
13/02/2023	Asset Purchase - Managed Account - Ardea Real Outcome Fund	749.38	-\$642.44	\$22,139.58
15/02/2023	Fund Manager Fee Rebate - Managed Account		\$1.26	\$22,140.84
17/02/2023	Asset Purchase - Managed Account - Ardea Real Outcome Fund	17,013.02	-\$14,660.12	\$7,480.72
20/02/2023	Distribution - Managed Account - iShares Enhanced Cash ETF		\$6.77	\$7,487.49
28/02/2023	Administration Fees		-\$66.60	\$7,420.89
28/02/2023	Investment Management Fee - Sentinel Active Beta Plus - High Growth Model		-\$37.98	\$7,382.91
28/02/2023	Cash Account Interest - Cash Account		\$6.34	\$7,389.25
28/02/2023	Cash Account Interest - Managed Account - Managed Account		\$18.71	\$7,407.96
06/03/2023	Asset Purchase - Managed Account - iShares Core S&P/ASX 200 ETF	19.00	-\$563.16	\$6,844.80
06/03/2023	Asset Sale - Managed Account - iShares Core MSCI World Ex Aus ESG Leaders ETF	-121.00	\$4,963.96	\$11,808.76
07/03/2023	Asset Sale - Managed Account - Dimensional Global Core Equity Tr - AUD Hedged	-117.99	\$3,160.68	\$14,969.44
07/03/2023	Asset Sale - Managed Account - Fidelity Asia Fund	-17.36	\$435.09	\$15,404.53
07/03/2023	Asset Sale - Managed Account - Ardea Real Outcome Fund	-479.93	\$414.56	\$15,819.09
07/03/2023	Asset Purchase - Managed Account - Antares Elite Opportunities Fund	175.69	-\$236.46	\$15,582.63
07/03/2023	Asset Purchase - Managed Account - Pental Focus Australian Share Fund	156.12	-\$373.77	\$15,208.86
07/03/2023	Asset Sale - Managed Account - Schroder Global Value Fund	-924.94	\$1,065.99	\$16,274.85
07/03/2023	Asset Purchase - Managed Account - ClearBridge RARE Infra Income Fund - Hedged - CI A	267.76	-\$367.18	\$15,907.67
08/03/2023	Asset Purchase - Managed Account - Dimensional 5 Yr Diversif Fixed Int Trust - AUD CI	573.35	-\$5,466.04	\$10,441.63
08/03/2023	MA Transaction Fee - iShares Core S&P/ASX 200 ETF		-\$0.84	\$10,440.79
08/03/2023	MA Transaction Fee - iShares Core MSCI World Ex Aus ESG Leaders ETF		-\$7.45	\$10,433.34
13/03/2023	Asset Purchase - Managed Account - Dimensional 5 Yr Diversif Fixed Int Trust - AUD CI	259.87	-\$2,492.86	\$7,940.48
16/03/2023	Fund Manager Fee Rebate - Managed Account		\$0.36	\$7,940.84
17/03/2023	Asset Purchase - Managed Account - iShares Core S&P/ASX 200 ETF	9.00	-\$255.42	\$7,685.42
17/03/2023	Asset Sale - Managed Account - iShares Core MSCI World Ex Aus ESG Leaders ETF	-7.00	\$284.38	\$7,969.80
20/03/2023	Asset Purchase - Managed Account - Dimensional 2 Yr Sustainabilit Fix Int Trust - AUD	172.07	-\$1,697.09	\$6,272.71
20/03/2023	Asset Purchase - Managed Account - Dimensional Global Core	10.31	-\$265.81	\$6,006.90



Date	Transaction Description	Units	Amount	Balance
	Equity Tr - AUD Hedged			
20/03/2023	Asset Sale - Managed Account - SGH ICE	-6,252.19	\$10,721.88	\$16,728.78
20/03/2023	Asset Sale - Managed Account - Ardea Real Outcome Fund	-901.97	\$807.62	\$17,536.40
20/03/2023	Distribution - Managed Account - iShares Enhanced Cash ETF		\$6.43	\$17,542.83
20/03/2023	Asset Sale - Managed Account - Antares Elite Opportunities Fund	-4,187.30	\$5,335.45	\$22,878.28
20/03/2023	Asset Sale - Managed Account - Pental Focus Australian Share Fund	-2,307.25	\$5,207.70	\$28,085.98
20/03/2023	Asset Purchase - Managed Account - Schroder Global Value Fund	368.72	-\$399.77	\$27,686.21
20/03/2023	Asset Sale - Managed Account - ClearBridge RARE Infra Income Fund - Hedged - CI A	-199.10	\$272.59	\$27,958.80
21/03/2023	Asset Purchase - Managed Account - Dimensional 2 Yr Sustainabilit Fix Int Trust - AUD	29.56	-\$291.34	\$27,667.46
21/03/2023	MA Transaction Fee - iShares Core S&P/ASX 200 ETF		-\$0.38	\$27,667.08
21/03/2023	MA Transaction Fee - iShares Core MSCI World Ex Aus ESG Leaders ETF		-\$0.43	\$27,666.65
24/03/2023	Asset Purchase - Managed Account - Dimensional 2 Yr Sustainabilit Fix Int Trust - AUD	23.39	-\$230.88	\$27,435.77
24/03/2023	Asset Purchase - Managed Account - Dimensional 5 Yr Diversif Fixed Int Trust - AUD CI	910.46	-\$8,779.96	\$18,655.81
24/03/2023	Asset Purchase - Managed Account - Investors Mutual Concentrated Aust Share Fund	899.95	-\$1,799.73	\$16,856.08
27/03/2023	Asset Purchase - Managed Account - Investors Mutual Concentrated Aust Share Fund	4,651.85	-\$9,362.31	\$7,493.77
31/03/2023	Administration Fees		-\$72.74	\$7,421.03
31/03/2023	Investment Management Fee - Sentinel Active Beta Plus - High Growth Model		-\$41.46	\$7,379.57
31/03/2023	Cash Account Interest - Cash Account		\$7.48	\$7,387.05
31/03/2023	Cash Account Interest - Managed Account - Managed Account		\$16.20	\$7,403.25
04/04/2023	Distribution - Managed Account - Colchester Global Government Bond Fund - Class I		\$41.60	\$7,444.85
06/04/2023	Distribution - Managed Account - Dimensional 2 Yr Sustainabilit Fix Int Trust - AUD		\$62.08	\$7,506.93
06/04/2023	Distribution - Managed Account - Dimensional 5 Yr Diversif Fixed Int Trust - AUD CI		\$113.21	\$7,620.14
06/04/2023	Distribution - Managed Account - Antares Elite Opportunities Fund		\$45.23	\$7,665.37
11/04/2023	Distribution - Managed Account - ClearBridge RARE Infra Income Fund - Hedged - CI A		\$40.70	\$7,706.07
12/04/2023	Distribution - Managed Account - Ardea Real Outcome Fund		\$48.06	\$7,754.13
20/04/2023	Distribution - Managed Account - iShares Core S&P/ASX 200 ETF		\$399.50	\$8,153.63
20/04/2023	Distribution - Managed Account - iShares Enhanced Cash ETF		\$5.79	\$8,159.42

NET_NW_COMMS_PFD_Batch_A64B309CA9844_000001/000489/000005



Date	Transaction Description	Units	Amount	Balance
30/04/2023	Administration Fees		-\$71.56	\$8,087.86
30/04/2023	Investment Management Fee - Sentinel Active Beta Plus - High Growth Model		-\$40.71	\$8,047.15
30/04/2023	Cash Account Interest - Cash Account		\$7.31	\$8,054.46
30/04/2023	Cash Account Interest - Managed Account - Managed Account		\$11.67	\$8,066.13
11/05/2023	Fund Manager Fee Rebate - Managed Account		\$5.19	\$8,071.32
17/05/2023	Fund Manager Fee Rebate - Managed Account		\$5.15	\$8,076.47
17/05/2023	Fund Manager Fee Rebate - Managed Account		\$5.92	\$8,082.39
17/05/2023	Distribution - Managed Account - iShares Enhanced Cash ETF		\$6.64	\$8,089.03
24/05/2023	Fund Manager Fee Rebate - Managed Account		\$8.34	\$8,097.37
25/05/2023	Fund Manager Fee Rebate - Managed Account		\$6.46	\$8,103.83
31/05/2023	Administration Fees		-\$73.85	\$8,029.98
31/05/2023	Investment Management Fee - Sentinel Active Beta Plus - High Growth Model		-\$42.08	\$7,987.90
31/05/2023	Cash Account Interest - Cash Account		\$7.89	\$7,995.79
31/05/2023	Cash Account Interest - Managed Account - Managed Account		\$13.70	\$8,009.49
15/06/2023	Fund Manager Fee Rebate - Managed Account		\$3.62	\$8,013.11
16/06/2023	Distribution - Managed Account - iShares Enhanced Cash ETF		\$7.43	\$8,020.54
30/06/2023	Administration Fees		-\$71.76	\$7,948.78
30/06/2023	Investment Management Fee - Sentinel Active Beta Plus - High Growth Model		-\$40.96	\$7,907.82
30/06/2023	Cash Account Interest - Cash Account		\$8.03	\$7,915.85
30/06/2023	Cash Account Interest - Managed Account - Managed Account		\$14.26	\$7,930.11
	Cash at end of period			\$7,930.11

The cash transaction listing above includes all cash transactions for the period, including cash transactions relating to your Managed Account. Separate cash transaction listings (for Managed Account and non-Managed Account transactions) can be viewed through your online account.

Walls Family Super Fund

Distribution Reconciliation Report

For The Period 01 July 2022 - 30 June 2023

Date	Non Primary Production Income (A) * ₁					Distributed Capital Gains (B) * ₂					Foreign Income * ₃		Non-Assessable			Taxable Income
	Payment Received	Franked	Unfranked	Interest/ Other	Franking Credits	Discounted (After Discount)	Rate * ₅	CGT Concession	Indexed	Other	Foreign Income	Foreign Credits	Tax Exempt	Tax Free	Tax Deferred / AMIT * ₆	
Units in Listed Unit Trusts (Australian)																
IAF.AX Ishares Core Composite Bond Etf																
19/10/2022	31.07	0.00	0.00	26.21	0.00		S				4.86				0.00	31.07
	31.07	0.00	0.00	26.21	0.00						4.86				0.00	31.07
	<i>Net Cash Distribution:</i>		31.07													
IOZ.AX Ishares Core S&p/asx 200 Etf																
30/06/2023	745.78	627.32	88.81		268.13		S				15.92	0.92			13.73	1,001.10
	745.78	627.32	88.81		268.13						15.92	0.92			13.73	1,001.10
	<i>Net Cash Distribution:</i>		745.78													
ISEC.AX Ishares Enhanced Cash Etf																
30/06/2023	45.88		42.11				S				3.77	0.02			0.00	45.90
	45.88		42.11								3.77	0.02			0.00	45.90
	<i>Net Cash Distribution:</i>		45.88													
IWLD.AX Ishares Core Msci World Ex Australia Esg Etf																
30/06/2023	372.41		0.03		117.67	S		58.83			195.88	29.77			0.00	343.35
	372.41		0.03		117.67			58.83			195.88	29.77			0.00	343.35
	<i>Net Cash Distribution:</i>		372.41													
STW.AX Spdr S&p/asx 200 Fund																
14/10/2022	270.95	242.17	16.42	4.88	106.01		S				4.86	0.54			2.62	374.88

Walls Family Super Fund

Distribution Reconciliation Report

For The Period 01 July 2022 - 30 June 2023

Date	Non Primary Production Income (A) * ₁					Distributed Capital Gains (B) * ₂					Foreign Income * ₃		Non-Assessable			Taxable Income
	Payment Received	Franked	Unfranked	Interest/ Other	Franking Credits	Discounted (After Discount)	Rate * ₅	CGT Concession	Indexed	Other	Foreign Income	Foreign Credits	Tax Exempt	Tax Free	Tax Deferred / AMIT * ₆	
	270.95	242.17	16.42	4.88	106.01						4.86	0.54			2.62	374.88
<i>Net Cash Distribution:</i>		270.95														
	1,466.09	869.49	147.37	31.09	374.14	117.67		58.83			225.29	31.25			16.35	1,796.30

Units in Unlisted Unit Trusts (Australian)

DFA0002AU Dimensional 2 Yr Sus Fxd Int Tr AUD

30/06/2023	171.14		0.01					S							171.13	0.01
	171.14		0.01												171.13	0.01
<i>Net Cash Distribution:</i>		171.14														

DFA0108AU Dimensional 5 Yr Div Fxd Int AUD Us

30/06/2023	251.20		0.09					S			0.03				251.08	0.12
	251.20		0.09								0.03				251.08	0.12
<i>Net Cash Distribution:</i>		251.20														

ETL0062AU SGH ICE

30/06/2023	48.74	28.98	9.58		18.85	0.44	S		0.22		4.81	1.22			4.71	63.88
	48.74	28.98	9.58		18.85	0.44			0.22		4.81	1.22			4.71	63.88
<i>Net Cash Distribution:</i>		48.74														

ETL5525AU Colchester Glob Govt Bd Fd Class I

30/06/2023	125.13							S							125.13	
	125.13														125.13	

Walls Family Super Fund

Distribution Reconciliation Report

For The Period 01 July 2022 - 30 June 2023

Date	Payment Received	Non Primary Production Income (A) * ₁			Distributed Capital Gains (B) * ₂					Foreign Income * ₃		Non-Assessable			Taxable Income
		Franked	Unfranked	Interest/ Other	Franking Credits	Discounted (After Discount)	Rate * ₅	CGT Concession	Indexed	Other	Foreign Income	Foreign Credits	Tax Exempt	Tax Free	
<i>Net Cash Distribution:</i>		125.13													
FID0010AU Fidelity Asia Fd															
30/06/2023	238.84		0.49			S				238.35	37.94			0.00	276.78
	238.84		0.49							238.35	37.94			0.00	276.78
<i>Net Cash Distribution:</i>		238.84													
HOW0098AU Ardea Real Outcome Fund															
30/06/2023	48.06					S								48.06	
	48.06													48.06	
<i>Net Cash Distribution:</i>		48.06													
IML0010AU Investors Mutual Concentrated Au Sh															
30/06/2023	400.83	229.27	89.20		154.09	S				63.02	0.60			19.34	536.18
	400.83	229.27	89.20		154.09					63.02	0.60			19.34	536.18
<i>Net Cash Distribution:</i>		400.83													
PPL0115AU Antares Elite Opportunities Fund															
30/06/2023	509.98	203.34	30.91		106.65	S	89.15			2.61	0.64			5.66	522.46
	509.98	203.34	30.91		106.65		89.15			2.61	0.64			5.66	522.46
<i>Net Cash Distribution:</i>		509.98													
RFA0059AU Pental Focus Aust Share Fund															
30/06/2023	1,309.43	573.82	148.50		302.13	S	187.01			8.46				17.61	1,406.94

Walls Family Super Fund

Distribution Reconciliation Report

For The Period 01 July 2022 - 30 June 2023

Date	Non Primary Production Income (A) * ₁					Distributed Capital Gains (B) * ₂					Foreign Income * ₃		Non-Assessable			Taxable Income
	Payment Received	Franked	Unfranked	Interest/ Other	Franking Credits	Discounted (After Discount)	Rate * ₅	CGT Concession	Indexed	Other	Foreign Income	Foreign Credits	Tax Exempt	Tax Free	Tax Deferred / AMIT * ₆	
	1,309.43	573.82	148.50		302.13	374.03		187.01			8.46			17.61	1,406.94	
<i>Net Cash Distribution:</i>	<i>1,309.43</i>															
SCH0030AU Schroder Global Value Fund W/C																
30/06/2023	553.13	0.77	0.69		0.44	114.56	S	57.28		655.93	604.69	87.29		(880.79)	1,464.37	
	553.13	0.77	0.69		0.44	114.56		57.28		655.93	604.69	87.29		(880.79)	1,464.37	
<i>Net Cash Distribution:</i>	<i>553.13</i>															
TGP0016AU ClrBrdge RARE Infra Inme Fd A																
30/06/2023	345.09		0.45		1.59	139.88	S	69.94		0.08	116.64	39.98		18.10	298.62	
	345.09		0.45		1.59	139.88		69.94		0.08	116.64	39.98		18.10	298.62	
<i>Net Cash Distribution:</i>	<i>345.09</i>															
	4,001.57	1,036.18	279.92		583.75	807.22		403.60		656.01	1,038.61	167.67		(219.97)	4,569.36	

Walls Family Super Fund

Distribution Reconciliation Report

For The Period 01 July 2022 - 30 June 2023

Date	Non Primary Production Income (A) * ₁			Distributed Capital Gains (B) * ₂				Foreign Income * ₃		Non-Assessable				Taxable Income		
	Payment Received	Franked	Unfranked	Interest/ Other	Franking Credits	Discounted (After Discount)	Rate * ₅	CGT Concession	Indexed	Other	Foreign Income	Foreign Credits	Tax Exempt		Tax Free	Tax Deferred / AMIT * ₆
TOTAL	5,467.66	1,905.67	427.29	31.09	957.89	924.89		462.43		656.01	1,263.90	198.92			(203.62)	6,365.66

Total Distributed Gains

Discount Rate	Discounted	Gross
Superfund 1/3	924.89	2,043.33
Individual 50%(I)	0.00	0.00
Total	924.89	2,043.33

*₁ Summary of Non Primary Production Income (A)

Tax Label	Franked	Unfranked	Interest/Other	Less Other Deduction	Income Before Credits * ₇	Franking Credits	Total Including Credits
11M Gross trust distributions	1,905.67	427.29	31.09		2,364.05	957.89	3,321.94

*₂ Forms part of the Net Capital Gains calculation for Tax Label 11A.

*₃ Forms part of the Foreign Credits calculation for Tax Label 11D, D1, 13C1.

*₄ Taxable Income is designed to match Tax Statement provided by Fund Manager.

Taxable Income in the SMSF Annual Return will be different due to application of Capital Losses in Net Capital Gain calculation and application of different discount method.

*₅ This is the discount rate selected for the transaction. "S" being Super Funds at 1/3 and "I" being Individual at 50%.

*₆ AMIT cost base net increase is reflected as negative amount i.e. negative tax deferred and AMIT cost base net decrease is reflected as positive amount i.e. positive tax deferred.

*₇ Sum of Income Before Credits reconciles with Taxable Trust Distributions in Statement of Taxable Income.

^ Variance between Payment Received and Net Cash Distribution.

Wrap Tax Statement

Financial Year ended 30/06/2023



Schedule 2 - Distributions and dividends

Asset code	Record date	Receipt date	Franked \$	Unfranked / other \$	Non assessable \$	Cost base reductions \$	Capital gains \$	Foreign income \$	Total \$	Franking credits \$	AMIT cost base decrease/ (increase) \$	Tax Offsets and Credits \$	No TFN withholding tax \$	Non-resident withholding tax \$
Section 1 - Managed Fund and Trust Distributions														
Antares Elite Opportunities Fund														
PPL0115AU	30/12/2022	06/01/2023	0.00	97.42	0.00	0.00	0.00	0.00	97.42	0.00	0.00	0.00	0.00	0.00
PPL0115AU	31/03/2023	06/04/2023	0.00	45.23	0.00	0.00	0.00	0.00	45.23	0.00	0.00	0.00	0.00	0.00
PPL0115AU	30/06/2023	10/07/2023	0.00	367.33	0.00	0.00	0.00	0.00	367.33	0.00	0.00	0.00	0.00	0.00
PPL0115AU	30/06/2023	30/06/2023	203.34	(479.07)	5.66	0.00	267.46	2.61	0.00	106.65	5.66	0.00	0.00	0.00
Subtotal			203.34	30.91	5.66	0.00	267.46	2.61	509.98	106.65	5.66	0.00	0.00	0.00
Ardea Real Outcome Fund														
HOW0098AU	31/03/2023	12/04/2023	0.00	48.06	0.00	0.00	0.00	0.00	48.06	0.00	0.00	0.00	0.00	0.00
HOW0098AU	30/06/2023	30/06/2023	0.00	(48.06)	48.06	0.00	0.00	0.00	0.00	0.00	48.06	0.00	0.00	0.00
Subtotal			0.00	0.00	48.06	0.00	0.00	0.00	48.06	0.00	48.06	0.00	0.00	0.00
ClearBridge RARE Infra Income Fund - Hedged - CIA														
TGP0016AU	30/12/2022	06/01/2023	0.00	135.43	0.00	0.00	0.00	0.00	135.43	0.00	0.00	0.00	0.00	0.00
TGP0016AU	31/03/2023	11/04/2023	0.00	40.70	0.00	0.00	0.00	0.00	40.70	0.00	0.00	0.00	0.00	0.00
TGP0016AU	30/06/2023	17/07/2023	0.00	168.96	0.00	0.00	0.00	0.00	168.96	0.00	0.00	0.00	0.00	0.00
TGP0016AU	30/06/2023	30/06/2023	0.00	(344.64)	18.10	0.00	209.90	116.64	0.00	1.59	18.10	0.00	0.00	0.00
Subtotal			0.00	0.45	18.10	0.00	209.90	116.64	345.09	1.59	18.10	0.00	0.00	0.00
Colchester Global Government Bond Fund - Class I														
ETL5525AU	30/12/2022	04/01/2023	0.00	41.84	0.00	0.00	0.00	0.00	41.84	0.00	0.00	0.00	0.00	0.00
ETL5525AU	31/03/2023	04/04/2023	0.00	41.60	0.00	0.00	0.00	0.00	41.60	0.00	0.00	0.00	0.00	0.00
ETL5525AU	30/06/2023	18/07/2023	0.00	41.69	0.00	0.00	0.00	0.00	41.69	0.00	0.00	0.00	0.00	0.00
ETL5525AU	30/06/2023	30/06/2023	0.00	(125.13)	125.13	0.00	0.00	0.00	0.00	0.00	125.13	0.00	0.00	0.00
Subtotal			0.00	0.00	125.13	0.00	0.00	0.00	125.13	0.00	125.13	0.00	0.00	0.00
Dimensional 2 Yr Sustainabil Fix Int Trust -AUD														
DFA0002AU	31/12/2022	06/01/2023	0.00	37.24	0.00	0.00	0.00	0.00	37.24	0.00	0.00	0.00	0.00	0.00
DFA0002AU	31/03/2023	06/04/2023	0.00	62.08	0.00	0.00	0.00	0.00	62.08	0.00	0.00	0.00	0.00	0.00

Wrap Tax Statement

Financial Year ended 30/06/2023



Schedule 2 - Distributions and dividends

Asset code	Record date	Receipt date	Franked \$	Unfranked / other \$	Non assessable \$	Cost base reductions \$	Capital gains \$	Foreign income \$	Total \$	Franking credits \$	AMIT cost base decrease/ (increase) \$	Tax Offsets and Credits \$	No TFN withholding tax \$	Non-resident withholding tax \$
DFA0002AU	30/06/2023	07/07/2023	0.00	71.82	0.00	0.00	0.00	0.00	71.82	0.00	0.00	0.00	0.00	0.00
DFA0002AU	30/06/2023	30/06/2023	0.00	(171.13)	171.13	0.00	0.00	0.00	0.00	0.00	171.13	0.00	0.00	0.00
Subtotal			0.00	0.01	171.13	0.00	0.00	0.00	171.14	0.00	171.13	0.00	0.00	0.00
Dimensional 5 Yr Diversif Fixed Int Trust - AUD CI														
DFA0108AU	31/03/2023	06/04/2023	0.00	113.21	0.00	0.00	0.00	0.00	113.21	0.00	0.00	0.00	0.00	0.00
DFA0108AU	30/06/2023	07/07/2023	0.00	137.99	0.00	0.00	0.00	0.00	137.99	0.00	0.00	0.00	0.00	0.00
DFA0108AU	30/06/2023	30/06/2023	0.00	(251.11)	251.08	0.00	0.00	0.03	0.00	0.00	251.08	0.00	0.00	0.00
Subtotal			0.00	0.09	251.08	0.00	0.00	0.03	251.20	0.00	251.08	0.00	0.00	0.00
Fidelity Asia Fund														
FID0010AU	30/06/2023	18/07/2023	0.00	238.84	0.00	0.00	0.00	0.00	238.84	0.00	0.00	0.00	0.00	0.00
FID0010AU	30/06/2023	30/06/2023	0.00	(238.35)	0.00	0.00	0.00	238.35	0.00	0.00	0.00	0.00	0.00	0.00
Subtotal			0.00	0.49	0.00	0.00	0.00	238.35	238.84	0.00	0.00	0.00	0.00	0.00
Investors Mutual Concentrated Aust Share Fund														
IML0010AU	30/12/2022	06/01/2023	0.00	131.25	0.00	0.00	0.00	0.00	131.25	0.00	0.00	0.00	0.00	0.00
IML0010AU	30/06/2023	14/07/2023	0.00	269.58	0.00	0.00	0.00	0.00	269.58	0.00	0.00	0.00	0.00	0.00
IML0010AU	30/06/2023	30/06/2023	229.27	(311.63)	19.34	0.00	0.00	63.02	0.00	154.09	19.34	0.00	0.00	0.00
Subtotal			229.27	89.20	19.34	0.00	0.00	63.02	400.83	154.09	19.34	0.00	0.00	0.00
iShares Core MSCI World Ex Aus ESG Leaders ETF														
IWLD	05/01/2023	18/01/2023	0.00	94.57	0.00	0.00	0.00	0.00	94.57	0.00	0.00	0.00	0.00	0.00
IWLD	30/06/2023	13/07/2023	0.00	277.84	0.00	0.00	0.00	0.00	277.84	0.00	0.00	0.00	0.00	0.00
IWLD	30/06/2023	30/06/2023	0.00	(372.38)	0.00	0.00	176.50	195.88	0.00	0.00	0.00	0.00	0.00	0.00
Subtotal			0.00	0.03	0.00	0.00	176.50	195.88	372.41	0.00	0.00	0.00	0.00	0.00
iShares Core S&P/ASX 200 ETF														
IOZ	05/01/2023	18/01/2023	0.00	200.53	0.00	0.00	0.00	0.00	200.53	0.00	0.00	0.00	0.00	0.00
IOZ	05/04/2023	20/04/2023	0.00	399.50	0.00	0.00	0.00	0.00	399.50	0.00	0.00	0.00	0.00	0.00
IOZ	30/06/2023	13/07/2023	0.00	145.75	0.00	0.00	0.00	0.00	145.75	0.00	0.00	0.00	0.00	0.00

Wrap Tax Statement

Financial Year ended 30/06/2023



Schedule 2 - Distributions and dividends

Asset code	Record date	Receipt date	Franked \$	Unfranked / other \$	Non assessable \$	Cost base reductions \$	Capital gains \$	Foreign income \$	Total \$	Franking credits \$	AMIT cost base decrease/ (increase) \$	Tax Offsets and Credits \$	No TFN withholding tax \$	Non-resident withholding tax \$
IOZ	30/06/2023	30/06/2023	627.32	(656.97)	88.55	0.00	0.00	15.92	74.82	268.13	(74.82)	0.00	0.00	0.00
Subtotal			627.32	88.81	88.55	0.00	0.00	15.92	820.60	268.13	(74.82)	0.00	0.00	0.00
iShares Enhanced Cash ETF														
ISEC	05/01/2023	18/01/2023	0.00	6.54	0.00	0.00	0.00	0.00	6.54	0.00	0.00	0.00	0.00	0.00
ISEC	07/02/2023	20/02/2023	0.00	6.77	0.00	0.00	0.00	0.00	6.77	0.00	0.00	0.00	0.00	0.00
ISEC	07/03/2023	20/03/2023	0.00	6.43	0.00	0.00	0.00	0.00	6.43	0.00	0.00	0.00	0.00	0.00
ISEC	05/04/2023	20/04/2023	0.00	5.79	0.00	0.00	0.00	0.00	5.79	0.00	0.00	0.00	0.00	0.00
ISEC	05/05/2023	17/05/2023	0.00	6.64	0.00	0.00	0.00	0.00	6.64	0.00	0.00	0.00	0.00	0.00
ISEC	02/06/2023	16/06/2023	0.00	7.43	0.00	0.00	0.00	0.00	7.43	0.00	0.00	0.00	0.00	0.00
ISEC	30/06/2023	13/07/2023	0.00	6.28	0.00	0.00	0.00	0.00	6.28	0.00	0.00	0.00	0.00	0.00
ISEC	30/06/2023	30/06/2023	0.00	(3.77)	0.00	0.00	0.00	3.77	0.00	0.00	0.00	0.00	0.00	0.00
Subtotal			0.00	42.11	0.00	0.00	0.00	3.77	45.88	0.00	0.00	0.00	0.00	0.00
Pendal Focus Australian Share Fund														
RFA0059AU	31/12/2022	05/01/2023	0.00	425.05	0.00	0.00	0.00	0.00	425.05	0.00	0.00	0.00	0.00	0.00
RFA0059AU	30/06/2023	07/07/2023	0.00	884.38	0.00	0.00	0.00	0.00	884.38	0.00	0.00	0.00	0.00	0.00
RFA0059AU	30/06/2023	30/06/2023	573.82	(1,160.93)	17.61	0.00	561.04	8.46	0.00	302.13	17.61	0.00	0.00	0.00
Subtotal			573.82	148.50	17.61	0.00	561.04	8.46	1,309.43	302.13	17.61	0.00	0.00	0.00
Schroder Global Value Fund														
SCH0030AU	30/12/2022	06/01/2023	0.00	265.00	0.00	0.00	0.00	0.00	265.00	0.00	0.00	0.00	0.00	0.00
SCH0030AU	30/06/2023	07/07/2023	0.00	288.13	0.00	0.00	0.00	0.00	288.13	0.00	0.00	0.00	0.00	0.00
SCH0030AU	30/06/2023	30/06/2023	0.77	(552.44)	0.00	0.00	827.77	604.69	880.79	0.44	(880.79)	0.00	0.00	0.00
Subtotal			0.77	0.69	0.00	0.00	827.77	604.69	1,433.92 *	0.44	(880.79)	0.00	0.00	0.00
SGH ICE														
ETL0062AU	31/12/2022	11/01/2023	0.00	48.74	0.00	0.00	0.00	0.00	48.74	0.00	0.00	0.00	0.00	0.00
ETL0062AU	30/06/2023	30/06/2023	28.98	(39.16)	4.71	0.00	0.66	4.81	0.00	18.85	4.71	0.00	0.00	0.00
Subtotal			28.98	9.58	4.71	0.00	0.66	4.81	48.74	18.85	4.71	0.00	0.00	0.00

Wrap Tax Statement

Financial Year ended 30/06/2023



Schedule 2 - Distributions and dividends

Asset code	Record date	Receipt date	Franked \$	Unfranked / other \$	Non assessable \$	Cost base reductions \$	Capital gains \$	Foreign income \$	Total \$	Franking credits \$	AMIT cost base decrease/ (increase) \$	Tax Offsets and Credits \$	No TFN withholding tax \$	Non-resident withholding tax \$
Total managed fund and trust distributions			1,663.50	410.87	749.37	0.00	2,043.33	1,254.18	6,121.25	851.88	(294.79)	0.00	0.00	0.00

* The amount of attributable income declared by the Attribution Managed Investment Trust (AMIT) was greater than the amount received in cash for the financial year. Generally, there will be a corresponding upward AMIT adjustment which we apply through an end of year income adjustment.

Section 2 - Dividends

No transactions are recorded during this financial year period.

Section 3 - Investment Related Income

Fund Manager Fee Rebate

	01/02/2023	0.00	0.77	0.00	0.00	0.00	0.00	0.00	0.77	0.00	0.00	0.00	0.00	0.00
	02/02/2023	0.00	0.64	0.00	0.00	0.00	0.00	0.00	0.64	0.00	0.00	0.00	0.00	0.00
	09/02/2023	0.00	0.57	0.00	0.00	0.00	0.00	0.00	0.57	0.00	0.00	0.00	0.00	0.00
	15/02/2023	0.00	1.26	0.00	0.00	0.00	0.00	0.00	1.26	0.00	0.00	0.00	0.00	0.00
	16/03/2023	0.00	0.36	0.00	0.00	0.00	0.00	0.00	0.36	0.00	0.00	0.00	0.00	0.00
	11/05/2023	0.00	5.19	0.00	0.00	0.00	0.00	0.00	5.19	0.00	0.00	0.00	0.00	0.00
	17/05/2023	0.00	5.15	0.00	0.00	0.00	0.00	0.00	5.15	0.00	0.00	0.00	0.00	0.00
	17/05/2023	0.00	5.92	0.00	0.00	0.00	0.00	0.00	5.92	0.00	0.00	0.00	0.00	0.00
	24/05/2023	0.00	8.34	0.00	0.00	0.00	0.00	0.00	8.34	0.00	0.00	0.00	0.00	0.00
	25/05/2023	0.00	6.46	0.00	0.00	0.00	0.00	0.00	6.46	0.00	0.00	0.00	0.00	0.00
	15/06/2023	0.00	3.62	0.00	0.00	0.00	0.00	0.00	3.62	0.00	0.00	0.00	0.00	0.00
Subtotal		0.00	38.28	0.00	0.00	0.00	0.00	0.00	38.28	0.00	0.00	0.00	0.00	0.00

Total investment related income	0.00	38.28	0.00	0.00	0.00	0.00	0.00	0.00	38.28	0.00	0.00	0.00	0.00	0.00
----------------------------------------	-------------	--------------	-------------	-------------	-------------	-------------	-------------	-------------	--------------	-------------	-------------	-------------	-------------	-------------

Wrap Tax Statement

Financial Year ended 30/06/2023



Schedule 3 - Capital gains distributions from a trust

Asset	Record date	Receipt date	Discounted capital gains TARP \$	Discounted capital gains NTARP \$	Concessional capital gains \$	Other capital gains TARP \$	Other capital gains NTARP \$	Discounted foreign capital gains \$	Other foreign capital gains \$	Total \$
Antares Elite Opportunities Fund										
PPL0115AU	30/06/2023	30/06/2023	1.47	132.26	133.73	0.00	0.00	0.00	0.00	267.46
			1.47	132.26	133.73	0.00	0.00	0.00	0.00	267.46
ClearBridge RARE Infra Income Fund - Hedged - CI A										
TGP0016AU	30/06/2023	30/06/2023	0.00	104.91	104.91	0.00	0.08	0.00	0.00	209.90
			0.00	104.91	104.91	0.00	0.08	0.00	0.00	209.90
iShares Core MSCI World Ex Aus ESG Leaders ETF										
IWLD	30/06/2023	30/06/2023	0.00	88.25	88.25	0.00	0.00	0.00	0.00	176.50
			0.00	88.25	88.25	0.00	0.00	0.00	0.00	176.50
Pendal Focus Australian Share Fund										
RFA0059AU	30/06/2023	30/06/2023	3.53	276.99	280.52	0.00	0.00	0.00	0.00	561.04
			3.53	276.99	280.52	0.00	0.00	0.00	0.00	561.04
Schroder Global Value Fund										
SCH0030AU	30/06/2023	30/06/2023	0.00	85.92	85.92	0.00	655.93	0.00	0.00	827.77
			0.00	85.92	85.92	0.00	655.93	0.00	0.00	827.77
SGH ICE										
ETL0062AU	30/06/2023	30/06/2023	0.33	0.00	0.33	0.00	0.00	0.00	0.00	0.66
			0.33	0.00	0.33	0.00	0.00	0.00	0.00	0.66
Total capital gains distributions from a trust			5.33	688.33	693.66	0.00	656.01	0.00	0.00	2,043.33

Wrap Tax Statement

Financial Year ended 30/06/2023



Schedule 4 - Foreign source income

Asset	Record date	Receipt date	Foreign income \$	Foreign capital gains income \$	Foreign tax offset \$	Aust franking credits from NZ company \$	No TFN withholding tax \$	Non-resident withholding tax \$
Section 1 - Managed Fund and Trust Distributions								
Antares Elite Opportunities Fund								
PPL0115AU	30/06/2023	30/06/2023	2.61	0.00	0.64	0.00	0.00	0.00
Subtotal			2.61	0.00	0.64	0.00	0.00	0.00
ClearBridge RARE Infra Income Fund - Hedged - CIA								
TGP0016AU	30/06/2023	30/06/2023	116.64	0.00	39.98	0.00	0.00	0.00
Subtotal			116.64	0.00	39.98	0.00	0.00	0.00
Dimensional 5 Yr Diversif Fixed Int Trust - AUD CI								
DFA0108AU	30/06/2023	30/06/2023	0.03	0.00	0.00	0.00	0.00	0.00
Subtotal			0.03	0.00	0.00	0.00	0.00	0.00
Fidelity Asia Fund								
FID0010AU	30/06/2023	30/06/2023	238.35	0.00	37.94	0.00	0.00	0.00
Subtotal			238.35	0.00	37.94	0.00	0.00	0.00
Investors Mutual Concentrated Aust Share Fund								
IML0010AU	30/06/2023	30/06/2023	63.02	0.00	0.60	0.00	0.00	0.00
Subtotal			63.02	0.00	0.60	0.00	0.00	0.00
iShares Core MSCI World Ex Aus ESG Leaders ETF								
IWLD	30/06/2023	30/06/2023	195.88	0.00	29.77	0.00	0.00	0.00
Subtotal			195.88	0.00	29.77	0.00	0.00	0.00
iShares Core S&P/ASX 200 ETF								
IOZ	30/06/2023	30/06/2023	15.92	0.00	0.92	0.00	0.00	0.00
Subtotal			15.92	0.00	0.92	0.00	0.00	0.00
iShares Enhanced Cash ETF								
ISEC	30/06/2023	30/06/2023	3.77	0.00	0.02	0.00	0.00	0.00
Subtotal			3.77	0.00	0.02	0.00	0.00	0.00

Wrap Tax Statement

Financial Year ended 30/06/2023



Schedule 4 - Foreign source income

Asset	Record date	Receipt date	Foreign income \$	Foreign capital gains income \$	Foreign tax offset \$	Aust franking credits from NZ company \$	No TFN withholding tax \$	Non-resident withholding tax \$
Pendal Focus Australian Share Fund								
RFA0059AU	30/06/2023	30/06/2023	8.46	0.00	0.00	0.00	0.00	0.00
Subtotal			8.46	0.00	0.00	0.00	0.00	0.00
Schroder Global Value Fund								
SCH0030AU	30/06/2023	30/06/2023	604.69	0.00	87.29	0.00	0.00	0.00
Subtotal			604.69	0.00	87.29	0.00	0.00	0.00
SGH ICE								
ETL0062AU	30/06/2023	30/06/2023	4.81	0.00	1.22	0.00	0.00	0.00
Subtotal			4.81	0.00	1.22	0.00	0.00	0.00
Total managed fund and trust distributions			1,254.18	0.00	198.38	0.00	0.00	0.00

Section 2 - Dividends

No transactions are recorded during this financial year period.

Summary of foreign source income

	Foreign income \$	Foreign tax offset \$	Gross foreign source income \$
Managed fund and trust distributions	1,254.18	198.38	1,452.56
Dividends	0.00	0.00	0.00
Total	1,254.18	198.38	1,452.56

There is a limit to the quantum of foreign income tax offsets that may be claimed, including instances where a foreign tax offset relates to a discounted capital gain. Please seek independent tax advice.

iShares Core Composite Bond ETF

ARSN 154 626 767
BlackRock Investment Management (Australia) Limited
ABN 13 006 165 975 AFSL 230523

Update your information:

 www.investorcentre.com/au/contact

 Computershare Investor Services Pty Limited
GPO Box 2975 Melbourne
Victoria 3001 Australia
Enquiries: (within Australia) 1-300-ishare (474 273)
(international) +61 3 9415 4695

027087 000 IAF



WALLS SUPER QLD PTY LTD
<WALLS FAMILY SUPER FUND A/C>
PO BOX 672
KALLANGUR QLD 4503

TFN/ABN Status: Quoted
Holder Identification Number (HIN)

HIN WITHHELD

ATTRIBUTION MANAGED INVESTMENT TRUST MEMBER ANNUAL TAX STATEMENT FOR YEAR ENDED 30 JUNE 2023

The following tax return items are valid for Australian resident individual unitholders only.

PART A – SUMMARY OF 2023 TAX RETURN (SUPPLEMENTARY SECTION) ITEMS			
Item	Tax Return Label	Tax Attribution Amount	
Share of non-primary production income	13U	\$26.21	
Franked distributions from trusts	13C	\$0.00	
Share of franking credits from franked dividends	13Q	\$0.00	
Share of credit for TFN amounts withheld	13R	\$0.00	
Share of credit for foreign resident withholding amounts	13A	\$0.00	
Net capital gain	18A	\$0.00	
Total current year capital gains	18H	\$0.00	
Assessable foreign source income	20E	\$4.86	
Other net foreign source income	20M	\$4.86	
Foreign income tax offset	20O	\$0.00	
PART B – COMPONENTS OF DISTRIBUTION			
Item	Cash Distribution	Tax Paid/Offsets	Tax Attribution
Australian income			
Unfranked distributions			\$0.00
Unfranked CFI distributions			\$0.00
Interest (subject to non resident WHT)			\$4.28
Interest (not subject to non resident WHT)			\$21.93
Other income - clean building MIT income			\$0.00
Other income - excluded from NCMI			\$0.00
Other income - NCMI			\$0.00
Other income			\$0.00
Non primary production income			\$26.21
Franked distributions		\$0.00	\$0.00
Capital gains			
Discounted capital gains TAP - clean building MIT income			\$0.00
Discounted capital gains TAP - excluded from NCMI			\$0.00
Discounted capital gains TAP - NCMI			\$0.00
Discounted capital gains TAP			\$0.00
Discounted capital gains NTAP			\$0.00
Capital gains – other method TAP - clean building MIT income			\$0.00
Capital gains – other method TAP - excluded from NCMI			\$0.00
Capital gains – other method TAP - NCMI			\$0.00
Capital gains – other method TAP			\$0.00
Capital gains – other method NTAP			\$0.00
Net capital gain			\$0.00
AMIT CGT gross up amount			\$0.00
Total current year capital gains			\$0.00
Foreign income			
Assessable foreign source income		\$0.00	\$4.86
Other non-assessable amounts			
Non-assessable non-exempt amount			\$0.00
Gross amount	\$31.07		\$31.07
AMIT cost base net amount - excess (reduce cost base)			\$0.00
AMIT cost base net amount - shortfall (increase cost base)			\$0.00
Less TFN amounts withheld	\$0.00		
Less non-resident withholding tax			
- Interest / dividend amounts withheld	\$0.00		
- Fund payment amounts withheld	\$0.00		
Net cash distribution	\$31.07		

To assist you in completing your tax return, you may refer to the iShares tax booklet available here:

<https://www.blackrock.com/au/individual/literature/tax-information/australian-tax-booklet-for-australian-domiciled-ishares-etfs-en-au.pdf>

All Registry communications to:
C/- Link Market Services Limited
Locked Bag A14, Sydney South, NSW, 1235
Telephone: 1300 665 385
ASX Code: STW
Security Code: STW
Email: SPDR@linkmarketservices.com.au
Website: www.linkmarketservices.com.au

Your details

 036 019833

WALLS SUPER QLD PTY LTD
<WALLS FAMILY SUPER FUND A/C>
PO BOX 672
KALLANGUR QLD 4503

Part A:

Statement Date: 26 July 2023

Reference No.: X***5043**

**Attribution Managed Investment Trust Member Annual
Statement for the year ended 30 June 2023**

Part B: Summary of 2023 tax return (supplementary section) items for a resident individual

Item	Amount	Tax return label
Share of net income from trusts, less net capital gains, foreign income and franked distributions	\$21.30	13U
Franked distribution from trusts	\$348.18	13C
Share of franking credits from franked dividends	\$106.01	13Q
Share of credit for tax file number amounts withheld from interest, dividends and unit trust distributions	\$0.00	13R
Share of credit for foreign resident withholding amounts (excluding capital gains)	\$0.00	13A
Net capital gain	\$0.00	18A
Total current year capital gains	\$0.00	18H
CFC Income	\$0.00	19K
Assessable foreign source income	\$5.40	20E
Other net foreign source income	\$5.40	20M
Australian franking credits from a New Zealand franking company	\$0.00	20F
Foreign income tax offset *	\$0.54	20O

*To work out your foreign income tax offset (FITO) entitlement, see 20 Foreign source income and foreign assets or property or the Guide to foreign tax offset rules 2023.

Part B: Capital gains tax information - Additional information for item 18

	Amount	
Capital gains - discounted method	\$0.00	(gross amount)
Capital gains - other method	\$0.00	
Total current year capital gains	\$0.00	

Part C: Components of attribution	Cash Distributions	Tax paid or Franking credit (gross up)	Attributable amount
Australian Income			
Interest (subject to non - resident withholding tax)			\$0.77
Interest (not subject to non - resident withholding tax)			\$0.00
Dividends - unfranked amount declared to be CFI			\$14.41
Dividends - unfranked amount not declared to be CFI			\$2.01
Other assessable Australian income (Other)			\$4.05
Other assessable Australian income (NCMI)			\$0.03
Other assessable Australian income (Excluded from NCMI)			\$0.03
Other assessable Australian income (CBMI)			\$0.00
Non-primary production income			\$21.30
Dividends - Franked amount		\$106.01	\$348.18
Capital Gains			
Capital gains – Discounted method TAP (Other)			\$0.00
Capital gains – Discounted method TAP (NCMI)			\$0.00
Capital gains – Discounted method TAP (Excluded from NCMI)			\$0.00
Capital gains – Discounted method TAP (CBMI)			\$0.00
Capital gains - Discounted method NTAP			\$0.00
Taxable foreign capital gains - Discounted method		\$0.00	\$0.00
Capital gains – Other method TAP (Other)			\$0.00
Capital gains – Other method TAP (NCMI)			\$0.00
Capital gains – Other method TAP (Excluded from NCMI)			\$0.00
Capital gains – Other method TAP (CBMI)			\$0.00
Capital gains - Other method NTAP			\$0.00
Taxable foreign capital gains - Other method		\$0.00	\$0.00
Net Capital Gains		\$0.00	\$0.00
AMIT CGT gross up amount			\$0.00
Other capital gains distribution			\$0.00
Total current year capital gains		\$0.00	\$0.00
Foreign Income			
Other net foreign source income		\$0.54	\$5.40
Assessable foreign source income		\$0.54	\$5.40
Australian franking credit from a New Zealand franking company		\$0.00	\$0.00
CFC income			\$0.00
Total foreign income		\$0.54	\$5.40
Other Non-assessable Amounts			Amount
Net exempt income			\$0.00
Non-assessable non-exempt amount			\$0.00
Other non-attributable amounts			\$2.62
Total Non-Assessable amounts			\$2.62
Gross Cash Distribution			
	\$270.95		
Less: TFN amounts withheld	\$0.00		
Less: Non-resident tax withheld on interest and dividends	\$0.00		
Less: Non-resident tax withheld on fund payments	\$0.00		
Net Cash Distribution	\$270.95		
Part D: Tax offsets			
Tax offsets			Amount
Franking credit tax offset from Australian resident companies			\$106.01
Foreign income tax offset - Other net foreign source income			\$0.54
Foreign income tax offset - Taxable foreign capital gains - Discounted method			\$0.00
Foreign income tax offset - Taxable foreign capital gains - Other method			\$0.00
Australian franking credit from a New Zealand franking company			\$0.00
Total tax offsets			\$106.55
Part E: Attribution Managed Investment Trust ('AMIT') cost base adjustments			Amount
AMIT cost base net amount - excess (decrease cost base)			\$2.62
AMIT cost base net amount - shortfall (increase cost base)			\$0.00

To view or change your details, please visit our investor website at www.linkmarketservices.com.au

Walls Family Super Fund

Dividend Reconciliation Report

For The Period 01 July 2022 - 30 June 2023

Date	Net Payment Received	Australian Income			Foreign Income			Withheld		
		Unfranked	Franked	Franking Credits	Foreign Income	Foreign Credits	NZ Credits	TFN Withheld	Non-Resident	LIC Deduction
Shares in Listed Companies (Australian)										
BOQ.AX Bank Of Queensland Limited.										
17/11/2022	272.40	0.00	272.40	116.74						
	272.40	0.00	272.40	116.74						
VEU.AX Vanguard All-world Ex-us Shares Index Etf										
20/07/2022	147.95				211.35				63.40	
18/10/2022	72.00				102.86				30.86	
	219.95				314.21				94.26	
VTS.AX Vanguard Us Total Market Shares Index Etf										
22/07/2022	96.10				137.28				41.18	
24/10/2022	110.07				157.24				47.17	
	206.17				294.52				88.35	
	698.52	0.00	272.40	116.74	608.73				182.61	

Walls Family Super Fund
Dividend Reconciliation Report

For The Period 01 July 2022 - 30 June 2023

Date	Net Payment Received	Australian Income			Foreign Income			Withheld		
		Unfranked	Franked	Franking Credits	Foreign Income	Foreign Credits	NZ Credits	TFN Withheld	Non-Resident	LIC Deduction
TOTAL	698.52	0.00	272.40	116.74	608.73				182.61	

Tax Return Reconciliation

	Totals	Tax Return Label
Unfranked	0.00	J
Franked Dividends	272.40	K
Franking Credits	116.74	L

Tax History

◀ **View:** BOQ, X*****5043 (WALLS SUPER QLD PTY LTD <WALLS FAMILY SUPER FUND A/C>)

Note: this tax history does not cover Employee Plan transactions. Please see Tax Statements for Employee Plan details.

Date range from (dd/mm/yyyy)  **to** (dd/mm/yyyy) 

Displaying Income & Tax History from 01 Jul 2022 to 30 Jun 2023

Payment Date	Issuer	HIN/SRN EMP ID	Payment Type	Franked Amount	Unfranked Amount	Gross Amount	Withholding Tax	Net Amount	Franking Credit
17/11/2022	BOQ	X*****5043	Dividend (AUD/AUS)	272.40	0.00	272.40	0.00	272.40	116.74

Viewing 1 - 1 of 1

All material copyright © 2023 Link Market Services Limited

Ask us now 

007220 000 VEU



WALLS SUPER QLD PTY LTD
 <WALLS FAMILY SUPER FUND A/C>
 PO BOX 672
 KALLANGUR QLD 4503

Holder Identification Number (HIN)

HIN WITHHELD

ASX Code	VEU
TFN/ABN Status	Not Required
Record Date	23 June 2022
Payment Date	20 July 2022

**Vanguard All-World ex-US Shares Index ETF
 Dividend Payment for the Period Ending 30 June 2022
 Direct Credit Advice**

Class Description	Rate Per Security	Securities Held	Total Dividend (US\$)
ETF	\$0.5780	248	\$143.34

Gross Amount (US\$):	\$143.34
Non-resident withholding tax (US\$):	\$43.00
NET PAYMENT (US\$):	\$100.34
NET PAYMENT (AUD\$):	\$147.95

Currency Conversion Rate
 1 US\$ = AUD\$1.474513

A withholding tax of 30% has been applied to the dividend payment.

Note: You should retain this statement to assist you in preparing your tax return. Please keep this in a safe place as a charge may be levied for a replacement. If you require a payment to be re-issued, you may be charged an administrative fee which will be deducted from your payment. Fees are applicable to certain types of payments valued at over \$100 AUD.

For additional information regarding the dividend, including estimated tax components and Fund Payment information, please visit the Announcements section of the Vanguard Investments Australia web page www.vanguard.com.au/etf

Your Payment Instruction

Bank: MACQUARIE BANK LTD
 BSB: 182-512
 ACC: XXXXXXXX55

Amount Deposited

AUD\$147.95

If payment cannot be made to the above instruction, a Direct Credit form will be forwarded to your registered address and your dividend entitlement shown above will be held as a non-interest bearing deposit until your new direct credit instructions are received.

F 004559 000 VEU



WALLS SUPER QLD PTY LTD
<WALLS FAMILY SUPER FUND A/C>
PO BOX 672
KALLANGUR QLD 4503

Holder Identification Number (HIN)**HIN WITHHELD**

ASX Code	VEU
TFN/ABN Status	Not Required
Record Date	21 September 2022
Payment Date	18 October 2022

Vanguard All-World ex-US Shares Index ETF
Dividend Payment for the Period Ending 30 September 2022
Direct Credit Advice

Class Description	Rate Per Security	Securities Held	Total Dividend (US\$)
ETF	\$0.2613	248	\$64.80

Gross Amount (US\$):	\$64.80
Non-resident withholding tax (US\$):	\$19.44
NET PAYMENT (US\$):	\$45.36
NET PAYMENT (AUD\$):	\$72.00

Currency Conversion Rate
1 US\$ = AUD\$1.587302

A withholding tax of 30% has been applied to the dividend payment.

Note: You should retain this statement to assist you in preparing your tax return. Please keep this in a safe place as a charge may be levied for a replacement. If you require a payment to be re-issued, you may be charged an administrative fee which will be deducted from your payment. Fees are applicable to certain types of payments valued at over \$100 AUD.

For additional information regarding the dividend, including estimated tax components and Fund Payment information, please visit the Announcements section of the Vanguard Investments Australia web page www.vanguard.com.au/etf

Your Payment Instruction

Bank: MACQUARIE BANK LTD
BSB: 182-512
ACC: XXXXXXXX55

Amount Deposited**AUD\$72.00**

If payment cannot be made to the above instruction, a Direct Credit form will be forwarded to your registered address and your dividend entitlement shown above will be held as a non-interest bearing deposit until your new direct credit instructions are received.

010969 000 VTS



WALLS SUPER QLD PTY LTD
 <WALLS FAMILY SUPER FUND A/C>
 PO BOX 672
 KALLANGUR QLD 4503

Holder Identification Number (HIN)

HIN WITHHELD

ASX Code	VTS
TFN/ABN Status	Not Required
Record Date	27 June 2022
Payment Date	22 July 2022

**Vanguard US Total Market Shares Index ETF
 Dividend Payment for the Period Ending 30 June 2022
 Direct Credit Advice**

Class Description	Rate Per Security	Securities Held	Total Dividend (US\$)
ETF	\$0.7491	125	\$93.64

Gross Amount (US\$):	\$93.64
Non-resident withholding tax (US\$):	\$28.09
NET PAYMENT (US\$):	\$65.55
NET PAYMENT (AUD\$):	\$96.10

Currency Conversion Rate
 1 US\$ = AUD\$1.466061

A withholding tax of 30% has been applied to the dividend payment.

Note: You should retain this statement to assist you in preparing your tax return. Please keep this in a safe place as a charge may be levied for a replacement. If you require a payment to be re-issued, you may be charged an administrative fee which will be deducted from your payment. Fees are applicable to certain types of payments valued at over \$100 AUD.

For additional information regarding the dividend, including estimated tax components and Fund Payment information, please visit the Announcements section of the Vanguard Investments Australia web page www.vanguard.com.au/etf

Your Payment Instruction

Bank: MACQUARIE BANK LTD
 BSB: 182-512
 ACC: XXXXXXXX55

Amount Deposited

AUD\$96.10

If payment cannot be made to the above instruction, a Direct Credit form will be forwarded to your registered address and your dividend entitlement shown above will be held as a non-interest bearing deposit until your new direct credit instructions are received.

F 009404 000 VTS



WALLS SUPER QLD PTY LTD
<WALLS FAMILY SUPER FUND A/C>
PO BOX 672
KALLANGUR QLD 4503

Holder Identification Number (HIN)**HIN WITHHELD**

ASX Code	VTS
TFN/ABN Status	Not Required
Record Date	27 September 2022
Payment Date	24 October 2022

Vanguard US Total Market Shares Index ETF
Dividend Payment for the Period Ending 30 September 2022
Direct Credit Advice

Class Description	Rate Per Security	Securities Held	Total Dividend (US\$)
ETF	\$0.7955	125	\$99.44

Gross Amount (US\$):	\$99.44
Non-resident withholding tax (US\$):	\$29.83
NET PAYMENT (US\$):	\$69.61
NET PAYMENT (AUD\$):	\$110.07

Currency Conversion Rate
1 US\$ = AUD\$1.581278

A withholding tax of 30% has been applied to the dividend payment.

Note: You should retain this statement to assist you in preparing your tax return. Please keep this in a safe place as a charge may be levied for a replacement. If you require a payment to be re-issued, you may be charged an administrative fee which will be deducted from your payment. Fees are applicable to certain types of payments valued at over \$100 AUD.

For additional information regarding the dividend, including estimated tax components and Fund Payment information, please visit the Announcements section of the Vanguard Investments Australia web page www.vanguard.com.au/etf

Your Payment Instruction

Bank: MACQUARIE BANK LTD
BSB: 182-512
ACC: XXXXXXXX55

Amount Deposited**AUD\$110.07**

If payment cannot be made to the above instruction, a Direct Credit form will be forwarded to your registered address and your dividend entitlement shown above will be held as a non-interest bearing deposit until your new direct credit instructions are received.

Walls Family Super Fund

General Ledger

As at 30 June 2023

Transaction Date	Description	Units	Debit	Credit	Balance \$
Rental Income (28000)					
Rent Received - 7/48 Flinders Parade, North Lakes (000021)					
05/07/2022	Direct Credit AIR CONDITIONI NG ACDTRADE			1,752.34	1,752.34 CR
01/08/2022	Direct Credit AIR CONDITIONI NG ACDTRADE			1,752.34	3,504.68 CR
01/09/2022	Direct Credit AIR CONDITIONI NG ACDTRADE			1,752.34	5,257.02 CR
16/11/2022	BANK OF QLD SHED LEASE 50			1,674.00	6,931.02 CR
16/12/2022	BANK OF QLD SHED LEASE 50			1,674.00	8,605.02 CR
16/01/2023	BANK OF QLD SHED LEASE 50			1,674.00	10,279.02 CR
16/02/2023	BANK OF QLD SHED LEASE 50			1,674.00	11,953.02 CR
16/03/2023	BANK OF QLD SHED LEASE 50			1,674.00	13,627.02 CR
17/04/2023	BANK OF QLD SHED LEASE 50			1,674.00	15,301.02 CR
16/05/2023	BANK OF QLD SHED LEASE 50			1,674.00	16,975.02 CR
				16,975.02	16,975.02 CR
Property Expenses - Council Rates (41960)					
Council Rates (7/48FLINDERS)					
28/08/2022	BPAY MBRC RATES IB2-34108236		622.43		622.43 DR
23/11/2022	BPAY MBRC RATES IB2-40135944		623.41		1,245.84 DR
20/01/2023	BPAY TO MBRC RATES BP		621.89		1,867.73 DR
21/04/2023	BPAY MBRC RATES IB2-32729884		620.80 ✓		2,488.53 DR
31/05/2023	as per Settlement Stt			204.66	2,283.87 DR
			2,488.53	204.66	2,283.87 DR
Property Expenses - Insurance Premium (41980)					
7/48 Flinders Parade, North Lakes (7/48FLINDERS)					
07/06/2023	Direct Credit Insurance Advi se IA Refund-BPK cxl (Insurance Refund)			34.29	34.29 CR
07/06/2023	Direct Credit Insurance Advi se IA Refund-BPK cxl (Insurance Refund)			3.39	37.68 CR
				37.68	37.68 CR
Property Expenses - Body Corporate Fees (42100)					
7/48 Flinders Parade, North Lakes (7/48FLINDERS)					
06/07/2022	BPAY DEFT PAYMENTS IB2-61408303		768.18		768.18 DR
07/09/2022	BPAY DEFT PAYMENTS IB2-10550840		698.75		1,466.93 DR
05/12/2022	BPAY DEFT PAYMENTS IB2-82887424		698.75		2,165.68 DR
25/03/2023	BPAY DEFT PAYMENTS IB2-93077756		730.17		2,895.85 DR
31/05/2023	as per Settlement Stt			240.72 ✓	2,655.13 DR
			2,895.85	240.72	2,655.13 DR
Property Expenses - Water Rates (42150)					
7/48 Flinders Parade, North Lakes (7/48FLINDERS)					
07/09/2022	BPAY UNITYWATER IB2-10554220		229.06		229.06 DR
12/12/2022	BPAY UNITYWATER IB2-23552096		243.38		472.44 DR
25/03/2023	BPAY UNITYWATER IB2-93078716		240.77 ✓		713.21 DR
31/05/2023	as per Settlement Stt		235.52 ✓		948.73 DR

Walls Family Super Fund

General Ledger

As at 30 June 2023

Transaction Date	Description	Units	Debit	Credit	Balance \$
			948.73		948.73 DR

Total Debits: 6,333.11

Total Credits: 17,458.08

Rate notice

Moreton Bay
Regional Council



Customer Service Centres

Caboolture - 2 Hasking Street, Caboolture
Redcliffe - 1 Irene Street, Redcliffe
Strathpine - 220 Gympie Road, Strathpine

Postal Address

PO BOX 159
Caboolture QLD 4510

Customer Service

Ph: 1300 522 192

ABN: 92 967 232 136

www.moretonbay.qld.gov.au



P097MBCRAT97_A4MA02/E-875/S-965/I-1929/
Walls Super (QLD) Pty Ltd TTE
140 Griffith Road
NEWPORT QLD 4020

This information was prepared on 31 March 2023 for the period
1 April 2023 to 30 June 2023

Property number: 678794

Property location:

Unit 7 48 Flinders Parade
NORTH LAKES QLD 4509

Property description: Lot 7 SP 299324

Valuation: \$29,415

Rating category: General Rate - Category LC1 (Light Commercial)

Rate notice summary

Issue date: 11 April 2023

Your last bill		\$621.89
Payments / adjustments		\$-621.89
Opening balance	=	\$0.00
New rates and charges	+	\$620.80
Total due	=	\$620.80 ✓
Due date		11 May 2023

PAID 21/4



Do it online with My Account

Get rate notices sent directly to your inbox and make other account changes.

Scan the QR code or visit www.mbrc.qld.gov.au/rates



Easy ways to pay



BPAY

Billers code: 339457

Reference number: 50 1824 0320 0678 7943



PHONE

Call (07) 3480 6349 (Mastercard and Visa only)

Reference number: 50 1824 0320 0678 7943



Post
Billpay



*2471 501824032006787943



IN PERSON

Pay at any of Council's Customer Service Centres
Mon to Fri 8.30am - 5pm



ONLINE

Scan the QR code or visit

www.mbrc.qld.gov.au/pay-your-rates



MAIL

Send your payment and remittance advice to:

Moreton Bay Regional Council

PO Box 159,

CABOOLTURE QLD 4510

Payment assistance

If you are having difficulty paying, please call Council as soon as possible so we can assist you in setting up a payment plan schedule or visit www.mbrc.qld.gov.au/rates

Activity since last bill

Last bill	\$621.89	
Payment / adjustments		
22-Jan-2023	Payment Received Thank You	\$-621.89
Account balance	\$0.00	A

New charges

Council rates and charges

Description	Amount
General Rate - Category LC1 (Light Commercial) (Minimum General Rate Applied)	\$385.00
Regional Infrastructure and Environment Charge (Infrastructure \$19.50 and Environment \$5.50)	\$25.00
Special Charge - Commercial Waste Management (121.00 [Fixed Amount]) / 4 [Bills per year]	\$30.25
Special Charge - North Lakes Enhanced Services (150.00 [Fixed Amount]) / 4 [Bills per year]	\$37.50
Total Council rates and charges	\$477.75

State Government charges

Description	Amount
Emergency Management Levy - Group 3A	\$143.05
Total State Government charges	\$143.05

Total new charges \$620.80 **B**

A + **B** = Total due

Pensioner rebates only apply to the proportion of the property owned by an eligible pensioner. If a property is owned by two or more owners and not all are eligible pensioners, a pro rata amount of the rebate will be applied in accordance with the proportion of the property owned by an eligible pensioner. Pensioner rebates will only display above for those eligible, if you believe you are eligible please contact council.

Important information

Interest

From 1 July 2022 to 30 June 2023 interest charges of 8% per annum, compounding daily, will apply to any amount not paid by the due date.

Rate Recovery Process

Where rates and charges remain outstanding after the due date, interest will be charged and a reminder notice will be issued requesting payment. Where rates and charges remain unpaid after the reminder period, further recovery action will commence. Debt recovery action can include, but is not limited to, referral to an external debt recovery agent. In accordance with Section 134 of the *Local Government Regulation 2012* Council may also undertake court proceedings to recover overdue rates and charges.

State Government Waste Levy

The State Government has paid an amount of \$17,625,982 in the 2022/23 Financial Year to Council to mitigate the impact of the Queensland Waste Levy on households.

State Government Emergency Management Levy

This Levy is a State Government charge, levied in accordance with the *Fire and Emergency Services Act 1990*, and supporting regulations. Please refer to these documents for full details of property classification and contribution amounts.

Valuations

The valuation used for rating purposes is provided by the Department of Natural Resources. For further information about the valuation that has been applied to your property visit:

www.resources.qld.gov.au/land-property

Translating and Interpreting Services



If you require an interpreter, please call TIS National on 131450.



Help for people with hearing or speech difficulties. Contact Moreton Bay Regional Council through the National Relay Service (NRS). For more information, visit the NRS website to choose your preferred access point; or call the NRS Helpdesk on 1800 555 660 or text 0416 001 350 for assistance.

Payment remittance slip

For payments by mail please send this portion with cheque/money order payable to:

Moreton Bay Regional Council
PO Box 159,
Caboolture QLD 4510

Property Number: 678794

Property Location: Unit 7 48 Flinders Parade NORTH LAKES QLD 4509

Barcode:



*2471 501824032006787943

Payment Amount: \$620.80



32VXCG7FL6-BP03



BPAY Receipt

Receipt Number	32729884
Account Number	21627075
Account Type	Walls SMSF Superannuation
Biller Code	339457
Biller Name	MBRC RATES
Customer Reference	501824032006787943
Payment Amount	\$620.80
Payment Frequency	Once Only
Payment Date	21/04/2023
SMS Alert Notification	N

Your BPAY payment has been processed



Unitywater

Serving you today,
investing in tomorrow.



Walls Super (Qld) Pty Ltd as TTE
140 Griffith Rd
NEWPORT QLD 4020

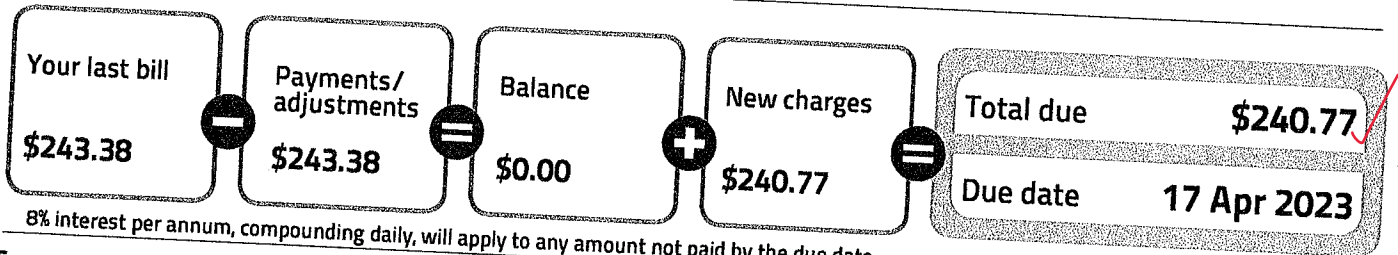
WATER AND SEWERAGE YOUR BILL

1300 086 489
Emergencies and faults 24 Hours, 7 days
Account enquiries 8am-5pm Mon-Fri
unitywater.com
ABN 89 791 717 472

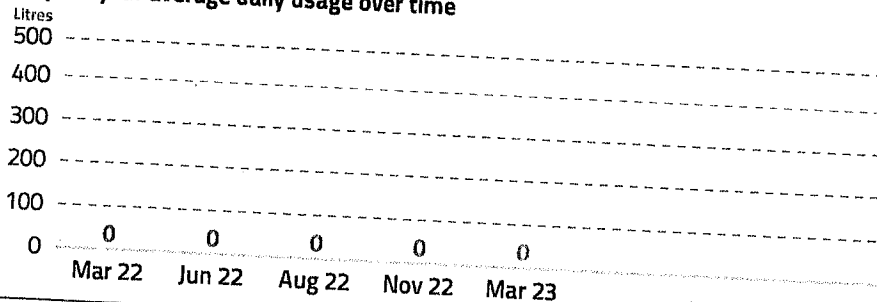
Account number	100011627
Payment reference	1000 1162 75
Property	Unit 7/48 Flinders Pde, NORTH LAKES, QLD

Bill number	7124160329
Billing period	01 Dec 2022 92 days to 2 Mar 2023
Issue date	14 Mar 2023
Approximate date of next meter reading	30 May 2023

Your account activity



Compare your average daily usage over time



PAID

25/3/23

There's only so much phone chat
about the weather you can take.

Do it all online faster and easier with MyAccount.

Tap into MyAccount



Easy ways to pay For other payment options - see over

BPAY*
Biller Code: 130393
Ref: 1000 1162 75

Contact your bank or financial institution
to pay from your cheque, savings, debit,
credit card or transaction account.

Find out more at bpay.com.au

*Registered to BPAY Pty Ltd ABN 69 079 137 518



Direct Debit
Login to My Account at
unitywater.com to set up
automatic payments from your
bank account or credit card or
call us for assistance.

SmoothPay

Smooth out your bill payments across
the year with regular fortnightly or
monthly payments, interest free.
Find out more at
unitywater.com/smoothpay

Your account details



1300 086 489
Account enquiries

8am-5pm Mon-Fri

Water meter details 1 kilolitre (kL) = 1000 litres (L)

Meter ID	Previous read date	Previous reading (kL)	Current read date	Current reading (kL)	Usage (kL)	No. of days	Average daily usage (L)
UE1708070W	30 Nov 22	5	2 Mar 23	5	0	92	0.0
Total water usage					0	92	0.0

Activity since last bill

Last bill	\$243.38
Payments / adjustments	-\$243.38
13 Dec 2022 CBA BPAY BPAY 12/12/2022	\$0.00 ¹
Account balance	

Water and Sewerage Charges

Lot 7 Plan SP299324 Installation ID 223164310168

Unitywater (local government distributor-retailer price)

	Period	SU% x No.	x Days	x Price/day	
Fixed Access Charges	01 Dec 22 to 02 Mar 23	1	92	\$0.874	\$80.41
Water Access 20mm	01 Dec 22 to 02 Mar 23	0.9	1	\$1.937	\$160.36
Sewerage Access - 20mm					
				Water subtotal	\$80.41
				Sewerage subtotal	\$160.36
					\$240.77 ²
New water and sewerage charges					\$240.77
Total Due = ¹ + ²					

Important information

Payment assistance
If you are having difficulty paying, please call Unitywater as soon as you receive your bill and before its due date to discuss how we can help.

Changing contact details
Login to My Account at unitywater.com for quick, easy changes online 24/7 or call us during business hours.

Pensioners
If you own and live at your property and have an eligible concession card, you may apply for a pensioner rebate. Please call Unitywater or fill out our easy online form at unitywater.com/pensioner

Credit card payments
Only MasterCard and Visa are accepted. A credit card surcharge may apply to your payment. Learn more at unitywater.com/creditcard

Interest on overdue amounts
Interest of 8% per annum, compounding daily, will apply to any amount not paid by the due date.

Water efficiency
For water efficiency tips, visit unitywater.com/water-tips

Interpreter service 13 14 50

当您需口译员时, 请致电 13 14 50。
اتصل على الرقم 13 14 50 عندما تكون بحاجة إلى مترجم فوري.
Khi bạn cần thông ngôn, xin gọi số 13 14 50
방역사가 필요하시면 13 14 50 으로 연락하십시오.
Quando necessita un intérprete llame al 13 14 50

Privacy policy
We've updated our privacy policy so that we can deliver improved services with trusted partners. Visit unitywater.com/privacy

International calls
+ 61 7 5431 8333

unitywater.com
PO Box 953
Caboolture QLD 4510
1300 086 489

More payment options



Credit card by phone or online
To make a one-off credit card (Visa or MasterCard only) payment call 1300 047 763 or go to unitywater.com.
A credit card surcharge may apply.
Ref: 1000 1162 75



Cheques by mail
Send this portion with your cheque payable to: Unitywater, Locked Bag 2, Maroochydore BC QLD 4558




In person, by phone or online
Billpay Code: 4028
Ref: 1000 1162 75
Pay in person at any post office, call 13 18 16, or go to postbillpay.com.au



*4028 1000116275 00024077

Account number	100011627
Payment reference	1000 1162 75
Total due	\$240.77
Due date	17 Apr 2023



ACE BODY CORPORATE MANAGEMENT
PROFESSIONAL PERSONAL SERVICE

Franchisee: RC & CC Pty Ltd t/a Ace Body Corporate Management (Sunshine Coast)
 Phone: (07) 3886 2769 Mob: 0402 603 329
 PO Box 267 North Lakes 4509
 sunshinecoast@acebodycorp.com.au www.acebodycorp.com.au
 ABN 50 571 690 010

Member of the Strata Community Australia (Qld)

NOTICE OF CONTRIBUTIONS

Walls Super (QLD) Pty Ltd as trustee for the Walls Family Trust
 20 Constance Court
 Newport Queensland 4020

Invoice

Invoice No: 0000253	Issue Date: 28/02/23
Net Amount Payable:	\$ 803.19
Due Date:	01/04/2023

Body Corporate Herron on Flinders - CTS: 51277 - ABN: 58830030522

Lot No. 7 Unit 7		Previous Balance:		0.00
Address: 48 Flinders Parade, North Lakes 4509		Penalty Interest:		0.00
Contribution Entitlement: 1 Interest Entitlement: 185		Issued levies not due:		0.00
Description	Transaction Type	Fund	Gross	Totals
For the period 01/04/2023 to 30/06/2023	Normal (interim)	Admin	\$310.00	\$310.00
For the period 01/04/2023 to 30/06/2023 - Insurance Levy	Normal (interim)	Admin	\$118.19	\$118.19
For the period 01/04/2023 to 30/06/2023	Normal (interim)	Sink	\$375.00	\$375.00
Arrears/Issued at time of printing				\$0.00
Gross Amount				\$803.19
Net Amount Payable				\$803.19

PAID

25/3/23

If mailing your payment please tear off this slip and return with payment. DO NOT include correspondence with your payment.

Please make cheques payable to: Body Corporate for CTS 51277



DEFT Reference Number:
 2111 8288 6325 1650 0071

Ace Body Corporate Management - Sunshine Coast / No
 Lot No. 7 Unit 7
 Herron on Flinders
 Invoice No: 0000253
 Net Amount Payable: \$803.19
 Due Date: 01/04/2023

How to Pay

- By post:** Mail this slip with your cheque to: DEFT Payment Systems, GPO Box 141, BRISBANE QLD 4001
- Bpay:** Contact your bank, credit union or building society to make this payment from your cheque or savings account.
- By phone:** Please call 1300 301 090 to make your payment using a Mastercard, Visa, American Express, Diners Card.
- Internet:** Visit www.deft.com.au and use the DEFT reference number supplied on this page.
- In person:** Present this page to make your payment by cheque or EFTPOS at any post office.



Biller Code: 96503
 Reference: 2111 8288 6325 1650 0071



*496 211182886 32516500071

Payments by credit or debit card may attract a surcharge.
 Registration is required for payments from cheque or savings accounts.
 Registration forms available from www.deft.com.au.

+211182886 32516500071<

000080319<4+



Ace Body Corporate Management
 (North Lakes, Sunshine Coast & Noosa)
 PO Box 267
 NORTH LAKES QLD 4509

Tax Invoice

Tax Date	Invoice No.
22/03/2023	2022/130

Invoice To
Jeff Walls C/- Walls Super (Qld) Pty Ltd ACN 151 116 as trustess for the Walls Family Super Fu 140 Griffith Road NEWPORT QLD 4020

Terms
Due on receipt

Description	Qty	Price	TAX	TAX AMT	Amount
Disclosure Statement		150.00	GST	13.64	150.00

Payments made by Direct Deposit to: Bank Macquarie A/C Name: Ace Body Corporate BSB: 184-446 A/C No: 3032-82776	Subtotal	\$136.36
	Tax	\$13.64
	Total	\$150.00

It's been a pleasure working with you!

Australian Business Number	50 571 690 010
----------------------------	----------------

PAID

25/3/23

Rate notice

Moreton Bay
Regional Council



Customer Service Centres
Caboolture - 2 Hasking Street, Caboolture
Redcliffe - Irene Street, Redcliffe
Strathpine - 220 Gympie Road, Strathpine

Postal Address
PO Box 159
Caboolture Qld 4510

Customer Service
Ph: 1300 522 192

ABN: 92 967 232 136
www.moretonbay.qld.gov.au
mbrc@moretonbay.qld.gov.au



00632-036

Walls Super (qld) Pty Ltd Tte
140 Griffith Road
NEWPORT QLD 4020

Property Details

Unit 7 48 Flinders Parade NORTH LAKES QLD 4509
Lot 7 SP 299324
Rateable Valuation \$29,415

Property number

678794

Total Payable

\$621.89

Period of rating

1 January - 31 March 2023

Date of issue

9 January 2023

Due date for payment

8 February 2023

Balance from Last Period - Payable Now

Balance as at 3 January 2023 \$1.09

Council Rates & Charges

General Rate - Category LC1 (minimum) 385.00

Regional Infrastructure and Environment Charge 25.00

Regional Infrastructure Charge: \$19.50

Environment Charge: \$5.50

Special Charge - Nth Lakes Enhanced Serv 37.50

Special Charge - Comm Waste Management 30.25

State Government Charges

Emergency Management Levy - Group 3A 143.05

TOTAL PAYABLE \$621.89

End of Quarter Processing Deadlines

Please note that due to processing deadlines, payments made after 2 January 2023 may not have been processed before the printing of this notice and may appear as an overdue balance.

PAID 19/1

Council has received a payment of \$17,625,982 from the State Government to mitigate any direct impacts of the State Waste Levy on households in the 2022/23 financial year.

BPAY: Use your Phone or Internet banking

PHONE: Call 07 3480 6349

ONLINE: Go to www.moretonbay.qld.gov.au/pay

AUSTRALIA POST: Pay over the counter at any post office

MAIL: Send your payment to PO Box 159, Caboolture, Qld 4510

IN PERSON: Pay at any Customer Service Centre

DIRECT DEBIT: Go to www.moretonbay.qld.gov.au/rates/directdebit

INTEREST: Interest at the rate of 8% per annum compounded on daily rests will be charged on current rates that remain unpaid immediately after the Due Date. Balances brought forward from a previous period will continue to accrue interest from the beginning of this period.

PENSIONERS: Are you the owner and occupier of this property or do you have life tenancy under a Will or Court Order? If so, you may be eligible for a State or Council rebate if one is not already shown on this notice. Please contact us for further information or an application form.

PAYMENT PLAN: Please do not hesitate to contact us if you are having difficulty paying your rates on time.

RATING CATEGORY STATEMENT: To access your current rating category statement visit: www.moretonbay.qld.gov.au/ratescalculation

PAYMENT REMITTANCE SLIP

Property number

678794

Total Payable

\$621.89

Period of rating

1 January - 31 March 2023

Date of issue

9 January 2023

Due date for payment

8 February 2023



*2471 501824032006787943



Billers Code: 339457
Ref: 50 1824 0320 0678 7943

Location: Unit 7 48 Flinders Parade NORTH LAKES QLD 4509
Customer Ref: 50 1824 0320 0678 7943

4084965-SEM-176170-ASA003-00632

PAID



Unitywater

Serving you today,
investing in tomorrow.



Walls Super (Qld) Pty Ltd as TTE
140 Griffith Rd
NEWPORT QLD 4020

WATER AND SEWERAGE YOUR BILL

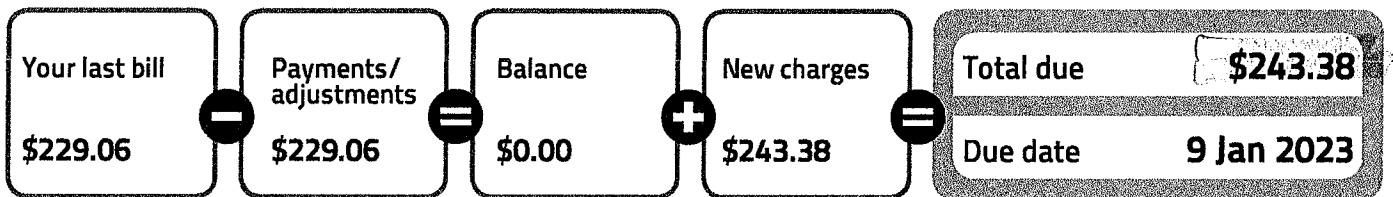
1300 086 489
Emergencies and faults 24 Hours, 7 days
Account enquiries 8am-5pm Mon-Fri

unitywater.com
ABN 89 791 717 472

Account number	100011627
Payment reference	1000 1162 75
Property	Unit 7/48 Flinders Pde, NORTH LAKES, QLD

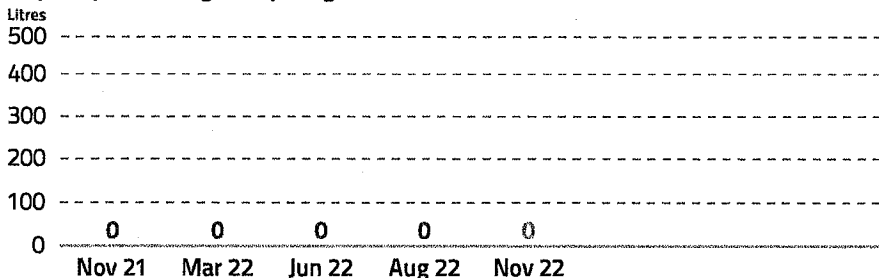
Bill number	7123775057
Billing period	30 Aug 2022 93 days to 30 Nov 2022
Issue date	5 Dec 2022
Approximate date of next meter reading	24 Feb 2023

Your account activity



8% interest per annum, compounding daily, will apply to any amount not paid by the due date.

Compare your average daily usage over time



PAID 12/12

There's only so much phone chat about the weather you can take.

Do it all online faster and easier with My Account.

Tap into MyAccount.



Easy ways to pay For other payment options - see over



BPAY*
Billers Code: **130393**
Ref: **1000 1162 75**

Contact your bank or financial institution
to pay from your cheque, savings, debit,
credit card or transaction account.

Find out more at bpay.com.au

*Registered to BPAY Pty Ltd ABN 69 079 137 518



Direct Debit
Login to My Account at
unitywater.com to set up
automatic payments from your
bank account or credit card or
call us for assistance.

SmoothPay

Smooth out your bill payments across
the year with regular fortnightly or
monthly payments, interest free.
Find out more at
unitywater.com/smoothpay



Water meter details 1 kilolitre (kL) = 1000 litres (L)

Meter ID	Previous read date	Previous reading (kL)	Current read date	Current reading (kL)	Usage (kL)	No. of days	Average daily usage (L)
UE1708070W	29 Aug 22	5	30 Nov 22	5	0	93	0.0
Total water usage					0	93	0.0

Activity since last bill

Last bill	\$229.06
Payments / adjustments	
8 Sep 2022 CBA BPAY BPAY 07/09/2022	-\$229.06
Account balance	\$0.00 ①

Water and Sewerage Charges

Lot 7 Plan SP299324 Installation ID 223164310168

Unitywater (local government distributor-retailer price)

Fixed Access Charges	Period	SU%	x No.	x Days	x Price/day	
Water Access 20mm	30 Aug 22 to 30 Nov 22		1	93	\$0.874	\$81.28
Sewerage Access - 20mm	30 Aug 22 to 30 Nov 22	0.9	1	93	\$1.937	\$162.10
Water subtotal						\$81.28
Sewerage subtotal						\$162.10
New water and sewerage charges						\$243.38 ②
Total Due = ① + ②						\$243.38

Important information

Payment assistance
If you are having difficulty paying, please call Unitywater as soon as you receive your bill and before its due date to discuss how we can help.

Changing contact details
Login to My Account at unitywater.com for quick, easy changes online 24/7 or call us during business hours.

Pensioners
If you own and live at your property and have an eligible concession card, you may apply for a pensioner rebate. Please call Unitywater or fill out our easy online form at unitywater.com/pensioner

Credit card payments
Only MasterCard and Visa are accepted. A credit card surcharge may apply to your payment. Learn more at unitywater.com/creditcard

Interest on overdue amounts
Interest of 8% per annum, compounding daily, will apply to any amount not paid by the due date.

Water efficiency
For water efficiency tips, visit unitywater.com/water-tips

Interpreter service 13 14 50

当您需口译员时，请致电 13 14 50。
اضل على الرقم 13 14 50 عندما تكون بحاجة الى مترجم فوري.
Khi bạn cần thông ngôn, xin gọi số 13 14 50.
중력사가 필요하시면 13 14 50 으로 연락하십시오.
Quando necessita un interprete llame al 13 14 50

Privacy policy
We've updated our privacy policy so that we can deliver improved services with trusted partners. Visit unitywater.com/privacy

International calls
+61 7 5431 8333

unitywater.com
PO Box 953
Caboolture QLD 4510
1300 086 489

More payment options



Credit card by phone or online
To make a one-off credit card (Visa or MasterCard only) payment call 1300 047 763 or go to unitywater.com. A credit card surcharge may apply.
Ref: 1000 1162 75



Cheques by mail
Send this portion with your cheque payable to: Unitywater, Locked Bag 2, Maroochydore BC QLD 4558



In person, by phone or online
Billpay Code: 4028
Ref: 1000 1162 75
Pay in person at any post office, call 13 18 16, or go to postbillpay.com.au



*4028 1000116275 00024338

Account number	100011627
Payment reference	1000 1162 75
Total due	\$243.38
Due date	9 Jan 2023



ACE BODY CORPORATE MANAGEMENT
PROFESSIONAL PERSONAL SERVICE

Franchisee: RC & CC Pty Ltd t/a Ace Body Corporate Management (Sunshine Coast)
 Phone: (07) 3886 2769 Mob: 0402 603 329
 PO Box 267 North Lakes 4509
 sunshinecoast@acebodycorp.com.au www.acebodycorp.com.au
 ABN 50 571 690 010

Member of the Strata Community Australia (Qld)

NOTICE OF CONTRIBUTIONS

Walls Super (QLD) Pty Ltd as trustee for the Walls Family Trust
 20 Constance Court
 Newport Queensland 4020

Invoice

Invoice No: 0000235	Issue Date: 28/11/22
Net Amount Payable:	\$ 768.62
Due Date:	01/01/2023

Body Corporate Herron on Flinders - CTS: 51277 - ABN: 58830030522

Lot No. 7 Unit 7	Previous Balance:	0.00		
Address: 48 Flinders Parade, North Lakes 4509	Penalty Interest:	0.00		
Contribution Entitlement: 1 Interest Entitlement: 185	Issued levies not due:	0.00		
Description	Transaction Type	Fund	Gross	Totals
01/01/2023 to 31/03/2023	Normal	Admin	\$310.00	\$310.00
building insurance (2750.00 * (185 / 4500))	Insurance building	Admin	\$113.06*	\$113.06
01/01/2023 to 31/03/2023	insurance			
01/01/2023 to 31/03/2023	Normal	Sink	\$345.56	\$345.56
Arrears/Issued at time of printing				\$0.00
Gross Amount				\$768.62
Net Amount Payable				\$768.62

* The body corporate has determined that a 2.50% simple interest charge will be applied for each month a contribution or contribution instalment is in arrears. Please pay by the due date.

PAID 3/12/22

If mailing your payment please tear off this slip and return with payment. DO NOT include correspondence with your payment.

Please make cheques payable to: Body Corporate for CTS 51277



DEFT Reference Number:
 2111 8288 6325 1650 0071

Ace Body Corporate Management - Sunshine Coast / No
 Lot No. 7 Unit 7
 Herron on Flinders
 Invoice No: 0000235
 Net Amount Payable: \$768.62
 Due Date: 01/01/2023

How to Pay

- By post:** Mail this slip with your cheque to: DEFT Payment Systems, GPO Box 141, BRISBANE QLD 4001
- Bpay:** Contact your bank, credit union or building society to make this payment from your cheque or savings account.
- By phone:** Please call 1300 301 090 to make your payment using a Mastercard, Visa, American Express, Diners Card.
- Internet:** Visit www.deft.com.au and use the DEFT reference number supplied on this page.
- In person:** Present this page to make your payment by cheque or EFTPOS at any post office.



Billers Code: 96503
 Reference: 2111 8288 6325 1650 0071



*496 211182886 32516500071

Payments by credit or debit card may attract a surcharge.
 Registration is required for payments from cheque or savings accounts.
 Registration forms available from www.deft.com.au.

+211182886 32516500071<

000076862<4+



BPAY Receipt

Receipt Number	82887424
Account Number	21627075
Account Type	Walls SMSF Superannuation
Biller Code	96503
Biller Name	DEFT PAYMENTS
Customer Reference	21118288632516500071
Payment Amount	\$768.62
Payment Frequency	Once Only
Payment Date	05/12/2022
SMS Alert Notification	N

Your BPAY payment has been processed

Rate reminder notice



Customer Service Centres
Caboolture, Redcliffe
and Strathpine

Postal Address
PO Box 159
Caboolture Qld 4510

Customer Service
Ph: (07) 3480 6464

ABN: 92 967 232 136
www.moretonbay.qld.gov.au
mbrc@moretonbay.qld.gov.au



Walls Super (QLD) Pty Ltd TTE
140 Griffith Road
NEWPORT QLD 4020

Unit 7 48 Flinders Parade NORTH LAKES QLD 4509
Lot 7 SP 299324
Rateable Valuation \$29,415

Property number	678794
Total Payable	\$623.41
Period of rating	1 October 2022 - 31 December 2022
Date of issue	17 November 2022
Due date for payment	Overdue - Payable Immediately

This courtesy reminder is to notify you the due date for payment of rates was the 7 November 2022.

Council's records as at 16 November 2022, indicate payment has not been received.

Please disregard this notice if you have recently paid or contacted council. Some payment options can take several days to transfer and may not have been received when this reminder notice was prepared.

If you have not made payment, your prompt attention to the overdue amount of \$623.41 is appreciated. Should you be experiencing financial hardship, details on how to enter into a payment plan are available on council's website at www.moretonbay.qld.gov.au/payment-plan.

You are reminded that interest is accruing at the rate of 8% per annum compounding daily on any overdue rates and charges.

Please feel free to contact council on (07) 3480 6464 if you have any questions.

PAID 23/11/22

PAID

Direct Debit
Contact Council for further details.

Pay by Phone
Pay with Mastercard or Visa by calling **07 3480 6349**

Post Billpay
Pay in person at any Post Office.

At Council Office
Payments can be made at any Moreton Bay Regional Council Customer Service Centre.

BPAY
Please contact your financial institution for further details.

Online
Visit www.moretonbay.qld.gov.au

By Mail
Send cheque and remittance slip to Moreton Bay Regional Council.

PAYMENT REMITTANCE SLIP



*2471 501824032006787943



Billers Code: 339457
Ref: 50 1824 0320 0678 7943

Location: Unit 7 48 Flinders Parade NORTH LAKES QLD 4509
Customer Ref: 50 1824 0320 0678 7943

Property number	678794
Total Payable	\$623.41
Period of rating	1 October 2022 - 31 December 2022
Date of issue	17 November 2022
Due date for payment	Overdue - Payable Immediately



BPAY Receipt

Receipt Number 40135944
Account Number 21627075
Account Type Walls SMSF Superannuation
Biller Code 339457
Biller Name MBRC RATES
Customer Reference 501824032006787943
Payment Amount \$623.41
Payment Frequency Once Only
Payment Date 23/11/2022
SMS Alert Notification N

Your BPAY payment has been processed

Rate reminder notice



Customer Service Centres
Caboolture, Redcliffe
and Strathpine

Postal Address
PO Box 159
Caboolture Qld 4510

Customer Service
Ph: (07) 3480 6464

ABN: 92 967 232 136
www.moretonbay.qld.gov.au
mbrc@moretonbay.qld.gov.au



036

Walls Super (QLD) Pty Ltd TTE
140 Griffith Road
NEWPORT QLD 4020

Unit 7 48 Flinders Parade NORTH LAKES QLD 4509
Lot 7 SP 299324
Rateable Valuation \$29,415

Property number
678794
Total Payable
\$622.43
Period of rating
1 July 2022 - 30 September 2022
Date of issue
19 August 2022
Due date for payment
Overdue - Payable Immediately

This reminder notice is issued to assist you with the payment of your rate account.

As at 17 August 2022, council records indicate that payment has not been received for your account.

If you have recently paid your rate account or entered into a payment plan with council, please disregard this notice.

For some payment options, such as BPay and Australia Post, the transfer of these funds to council can take several days and this may result in your payment not being recorded in council's systems when this reminder notice was prepared.

However, if you have not yet made payment or entered into a payment plan, your action in relation to the overdue rates and charges of \$622.43 is required.

If you are able, prompt payment of the outstanding amount is appreciated. Alternatively, if you are experiencing financial hardship, you are encouraged to enter into a payment plan with council to pay off the outstanding balance. Details of how to enter into a payment plan are available on council's website at www.moretonbay.qld.gov.au/payment-plan.

You are also reminded that interest is accruing on all overdue rates and charges at the rate of 8% per annum compounding daily until paid.

Thank you for your cooperation and if you have any questions please contact council on (07) 3480 6464.

PAID
28/8/22



Direct Debit
Contact Council for
further details.



Pay by Phone
Pay with Mastercard or Visa by
calling **07 3480 6349**



Post Billpay
Pay in person
at any Post Office.



At Council Office
Payments can be made at any
Moreton Bay Regional Council
Customer Service Centre.



BPAY
Please contact your financial
institution for further details.



Online
Visit www.moretonbay.qld.gov.au



By Mail
Send cheque and remittance slip to
Moreton Bay Regional Council.

PAYMENT REMITTANCE SLIP



*2471 501824032006787943



Billers Code: 339457
Ref: 50 1824 0320 0678 7943

Location: Unit 7 48 Flinders Parade NORTH LAKES QLD 4509
Customer Ref: 50 1824 0320 0678 7943

Property number
678794
Total Payable
\$622.43
Period of rating
1 July 2022 - 30 September 2022
Date of issue
19 August 2022
Due date for payment
Overdue - Payable Immediately



BPAY Receipt

Receipt Number	34108236
Account Number	21627075
Account Type	Walls SMSF Superannuation
Biller Code	339457
Biller Name	MBRC RATES
Customer Reference	501824032006787943
Payment Amount	\$622.43
Payment Frequency	Once Only
Payment Date	28/08/2022
SMS Alert Notification	N

Your BPAY payment has been processed



ACE BODY CORPORATE MANAGEMENT
PROFESSIONAL PERSONAL SERVICE

Franchisee: RC & CC Pty Ltd t/a Ace Body Corporate Management (Sunshine Coast)
 Phone: (07) 3886 2769 Mob: 0402 603 329
 PO Box 267 North Lakes 4509
 sunshinecoast@acebodycorp.com.au www.acebodycorp.com.au
 ABN 50 571 690 010

Member of the Strata Community Australia (Qld)

NOTICE OF CONTRIBUTIONS

Walls Super (QLD) Pty Ltd as trustee for the Walls Family Trust
 20 Constance Court
 Newport Queensland 4020

Invoice

Invoice No: 0000226	Issue Date: 05/09/22
Net Amount Payable:	\$ 768.62
Due Date:	05/10/2022

Body Corporate Herron on Flinders - CTS: 51277 - ABN: 58830030522

Lot No. 7 Unit 7	Previous Balance:	0.00		
Address: 48 Flinders Parade, North Lakes 4509	Penalty Interest:	0.00		
Contribution Entitlement: 1 Interest Entitlement: 185	Issued levies not due:	0.00		
Description	Transaction Type	Fund	Gross	Totals
01/10/2022 to 31/12/2022 for total Levy of \$1240.00 pa building insurance (2750.00 * (185 / 4500))	Normal	Admin	\$310.00	\$310.00
01/10/2022 to 31/12/2022	Insurance building insurance	Admin	\$113.06*	\$113.06
01/10/2022 to 31/12/2022 for total Levy of \$1555.56 pa	Normal	Sink	\$345.56	\$345.56
Arrears/Issued at time of printing				\$0.00
Gross Amount				\$768.62
Net Amount Payable				\$768.62

* The body corporate has determined that a 2.50% simple interest charge will be applied for each month a contribution or contribution instalment is in arrears. Please pay by the due date.

PAID
7/9/22

If mailing your payment please tear off this slip and return with payment. DO NOT include correspondence with your payment.

Please make cheques payable to: Body Corporate for CTS 51277



DEFT Reference Number:
2111 8288 6325 1650 0071

Ace Body Corporate Management - Sunshine Coast / No
 Lot No. 7 Unit 7
 Herron on Flinders
 Invoice No: 0000226
 Net Amount Payable: \$768.62
 Due Date: 05/10/2022

How to Pay

- By post:** Mail this slip with your cheque to: DEFT Payment Systems, GPO Box 141, BRISBANE QLD 4001
- Bpay:** Contact your bank, credit union or building society to make this payment from your cheque or savings account.
- By phone:** Please call 1300 301 090 to make your payment using a Mastercard, Visa, American Express, Diners Card.
- Internet:** Visit www.deft.com.au and use the DEFT reference number supplied on this page.
- In person:** Present this page to make your payment by cheque or EFTPOS at any post office.



Biller Code: 96503
 Reference: 2111 8288 6325 1650 0071



*496 211182886 32516500071

Payments by credit or debit card may attract a surcharge.
 Registration is required for payments from cheque or savings accounts.
 Registration forms available from www.deft.com.au.

+211182886 32516500071<

000076862<4+



BPAY Receipt

Receipt Number	10550840
Account Number	21627075
Account Type	Walls SMSF Superannuation
Biller Code	96503
Biller Name	DEFT PAYMENTS
Customer Reference	21118288632516500071
Payment Amount	\$768.62
Payment Frequency	Once Only
Payment Date	07/09/2022
SMS Alert Notification	N

Your BPAY payment has been processed



Unitywater

Serving you today,
investing in tomorrow.



Walls Super (Qld) Pty Ltd as TTE
140 Griffith Rd
NEWPORT QLD 4020

WATER AND SEWERAGE YOUR BILL

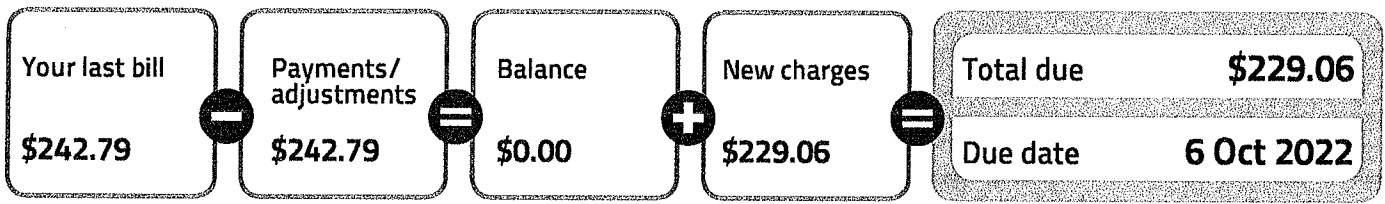
1300 086 489
Emergencies and faults 24 Hours, 7 days
Account enquiries 8am-5pm Mon-Fri

unitywater.com
ABN 89 791 717 472

Account number	100011627
Payment reference	1000 1162 75
Property	Unit 7/48 Flinders Pde, NORTH LAKES, QLD

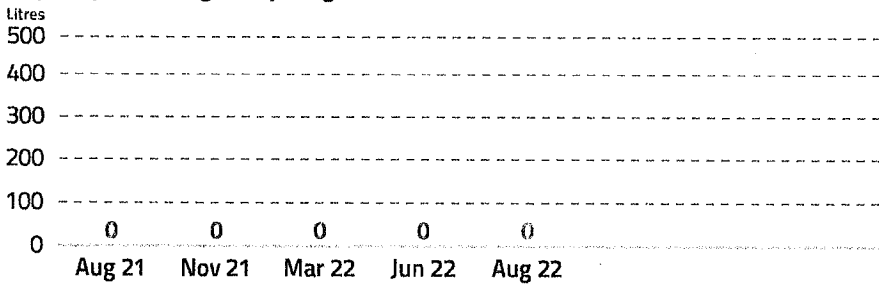
Bill number	7123443341
Billing period	04 Jun 2022 87 days to 29 Aug 2022
Issue date	5 Sep 2022
Approximate date of next meter reading	24 Nov 2022

Your account activity



8% interest per annum, compounding daily, will apply to any amount not paid by the due date.

Compare your average daily usage over time



7/9/22 ✓

Same quality services. New lower prices.
See how far your money goes

Read the information with your bill to find out more about your 2022-23 prices

Easy ways to pay For other payment options - see over

BPAY[®]
Biller Code: 130393
Ref: 1000 1162 75
 Contact your bank or financial institution to pay from your cheque, savings, debit, credit card or transaction account.
 Find out more at bpay.com.au
 © Registered to BPAY Pty Ltd ABN 69 079 137 518

Direct Debit
 Login to My Account at unitywater.com to set up automatic payments from your bank account or credit card or call us for assistance.

SmoothPay
 Smooth out your bill payments across the year with regular fortnightly or monthly payments, interest free.
 Find out more at unitywater.com/smoothpay



Water meter details 1 kilolitre (kL) = 1000 litres (L)

Meter ID	Previous read date	Previous reading (kL)	Current read date	Current reading (kL)	Usage (kL)	No. of days	Average daily usage (L)
UE1708070W	3 Jun 22	5	29 Aug 22	5	0	87	0.0
Total water usage					0	87	0.0

Activity since last bill

Last bill	\$242.79
Payments / adjustments	
16 Jun 2022 CBA BPAY BPAY 15/06/2022	-\$242.79
Account balance	\$0.00 ①

Water and Sewerage Charges

Lot 7 Plan SP299324 Installation ID 223164310168

Unitywater (local government distributor-retailer price)

Fixed Access Charges	Period	SU%	x No.	x Days	x Price/day	
Water Access 20mm	04 Jun 22 to 30 Jun 22		1	27	\$0.891	\$24.06
Water Access 20mm	01 Jul 22 to 29 Aug 22		1	60	\$0.874	\$52.44
Sewerage Access - 20mm	04 Jun 22 to 30 Jun 22	0.9	1	27	\$1.974	\$47.98
Sewerage Access - 20mm	01 Jul 22 to 29 Aug 22	0.9	1	60	\$1.937	\$104.58
Water subtotal						\$76.50
Sewerage subtotal						\$152.56
New water and sewerage charges						\$229.06 ②
Total Due = ① + ②						\$229.06

Important information

Payment assistance
If you are having difficulty paying, please call Unitywater as soon as you receive your bill and before its due date to discuss how we can help.

Changing contact details
Login to My Account at unitywater.com for quick, easy changes online 24/7 or call us during business hours.

Pensioners
If you own and live at your property and have an eligible concession card, you may apply for a pensioner rebate. Please call Unitywater or fill out our easy online form at unitywater.com/pensioner

Credit card payments
Only MasterCard and Visa are accepted. A credit card surcharge may apply to your payment. Learn more at unitywater.com/creditcard

Interest on overdue amounts
Interest of 8% per annum, compounding daily, will apply to any amount not paid by the due date.

Water efficiency
For water efficiency tips, visit unitywater.com/water-tips

Interpreter service 13 14 50

当您需要口译员时，请致电 13 14 50。
اتصل على الرقم 13 14 50 عندما تكون بحاجة إلى مترجم فوري.
Khi bạn cần thông ngôn, xin gọi số 13 14 50
통역사가 필요하시면 13 14 50 으로 연락하십시오
Cuando necesite un intérprete llame al 13 14 50

Privacy policy
We've updated our privacy policy so that we can deliver improved services with trusted partners. Visit unitywater.com/privacy

International calls
+ 61 7 5431 8333
unitywater.com
PO Box 953
Caboolture QLD 4510
1300 086 489

More payment options



Credit card by phone or online
To make a one-off credit card (Visa or MasterCard only) payment call **1300 047 763** or go to unitywater.com. A credit card surcharge may apply.
Ref: 1000 1162 75



Cheques by mail
Send this portion with your cheque payable to: Unitywater, Locked Bag 2, Maroochydore BC QLD 4558



In person, by phone or online
Billpay Code: 4028
Ref: 1000 1162 75
Pay in person at any post office, call **13 18 16**, or go to postbillpay.com.au



*4028 1000116275 00022906

Account number	100011627
Payment reference	1000 1162 75
Total due	\$229.06
Due date	6 Oct 2022



BPAY Receipt

Receipt Number	10554220
Account Number	21627075
Account Type	Walls SMSF Superannuation
Biller Code	130393
Biller Name	UNITYWATER
Customer Reference	1000116275
Payment Amount	\$229.06
Payment Frequency	Once Only
Payment Date	07/09/2022
SMS Alert Notification	N

Your BPAY payment has been processed

Walls Family Super Fund

Realised Capital Gains Report

For The Period 01 July 2022 - 30 June 2023

Investment		Accounting Treatment				Tax Treatment						
Purchase Contract Date	Disposal Contract Date	Units	Cost	Proceeds	Accounting Profit/(Loss)	Adjusted Cost Base	Reduced Cost Base	Indexed Cost Base	Indexed Gains	Discounted Gains (Gross)	Other Gains	Capital Loss
Real Estate Properties (Australian - Non Residential)												
7/48FLINDERS - 7/48 Flinders Parade, North Lakes												
15/07/2021	11/04/2023	1.00	233,470.95	327,812.51	94,341.56	230,380.95	230,380.95	0.00	0.00	97,431.56	0.00	0.00
		1.00	233,470.95	327,812.51	94,341.56	230,380.95	230,380.95	0.00	0.00	97,431.56	0.00	0.00
		1.00	233,470.95	327,812.51	94,341.56	230,380.95	230,380.95	0.00	0.00	97,431.56	0.00	0.00
Shares in Listed Companies (Australian)												
BOQ.AX - Bank Of Queensland Limited.												
15/04/2019	24/11/2022	1,135.00	10,019.43	8,295.72	(1,723.71)	10,019.43	10,019.43	0.00	0.00	0.00	0.00	(1,723.71)
		1,135.00	10,019.43	8,295.72	(1,723.71)	10,019.43	10,019.43	0.00	0.00	0.00	0.00	(1,723.71)
FLT.AX - Flight Centre Travel Group Limited												
03/12/2020	24/11/2022	478.00	8,045.84	7,498.72	(547.12)	8,045.84	8,045.84	0.00	0.00	0.00	0.00	(547.12)
		478.00	8,045.84	7,498.72	(547.12)	8,045.84	8,045.84	0.00	0.00	0.00	0.00	(547.12)
LAN.AX - Lanyon Investment Company Limited												
13/05/2016	17/10/2022	29.00	1,359.68	0.00	(1,359.68)	1,359.68	1,359.68	0.00	0.00	0.00	0.00	(1,359.68)
11/05/2016	17/10/2022	4.00	191.65	0.00	(191.65)	191.65	191.65	0.00	0.00	0.00	0.00	(191.65)
11/05/2016	17/10/2022	3.00	145.64	0.00	(145.64)	145.64	145.64	0.00	0.00	0.00	0.00	(145.64)
		36.00	1,696.97	0.00	(1,696.97)	1,696.97	1,696.97	0.00	0.00	0.00	0.00	(1,696.97)
		1,649.00	19,762.24	15,794.44	(3,967.80)	19,762.24	19,762.24	0.00	0.00	0.00	0.00	(3,967.80)
Units in Listed Unit Trusts (Australian)												
DJRE.AX - Spdr Dow Jones Global Real Estate Esg Fund												
17/05/2019	24/11/2022	420.00	9,937.00	8,303.60	(1,633.40)	9,920.59	9,920.59	0.00	0.00	0.00	0.00	(1,616.99)

Walls Family Super Fund

Realised Capital Gains Report

For The Period 01 July 2022 - 30 June 2023

Investment		Accounting Treatment				Tax Treatment						
Purchase Contract Date	Disposal Contract Date	Units	Cost	Proceeds	Accounting Profit/(Loss)	Adjusted Cost Base	Reduced Cost Base	Indexed Cost Base	Indexed Gains	Discounted Gains (Gross)	Other Gains	Capital Loss
Units in Listed Unit Trusts (Australian)												
		420.00	9,937.00	8,303.60	(1,633.40)	9,920.59	9,920.59	0.00	0.00	0.00	0.00	(1,616.99)
IAF.AX - Ishares Core Composite Bond Etf												
17/05/2019	24/11/2022	90.00	10,128.40	8,980.40	(1,148.00)	10,128.40	10,128.40	0.00	0.00	0.00	0.00	(1,148.00)
		90.00	10,128.40	8,980.40	(1,148.00)	10,128.40	10,128.40	0.00	0.00	0.00	0.00	(1,148.00)
IOZ.AX1 - Ishares Core S&p/asx 200 Etf												
22/12/2022	06/02/2023	22.00	636.84	666.41	29.57	636.57	636.57	0.00	0.00	0.00	29.84	0.00
		22.00	636.84	666.41	29.57	636.57	636.57	0.00	0.00	0.00	29.84	0.00
ISO.AX - Ishares S&p/asx Small Ordinaries Etf												
08/11/2019	24/11/2022	1,500.00	7,600.00	6,650.00	(950.00)	7,534.59	7,534.08	0.00	0.00	0.00	0.00	(884.08)
		1,500.00	7,600.00	6,650.00	(950.00)	7,534.59	7,534.08	0.00	0.00	0.00	0.00	(884.08)
IWLD.AX1 - Ishares Core Msci World Ex Australia Esg Etf												
06/02/2023	06/03/2023	9.00	364.84	369.22	4.38	364.84	364.84	0.00	0.00	0.00	4.38	0.00
22/12/2022	06/03/2023	112.00	4,375.76	4,594.74	218.98	4,375.76	4,375.76	0.00	0.00	0.00	218.98	0.00
22/12/2022	17/03/2023	7.00	273.49	284.38	10.89	273.49	273.49	0.00	0.00	0.00	10.89	0.00
		0.00	0.00	0.00	0.00	0.00	0.00	0.00	0.00	176.50	0.00	0.00
		128.00	5,014.09	5,248.34	234.25	5,014.09	5,014.09	0.00	0.00	176.50	234.25	0.00
MGOC.AX - Magellan Global Fund (open Class) (managed Fund)												
17/05/2019	24/11/2022	7,292.00	17,977.00	17,548.72	(428.28)	17,452.22	17,452.22	0.00	0.00	96.50	0.00	0.00
		7,292.00	17,977.00	17,548.72	(428.28)	17,452.22	17,452.22	0.00	0.00	96.50	0.00	0.00
MICH.AX1 - Magellan Infrastructure Fund (currency Hedged)(managed Fund)												

Walls Family Super Fund

Realised Capital Gains Report

For The Period 01 July 2022 - 30 June 2023

Investment		Accounting Treatment				Tax Treatment						
Purchase Contract Date	Disposal Contract Date	Units	Cost	Proceeds	Accounting Profit/(Loss)	Adjusted Cost Base	Reduced Cost Base	Indexed Cost Base	Indexed Gains	Discounted Gains (Gross)	Other Gains	Capital Loss
Units in Listed Unit Trusts (Australian)												
17/05/2019	24/11/2022	3,240.00	10,004.20	9,273.80	(730.40)	9,090.30	9,090.30	0.00	0.00	183.50	0.00	0.00
		3,240.00	10,004.20	9,273.80	(730.40)	9,090.30	9,090.30	0.00	0.00	183.50	0.00	0.00
MVW.AX1 - Vaneck Australian Equal Weight Etf												
10/12/2021	24/11/2022	581.00	19,993.97	19,519.84	(474.13)	19,914.99	19,914.99	0.00	0.00	0.00	0.00	(395.15)
		581.00	19,993.97	19,519.84	(474.13)	19,914.99	19,914.99	0.00	0.00	0.00	0.00	(395.15)
PIXX.AX1 - Platinum International Fund (quoted Managed Hedge Fund)												
17/05/2019	24/11/2022	2,460.00	11,980.60	11,438.60	(542.00)	11,980.60	11,980.60	0.00	0.00	0.00	0.00	(542.00)
		2,460.00	11,980.60	11,438.60	(542.00)	11,980.60	11,980.60	0.00	0.00	0.00	0.00	(542.00)
STW.AX - Spdr S&p/asx 200 Fund												
07/03/2018	24/11/2022	251.00	13,998.17	16,350.24	2,352.07	13,908.59	13,908.59	0.00	0.00	2,441.65	0.00	0.00
		251.00	13,998.17	16,350.24	2,352.07	13,908.59	13,908.59	0.00	0.00	2,441.65	0.00	0.00
VEU.AX1 - Vanguard All-World Ex-Us Shares Index Etf												
07/03/2018	24/11/2022	248.00	17,335.40	18,726.28	1,390.88	17,335.40	17,335.40	0.00	0.00	1,390.88	0.00	0.00
		248.00	17,335.40	18,726.28	1,390.88	17,335.40	17,335.40	0.00	0.00	1,390.88	0.00	0.00
VTS.AX1 - Vanguard Us Total Market Shares Index Etf												
17/05/2019	24/11/2022	28.00	6,022.32	8,361.39	2,339.07	6,022.32	6,022.32	0.00	0.00	2,339.07	0.00	0.00
07/03/2018	24/11/2022	97.00	17,271.60	28,966.25	11,694.65	17,271.60	17,271.60	0.00	0.00	11,694.65	0.00	0.00
		125.00	23,293.92	37,327.64	14,033.72	23,293.92	23,293.92	0.00	0.00	14,033.72	0.00	0.00
		16,357.00	147,899.59	160,033.87	12,134.28	146,210.26	146,209.75	0.00	0.00	18,322.75	264.09	(4,586.22)

Units in Unlisted Unit Trusts (Australian)

Walls Family Super Fund

Realised Capital Gains Report

For The Period 01 July 2022 - 30 June 2023

Investment		Accounting Treatment				Tax Treatment						
Purchase Contract Date	Disposal Contract Date	Units	Cost	Proceeds	Accounting Profit/(Loss)	Adjusted Cost Base	Reduced Cost Base	Indexed Cost Base	Indexed Gains	Discounted Gains (Gross)	Other Gains	Capital Loss
Units in Unlisted Unit Trusts (Australian)												
DFA0009AU3 - Dimensional Glob Core Eq Tr Hdg												
23/12/2022	07/02/2023	23.04	588.51	633.54	45.03	588.51	588.51	0.00	0.00	0.00	45.03	0.00
23/12/2022	07/03/2023	117.99	3,013.81	3,160.68	146.87	3,013.81	3,013.81	0.00	0.00	0.00	146.87	0.00
		141.03	3,602.32	3,794.22	191.90	3,602.32	3,602.32	0.00	0.00	0.00	191.90	0.00
ETL0062AU1 - SGH ICE												
23/12/2022	20/03/2023	6,252.19	11,044.50	10,721.88	(322.62)	11,039.79	11,039.79	0.00	0.00	0.00	0.00	(317.91)
		0.00	0.00	0.00	0.00	0.00	0.00	0.00	0.00	0.66	0.00	0.00
		6,252.19	11,044.50	10,721.88	(322.62)	11,039.79	11,039.79	0.00	0.00	0.66	0.00	(317.91)
ETL0130AU1 - abrdn Glb Abs Rtn Stg A Class												
23/12/2022	07/02/2023	13,563.74	17,130.41	16,697.55	(432.86)	17,130.41	17,130.41	0.00	0.00	0.00	0.00	(432.86)
		13,563.74	17,130.41	16,697.55	(432.86)	17,130.41	17,130.41	0.00	0.00	0.00	0.00	(432.86)
FID0010AU2 - Fidelity Asia Fd												
23/12/2022	07/03/2023	17.36	407.95	435.09	27.14	407.95	407.95	0.00	0.00	0.00	27.14	0.00
		17.36	407.95	435.09	27.14	407.95	407.95	0.00	0.00	0.00	27.14	0.00
HOW0098AU3 - Ardea Real Outcome Fund												
17/02/2023	07/03/2023	479.93	413.56	414.56	1.00	412.41	412.41	0.00	0.00	0.00	2.15	0.00
17/02/2023	20/03/2023	901.97	777.23	807.62	30.39	775.08	775.08	0.00	0.00	0.00	32.54	0.00
		1,381.90	1,190.79	1,222.18	31.39	1,187.49	1,187.49	0.00	0.00	0.00	34.69	0.00
PPL0115AU3 - Antares Elite Opportunities Fund												
07/03/2023	20/03/2023	175.69	236.46	223.86	(12.60)	236.36	236.36	0.00	0.00	0.00	0.00	(12.50)
23/12/2022	20/03/2023	4,011.61	5,189.42	5,111.59	(77.83)	5,187.21	5,187.21	0.00	0.00	0.00	0.00	(75.63)

Walls Family Super Fund

Realised Capital Gains Report

For The Period 01 July 2022 - 30 June 2023

Investment		Accounting Treatment				Tax Treatment						
Purchase Contract Date	Disposal Contract Date	Units	Cost	Proceeds	Accounting Profit/(Loss)	Adjusted Cost Base	Reduced Cost Base	Indexed Cost Base	Indexed Gains	Discounted Gains (Gross)	Other Gains	Capital Loss
Units in Unlisted Unit Trusts (Australian)												
		0.00	0.00	0.00	0.00	0.00	0.00	0.00	0.00	267.46	0.00	0.00
		4,187.30	5,425.88	5,335.45	(90.43)	5,423.57	5,423.57	0.00	0.00	267.46	0.00	(88.13)
RFA0059AU3 - Pental Focus Aust Share Fund												
07/03/2023	20/03/2023	156.12	373.77	352.38	(21.39)	373.53	373.53	0.00	0.00	0.00	0.00	(21.15)
23/12/2022	20/03/2023	2,151.13	4,978.15	4,855.32	(122.83)	4,974.89	4,974.89	0.00	0.00	0.00	0.00	(119.57)
		0.00	0.00	0.00	0.00	0.00	0.00	0.00	0.00	561.04	0.00	0.00
		2,307.25	5,351.92	5,207.70	(144.22)	5,348.42	5,348.42	0.00	0.00	561.04	0.00	(140.72)
SCH0030AU3 - Schroder Global Value Fund W/C												
07/02/2023	07/03/2023	481.53	541.34	554.96	13.62	556.84	556.84	0.00	0.00	0.00	0.00	(1.88)
23/12/2022	07/03/2023	443.41	487.66	511.03	23.37	501.94	501.94	0.00	0.00	0.00	9.09	0.00
		0.00	0.00	0.00	0.00	0.00	0.00	0.00	0.00	171.84	655.93	0.00
		924.94	1,029.00	1,065.99	36.99	1,058.78	1,058.78	0.00	0.00	171.84	665.02	(1.88)
TGP0016AU2 - ClrBrdge RARE Infra Inme Fd A												
23/12/2022	20/03/2023	199.10	283.18	272.59	(10.59)	282.75	282.75	0.00	0.00	0.00	0.00	(10.16)
		0.00	0.00	0.00	0.00	0.00	0.00	0.00	0.00	209.82	0.08	0.00
		199.10	283.18	272.59	(10.59)	282.75	282.75	0.00	0.00	209.82	0.08	(10.16)
		28,974.81	45,465.95	44,752.65	(713.30)	45,481.48	45,481.48	0.00	0.00	1,210.82	918.83	(991.66)
		46,981.81	446,598.73	548,393.47	101,794.74	441,834.93	441,834.42	0.00	0.00	116,965.13	1,182.92	(9,545.68)

SETTLEMENT STATEMENT

Matter No: 211598
Re: Snowdonia Hartridge Property Co Pty Ltd as trustee – sale 7/48 Flinders Parade, North Lakes to Walls Super (QLD) Pty Ltd as trustee
Property: 7/48 Flinders Parade, North Lakes, Queensland 4509

Settlement Date: 19 July, 2021 ✓
Adjustment Date: 19 July, 2021
Contract Date: 1 July, 2021
Settlement Place: PEXA
Settlement Time: 2:30PM

Contract Price	\$225,000.00 ✓
Less Release Fee	<u>197.00</u>
	\$224,803.00
Plus Body Corporate Levies (for 1/07/2021 to 30/09/2021) <u>\$838.15 x 76 days</u> 92 days	<u>692.38</u>
	\$225,495.38
Plus Rates (adjusted as paid for 1/07/2021 to 30/09/2021) <u>\$564.55 x 76 days</u> 92 days	<u>466.37</u>
	\$225,961.75
Less Rent (for 1/07/2021 to 31/07/2021) <u>\$837.00 x 15 days</u> 31 days	<u>405.00</u>
BALANCE AT SETTLEMENT	<u>\$225,556.75</u>

CHEQUE DETAILS

1. PEXA Fee	<u>\$117.92</u>
2. Commissioner of State Revenue	\$403.80
3. Moreton Bay Regional Council	\$586.60
4. Bank of Queensland Limited	<u>\$224,448.43</u>
CHEQUES TOTAL	<u>\$225,556.75</u>

Commercial Tenancy Agreement

Fourth Edition

This Tenancy Agreement is made between the Lessor and the Tenant. The Lessor leases to, and the Tenant accepts a lease of, the Premises for the rent payable by the Tenant, subject to the terms of this Agreement.

THIS AGREEMENT COMPRISES THE REFERENCE SCHEDULE AND COMMERCIAL TENANCY AGREEMENT CONDITIONS.

DO NOT USE THIS DOCUMENT:

- FOR RESIDENTIAL TENANCIES.
- FOR PREMISES COVERED BY THE *RETAIL SHOP LEASES ACT 1994* (Qld).
- WHERE THE TERM OF THE LEASE (INCLUDING OPTIONS) EXCEEDS THREE (3) YEARS.
- WHERE REGISTRATION UNDER THE *LAND TITLE ACT 1994* (Qld) IS REQUESTED BY THE TENANT.
- WHERE A HIGH VALUE LEASE IS TO BE ENTERED INTO AS YOU MAY NOT OBTAIN THE PROTECTION OF A LEASE PREPARED BY A SOLICITOR.

INSTRUCTIONS TO COMPLETE

1. The parties should be advised to seek legal advice about the Tenancy Agreement. Reference should be made to Sections 24(3A) to (7) of the *Legal Profession Act 2007* (Qld) when preparing and completing this Agreement.
2. This Agreement provides for rent to be reviewed by either an index review or by fixed increases. It is not suitable for use where rent is to be reviewed to market except if the Agreement provides for an option (refer clause 15.1).
3. Only certain outgoings are recoverable in all circumstances (see the definition of 'outgoings' in clause 1.2). Additional outgoings may be recovered by ticking the boxes at item 10(b).
4. Ensure that all items are completed in the Reference Schedule.

Item 1: Full name/s of the owner/s of the property and their address. If the Lessor is a company, include ABN. DO NOT use a business name.

Item 2: Full name/s of the Tenant. If the Tenant is a company, include its ABN. DO NOT use a business name.

Item 4: The Premises must be clearly identified e.g. "Suite 3, 45 John Street, Spring Hill" etc. If not able to be identified by name, a sketch plan must be attached to the Agreement and the address must be included at Item 4.

Item 6: Insert the period of the further Tenancy, e.g. "6 months" or "1 year" or "not applicable". **The total term of the lease including any options is not to exceed three years. Plus insert the notice period to exercise the option.**

Item 8: Insert the date/s on which the rent is to be reviewed and the method of the rent review or "not applicable".

Item 9: The Permitted Use should be stated clearly.

Item 10(a): Insert the percentage of outgoings the Tenant is to pay, e.g. "25%" or "100%" or "Not applicable".

Item 10(b): Tick any additional outgoings the Tenant is to pay.

REFERENCE SCHEDULE

1. LESSOR:

NAME:
Snowdonia Hartridge Property Co Pty Ltd ACN 615 372 944 Trustee Under Instrument 717994661 ABN: _____
ACN: _____

ADDRESS: _____

SUBURB: North Lakes STATE: QLD POSTCODE: 4509

PHONE: _____ MOBILE: _____ FAX: _____ EMAIL: _____

2. TENANT:

NAME:
Airconditioning Direct Pty Ltd ABN: 48 100 354 461
ACN: 100 354 461

ADDRESS: 46 Flinders Parade

SUBURB: North Lakes STATE: QLD POSTCODE: 4509

PHONE: 07 3491 9926 MOBILE: _____ FAX: _____ EMAIL: marc@acdtrade.com.au

3. GUARANTOR:

NAME:
n/a ABN: _____
ACN: _____

ADDRESS: _____

SUBURB: _____ STATE: _____ POSTCODE: _____

PHONE: _____ MOBILE: _____ FAX: _____ EMAIL: _____

4. PREMISES:

Annex a plan if available

LEVEL OR TENANCY NO Units 7

ADDRESS: 48 Flinders Parade

SUBURB: North Lakes STATE: QLD POSTCODE: 4509

Description: Lot: 7 RP/SP: 299324

5. TERM:

The Term of the Agreement is: One (1) Months Years

Commencing on: 01/01/2021 and ending on: 31/01/2021
DATE (dd/mm/yyyy): DATE (dd/mm/yyyy):

6. OPTION OF RENEWAL (IF ANY):

Note: The term of the lease (including options) should not exceed three (3) years.

Period of further term: n/a

Final date for exercise of option: _____
DATE (dd/mm/yyyy)

7. RENT:

\$ 1,083.33 per: month year *Select applicable box*

INITIALS

8. RENT REVIEW:

Refer to clause 3.3

Note: Failure to review on these dates does not waive the Lessor's right to review

Review Date	Type of Review
1 January 2022	<input type="checkbox"/> Index review <input checked="" type="checkbox"/> Fixed increase – amount of increase: 3%
	<input type="checkbox"/> Index review <input type="checkbox"/> Fixed increase – amount of increase: %

9. PERMITTED USE:

Office, showroom and warehouse to be used for warehousing and wholesale trade

10. OUTGOINGS:

Refer to clause 1.2(9)

10(a) Percentage of Outgoings:

100%

10(b) Additional Outgoings including the costs of (tick if applicable):

- Managing and operating the Building
- Repair and maintenance of the Building
- Gardening and Landscaping
- Provision and servicing of Air-conditioning to the Building
- Cleaning the Building
- Pest Control
- Security services
- Provision and servicing of Fire Detection and extinguishing equipment
- Provision and servicing of lifts and escalators
- Common Area Electricity
- Trade waste

Other (insert details):

11. DEPOSIT:

\$ n/a

12. LESSOR'S AGENT:

NAME:

ADDRESS:

SUBURB:

STATE:

POSTCODE:

PHONE:

MOBILE:

FAX:

EMAIL:

ABN:

ACN:

LICENCE NUMBER:

INITIALS

SPECIAL CONDITIONS

The parties should seek legal advice about any special conditions required. Please note sections 24(3A) to (7) of the *Legal Profession Act 2007* (Qld) when preparing and completing this Agreement.

AGREEMENT MADE

DATE: _____ EXECUTED as an Agreement.
(dd/mm/yyyy):

EXECUTION BY LESSOR

LESSOR 1

Executed by: J.A. Thorn
in accordance with Section 127 of the Corporations Act 2001 (Cth)

Director/Secretary _____
Name of Director/Secretary (BLOCK LETTERS)

Director J.A. Thorn
JASON ALAN THORN
Name of Director (BLOCK LETTERS)

OR (only complete this part if signing as attorney for the Lessor)

SIGNED by: _____ the duly constituted **attorney** of the LESSOR (who states s/he has received no notice of revocation) under power of attorney dated _____ registered no _____ in the presence of:
Signature of Witness _____ Name of Witness (BLOCK LETTERS) _____

OR

SIGNED by: _____ AS LESSOR in the presence of:
Signature of Witness _____ Name of Witness (BLOCK LETTERS) _____

ADDRESS OF WITNESS: _____
SUBURB: _____ STATE: _____ POSTCODE: _____

LESSOR 2

Executed by: _____
in accordance with Section 127 of the Corporations Act 2001 (Cth)

Director/Secretary _____
Name of Director/Secretary (BLOCK LETTERS)

Director _____
Name of Director (BLOCK LETTERS)

OR (only complete this part if signing as attorney for the Lessor)

SIGNED by: _____ the duly constituted **attorney** of the LESSOR (who states s/he has received no notice of revocation) under power of attorney dated _____ registered no _____ in the presence of:
Signature of Witness _____ Name of Witness (BLOCK LETTERS) _____

OR

SIGNED by: _____ AS LESSOR in the presence of:
Signature of Witness _____ Name of Witness (BLOCK LETTERS) _____

ADDRESS OF WITNESS: _____
SUBURB: _____ STATE: _____ POSTCODE: _____

INITIALS

EXECUTION BY TENANT

TENANT 1

Executed by: Airconditioning Direct Pty Ltd
in accordance with Section 127 of the *Corporations Act 2001* (Cth)

Director/Secretary _____

Director  _____

Wayne Ferguson
Name of Director/Secretary (BLOCK LETTERS)

Jonas Steen
Name of Director (BLOCK LETTERS)

OR (only complete this part if signing as attorney for the Tenant)

SIGNED by: _____

Signature of Witness

the duly constituted **attorney** of the TENANT (who states s/he has received no notice of revocation) under power of attorney dated _____ registered no _____ in the presence of: _____
Name of Witness (BLOCK LETTERS)

OR

SIGNED by _____

Signature of Witness

AS TENANT in the presence of: _____
Name of Witness (BLOCK LETTERS)

ADDRESS OF WITNESS: _____

SUBURB: _____ STATE: _____ POSTCODE: _____

TENANT 2

Executed by: _____
in accordance with Section 127 of the *Corporations Act 2001* (Cth)

Director/Secretary _____

Director _____

Name of Director/Secretary (BLOCK LETTERS)

Name of Director (BLOCK LETTERS)

OR (only complete this part if signing as attorney for the Tenant)

SIGNED by: _____

Signature of Witness

the duly constituted **attorney** of the TENANT (who states s/he has received no notice of revocation) under power of attorney dated _____ registered no _____ in the presence of: _____
Name of Witness (BLOCK LETTERS)

OR

SIGNED by _____

Signature of Witness

AS TENANT in the presence of: _____
Name of Witness (BLOCK LETTERS)

ADDRESS OF WITNESS: _____

SUBURB: _____ STATE: _____ POSTCODE: _____

INITIALS

EXECUTION BY THE GUARANTOR

SIGNED by _____ AS GUARANTOR in the presence of:

Name of Guarantor (BLOCK LETTERS)

Signature of Witness _____ Name of Witness (BLOCK LETTERS)

ADDRESS OF WITNESS: _____

SUBURB: _____ STATE: _____ POSTCODE: _____

SIGNED by _____ AS GUARANTOR in the presence of:

Name of Guarantor (BLOCK LETTERS)

Signature of Witness _____ Name of Witness (BLOCK LETTERS)

ADDRESS OF WITNESS: _____

SUBURB: _____ STATE: _____ POSTCODE: _____

COMMERCIAL TENANCY AGREEMENT CONDITIONS

IT IS AGREED

1. DEFINITIONS AND INTERPRETATION

1.1 Terms in Reference Schedule

Where a term used in this Agreement appears in bold type in the Reference Schedule, that term has the meaning shown opposite it in the Reference Schedule.

1.2 Definitions

Unless the context otherwise requires:

- (1) **"Agreement"** means this document, including any Schedule or Annexure to it;
- (2) **"Building"** means the building of which the Premises forms part;
- (3) **"Business Day"** means a day that is not a Saturday, Sunday or any other day which is a Public Holiday or a Bank Holiday in the place where an act is to be performed or a payment is to be made;
- (4) **"Claim"** includes any claim or legal action and all costs and expenses incurred in connection with it;
- (5) **"Default Interest Rate"** means the Standard Default Contract Rate applying at the due date published by the Queensland Law Society Inc.;
- (6) **"GST"** means a goods and services tax or similar value added tax;
- (7) **"Land"** means the Land on which the Premises are situated;
- (8) **"Lessor's Property"** means any property owned by the Lessor in the Premises or on the Land and includes the property identified in any inventory annexed to this Agreement;
- (9) **"Outgoings"** means the following charges levied or expenses payable in respect of the Premises, the Land or the Building (as the case requires):
 - (a) Rates and charges that a local government imposes and levies collected by a local government on behalf of the State of Queensland;
 - (b) Insurance premiums (including building, fire, loss of rent, plate glass and public liability) payable by the Lessor;
 - (c) Land tax;
 - (d) Body Corporate fees and levies (including but not limited to Administrative Fund levies and Sinking Fund levies); and
 - (e) the additional outgoings referred to in Item 10(b) of the Reference Schedule;
- (10) **"Premises"** means the premises described in Item 4 of the Reference Schedule and includes the Lessor's Property in the Premises;
- (11) **"REIQ"** means The Real Estate Institute of Queensland Ltd;
- (12) **"Tenancy"** means the tenancy between the Lessor and the Tenant created by this Agreement;
- (13) **"Tenant's Employees"** means each of the Tenant's employees, contractors, agents, customers, subtenants, licensees or others (with or without invitation) who may be on the Premises, the Building or the Land;
- (14) **"Tenant's Property"** includes all fixtures and other articles in the Premises which are not the Lessor's;
- (15) **"Tenant's Services"** means all utilities and services in or provided to the Premises and without limiting the generality of the foregoing shall include provision of electricity, gas, water, waste disposal, sewerage, telephone and data services; and

- (16) **"Term"** means either a periodic monthly tenancy or the period of months or years described in Item 5 of the Reference Schedule, as applicable, commencing on the date in Item 5 in the Reference Schedule.

1.3 Interpretation

- (1) Reference to:
 - (a) one gender includes each other gender;
 - (b) the singular includes the plural and the plural includes the singular;
 - (c) a person includes a body corporate;
 - (d) a party includes the party's executors, administrators, successors and permitted assigns; and
 - (e) a statute, regulation or provision of a statute or regulation ("**Statutory Provision**") includes:
 - (i) that Statutory Provision as amended or re-enacted from time to time; and
 - (ii) a statute, regulation or provision enacted in replacement of that Statutory Provision.
- (2) All monetary amounts are in Australian dollars, unless otherwise stated.
- (3) If a party consists of more than one person, this Agreement binds them jointly and each of them severally.
- (4) Headings are for convenience only and do not form part of this Agreement or affect its interpretation.
- (5) A party which is a trustee is bound both personally and in its capacity as a trustee.
- (6) "Including" and similar expressions are not words of limitation.
- (7) Where a word or expression is given a particular meaning, other parts of speech and grammatical forms of that word or expression have a corresponding meaning.
- (8) If an act must be done on a specified day which is not a Business Day, the act must be done instead on the next Business Day.
- (9) Where this Tenancy permits or requires the Lessor to do something, it may be done by a person authorised by the Lessor.
- (10) Sections 105 and 107 of the **Property Law Act 1974 (Qld)** do not apply to this Tenancy.

2. TERM AND HOLDING OVER

2.1 Term

The Lessor lets the Premises to the Tenant and the Tenant accepts the Premises as tenant for the Term.

2.2

The Tenant may exercise an option to renew this Agreement for the further term if clause 15 applies.

2.3 Monthly Tenancy

If the Tenant continues to occupy the Premises after the Term with the Lessor's consent then:

- (1) the Tenant does so as a monthly Tenant on the same basis as at the last day of the Term; and
- (2) either party may terminate the monthly tenancy by giving to the other one (1) months' notice expiring on any day.

3. RENT AND RENT REVIEWS

3.1 Rent

The Tenant must:

- (1) pay the Rent by equal monthly instalments in advance on the first day of each month;
- (2) pay the first instalment on the signing of this Agreement;

- (3) if necessary, pay the first and last instalments apportioned on a daily basis; and
- (4) pay all instalments as the Lessor directs.

3.2 Definitions

In clause 3.3:

- (1) **"Index Number"** means the Consumer Price Index (All Groups) for Brisbane published by the Australian Bureau of Statistics. If that index no longer exists, "Index Number" means an index that the Chief Executive Officer of the REIQ decides best reflects changes in the cost of living in Brisbane; and
- (2) **"Review Date"** means a date which is stated in Item 8 of the Reference Schedule as a date from which the rent is to be reviewed.

3.3 Rent Review

(1) Application

This clause 3.3 applies if there is a Review Date.

(2) Review

The Rent must be reviewed as from each Review Date to an amount represented by:

If an Index Review, then A where:

$$A = \frac{B \times D}{C}$$

Where B = the Index Number for the quarter ending immediately before the relevant Review Date;

Where C = the index number for the quarter one (1) year before the quarter in B; and

Where D = the Rent payable immediately before the Review Date.

Or if a Fixed Increase, then A where:

$$A = B + B \times C$$

Where B = the Rent payable immediately before the Review Date

Where C = the percentage stated in Item 8 of the Reference Schedule.

- (3) Time is not of the essence in respect of the review of Rent.

4. OUTGOINGS

- (1) The Tenant must pay the Lessor the whole, or where a percentage is stated in Item 10(a) of the Reference Schedule, that percentage, of the Outgoings.
- (2) Outgoings are payable to the Lessor within fourteen (14) days of production to the Tenant of a copy of the Lessor's assessment notice or account.

5. USE OF THE PREMISES

5.1 Permitted Use

The Tenant must only use the Premises for the Permitted Use.

5.2 Restrictions on use

The Tenant must not:

- (1) disturb the occupants of adjacent premises;
- (2) display any signs without the Lessor's written consent which must not be unreasonably withheld;
- (3) overload any Tenant's Services;
- (4) damage the Lessor's Property;

- (5) alter the Premises, install any partitions or equipment or do any building work without the Lessor's prior written consent;
- (6) do anything that may invalidate the Lessor's insurance or increase the Lessor's premiums; or
- (7) do anything unlawful or illegal on the Premises.

5.3 Tenant's Services

The Tenant shall be responsible for payment for all Tenant's Services provided directly to the Premises.

6. MAINTENANCE AND REPAIR

6.1 Repair

The Tenant must:

- (1) keep the Premises in good repair and condition except for fair wear and tear, inevitable accident and inherent structural defects; and
- (2) fix any damage caused by the Tenant or the Tenant's Employees.

6.2 Cleaning and Maintenance

The Tenant must:

- (1) keep the Premises clean and tidy; and
- (2) keep the Tenant's Property clean and maintained in good order and condition.

6.3 Lessor's Right to Inspect and Repair

- (1) The Lessor may enter the Premises for inspection or to carry out maintenance, repairs or building work at any reasonable time after giving notice to the Tenant. In an emergency, the Lessor may enter at any time without giving the Tenant notice.
- (2) The Lessor may carry out any of the Tenant's obligations on the Tenant's behalf if the Tenant does not carry them out on time. If the Lessor does so, the Tenant must promptly pay the Lessor's costs.

7. ASSIGNMENT AND SUBLETTING

7.1 The Tenant must obtain the Lessor's consent before the Tenant assigns, sublets or deals with its interest in the Premises.

7.2 The Lessor must give its consent if:

- (1) the Tenant satisfies the Lessor that the new tenant is financially secure and has the ability to carry out the Tenant's obligations under this Tenancy;
- (2) the new tenant signs any agreement and gives any security which the Lessor reasonably requires;
- (3) the Tenant complies with any other reasonable requirements of the Lessor;
- (4) the Tenant is not in breach of the Tenancy; and
- (5) the Tenant pays the Lessor's reasonable costs of giving its consent.

8. TENANT'S RELEASE AND INDEMNITY

8.1 The Tenant occupies and uses the Premises at its own risk. The Tenant also carries out building work in the Premises at its risk.

8.2 The Tenant releases the Lessor from and indemnifies it against all Claims for damages, loss, injury or death:

- (1) if it:
 - (a) occurs in the Premises;
 - (b) arises from the use of the Services in the Premises; or
 - (c) arises from the overflow or leakage of water from the Premises,
 except to the extent that it is caused by the Lessor's deliberate act or negligence; and

- (2) if it arises from the negligence or default of the Tenant or the Tenant's Employees, except to the extent that it is caused by the Lessor's deliberate act or negligence.

- 8.3 The Lessor must do everything reasonable to ensure the Tenant's Services operate efficiently during normal working hours.
- 8.4 Except to the extent that any interruption to the operation of the Tenant's Services is caused by the Lessor's deliberate act or negligence then in the event that the Tenant's Services do not operate efficiently the Tenant shall:-
- (a) have no right to claim compensation against the Lessor; and
- (b) have no right to terminate this Agreement.
- 8.5 The Tenant releases the Lessor from and indemnifies the Lessor against any Claim or costs arising from anything the Lessor is permitted to do under this Tenancy.

9. DEFAULT AND TERMINATION

9.1 Default

The Tenant defaults under this Agreement if:

- (1) the Rent or any money payable by the Tenant is unpaid for fourteen (14) days;
- (2) the Tenant breaches any other term of this Agreement;
- (3) the Tenant assigns its property for the benefit of creditors;
- (4) the Tenant becomes a bankrupt person within the meaning of the *Bankruptcy Act 1966 (Cth)*; or
- (5) the Tenant becomes an externally-administered body corporate within the meaning of the *Corporations Act 2001 (Cth)*.

9.2 Forfeiture of Tenancy

If the Tenant defaults and does not remedy the default when the Lessor requires it to do so, the Lessor may, subject to its obligations under s 124 of the *Property Law Act 1974 (Qld)*, do any one or more of the following after giving any notice required by law:

- (1) re-enter and take possession of the Premises;
- (2) by notice to the Tenant, terminate this Agreement;
- (3) by notice to the Tenant, convert the unexpired portion of the Term into a tenancy from month to month;
- (4) exercise any of its other legal rights;
- (5) recover from the Tenant any loss suffered by the Lessor due to the Tenant's default.

10. TERMINATION OF TERM

10.1 Tenant's Obligations

At the end of the Term the Tenant must:

- (1) vacate the Premises and give them back to the Lessor in the condition required by clause 6.1(1);
- (2) remove all the Tenant's Property from the Premises;
- (3) repair any damage caused by removal of the Tenant's Property and leave the Premises clean; and
- (4) return all keys, security passes and cards held by it or the Tenant's Employees.

10.2 Failure to Remove Tenant's Property

If the Tenant does not remove the Tenant's Property at the end of the Term, the Lessor may:

- (1) remove and store the Tenant's Property at the Tenant's risk and expense; or
- (2) treat the Tenant's Property as abandoned, in which case title in the Tenant's Property passes to the Lessor who may deal with it as it thinks fit without being liable to account to the Tenant.

11. DAMAGE AND DESTRUCTION

11.1 Rent Reduction

If the Premises are damaged or destroyed and as a result the Tenant cannot use or gain access to the Premises then from the date that the Tenant notifies the Lessor of the damage or destruction the Lessor:

- (1) must reduce the Rent and any other money owing to the Lessor by a reasonable amount depending on the type, extent and effect of damage or destruction; and
- (2) cannot enforce clause 6.1 against the Tenant; until the Premises are fit for use or accessible.

11.2 Tenant May Terminate

The Tenant may terminate this lease by notice to the Lessor unless the Lessor:

- (1) within three (3) months of receiving the Tenant's notice of termination, notifies the Tenant that the Lessor will reinstate the Premises; and
- (2) carries out the reinstatement works within a reasonable time.

11.3 Exceptions

Clauses 11.1 and 11.2 do not apply where:

- (1) the damage or destruction was caused by or contributed to, or arises from any wilful act of the Tenant or the Tenant's Employees; or
- (2) an insurer under any policy effected by the Lessor refuses indemnity or reduces the sum payable under the policy because of any act or default of the Tenant or the Tenant's Employees.

11.4 Lessor May Terminate

If the Lessor considers the damage to the Premises renders it impractical or undesirable to reinstate the Premises or the Building, it may terminate this lease by giving the Tenant at least one (1) months' notice ending on any day of the month. At the end of that months' notice, this lease ends.

11.5 Dispute Resolution

- (1) Any dispute under this clause 11 must be determined by an independent qualified Valuer appointed by the Chief Executive Officer of the REIQ at the request of either party.
- (2) In making the determination, the Valuer acts as an expert and the determination is final and binding on both parties.
- (3) The cost of the determination must be paid by the parties equally unless otherwise decided by the Valuer.

11.6 Lessor Not Obligated to Reinstate

- (1) Nothing in this lease obliges the Lessor to reinstate the Building or the Premises or the means of access to them.
- (2) When reinstating the Building or the Premises, the Lessor is entitled to change their design, fabric, character or dimensions to comply with any law or lawful requirement.

11.7 Antecedent Rights

Termination under this clause 11 does not affect either parties' accrued rights before termination.

12. INTEREST FOR LATE PAYMENT

Without affecting the Lessor's other rights, if the Tenant does not pay any money owing to the Lessor under this Agreement within fourteen (14) days after the due date, the Tenant must pay interest on that money calculated at the Default Interest Rate from the due date for payment until payment is made.

13. DUTY

The Tenant must pay stamp duty on this lease, if applicable, and other government imposts payable in connection with this Agreement and all other documents and matters referred to in this Agreement when due or earlier if requested in writing by the Lessor.

14. GOODS AND SERVICES TAX

If a GST is imposed on any supply made to the Tenant under or in accordance with this Tenancy, the amount the Tenant must pay for that supply is increased by the amount of that GST.

15. OPTION FOR FURTHER TENANCY

15.1 This Clause 15 applies if item 6 of the Reference Schedule is completed with a period of a further term.

15.2 If the Tenant:

- (1) wishes to lease the Premises for the further term; and
- (2) gives notice to that effect to the Lessor strictly in accordance with the timeframes in item 6 of the Reference Schedule; and
- (3) has not breached this Agreement or if breached such breach has been waived by the Lessor or remedied,

the Lessor must, subject to clause 15.6, grant to and the Tenant must take a further tenancy (**New Tenancy**) of the Premises on the terms and conditions set out in clause 15.3.

15.3 The New Tenancy will be on the same terms and conditions as this Agreement except that:

- (1) the Rent for the New Tenancy will be the amount agreed between the Lessor and the Tenant or, failing agreement by the date the Term expires, the market rent for the Premises determined by an independently qualified Valuer (acting as an expert) in accordance with clause 15.4;
- (2) the Commencement Date will be the day after the Term expires; and
- (3) the New Tenancy will omit this clause 15 unless there is more than one option of renewal set out in item 6 of the Reference Schedule.

15.4 If the Rent is to be determined according to market under clause 15.3(1), the Valuer is to be nominated by the Chief Executive Officer of the REIQ at the request of either party. The following additional terms apply:

- (1) the Valuer's decision is final and binding on the parties;
- (2) the Valuer's costs must be paid by the Lessor and the Tenant equally. Either party may pay the Valuer's costs and recover one half of the amount paid from the other party on demand; and
- (3) if the Rent for the New Tenancy is not determined by the date the Term expires, then:
 - (a) until the Valuer determines the Rent for the New Tenancy, the Tenant must continue to pay the existing Rent; and
 - (b) when the Valuer's decision is made under this clause 15.4, the parties will make an adjustment for any over or under payment of the Rent.

15.5 Before transferring any interest in the Land, the Lessor must obtain a signed deed from the transferee containing covenants in favour of the Tenant that the transferee will be bound by the terms of this Agreement and will not transfer its interest in the Land unless it obtains a similar deed from its transferee.

15.6 If there is a Guarantor under this Agreement, the Lessor is not required to grant the New Tenancy unless the Tenant obtains a further guarantee on the same terms of the due and punctual performance of the Tenant's obligations under this Agreement by the Guarantor or any other replacement guarantor acceptable to the Lessor.

16. DEPOSIT AND COMMISSION

16.1 The Tenant must pay the Deposit to the Lessor's Agent on signing this Agreement.

16.2 The Deposit must be applied against the Rent payable by the Tenant on the commencement of the Term.

16.3 The Lessor agrees to pay the Agent's commission to the Lessor's Agent and authorises the Agent to draw the commission on the commencement of the Term from money received from the Tenant in payment of Rent.

17. NOTICES

17.1 Any notice given or required by this Agreement to be given to a party ("the addressee") must be in writing and, without prejudice to any other lawful method of service, shall be deemed to have been sufficiently given if it is sent to a facsimile number or email address which has been stated for the addressee in this Agreement or otherwise provided by the addressee to the sender.

17.2 Any such notice sent to a facsimile number shall be deemed to have been received by the addressee when the sender obtains a clear transmission report.

17.3 Any such notice sent to an email address shall be deemed to have been received by the addressee when it is capable of being retrieved by the addressee at the email address in accordance with section 24 of the **Electronic Transactions (Queensland) Act 2001**.

17.4 Any such notice may also be given in the manner provided in section 109X of the **Corporations Act 2001 (Cth)** as if it were being served for the purposes stated in that section or in accordance with the provisions of section 347 of the **Property Law Act 1974 (Qld)**.

18. GUARANTEE AND INDEMNITY

18.1 Where Item 3 of the Reference Schedule is completed with the name or names of any person or persons then the succeeding provisions of this clause 18 shall apply.

18.2 The Guarantor (and jointly and severally where there is more than one Guarantor) guarantees to the Lessor the timely payment by the Tenant of the Rent and other moneys agreed to be paid by the Tenant under this Agreement and the timely compliance with all the terms by which the Tenant is bound under this Agreement.

18.3 The Guarantor will at all times pay to the Lessor on demand and indemnify and keep the Lessor indemnified from and against all losses which the Lessor may suffer or incur consequent upon or arising out of any failure by the Tenant to comply with the terms in a timely manner.



Date: 20 May 2022

Walls Super (Qld) Pty Ltd as trustee for the Walls Family Super Fund
140 Griffith Road
SCARBOROUGH QLD 4020

Trust Statement

Matter: NLG:210792

Matter Description: Purchase from Snowdonia Hartridge Property Co Pty Ltd as trustee
Property: 7/48 Flinders Parade, North Lakes

Transaction Ledger from: to 20 May 2022

Date	Date Entered	Type	Transaction No.	Narrative	Reference No.	Received	Paid	Balance
15/07/2021	16/07/2021	Receipt	4573	Purchase monies, stamp duty, fees & disb Received from Walls Super (Qld) Pty Ltd as trustee for the Walls Family Super Fund (Drawer Walls Super (Qld) Pty Ltd as trustee for the Walls Family Su) per Direct Deposit	7178	\$234,261.57		\$234,261.57
19/07/2021	19/07/2021	EFT	1990001038	Stamp duty, Account: 064-013, 10000935, Office of State Revenue Payee is Commissioner of State Revenue	1990001038 - OSR 19.7.21		\$6,300.00	\$227,961.57
19/07/2021	21/07/2021	EFT	1990001041	Purchase monies, Account: 035-892, 059131, PEXA Clearing Account Payee is PEXA Clearing Account	PEXA#216351193 S01F01		\$226,253.67	\$1,707.90
15/07/2021	28/07/2021	Receipt	4641	Purchase monies, stamp duty, fees & disbursements (balance of amount deposited on 15 July 2021 but inadvertently not receipted on that date) Received from Walls Super (Qld) Pty Ltd as trustee for the Walls Family Super Fund (Drawer Walls Super (Qld) Pty Ltd as trustee for the Walls Family Su) per Direct Deposit	7276	\$0.05		\$1,707.95
29/07/2021	29/07/2021	EFT	1990001066	Trust Transfer - Fees and Disbursements, Account: 034-059, 479699, Gleeson Klein Stegeman Payee is Gleeson Klein Stegeman General Account ABN: 92184196268	SYSTEM		\$1,707.90	\$0.05



Date: 20 May 2022

28/10/2021	28/10/2021	EFT	1990001370	Trust Transfer - Fees and Disbursements, Account: 034-059, 479699, Gleeson Klein Stegeman Payee is Gleeson Klein Stegeman General Account ABN: 92184196268	SYSTEM		\$0.05	\$0.00	
						Total	\$234,261.62	\$234,261.62	\$0.00

As of 20 May 2022, we hold a Trust Ledger Balance of \$0.00 on your behalf.

Director Responsible: Jodie Anderson-Bell
Our Ref: NLG:210792
Your Ref:
Invoice No: BI0003190
Date: 19 Jul 2021



Walls Super (Qld) Pty Ltd as trustee for the Walls Family Super Fund
140 Griffith Road
SCARBOROUGH QLD 4020

**Purchase from Snowdonia Hartridge Property Co Pty Ltd as trustee
Property: 7/48 Flinders Parade, North Lakes**

**TAX INVOICE
THIS ACCOUNT IS PAYABLE WITHIN 7 DAYS**

Professional Fees	\$1,500.00
Disbursements	\$150.67
Total Fees & Disbursements (as per attached schedule)	<hr/> \$1,650.67
GST	\$157.10
Total of this Invoice	<hr/> \$1,807.77
Less amount transferred from Trust	\$1,707.90
Amount now due and owing	<hr/> \$99.87

With compliments
GLEESON KLEIN STEGEMAN LAWYERS

E. & O.E.



REDCLIFFE | NORTH LAKES | SUNSHINE COAST

POSTAL ADDRESS
PO Box 1224 REDCLIFFE QLD 4020
P 07 3284 5093 E mail@gkslaw.com.au

HEAD OFFICE
Level 2, 19 Creek Street, REDCLIFFE QLD 4020
gkslaw.com.au

GKS LAW PTY LTD ACN 623 918 310

ABN 92 184 196 268

"This tax invoice is a notice of withdrawal/request for payment pursuant to section 58(3) of the Legal Profession Regulation 2007"

SCHEDULE OF PROFESSIONAL FEES AND DISBURSEMENTS

Professional Fees

Date	Description	Amount	GST
15/07/2021	Professional fees in relation to acting for the buyer in a commercial property purchase	\$1,500.00	\$150.00

Disbursements

Date	Description	Amount	GST
14/07/2021	ASIC: Organisation Extract - WALLS SUPER (QLD) PTY	\$17.89	\$0.89
14/07/2021	InfoTrack: QLD Land Tax Certificate - 7/SP299324	\$45.58	\$4.56
14/07/2021	QLD: Title Search - 51139373	\$22.80	\$0.60
14/07/2021	InfoTrack: QLD Contaminated Land Register - DEHP: Contaminated Land Search (Charged per Lot) - 7/SP	\$64.40	\$1.05

DISPUTES

The following avenues are available to you if you are not happy with this bill:

1. request an itemised bill;
2. contact us to discuss concerns with us;
3. apply for a cost assessment within 12 months of delivery of a bill or request for payment;
4. apply to set aside your Client Service Agreement (if any) within 6 years or such other time period as the law permits.

There may be other avenues available in your State or Territory (such as mediation).

INTEREST PAYABLE

Our accounts are payable within 7 days of receipt and, thereafter, section 321 of the Legal Professions Act 2007 entitles the firm to charge interest on unpaid legal costs. Interest will be charged on all unpaid monies and will start accruing 7 days from the date of the unpaid account at the then current Reserve Bank Cash Target Rate plus 2% per annum (compounding monthly) until payment is received in full, unless prior arrangements have been made.

OTHER INFORMATION

For more information about your rights, please read the following facts sheet titled "Legal Costs – Your Right To Know" and "Your right to challenge legal costs". You can ask us for a copy, or obtain it from your local law society or law institute or it can be downloaded from the Queensland Law Society at www.qls.com.au.

THIS ACCOUNT IS PAYABLE WITHIN 7 DAYS

Direct Debit: Listed below are our banking details if you wish to pay this account by direct debit.

Bank: Westpac Account Name: Gleeson Klein Stegeman Lawyers General Account
BSB: 034 059 Account No.: 479699 Reference: 210792

OR

✂.....

Please return the below slip with your payment or complete and return the credit card details below.

Circle Card: : VISA / MASTER CARD

Card Number : ____/____/____/____ ____/____/____/____ ____/____/____/____ ____/____/____/____

Card Holder : _____ Signature: _____

Expiry Date : ____/____/____ CCV: _____ Amount: \$ _____

Client : WALLS SUPER (QLD) PTY LTD AS TRUSTEE FOR THE WALLS FAMILY SUPER FUND

Re : Purchase from Snowdonia Hartridge Property Co Pty Ltd as trustee
Property: 7/48 Flinders Parade, North Lakes

Invoice No : BI0003190 Our Ref: 210792

SETTLEMENT STATEMENT

BUYER: HOLT GROUP QLD PTY LTD ACN 666 441 149 AS TRUSTEE FOR HOLT INVESTMENT TRUST 1
BUYER'S SOLICITOR: McMinn Lawyers
SELLER: WALLS SUPER (QLD) PTY LTD AS TRUSTEE FOR THE WALLS FAMILY SUPER FUND
SELLER'S SOLICITOR: Gleeson Klein Stegeman Lawyers
PROPERTY: 7, 48 Flinders Parade, North Lakes Qld, 4509

SETTLEMENT DATE: 31 May, 2023
SETTLEMENT PLACE: PEXA
SETTLEMENT TIME: 1.30pm
ADJUSTMENT DATE: 31 May, 2023

SETTLEMENT FIGURES:

Purchase Price	\$330,000.00
Less deposit paid	\$5,000.00
	<hr/>
	\$325,000.00

PLUS ALLOWANCES BY BUYER

Rates adjustment \$620.80 paid for the period 1/4/2023 to 30/6/2023 - buyer allows 30 / 91 days	\$204.66
Body corporate sinking fund adjustment \$375.00 paid for period 1/4/2023 to 30/6/2023 - buyer allows 30 / 91 days	\$123.63
Body corporate admin fund adjustment \$310.00 paid for period 1/4/2023 to 30/6/2023 - buyer allows 30 / 91 days	\$102.20
Body corporate insurance adjustment \$118.19 paid for period 1/4/2023 to 30/6/2023 - buyer allows 30 / 91 days	\$38.96
Subtotal	<hr/>
	\$469.45

TOTAL SETTLEMENT SUM	<hr/>
	\$325,469.45

SETTLEMENT CHEQUES:

1. PEXA fee	\$123.97
2. GKS Law	\$1,119.88
3. Unitywater	\$235.52
4. Vendor funds	\$323,990.08
	<hr/>
	\$325,469.45

Director Responsible: Mike Klein
Our Ref: RJW:230289
Invoice No: BI0006252
Date: 31 May 2023



Walls Super (Qld) Pty Ltd as trustee for the Walls Family Super Fund
20 Constance Court
NEWPORT QLD 4020

Sale to Holt Group Pty Ltd as trustee for Holt Investment Trust 1
Property: 7/48 Flinders Parade, North Lakes QLD 4509

TAX INVOICE
THIS ACCOUNT IS PAYABLE WITHIN 7 DAYS

Professional Fees	\$1,000.00
Disbursements	\$18.89
Total Fees & Disbursements (as per attached schedule)	\$1,018.89
GST	\$100.99
Total of this Invoice	\$1,119.88
Less amount transferred from Trust	\$1,119.88
Amount now due and owing	<u>NIL</u>

A handwritten signature in black ink, appearing to be 'J. Klein'.

With compliments
GLEESON KLEIN STEGEMAN LAWYERS

E. & O.E.

REDCLIFFE | NORTH BRISBANE | SUNSHINE COAST

POSTAL ADDRESS

PO Box 1224 REDCLIFFE QLD 4020
P 07 3284 5093 E mail@gkslaw.com.au

HEAD OFFICE

Level 2, 19 Creek Street, REDCLIFFE QLD 4020
gkslaw.com.au

GKS LAW PTY LTD ACN 623 918 310
ABN 92 184 196 268

"This tax invoice is a notice of withdrawal/request for payment pursuant to section 58(3) of the Legal Profession Regulation 2007"

SCHEDULE OF PROFESSIONAL FEES AND DISBURSEMENTS

Professional Fees

Date	Description	Amount	GST
30/05/2023	To our professional fees on sale	\$1,000.00	\$100.00

Disbursements

Date	Description	Amount	GST
22/04/2023	ASIC: Organisation Extract - HOLT GROUP QLD PTY LTD	\$18.89	\$0.99

Director Responsible: Mike Klein
Our Ref: MJK:RJW 230289
Date: 1 June 2023



Walls Super (Qld) Pty Ltd as trustee for
the Walls Family Super Fund
20 Constance Court
NEWPORT QLD 4020

By email: kiwijeff@bigpond.com

Dear Mr & Mrs Walls

**Sale to Holt Group Pty Ltd as trustee for Holt Investment Trust 1
Property: 7/48 Flinders Parade, North Lakes QLD 4509**

We are pleased to confirm that settlement of the sale of your property at 7, 48 Flinders Parade, North Lakes Qld, 4509 was completed on 31 May 2023. Details of the settlement figures are **enclosed** for your information.

If this statement of figures is required for taxation purposes, we suggest you forward them directly to your tax agent or keep them in a secure place. A cost of \$66.00 (GST inclusive), which will be required prior to retrieving documents, will be incurred to supply copies from our archive records.

Settlement monies

On settlement we received the sum of \$330,469.45 calculated in accordance with the **enclosed** Settlement Statement.

As instructed, we deposited the sum of \$328,990.08 into your nominated bank account #555.

Notification of sale

The transfers will be lodged by the buyer's solicitors at the titles office who will in turn notify the local authority and future rate assessments and notices of valuation will be sent to the buyer.

Insurance

As you will appreciate the insurance on the property can now be cancelled and a refund of part of the premium requested. Where contents are covered you may wish to keep that section of the policy current in which event you should advise your insurer of your new address.

Costs

We **enclose** herewith our Tax Invoice which shows the amount paid by you for our costs and disbursements.

Taxes

If capital gains tax applies to the sale then the relevant date of the sale is the date of exchange, which was 31 May 2023.

REDCLIFFE | NORTH BRISBANE | SUNSHINE COAST

POSTAL ADDRESS

PO Box 1224 REDCLIFFE QLD 4020
P 07 3284 5093 E mail@gkslaw.com.au

HEAD OFFICE

Level 2, 19 Creek Street, REDCLIFFE QLD 4020
gkslaw.com.au

If the sale was a taxable supply and goods and services tax payable then the details of this transaction must be included in your activity statement for the current tax period and any GST payable paid. Again if applicable a tax invoice was given to the buyer on settlement.

Wills

Now that your conveyancing matter is complete, and if you haven't done so already, you may like to proceed with making wills and powers of attorney and guardianship. If so please make an early appointment.

Thank you for your instructions.

Yours faithfully

GLEESON KLEIN STEGEMAN LAWYERS



Rachel Wernicke

Conveyancing Manager

Direct Line: 07 3060 2025

Email: rachel@gkslaw.com.au

DISPUTES

The following avenues are available to you if you are not happy with this bill:

1. request an itemised bill;
2. contact us to discuss concerns with us;
3. apply for a cost assessment within 12 months of delivery of a bill or request for payment;
4. apply to set aside your Client Service Agreement (if any) within 6 years or such other time period as the law permits.

There may be other avenues available in your State or Territory (such as mediation).

INTEREST PAYABLE

Our accounts are payable within 7 days of receipt and, thereafter, section 321 of the Legal Professions Act 2007 entitles the firm to charge interest on unpaid legal costs. Interest will be charged on all unpaid monies and will start accruing 7 days from the date of the unpaid account at the then current Reserve Bank Cash Target Rate plus 2% per annum (compounding monthly) until payment is received in full, unless prior arrangements have been made.

OTHER INFORMATION

For more information about your rights, please read the following facts sheet titled "Legal Costs – Your Right To Know" and "Your right to challenge legal costs". You can ask us for a copy, or obtain it from your local law society or law institute or it can be downloaded from the Queensland Law Society at www.qls.com.au.

THIS ACCOUNT IS PAYABLE WITHIN 7 DAYS

Direct Debit: Listed below are our banking details if you wish to pay this account by direct debit.

Bank: Westpac Account Name: Gleeson Klein Stegeman Lawyers General Account
BSB: 034 059 Account No.: 479699 Reference: 230289

OR

✂.....

Please return the below slip with your payment or complete and return the credit card details below.

Circle Card: : VISA / MASTER CARD

Card Number : ____/____/____/____ ____/____/____/____ ____/____/____/____ ____/____/____/____

Card Holder : _____ Signature: _____

Expiry Date : ____/____/____ CCV: _____ Amount: \$ _____

Client : WALLS SUPER (QLD) PTY LTD AS TRUSTEE FOR THE WALLS FAMILY SUPER FUND

Re : Sale to Holt Group Pty Ltd as trustee for Holt Investment Trust 1
Property: 7/48 Flinders Parade, North Lakes QLD 4509

Invoice No : B10006252 Our Ref: 230289



Ace Body Corporate Management
 (North Lakes, Sunshine Coast & Noosa)
 PO Box 267
 NORTH LAKES QLD 4509

Tax Invoice

Tax Date	Invoice No.
22/03/2023	2022/130

Invoice To
Jeff Walls C/- Walls Super (Qld) Pty Ltd ACN 151 116 as trustees for the Walls Family Super Fu 140 Griffith Road NEWPORT QLD 4020

Terms
Due on receipt

Description	Qty	Price	TAX	TAX AMT	Amount
Disclosure Statement		150.00	GST	13.64	150.00

Payments made by Direct Deposit to: Bank Macquarie A/C Name: Ace Body Corporate BSB: 184-446 A/C No: 3032-82776	Subtotal	\$136.36
	Tax	\$13.64
	Total	\$150.00

It's been a pleasure working with you!

Australian Business Number	50 571 690 010
----------------------------	----------------

Contract for Commercial Lots in a Community Titles Scheme

Ninth Edition

This document has been approved by The Real Estate Institute of Queensland Limited and the Queensland Law Society Incorporated as being suitable for the sale and purchase of Commercial Lots in a Community Titles Scheme in Queensland.

The Seller and Buyer agree to sell and buy the Property under this Contract.

REFERENCE SCHEDULE

Contract Date: 11/4/2023 If no date is inserted, the Contract Date is the date on which the last party signs the Contract

SELLER'S AGENT

NAME:
WITHOUT THE INTERVENTION OF AN AGENT

ABN/ACN: _____ LICENCE NO: _____
ADDRESS: _____
SUBURB: _____ STATE: _____ POSTCODE: _____
PHONE: _____ MOBILE: _____ FAX: _____ EMAIL: _____

PARTIES

SELLER

NAME:
WALLS SUPER (QLD) PTY LTD ACN 151 116 773 TRUSTEE UNDER INSTRUMENT 720949273

ADDRESS: 140 GRIFFITH ROAD

SUBURB: NEWPORT STATE: QLD POSTCODE: 4020
PHONE: _____ MOBILE: 0419 642 906 FAX: _____ EMAIL: kiwijeff@bigpond.com ABN: 84 790 481 546

NAME:
ADDRESS: _____

SUBURB: _____ STATE: _____ POSTCODE: _____
PHONE: _____ MOBILE: _____ FAX: _____ EMAIL: _____ ABN: _____

SELLER'S SOLICITOR

← or any other Solicitor notified to the Buyer

NAME:
GKS LAW
REF: _____ CONTACT:
NG: 230289 Nada Gu

ADDRESS: LEVEL 2, 19 CREEK STREET

SUBURB: REDCLIFFE STATE: QLD POSTCODE: 4020
PHONE: 3284 5093 MOBILE: _____ FAX: _____ EMAIL: nada@gkslaw.com.au

INITIALS

(Handwritten initials and signatures)

BUYER

NAME:

HOLT GROUP QLD PTY LTD ACN 666 441 149 AS TRUSTEE FOR HOLT INVESTMENT TRUST 1

ADDRESS:

SUBURB:

PHONE:

MOBILE:

FAX:

EMAIL:

STATE:

POSTCODE:

ABN:

28 584 330 042

NAME:

ADDRESS:

SUBURB:

PHONE:

MOBILE:

FAX:

EMAIL:

STATE:

POSTCODE:

ABN:

BUYER'S SOLICITOR

NAME:

← or any other Solicitor notified to the Seller

MCMINN LAWYERS

REF:

CONTACT:

ADDRESS: UNIT 8, LEVEL 1, 887 ANN STREET

SUBURB: FORTITUDE VALLEY

PHONE:

MOBILE:

FAX:

EMAIL:

STATE: QLD

POSTCODE: 4006

3852 3900

0419 731 723

BUYER'S AGENT (If applicable)

NAME:

ABN:

LICENCE NO:

ADDRESS:

SUBURB:

PHONE:

MOBILE:

FAX:

EMAIL:

STATE:

POSTCODE:

PROPERTY

Lot Address: 7/48 FLINDERS PARADE

Suburb: NORTH LAKES

STATE: QLD

POSTCODE: 4509

Description: Lot: 7 on: BUP GTP SP 299324

Scheme: HERRON ON FLINDERS Community Titles Scheme: 51277

Title Reference: 51139373

Local Government: MORETON BAY REGIONAL COUNCIL

Present Use: INDUSTRIAL

Excluded Fixtures: Tenant's fixtures and chattels

Included Chattels:

INITIALS

[Handwritten initials]

PRICE

Purchase Price: \$ 330,000.00

Deposit: \$ 5,000.00 Initial Deposit payable on the day the Buyer signs this contract unless another time is specified below:
On signing of the contract
\$ _____ Balance Deposit (if any) payable on:

Deposit Holder: Gleeson Klein Stegeman Lawyers Law Practice Trust Account

Deposit Holder's Trust Account BANK: Westpac
BSB: 034 059
ACCOUNT NO: 479701

Default Interest Rate: _____ % ← If no figure is inserted, the Contract Rate applying at the Contract Date published by the Queensland Law Society Inc. will apply.

Cyber Warning

Cyber criminals are targeting real estate transactions by sending fraudulent electronic communications (emails) impersonating lawyers and real estate agents. Before you pay any funds to another person or company using information that has been emailed to you or contained in this Contract, you should contact the intended recipient by telephone to verify and confirm the account details that have been provided to you.

FINANCE

Finance Amount: \$ Sufficient to complete ← Unless all of "Finance Amount", "Financier" and "Finance Date" are completed, this contract is not subject to finance and clause 3 does not apply.

Financier: Buyer's choice Finance Date: 28 days from the date of the contract

BUILDING AND/OR PEST INSPECTION DATE

Inspection Date: Not applicable ← If "Inspection Date" is not completed, the contract is not subject to an inspection report and clause 4 does not apply.

MATTERS AFFECTING PROPERTY

Title Encumbrances:

Is the Property sold subject to any Encumbrances? No Yes, listed below:


← WARNING TO SELLER:
You are required to disclose all Title Encumbrances which will remain after settlement (for example, easements on your title in favour of other land and statutory easements for sewerage and drainage which may not appear on a title search). Failure to disclose these may entitle the Buyer to terminate the contract or to compensation. It is NOT sufficient to state "refer to title", "search will reveal", or similar.

ADDITIONAL BODY CORPORATE INFORMATION

Interest Schedule Lot Entitlement of Lot: 185
Aggregate Interest Schedule Lot Entitlement: 4500
Contribution Schedule Lot Entitlement of Lot: 1
Aggregate Contribution Schedule Lot Entitlement: 9

BODY CORPORATE INSURANCE POLICIES

Insurer: CHU Underwriting Agencies Pty Ltd Policy No: CS0007669
Building: \$3,990,000.00
Public Liability: \$10,000,000.00
Other:

INITIALS 

NEIGHBOURHOOD DISPUTES (DIVIDING FENCES AND TREES) ACT 2011

The Seller gives notice to the Buyer in accordance with section 83 of the Neighbourhood Disputes (Dividing Fences and Trees) Act 2011 that the Lot: (select whichever is applicable)

- is not affected by any application to, or an order made by, the Queensland Civil and Administrative Tribunal (QCAT) in relation to a tree on the Land or
- is affected by an application to, or an order made by, QCAT in relation to a tree on the Land, a copy of which has been given to the Buyer prior to the Buyer signing the contract.

← WARNING: Failure to comply with section 83 of the Neighbourhood Disputes (Dividing Fences and Trees) Act 2011 by giving a copy of an order or application to the Buyer (where applicable) prior to the Buyer signing the contract will entitle the Buyer to terminate the contract prior to Settlement.

GST TABLE

GOODS AND SERVICES TAX - WARNING

Marking the GST Items in the GST Table may have significant consequences for the Seller and Buyer. The Seller and Buyer should seek professional advice about the completion of the GST Items and not rely on the Agent to complete the GST items.

Notes to Completion:

A. Only 1 box in the selected item must be marked.

B. If the Yes box in item GST 1 is marked:

- items GST2 and GST3 must not be marked;
- despite any markings of items GST2 and GST3, clauses 11.4, 11.5 and 11.6 do not apply.

C. If the Yes box in item GST2 is marked:

- item GST1 and GST3 must not be marked;
- despite any marking of items GST1 and GST3, clauses 11.4, 11.5 and 11.7 do not apply.

GST1 GOING CONCERN

Is this a sale of a Going Concern? Yes

If Yes, clause 11.7 (If the Supply is a Going Concern) applies.
Otherwise clause 11.7 (If the Supply is a Going Concern) does not apply.
If the Yes box is marked, do not complete items GST2 and GST3.

← WARNING: There are strict requirements for the sale of a Going Concern under the GST Act. If in doubt about complying with those provisions, seek professional advice before marking this item.

GST2 MARGIN SCHEME

Is the Margin Scheme to apply to the sale of the Property? Yes

If Yes, clause 11.6 (Margin Scheme) applies.
Otherwise clause 11.6 (Margin Scheme) does not apply.

The Seller must not apply the Margin Scheme to the Supply of the Property if clause 11.6 does not apply.

← WARNING: If the Yes box is marked, do not complete items GST1 and GST3.

GST3 INCLUSIVE OR EXCLUSIVE PURCHASE PRICE

Does the Purchase Price include GST?

Mark 1 box only

Yes

If Yes, clause 11.4 (Purchase Price Includes GST) applies.

No

If No, clause 11.5 (Purchase Price Does Not Include GST) applies.

If neither box is marked or both boxes are marked, clause 11.4 (Purchase Price Includes GST) applies.

← WARNING: (Do not complete item GST3 if the item GST1 (Going Concern) or item GST2 (Margin Scheme) are marked Yes.)

GST WITHHOLDING OBLIGATIONS

Buyer Warranty

Is the Buyer registered for GST and acquiring the Lot for a creditable purpose?

(select whichever is applicable)

Yes

No

[Note: If the Buyer selects [No] the Seller may be required to give a notice under section 14-255 of the Withholding Law prior to settlement.]

← WARNING: the Buyer warrants in clause 2.4 (6) that this information is true and correct.

INITIALS

[Handwritten initials]

[Handwritten initials]

[Handwritten signature]

EF004 01/23

© Copyright The Real Estate Institute of Queensland Ltd

000027512935

Page 4 of 21

LEASE SCHEDULE*

*Attach further Schedule if insufficient space.

WARNING:

The Seller warrants in clauses 10.2 and 10.3 that the Lease Schedule is accurate at the Contract Date. Lease Incentives must include all incentives given to the Tenant, even if they have been received (see clause 10.3(6)).

LEASE 1

Name of Tenant: Silver Dragon (Qld) Pty Ltd

Use: Warehouse/Storage Location/Tenancy No: _____

Area of Tenancy (m² approx): _____ Current Rent per Annum: \$ 22,096.80 including GST

inclusive of outgoings exclusive of outgoings

Current Commencement Date: 01 November 2022

Current Term: One year

Remaining Option/s: Option 1 Term: Nil years

Option 2 Term: _____ years

Option 3 Term: _____ years

Tenant Car Park: No: _____ Rate \$ _____ per annum month

Lease Documents: _____

Lease Incentives: _____

LEASE 2

Name of Tenant: _____

Use: _____ Location/Tenancy No: _____

Area of Tenancy (m² approx): _____ Current Rent per Annum: _____

inclusive of outgoings exclusive of outgoings

Current Commencement Date: _____

Current Term: _____

Remaining Option/s: Option 1 Term: _____ years:

Option 2 Term: _____ years:

Option 3 Term: _____ years:

Tenant Car Park: No: _____ Rate \$ _____ per annum month

Lease Documents: _____

Lease Incentives: _____

SERVICE AGREEMENT SCHEDULE*

* Attach further Schedule if insufficient space.

CONTRACT 1

Contractor: _____

Service performed: _____

Cost: \$ _____ per annum quarter month

CONTRACT 2

Contractor: _____

Service performed: _____

Cost: \$ _____ per annum quarter month

CONTRACT 3

Contractor: _____

Service performed: _____

Cost: \$ _____ per annum quarter month

INITIALS *(Note: Initials required if signed with Electronic Signature)*

SELLER'S DISCLOSURE

WARNING: The Seller is taken to have knowledge of significant Body Corporate matters that may affect the Buyer, where the Seller ought reasonably to be aware of those matters.

[Section 223(4) *Body Corporate and Community Management Act 1997*]

The Seller gives notice to the Buyer of the following matters:

(a) LATENT OR PATENT DEFECTS IN COMMON PROPERTY OR BODY CORPORATE ASSETS

[Empty box for disclosure details]

[Sections 223(2)(a) and 223(2)(b) *Body Corporate and Community Management Act 1997*] Annex details of disclosure made by the Seller (if any).

(b) ACTUAL CONTINGENT OR EXPECTED LIABILITIES OF BODY CORPORATE

[Empty box for disclosure details]

[Sections 223(2)(c) and 223(2)(d) *Body Corporate and Community Management Act 1997*]. Annex details of disclosure made by the Seller (if any).

(c) CIRCUMSTANCES IN RELATION TO AFFAIRS OF THE BODY CORPORATE

[Empty box for disclosure details]

[Sections 223(3) *Body Corporate and Community Management Act 1997*]. Annex details of disclosure made by the Seller (if any).

(d) EXCEPTIONS TO STATEMENTS IN CLAUSE 7.4(4)

[Empty box for disclosure details]

Annex details of disclosure made by the Seller (if any).

(e) PROPOSED BODY CORPORATE RESOLUTIONS (CLAUSE 8.4)

[Empty box for disclosure details]

Annex details of disclosure made by the Seller (if any).

INITIALS *[Handwritten initials]*

SPECIAL CONDITIONS

1. New Lease

The parties agree that the Buyer will introduce a new tenant to the property before the Settlement Date. The Seller is to terminate the existing lease prior to the commencement of the new lease. The Buyer is to negotiate the terms of the new lease with the new tenant and to bear the costs of the negotiation and preparation of the new lease. The new lease is to commence at least one day prior to the Settlement Date.

SETTLEMENT

Settlement Date: 21 days from the Finance Date

← or any later date for settlement in accordance with clause 6.2, 6.3, 12.5, 13.4 or any other provision of this Contract.

← WARNING: The Settlement Date as stated may change. Read clauses 6.2, 6.3, 12.5 and 13.4. If you require settlement on a particular date, seek legal advice prior to signing.

Place for Settlement: Brisbane

← If Brisbane is inserted or this is not completed, this is a reference to Brisbane CBD.

SIGNATURES

Buyer: Matthew Holt NADA HELI Witness: _____

Buyer: [Signature] [Signature] Witness: _____

By placing my signature above, I warrant that I am the Buyer named in the Reference Schedule or authorised by the Buyer to sign.

(Note: No witness is required if the Buyer signs using an Electronic Signature)

Seller: JENNIFER WALES [Signature] Witness: [Signature]

Seller: [Signature] Witness: [Signature]

By placing my signature above I warrant that I am the Seller named in the Reference Schedule or authorised by the Seller to sign.

(Note: No witness is required if the Seller signs using an Electronic Signature)

INITIALS [Signature] [Signature] [Signature]

TERMS OF CONTRACT
For Commercial Lots in a Community Titles Scheme

1. DEFINITIONS

1.1 In this Contract:

- (1) terms in **bold** in the Reference Schedule and the Disclosure Statement have the meanings shown opposite them and unless the context requires otherwise;
- (a) **"ATO"** means the Australian Taxation Office;
- (b) **"ATO Clearance Certificate"** means a certificate issued under section 14-220(1) of the Withholding Law which is current on the date it is given to the Buyer;
- (c) **"Balance Purchase Price"** means the Purchase Price, less the Deposit paid by the Buyer;
- (d) **"Bank"** means an authorised deposit-taking institution within the meaning of the *Banking Act 1959* (Cth);
- (e) **"Bank Guarantee"** means each bank guarantee or deposit bond held by or on behalf of the Seller which has been provided on behalf of a Tenant to secure that Tenant's obligations under its Lease;
- (f) **"Body Corporate"** means the body corporate of the Scheme;
- (g) **"Body Corporate Debt"** has the meaning in the Regulation Module but excludes the Body Corporate Levies for the period which includes the Settlement Date;
- (h) **"Body Corporate Levies"** means regular periodic contributions levied on the owner of the Lot (including, if applicable, levied under an exclusive use by-law) excluding any Special Contribution;
- (i) **"Building"** means any building that forms part of the Lot or in which the Lot is situated;
- (j) **"Building Inspector"** means a person licensed to carry out completed commercial building inspections under the *Queensland Building and Construction Commission Regulations 2018*;
- (k) **"Business Day"** means a day other than:
- (i) a Saturday or Sunday;
- (ii) a public holiday in the Place for Settlement; and
- (iii) a day in the period 27 to 31 December (inclusive);
- (l) **"CGT Withholding Amount"** means the amount determined under section 14-200(3)(a) of the Withholding Law or, if a copy is provided to the Buyer prior to settlement, a lesser amount specified in a variation notice under section 14-235.
- (m) **"Contract Date"** or **"Date of Contract"** means:
- (i) the date inserted in the Reference Schedule as the Contract Date; or
- (ii) If no date is inserted, the date on which the last party signs this contract;
- (n) **"Contractor"** means any party performing services under a Service Agreement;
- (o) **"Court"** includes any tribunal established under statute;
- (p) **"Digitally Sign"** and **"Digital Signature"** have the meaning in the ECNL;
- (q) **"Disclosure Statement"** means the statement under section 206 (existing lot) or section 213 (proposed lot) of the *Body Corporate and Community Management Act 1997*;
- (r) **"ECNL"** means the Electronic Conveyancing National Law (Queensland);
- (s) **"Electronic Conveyancing Documents"** has the meaning in the *Land Title Act 1994*;
- (t) **"Electronic Lodgement"** means lodgement of a document in the Land Registry in accordance with the ECNL;
- (u) **"Electronic Settlement"** means settlement facilitated by an ELNO System;
- (v) **"Electronic Signature"** means an electronic method of signing that identifies the person and indicates their intention to sign the contract;
- (w) **"Electronic Workspace"** means a shared electronic workspace within the ELNO System nominated by the Seller that allows the Buyer and Seller to effect Electronic Lodgement and Financial Settlement;
- (x) **"ELNO"** has the meaning in the ECNL;
- (y) **"ELNO System"** means a system provided by an ELNO capable of facilitating Financial Settlement and Electronic Lodgement in Queensland;
- (z) **"Encumbrances"** includes:
- (i) unregistered encumbrances
- (ii) statutory encumbrances; and
- (iii) Security Interests.
- (aa) **"Essential Term"** includes, in the case of breach by:
- (i) the Buyer: clauses 2.1, 2.4(1), 2.4(5), 5.1 and 6.1; and
- (ii) the Seller: clauses 2.4(5), 5.1, 5.3(1)(a) - (f), 5.3(1)(e)(ii) & (iii), 5.7 and 6.1; but nothing in this definition precludes a Court from finding other terms to be essential;
- (bb) **"Exclusive Use Areas"** means parts of the common property for the Scheme allocated to the Lot under an exclusive use by-law;
- (cc) **"Extension Notice"** means a notice under clause 6.2(1);
- (dd) **"Financial Institution"** means a Bank, building society or credit union;
- (ee) **"Financial Settlement"** means the exchange of value between Financial Institutions facilitated by an ELNO System in accordance with the Financial Settlement Schedule;
- (ff) **"Financial Settlement Schedule"** means the electronic settlement schedule within the Electronic Workspace listing the source accounts and destination accounts;
- (gg) **"GST"** means the goods and services tax under the GST Act;
- (hh) **"GST Act"** means *A New Tax System (Goods and Services Tax) Act 1999* (Cth) and includes other GST related legislation;
- (ii) **"GST Withholding Amount"** means the amount (if any) determined under section 14-250 of the Withholding Law required to be paid to the Commissioner of Taxation;

INITIALS

(Write initials in the appropriate boxes)

- (ji) "Improvements" means all fixed structures in the Lot (such as fixed plant and equipment, carpets, curtains, blinds and their fittings, in-ground plants) but does not include the Reserved Items or any fixtures and fittings which a tenant is entitled to remove;
- (kk) "ITAA" means the *Income Tax Assessment Act 1936* (Cth) ("1936 Act") and the *Income Tax Assessment Act 1997* (Cth) ("1997 Act"), or if a specific provision is referred to, the Act which contains the provision; however if a specific provision of the 1936 Act is referred to which has been replaced by a provision of the 1997 Act, the reference must be taken to be to the replacement provision;
- (ll) "Keys" means keys, codes or devices in the Seller's possession or control for all locks or security systems on the Property or necessary to access the Property;
- (mm) "Land" means the scheme land for the Scheme;
- (nn) "Leases" means the leases, licences or other rights of occupancy of the Lot:
- referred to in the Lease Schedule; or
 - granted by the Seller with the Buyer's consent under clause 10.6;
- (oo) "Lease Documents" means all agreements, deeds of covenant and other documents (including Lease Guarantees) relating to the Leases;
- (pp) "Lease Guarantees" means each guarantee or indemnity given in relation to a Lease. It includes a Security Deposit, Bank Guarantee or personal or corporate guarantee;
- (qq) "Outgoings" means:
- rates or charges on the Lot by any competent authority (for example, council rates, water rates, fire service levies);
 - land tax; and
 - Body Corporate Levies;
- (rr) "Pest Inspector" means a person licensed to undertake termite inspections on completed buildings under the Queensland Building and Construction Commission Regulations 2018;
- (ss) "PPSR" means the Personal Property Securities Register established under the *Personal Property Securities Act 2009* (Cth);
- (tt) "Property" means:
- the Lot;
 - the right to any Exclusive Use Areas;
 - the Improvements;
 - the Included Chattels;
- (uu) "Proposed Dealing" has the meaning in clause 10.6(1).
- (vv) "Regulation Module" means the regulation module for the Scheme;
- (ww) "Rent" means any periodic amount, including outgoings, payable under the Leases;
- (xx) "Reserved Items" means the Excluded Fixtures and all chattels in the Lot and Exclusive Use Areas other than the Included Chattels;
- (yy) "Scheme" means the community titles scheme containing the Lot;
- (zz) "Security Deposits" means security deposits held by or on behalf of the Seller to secure a Tenant's obligations under a Lease;
- (aaa) "Security Interests" means all security interests registered on the PPSR over Included Chattels and Improvements;
- (bbb) "Service Agreement" means any agreement between the Seller and another party in connection with services performed for the benefit of the Property and set out in the Service Agreement Schedule;
- (ccc) "Services" means infrastructure for the provision of services including water, gas, electricity, telecommunications, sewerage or drainage services;
- (ddd) "Site Value" means:
- in the case of non-rural land, site value under the *Land Valuation Act 2010*; or
 - in the case of rural land, the unimproved value of the land under the *Land Valuation Act 2010*;
- (eee) "Special Contribution" means an amount: levied by the Body Corporate under the Regulation Module for a liability for which no provision or inadequate provision has been made in the budget of the Body Corporate;
- (fff) "Tenant" means a Tenant under a Lease;
- (ggg) "Transfer Documents" means:
- the form of transfer under the *Land Title Act 1994* required to transfer title in the Lot to the Buyer; and
 - any other document to be signed by the Seller necessary for stamping or registering the transfer;
- (hhh) "Transport Infrastructure" has the meaning defined in the *Transport Infrastructure Act 1994*; and
- (iii) "Withholding Law" means Schedule 1 to the *Taxation Administration Act 1953* (Cth).

1.2 Words and phrases defined in the *Body Corporate and Community Management Act 1997* have the same meaning in this contract unless the context indicates otherwise.

2. PURCHASE PRICE

2.1 Deposit

- The Buyer must pay the Deposit to the Deposit Holder at the times shown in the Reference Schedule. The Deposit Holder will hold the Deposit until a party becomes entitled to it.
- The Buyer will be in default if it:
 - does not pay the Deposit when required;
 - pays the Deposit by post-dated cheque; or
 - pays the Deposit by cheque which is dishonored on presentation.
- Subject to clause 2.1(4), if the Buyer
 - effects an electronic transaction to pay all or part of the Deposit to the account of Deposit Holder on a day;
 - provides written evidence to the Deposit Holder that the electronic transaction has occurred; and
 - does not take any action to defer the payment to the Deposit Holder to a later day,

the payment is taken to be received by the Deposit Holder on the day the Buyer effects the electronic transaction even if, because of circumstances beyond the Buyer's control, the payment to the Deposit Holder's account happens on a later day.

- (4) If the Buyer has complied with clause 2.1(3) but the Deposit Holder has not received the payment by the due date:
- the Seller may give the Buyer notice that the payment has not been received by the Deposit Holder; and
 - if the payment has not been paid into the account of the Deposit Holder by 5pm on the date 2 Business Days after the Seller's notice under clause 2.1(4)(a) is given to the Buyer then clause 2.1(3) will not apply and the Buyer will be in default.
- (5) The Seller may recover from the Buyer as a liquidated debt any part of the Deposit which is not paid when required.

2.2 Investment of Deposit

- (1) If:
- the Deposit Holder is instructed by either the Seller or the Buyer; and
 - it is lawful to do so;
- the Deposit Holder must:
- invest as much of the Deposit as has been paid with any Financial Institution in an interest-bearing account in the names of the parties; and
 - provide the parties' tax file numbers to the Financial Institution (if they have been supplied).
- (2) If there is income from the investment of the Deposit in respect of any financial year to which no beneficiary is presently entitled for the purpose of Division 6 of Part III of ITAA as at 30 June of that financial year:
- the parties must pay to the Deposit Holder the tax assessed to it in respect of that income (other than tax in the nature of a penalty for late lodgement ("Penalty") which the Deposit Holder must bear itself) and all expenses of the Deposit Holder in connection with the preparation and lodgement of the tax return, payment of the tax, and furnishing to the parties the information and copy documents they reasonably require;
 - if the tax (other than Penalty) and the Deposit Holder's expenses are not paid to the Deposit Holder on demand, it may deduct them from the Deposit and income;
 - if tax is not assessed on the income when the Deposit and income are due to be paid to the party entitled, the Deposit Holder may deduct and retain its estimate of the assessment; and
 - as between the parties, the tax must be paid by the party receiving the income on which the tax is assessed, and the Deposit Holder's expenses.

2.3 Entitlement to Deposit and Interest

- (1) The party entitled to receive the Deposit is:
- if this contract settles, the Seller;
 - if this contract is terminated without default by the Buyer, the Buyer; and
 - if this Contract is terminated owing to the Buyer's default, the Seller.

- The interest on the Deposit must be paid to the person who is entitled to the Deposit.
- If this contract is terminated, the Buyer has no further claim once it receives the Deposit and interest unless the termination is due to the Seller's default or breach of warranty.
- The Deposit is invested at the risk of the party who is ultimately entitled to it.

2.4 Payment of Balance Purchase Price

- (1) On the Settlement Date, the Buyer must pay the Balance Purchase Price by Bank cheque as the Seller or the Seller's Solicitor directs.
- (2) Despite any other provision of this contract, reference to a "Bank cheque" in clause 2.4:
- includes a cheque drawn by a building society or credit union on itself;
 - does not include a cheque drawn by a building society or credit union on a Bank;
- and the Seller is not obliged to accept a cheque referred to in clause 2.4(2)(b) on the Settlement Date.
- (3) If both of the following apply:
- the sale is not an excluded transaction under section 14-215 of the Withholding Law; and
 - the Seller has not given the Buyer on or before settlement for each person comprising the Seller either:
 - an ATO Clearance Certificate; or
 - a variation notice under section 14-235 of the Withholding Law which remains current at the Settlement Date varying the CGT Withholding Amount to nil,

then:

- for clause 2.4(1), the Seller irrevocably directs the Buyer to draw a bank cheque for the CGT Withholding Amount in favour of the Commissioner of Taxation or, if the Buyer's Solicitor requests, the Buyer's Solicitor's Trust Account;
 - the Buyer must lodge a *Foreign Resident Capital Gains Withholding Purchaser Notification Form* with the ATO for each person comprising the Buyer and give copies to the Seller with the payment reference numbers (PRN) on or before settlement;
 - the Seller must return the bank cheque in paragraph (c) to the Buyer's Solicitor (or if there is no Buyer's Solicitor, the Buyer) at settlement; and
 - the Buyer must pay the CGT Withholding Amount to the ATO in accordance with section 14-200 of the Withholding Law and give the Seller evidence that it has done so within 2 Business Days of settlement occurring.
- (4) For clause 2.4(3) and section 14-215 of the Withholding Law, the market value of the CGT asset is taken to be the Purchase Price less any GST included in the Purchase Price for which the Buyer is entitled to an input tax credit unless:
- the Property includes items in addition to the Lot and Improvements; and
 - no later than 2 Business Days before the Settlement Date, the Seller gives the Buyer a valuation of the Lot and Improvements prepared by a registered valuer,

in which case the market value of the Lot and Improvements will be as stated in the valuation.

INITIALS

[Handwritten initials]

EF004 01/23

© Copyright The Real Estate Institute of Queensland Ltd

000027512935

Page 10 of 21

- (5) If the Buyer is required to pay the GST Withholding Amount to the Commission of Taxation at settlement pursuant to section 14-250 of the Withholding Law:
- the Seller must give the Buyer a notice in accordance with section 14-255(1) of the Withholding Law;
 - prior to settlement the Buyer must lodge with the ATO:
 - a *GST Property Settlement Withholding Notification* form ("Form 1"); and
 - a *GST Property Settlement Date Confirmation* form ("Form 2");
 - on or before settlement, the Buyer must give the Seller copies of:
 - the Form 1;
 - confirmation from the ATO that the Form 1 has been lodged specifying the Buyer's lodgement reference number and payment reference number;
 - confirmation from the ATO that the Form 2 has been lodged; and
 - a completed ATO payment slip for the Withholding Amount.
 - the Seller irrevocably directs the Buyer to draw a bank cheque for the GST Withholding Amount in favour of the Commissioner of Taxation and deliver it to the Seller at settlement; and
 - the Seller must pay the GST Withholding Amount to the ATO in compliance with section 14-250 of the Withholding Law promptly after settlement.
- (6) The Buyer warrants that the statements made by the Buyer in the Reference Schedule under GST Withholding Obligations are true and correct.

2.5 Adjustments

- Rent and Outgoings must be apportioned between the parties in accordance with this clause 2.5 and any adjustments paid and received on settlement so that:
 - the Seller is liable for Outgoings and is entitled to Rent up to and including the Settlement Date; and
 - the Buyer is liable for Outgoings and is entitled to Rent after the Settlement Date.
- Subject to clauses 2.5(3), 2.5(4), 2.5(6), 2.5(15) and 2.5(18), Outgoings for periods including the Settlement Date must be adjusted:
 - for those paid, on the amount paid;
 - for those assessed but unpaid, on the amount payable (excluding any discount); and
 - for those not assessed:
 - on the amount the relevant authority or the Body Corporate advises will be assessed (excluding any discount); or
 - if no advice on the assessment to be made is available, on the amount of the latest assessment (excluding any discount).
- If there is no separate assessment of rates for the Lot at the Settlement Date and the Local Government informs the Buyer that it will not apportion rates between the Buyer and the Seller, then:

- the amount of rates to be adjusted is that proportion of the assessment equal to the ratio of the interest schedule lot entitlement of the Lot to the aggregate interest schedule lot entitlement of the Scheme; and
 - if an assessment of rates includes charges imposed on a "per lot" basis, then the portion of those charges to be adjusted is the amount assessed divided by the number of lots in that assessment.
- (4) Land tax must be adjusted:
- on the assessment that the Queensland Revenue Office would issue for the land tax year current at the Settlement Date if the Seller was one natural person resident in Queensland and the Lot was the Seller's only land; or
 - based on the assumptions in clause 2.5(4)(a), if there is no separate Site Value for the Lot, on a notional Site Value equal to:

$$\frac{\text{Site Value of the Land} \times \text{Interest schedule lot entitlement of Lot}}{\text{Aggregate interest schedule lot entitlement}}$$

- (5) If land tax is unpaid at the Settlement Date and the Queensland Revenue Office advises that it will issue a final clearance for the Lot on payment of a specified amount, then the Seller irrevocably directs the Buyer to draw a bank cheque for the specified amount from the Balance Purchase Price at settlement and the Buyer must pay it promptly to the Queensland Revenue Office. If an amount is paid under this clause, then land tax will be treated as paid at the Settlement Date for the purposes of clause 2.5(2).
- Any Outgoings assessable on the amount of water used must be adjusted on the charges that would be assessed on the total water usage for the assessment period, determined by assuming that the actual rate of usage shown by the meter reading made before settlement continues throughout the assessment period. The Buyer must obtain and pay for the meter reading.
 - If any Outgoings are assessed but unpaid at the Settlement Date, then the Seller irrevocably directs the Buyer to draw a bank cheque for the amount payable from the Balance Purchase Price at settlement and pay it promptly to the relevant authority or the Body Corporate, as appropriate. If an amount is paid under this clause, the relevant Outgoing will be treated as paid at the Settlement Date for the purpose of clause 2.5(2).
 - Arrears of Rent for any rental period ending on or before the Settlement Date belong to the Seller and are not adjusted at settlement.
 - Unpaid Rent for the rental period including both the Settlement Date and the following day ("Current Period") is not adjusted until it is paid.
 - Rent already paid for the Current Period or beyond must be adjusted at settlement.
 - If Rent payments are reassessed after the Settlement Date for periods including the Settlement Date, any additional Rent payment from a Tenant or refund due to a Tenant must be apportioned under clauses 2.5(8), 2.5(9), 2.5(10) and 2.5(11).
 - Payments under clause 2.5(11) must be made within 14 days after notification by one party to the other but only after any additional payment from a Tenant has been received.

INITIALS

[Handwritten signatures]
 Electronic Signatures

- (13) The Seller is liable for:
- (a) any Special Contribution for which a levy notice has been issued on or before the Contract Date; and
 - (b) any other Body Corporate Debt (including any penalty or recovery cost resulting from non-payment of a Body Corporate Debt) owing in respect of the Lot at settlement.

The Buyer is liable for any Special Contribution levied after the Contract Date.

- (14) If an amount payable by the Seller under clause 2.5(13) is unpaid at the Settlement Date, the Buyer may deduct the specified amount from the Balance Purchase Price at settlement and must pay it promptly to the Body Corporate.
- (15) For the purposes of clause 2.5(13), an amount payable under an exclusive use by-law will be treated as levied on the date it is due.
- (16) The cost of Bank cheques payable at Settlement:
- (a) to the Seller or its mortgagee are the responsibility of the Buyer; and
 - (b) to parties other than the Seller or its mortgagee are the responsibility of the Seller and the Seller will reimburse this cost to the Buyer as an adjustment at settlement.
- (17) The Seller is not entitled to require payment of the Balance Purchase Price by means other than Bank cheque without the consent of the Buyer.
- (18) Upon written request by the Buyer, the Seller will, before settlement, give the Buyer a written statement, supported by reasonable evidence, of:
- (a) all Outgoings and all Rent for the Property to the extent they are not capable of discovery by search or enquiry at any office of public record or pursuant to the provisions of any statute; and
 - (b) any other information which the Buyer may reasonably require for the purpose of calculating or apportioning any Outgoings or Rent under this clause 2.5.

If the Seller becomes aware of a change to the information provided the Seller will as soon as practicably provide the updated information to the Buyer.

3. FINANCE

- 3.1 This contract is conditional on the Buyer obtaining approval of a loan for the Finance Amount from the Financier by the Finance Date on terms satisfactory to the Buyer. The Buyer must take all reasonable steps to obtain approval.
- 3.2 The Buyer must give notice to the Seller that:
- (1) approval has not been obtained by the Finance Date and the Buyer terminates this contract; or
 - (2) the finance condition has been either satisfied or waived by the Buyer.
- 3.3 The Seller may terminate this contract by notice to the Buyer if notice is not given under clause 3.2 by 5pm on the Finance Date. This is the Seller's only remedy for the Buyer's failure to give notice.
- 3.4 The Seller's right under clause 3.3 is subject to the Buyer's continuing right to give written notice to the Seller of satisfaction, termination or waiver pursuant to clause 3.2.

4. BUILDING AND PEST INSPECTION REPORTS

- 4.1 This contract is conditional upon the Buyer obtaining a written building report from a Building Inspector and a written pest report from a Pest Inspector (which may be a single report) on the Property by the Inspection Date on terms satisfactory to the Buyer. The Buyer must take all reasonable steps to obtain the reports (subject to the right of the Buyer to elect to obtain only one of the reports).
- 4.2 The Buyer must give notice to the Seller that:
- (1) a satisfactory report under clause 4.1 has not been obtained by the Inspection Date and the Buyer terminates this contract. The Buyer must act reasonably; or
 - (2) clause 4.1 has been either satisfied or waived by the Buyer.
- 4.3 If the Buyer terminates this contract and the Seller asks the Buyer for a copy of the building and pest reports, the Buyer must give a copy of each report to the Seller without delay.
- 4.4 The Seller may terminate this contract by notice to the Buyer if notice is not given under clause 4.2 by 5pm on the Inspection Date. This is the Seller's only remedy for the Buyer's failure to give notice.
- 4.5 The Seller's right under clause 4.4 is subject to the Buyer's continuing right to give written notice to the Seller of satisfaction, termination or waiver pursuant to clause 4.2.

5. SETTLEMENT

5.1 Time and Date

- (1) Settlement must occur:
- (a) between 9am and 4pm AEST on the Settlement Date; and
 - (b) Subject to clause 5.1(2), in the Place for Settlement at the office of a solicitor, Financial Institution or settlement agent nominated by the Seller.
- (2) If the Seller has not nominated an office under clause 5.1(1)(b) or the parties have not otherwise agreed where settlement is to occur by 5pm on the date 2 Business Days before the Settlement Date, section 61(2)(c) of the Property Law Act 1974 applies.

5.2 Transfer Documents

- (1) The Transfer Documents must be prepared by the Buyer's Solicitor and delivered to the Seller a reasonable time before the Settlement Date.
- (2) If the Buyer pays the Seller's reasonable expenses, it may require the Seller to produce the Transfer Documents at the Queensland Revenue Office nearest the Place for Settlement for stamping before settlement.

5.3 Documents and Keys at Settlement

- (1) In exchange for payment of the Balance Purchase Price, the Seller must deliver to the Buyer at settlement:
- (a) unstamped Transfer Documents capable of immediate registration after stamping;
 - (b) any instrument necessary to release any Encumbrance over the Property in compliance with the Seller's obligation in clause 7.2;
 - (c) if requested by the Buyer not less than 2 Business Days before the Settlement Date, the Keys;

INITIALS

[Handwritten signatures and initials]

000027512935

EF004 01/23

© Copyright The Real Estate Institute of Queensland Ltd

Page 12 of 21

- (d) if there are Leases or Service Agreements:
 - (i) the Seller's copy of all Lease Documents and Service Agreements;
 - (ii) a notice to each Tenant and Contractor advising of the sale and assignment of rights under this contract in the form required by law (if applicable); and
 - (iii) any notice required by law to transfer to the Buyer the Seller's interest in any Lease Guarantee assigned to the Buyer under this contract;
- (e) a copy of the certificate of occupancy pursuant to the Building Act 1975 appropriate to the use of the Lot (if the Lot may not be lawfully occupied unless such a certificate has issued); and
- (f) all documents in the possession and control of the Seller which the Buyer would reasonably require to enable the Buyer to manage the Property and to prepare income tax returns.

- (2) If the Keys are not required to be delivered at Settlement under clause 5.3(1)(c), the Seller must deliver the Keys to the Buyer on or before settlement. The Seller may discharge its obligation under this provision by authorising the Seller's Agent to release the Keys to the Buyer.

5.4 Assignment of Covenants and Warranties

At Settlement, the Seller assigns to the Buyer, the benefit of all:

- (1) covenants by the Tenant under the Leases;
- (2) Lease Guarantees;
- (3) the Seller's rights under the Service Agreements;
- (4) manufacturers' warranties for the Included Chattels; and
- (5) builders' warranties on the improvements, to the extent that they are assignable. However, the right to recover arrears of Rent is not assigned to the Buyer and section 117 of the *Property Law Act 1974* does not apply.

5.5 Lease Guarantees

On settlement, the Seller will:

- (1) allow as a deduction from the Balance Purchase Price any Security Deposit received by the Seller from any Tenant and retained by the Seller;
- (2) transfer control to the Buyer over any trust account or fund held on trust for Tenants as a Security Deposit; and
- (3) assign to the Buyer, Bank Guarantees held in respect of any Tenant. If any Bank Guarantee is not assignable, the Seller will enforce the Bank Guarantee at the written direction and expense of the Buyer for the Buyer's benefit.

5.6 Indemnity

The Buyer indemnifies the Seller in respect of claims by Tenants for the return of Bank Guarantees or Security Deposits which are dealt with under clause 5.5 of this contract.

5.7 Possession of Property and Title to Included Chattels

- (1) On the Settlement Date, in exchange for the Balance Purchase Price, the Seller must give the Buyer vacant possession of the Lot and Exclusive Use Areas except for the Leases.
- (2) Title to the Included Chattels passes at settlement.

5.8 Reservations

- (1) The Seller must remove the Reserved Items from the Property before settlement.
- (2) The Seller must repair at its expense any damage done to the Property in removing the Reserved Items. If the Seller fails to do so, the Buyer may repair that damage.
- (3) Any Reserved Items not removed before settlement will be considered abandoned and the Buyer may, without limiting its other rights, complete this contract and appropriate those Reserved Items or dispose of them in any way.
- (4) The Seller indemnifies the Buyer against any damages and expenses resulting from the Buyer's actions under clauses 5.8(2) or 5.8(3).

6. TIME

6.1 Time of the Essence

Time is of the essence of this contract, except regarding any agreement between the parties on a time of day for settlement.

6.2 Extension of Settlement Date

- (1) Either party may, at any time up to 4pm on the Settlement Date, extend the Settlement Date by giving a notice under this clause nominating a new date for settlement which must be no later than 5 Business Days after the Scheduled Settlement Date.
- (2) The Settlement Date will be the date specified in the Extension Notice and time is of the essence in respect of this date.
- (3) More than one Extension Notice may be given under clause 6.2(1) but the new date for settlement nominated in an Extension Notice may not be a date later than 5 Business Days after the Scheduled Settlement Date.
- (4) In this clause 6.2, "Scheduled Settlement Date" means the Settlement Date specified in the Reference Schedule as extended:
 - (a) by agreement of the parties; or
 - (b) under clause 6.3 or 13.4, but excludes any extension of the Settlement Date as a result of the operation of this clause 6.2.

6.3 Suspension of Time

- (1) This clause 6.3 applies if a party is unable to perform a Settlement Obligation solely as a consequence of a Delay Event but does not apply where the inability is attributable to:
 - (a) damage to, destruction of or diminution in value of the Property or other property of the Seller or Buyer; or
 - (b) termination or variation of any agreement between a party and another person whether relating to the provision of finance, the release of an Encumbrance, the sale or purchase of another property or otherwise.
- (2) Time for the performance of the parties' Settlement Obligations is suspended and ceases to be of the essence of the contract and the parties are deemed not to be in breach of their Settlement Obligations.
- (3) An Affected Party must take reasonable steps to minimise the effect of the Delay Event on its ability to perform its Settlement Obligations.
- (4) When an Affected Party is no longer prevented from performing its Settlement Obligations due to the Delay Event, the Affected Party must give the other party a notice of that fact, promptly.

- (5) When the Suspension Period ends, whether notice under clause 6.3(4) has been given or not, either party may give the other party a Notice to Settle.
- (6) A Notice to Settle must be in writing and state:
- that the Suspension Period has ended;
 - a date, being not less than 5 nor more than 10 Business Days after the date the Notice to Settle is given, which shall become the Settlement Date; and
 - that time is of the essence.
- (7) When Notice to Settle is given, time is again of the essence of the contract.
- (8) In this clause 6.3:
- "Affected Party" means a party referred to in clause 6.3(1);
 - "Delay Event" means:
 - a tsunami, flood, cyclone, earthquake, bushfire or other act of nature;
 - riot, civil commotion, war, invasion or a terrorist act;
 - an imminent threat of an event in paragraphs (i) or (ii);
 - compliance with any lawful direction or order by a Government Agency; or
 - if clause 2.4(5) applies, the computer system operated by the ATO for the GST Withholding notifications referred to in clause 2.4(5)(c) is inoperative.
 - "Government Agency" means the government of the Commonwealth of Australia or an Australian State, Territory or local government and includes their authorities, agencies, government owned corporations and authorised officers, courts and tribunals;
 - "Settlement Obligations" means, in the case of the Buyer, its obligations under clauses 2.4(1), 2.4(5)(b) and (c) and 5.1(1) and, in the case of the Seller, its obligations under clauses 5.1(1), 5.3(1)(a)-(f) and 5.7;
 - "Suspension Period" means the period during which the Affected Party (or if both the Buyer and Seller are Affected Parties, either of them) remains unable to perform a Settlement Obligation solely as a consequence of a Delay Event.

7. MATTERS AFFECTING THE PROPERTY

7.1 Title

The Lot is sold subject to the *Body Corporate and Community Management Act 1997* and the by-laws of the Body Corporate.

7.2 Encumbrances

The Property is sold free of all Encumbrances other than the Title Encumbrances, Leases, statutory easements implied by part 6A of the *Land Title Act 1994* and interests registered on the common property for the Scheme.

7.3 Requisitions

The Buyer may not deliver any requisitions or enquiries on title.

7.4 Seller's Warranties

- (1) The Seller's warranties in clauses 7.4(2) and 7.4(3) apply except to the extent disclosed by the Seller to the Buyer:
- in this contract; or
 - in writing before the Buyer signed this contract.

- (2) The Seller warrants that, at the Contract Date:
- there is no outstanding notice under section 246AG, 247 or 248 of the *Building Act 1975* or section 167 or 168 of the *Planning Act 2016* that affects the Property;
 - the Seller has not received any communication from a competent authority that may lead to the issue of a notice referred to in clause 7.4(2)(a) or a notice or order referred to in clause 7.6(1);
 - there are no current or threatened claims or proceedings which may lead to a Court order or writ of execution affecting the Property;
 - there is no outstanding obligation on the Seller to give notice to the administering authority under the *Environmental Protection Act 1994* of a notifiable activity being conducted on the Lot;
 - the Seller is not aware of any facts or circumstances that may lead to the Lot being classified as contaminated land within the meaning of the *Environmental Protection Act 1994*.
- (3) The Seller warrants that, at settlement:
- it will be the registered owner of an estate in fee simple in the Lot and will own the Improvements and Included Chattels;
 - it will be capable of completing this contract (unless the Seller dies or becomes mentally incapable after the Contract Date); and
 - there will be no unsatisfied Court order or writ of execution affecting the Property.
- (4) The Seller warrants that, at Contract Date:
- there is no unregistered lease, easement or other right capable of registration and which is required to be registered to give indefeasibility affecting the common property or Body Corporate assets;
 - there is no proposal to record a new community management statement for the Scheme and it has not received a notice of a meeting of the Body Corporate to be held after the Contract Date or notice of any proposed resolution or a decision of the Body Corporate to consent to the recording of a new community management statement for the Scheme;
 - all Body Corporate consents to improvements made to common property and which benefit the Lot, or the registered owner of the Lot, are in force; and
- (5) If the Seller breaches a warranty in clause 7.4(2) or (3), the Buyer may terminate this contract by notice to the Seller given before settlement.
- (6) If:
- the Seller breaches a warranty in clause 7.4(4); or
 - the Additional Body Corporate Information is not completed;
- and, as a result, the Buyer is materially prejudiced, the Buyer may terminate this contract by notice to the Seller given before settlement but may not claim damages or compensation.
- (7) Clauses 7.4(5) and 7.4(6) do not restrict any statutory rights the Buyer may have which cannot be excluded by this contract.
- (8) The Seller does not warrant that the Present Use is lawful.

INITIALS  

000027512935

7.5 Survey and Mistake

- (1) The Buyer may survey the Lot.
- (2) If:
 - (a) there is an error in the boundaries or area of the Lot;
 - (b) there is an encroachment by structures onto or from the Lot that is not protected by statutory easement under Part 6A of the *Land Title Act 1994*;
 - (c) there are Services that pass through the Lot which do not service the Lot and are not:
 - (i) protected by any Encumbrance disclosed in this contract; or
 - (ii) protected by the statutory easements under Part 6A of the *Land Title Act 1994*; or
 - (d) there is a mistake or omission in describing the Lot or the Seller's title to it;

which is material, the Buyer may terminate this contract by notice to the Seller given before settlement.

- (3) If a matter referred to in clause 7.5(2) is:

- (a) immaterial; or
- (b) material, but the Buyer elects to complete this contract;

the Buyer's only remedy against the Seller is for compensation, but only if claimed by the Buyer in writing before settlement.

- (4) The Buyer may not delay settlement or withhold any part of the Balance Purchase Price because of any compensation claim under clause 7.5(3).

7.6 Requirements of Authorities

- (1) Any valid notice or order by any competent authority or Court requiring work to be done or money spent in relation to the Property must be fully complied with:
 - (a) if issued before the Contract Date, by the Seller before the Settlement Date unless clause 7.6(4) applies; or
 - (b) if issued on or after the Contract Date, by the Buyer, unless clause 7.6(3) applies.
- (2) If the Seller fails to comply with clause 7.6(1)(a), the Buyer is entitled to claim the reasonable cost of complying with the notice or order from the Seller after settlement as a debt.
- (3) If any notice or order referred to in clause 7.6(1)(b) is required to be complied with before the Settlement Date,
 - (a) the Seller must comply with the notice or order; and
 - (b) at settlement, the Buyer must pay the reasonable costs incurred by the Seller in doing so,

unless the Buyer directs the Seller not to and indemnifies the Seller against any liability incurred for failure to comply with the notice or order.

- (4) The Buyer must comply with any notice or order referred to in clause 7.6(1) which is disclosed by the Seller to the Buyer:
 - (a) in this contract; or
 - (b) in writing before the Buyer signed this contract.

7.7 Property Adversely Affected

- (1) If at the Contract Date:
 - (a) the Present Use is not lawful under the relevant town planning scheme;

- (b) the Land is affected by a proposal of any competent authority to alter the dimensions of any Transport Infrastructure or locate Transport Infrastructure on the Land;
- (c) access to the Land or Lot passes unlawfully through other land;
- (d) any Services to the Land or the Lot which pass through other land are not protected by a registered easement, building management statement, or statutory authority (including statutory easements under Part 6A of the *Land Title Act 1994*).
- (e) any competent authority has issued a current notice to treat, or notice of intention to resume, regarding any part of the Land;
- (f) there is an outstanding condition of a development approval attaching to the Lot under section 73 of the *Planning Act 2016* or section 96 of the *Economic Development Queensland Act 2012* which, if complied with, would constitute a material mistake or omission in the Seller's title under clause 7.5(2)(d);
- (g) the Property is affected by the *Queensland Heritage Act 1992* or is included in the World Heritage List;
- (h) the Property is declared acquisition land under the *Queensland Reconstruction Authority Act 2011*; or
- (i) there is a charge against the Lot under section 104 of the *Foreign Acquisitions and Takeovers Act 1975 (Cth)*,

and that has not been disclosed in this contract, the Buyer may terminate this contract by notice to the Seller given before settlement.

- (2) If no notice is given under clause 7.7(1), the Buyer will be treated as having accepted the Property subject to all of the matters referred to in that clause.
- (3) The Seller authorises the Buyer to:
 - (a) inspect records held by any authority, including Security Interests on the PPSR, relating to the Property or the Lot; and
 - (b) apply for a certificate of currency of the Body Corporate's insurance from any insurer.

7.8 Dividing Fences

Notwithstanding any provision in the *Neighbourhood Disputes (Dividing Fences and Trees) Act 2011*, the Seller need not contribute to the cost of building any dividing fence between the Lot and any adjoining land owned by it. The Buyer waives any right to claim contribution from the Seller.

8. RIGHTS AND OBLIGATIONS UNTIL SETTLEMENT

8.1 Risk

The Property is at the Buyer's risk from 5pm on the first Business Day after the Contract Date.

8.2 Access

After reasonable notice to the Seller, the Buyer and its consultants may enter the Property:

- (1) once to read any meter;
- (2) for inspections under clause 4;
- (3) once to inspect the Property before settlement; and
- (4) once to value the Property before settlement.

INITIALS (Write initials in required positions and sign over)

8.3 Seller's Obligations After Contract Date

- (1) The Seller must use the Property reasonably until settlement. The Seller must not do anything regarding the Property or the Leases that may significantly alter them or result in later expense for the Buyer.
- (2) The Seller must promptly upon receiving any notice, proceeding or order that affects the Property or requires work or expenditure on the Property, give a copy to the Buyer.
- (3) Without limiting clause 8.3(1), the Seller must not without prior written consent of the Buyer, give any notice or seek or consent to any order that affects the Property or make any agreement affecting the Property that binds the Buyer.

8.4 Body Corporate Meetings

- (1) The Seller must promptly give the Buyer a copy of:
 - (a) any notice it receives of a proposed meeting of the Body Corporate to be held after the Contract Date; and
 - (b) resolutions passed at that meeting and prior to settlement.
- (2) The Buyer may terminate this Contract by Notice in writing to the Seller given before settlement if it is materially prejudiced by:
 - (a) any resolution of the Body Corporate passed after the Contract Date, other than a resolution, details of which are disclosed to the Buyer in this Contract; or
 - (b) where the Scheme is a subsidiary scheme, any resolution of a body corporate of a higher scheme.
- (3) In clause 8.4(2) a resolution includes a decision of the Body Corporate Committee to consent to recording a new community management statement.
- (4) If the Buyer is not given a copy of the resolutions before settlement, it may sue the Seller for damages.

8.5 Information Regarding the Property

Upon written request of the Buyer but in any event before settlement, the Seller must give the Buyer:

- (1) copies of all documents relating to any unregistered interests in the Property;
- (2) full details of the Leases and Service Agreements to allow the Buyer to properly manage the Property after settlement;
- (3) sufficient details (including date of birth of each Seller who is an individual) to enable the Buyer to undertake a search of the PPSR;
- (4) the Local Government rate account number for the Lot; and
- (5) further copies or details if those previously given cease to be complete and accurate.

8.6 Possession Before Settlement

If possession is given before settlement:

- (1) the Buyer must maintain the Property in substantially its condition at the date of possession, fair wear and tear excepted;
- (2) entry into possession is under a licence personal to the Buyer revocable at any time and does not:
 - (a) create a relationship of landlord and tenant; or
 - (b) waive the Buyer's rights under this contract;
- (3) the Buyer must insure the Property to the Seller's satisfaction; and

- (4) the Buyer indemnifies the Seller against any expense or damages incurred by the Seller as a result of the Buyer's possession of the Property.

9. PARTIES' DEFAULT

9.1 Seller and Buyer May Affirm or Terminate

- (1) If the Seller or Buyer, as the case may be, fails to comply with an Essential Term, or makes a fundamental breach of an intermediate term, the Seller (in the case of the Buyer's default) or the Buyer (in the case of the Seller's default) may affirm or terminate this contract under this clause.
- (2) Clause 9.1 does not limit any other right or remedy of the parties including those under this Contract, or any right at law or in equity.

9.2 If Seller Affirms

If the Seller affirms this contract under clause 9.1, it may sue the Buyer for:

- (1) damages;
- (2) specific performance; or
- (3) damages and specific performance.

9.3 If Buyer Affirms

If the Buyer affirms this contract under clause 9.1, it may sue the Seller for:

- (1) damages;
- (2) specific performance; or
- (3) damages and specific performance.

9.4 If Seller Terminates

If the Seller terminates this contract under clause 9.1, it may do all or any of the following:

- (1) resume possession of the Property;
- (2) forfeit the Deposit and interest earned;
- (3) sue the Buyer for damages;
- (4) resell the Property.

9.5 If Buyer Terminates

If the Buyer terminates this contract under clause 9.1, it may do all or any of the following:

- (1) recover the Deposit and any interest earned;
- (2) sue the Seller for damages.

9.6 Seller's Resale

- (1) If the Seller terminates this contract and resells the Property, the Seller may recover from the Buyer as liquidated damages:
 - (a) any deficiency in price on a resale; and
 - (b) its expenses connected with any repossession, any failed attempt to resell, and the resale, provided the resale settles within 2 years of termination of this contract.
- (2) Any profit on a resale belongs to the Seller.

9.7 Seller's Damages

The Seller may claim damages for any loss it suffers as a result of the Buyer's default, including its legal costs on an indemnity basis and the cost of any Work or Expenditure under clause 7.6(3).

9.8 Buyer's Damages

The Buyer may claim damages for any loss it suffers as a result of the Seller's default, including its legal costs on an indemnity basis.

9.9 Interest on Late Payments

- (1) The Buyer must pay interest at the Default Rate:
 - (a) on any amount payable under this contract which is not paid when due; and
 - (b) on any judgement for money payable under this contract.

INITIALS

EF004 01/23

© Copyright The Real Estate Institute of Queensland Ltd

000027512935

Page 16 of 21

- (2) Interest continues to accrue:
 - (a) under clause 9.9(1)(a), from the date it is due until paid; and
 - (b) under clause 9.9(1)(b), from the date of judgement until paid.
- (3) Any amount payable under clause 9.9(1)(a) in respect of a period prior to settlement must be paid by the Buyer at settlement. If this contract is terminated or if any amount remains unpaid after settlement, interest continues to accrue.
- (4) Nothing in this clause affects any other rights of the Seller under this contract or at law.

10. LEASES AND SERVICE AGREEMENTS

10.1 Seller's Statement

- (1) Within a reasonable time after written request by the Buyer, the Seller must give the Buyer:
 - (a) a statement of Outgoings which cannot be discovered by search; and
 - (b) a notice under section 262A(4AH) of ITAA (if applicable to the Property).
- (2) The Seller must update the statement if the Seller becomes aware that it has become inaccurate in a material respect.
- (3) The Seller warrants that the statement and notice will be accurate at the Settlement Date.

10.2 Leases and Service Agreements

The Seller states that details of all Leases and Service Agreements affecting the Property are disclosed in the Lease Schedule and Service Agreement Schedule respectively.

10.3 Lease Warranties

The Seller warrants that, except as disclosed in this contract, the following are correct at the Contract Date:

- (1) details of the Leases set out in the Lease Schedule;
- (2) each of the Leases are valid and subsisting;
- (3) there is no subsisting breach of a provision of any Lease;
- (4) there is no notice or correspondence between the Seller and any Tenant relating to Rent review or the exercise of an option for renewal;
- (5) for each Lease, the relevant Lease Documents provided to the Buyer under clause 10.5(1) constitute the entire agreement between the Seller and each Tenant and there is no written, oral or other agreement between the Seller and any Tenant varying the terms of a Lease or granting any additional option for renewal of the term of any Lease;
- (6) no Tenant received any incentive or inducement to enter into its initial or current Lease;
- (7) there is no pending litigation or arbitration between the Seller and any Tenant arising out of any of the Leases; and
- (8) if any Lease is a retail shop lease within the meaning of the *Retail Shop Leases Act 1994*
 - (a) as far as the Seller is aware the Seller has complied with the *Retail Shop Leases Act 1994* in relation to the Lease;
 - (b) there is no existing or renewed retail tenancy dispute in relation to a Lease;
 - (c) there are no mediation agreements, proceedings or orders in existence under the *Retail Shop Leases Act 1994* in respect of a Lease;

- (d) no Tenant has notified the Seller requesting a right to renew any Lease for a further period; and
- (e) no Tenant has made a claim against the Seller for compensation for loss or damage suffered by the Tenant under sections 43, 46G or 46K of the *Retail Shop Leases Act 1994* and there are no circumstances existing to the Seller's knowledge which might give rise to a claim for compensation.

10.4 Inaccuracies

The Buyer may terminate this contract by notice in writing to the Seller if a warranty contained in clause 10.3 is inaccurate and the Buyer is materially prejudiced by that inaccuracy.

10.5 Buyer's Review of Documents

- (1) The Seller must produce to the Buyer's Solicitor within 7 days after the Contract Date
 - (a) copies of all Lease Documents and Service Agreements; and
 - (b) a statement of the current Rent and arrears of Rent for each Lease.
- (2) If the Seller does not deliver the items when required under clause 10.5(1), the Buyer may terminate this contract by notice to the Seller given no later than 14 days after the Contract Date.
- (3) If the Buyer is not satisfied with the terms of the Lease Documents, Service Agreements or with the statement delivered under clause 10.5(1), it may terminate this contract by notice to the Seller given no later than 7 days after the Buyer's receipt of the last of the items delivered under clause 10.5(1).
- (4) If no notice is given under clause 10.5(2) or 10.5(3), the Buyer will be treated as having accepted the Leases and Service Agreements.

10.6 Dealings with Leases

- (1) Subject to this clause 10.6, the Seller must not, after the Contract Date:
 - (a) deal with the Property or any of the Leases;
 - (b) accept a surrender of any Lease;
 - (c) consent to a transfer of any Lease;
 - (d) terminate any Lease;
 - (e) forfeit, call on or enforce any Lease Guarantee;
 - (f) release any party from a Lease Guarantee;
 - (g) consent to any request by a Tenant;
 - (h) grant or agree to grant a new Lease, licence or other right of occupancy of any part of the land or an extension of a Lease other than where a Tenant validly exercises an option in a Lease; or
 - (i) initiate or negotiate a Rent review or otherwise agree to vary the Rent payable under a Lease.

(each a "Proposed Dealing") without the Buyer's consent, unless the failure to do so would amount to a breach of the Lease by the Seller.
- (2) Despite clause 10.6(1)(i), the Seller:
 - (a) may implement a review of Rent in accordance with a calculation stated in the Lease (for example a fixed increase, specified percentage increase, a review on the basis of an independently published index of prices, costs or wages or a combination of them); and

INITIALS

(Signature) (Signature)

- (b) may initiate and conduct a market review of the Rent if failure to do so by the Settlement Date would result in a waiver or prejudice of the right to conduct the Review. However the Seller may not propose or agree to the new Rent without the Buyer's consent (which must not be unreasonably withheld or delayed).
- (3) The Seller must give the Buyer full details (including copies of all written material received from the Tenant or proposed Tenant) of each Proposed Dealing before entering into or consenting to the Proposed Dealing.
- (4) The Buyer must:
 - (a) co-operate with the Seller and promptly notify the Seller whether it consents to a Proposed Dealing; and
 - (b) not withhold its consent to a Proposed Dealing except on reasonable grounds (or subject to reasonable conditions) which must be notified in writing to the Seller.
- (5) If any Tenant defaults in the payment of Rent, the Seller must promptly inform the Buyer in writing. The Buyer may require the Seller to do either or both of the following actions at the Seller's expense:
 - (a) serve on the Tenant a notice of breach of covenant if required by law;
 - (b) terminate the Lease by physical re-entry (subject to the provisions of the Lease).
- (6) The Seller must give the Buyer copies of any documents relating to the Leases that come into the control or possession of the Seller between the Contract Date and settlement.

10.7 Service Agreements

- (1) The Seller:
 - (a) may terminate any Service Agreement which is not capable of assignment (subject to the provisions of the relevant Service Agreement); and
 - (b) indemnifies the Buyer against claims under the Service Agreements prior to the Settlement Date.
- (2) The Buyer:
 - (a) assumes the obligations of the Seller under those Service Agreements which are assigned until their termination; and
 - (b) indemnifies the Seller against claims under Service Agreements after the Settlement Date.
- (3) If:
 - (a) the Seller cannot terminate a Service Agreement; or
 - (b) the Seller's rights under a Service Agreement cannot be assigned or are not effectively assigned to the Buyer;
 the Seller must enforce that Service Agreement at the direction of the Buyer for the Buyer's benefit.

11. GOODS AND SERVICES TAX

11.1 Definitions

Words and phrases defined in the GST Act have the same meaning in this Contract unless the context indicates otherwise.

11.2 GST Table

The GST Table and the notes in it are part of this clause 11.

11.3 Taxable Supply

This clause 11 applies where the transaction is:

- (1) a Taxable Supply; or
- (2) not a Taxable Supply because it is the Supply of a Going Concern.

11.4 Purchase Price Includes GST

If this clause 11.4 applies, the Purchase Price includes the Seller's liability for GST on the Supply of the Property. The Buyer is not obliged to pay any additional amount to the Seller on account of GST on the Supply of the Property.

11.5 Purchase Price Does Not Include GST

If this clause 11.5 applies, the Purchase Price does not include the Seller's liability for GST on the Supply of the Property. The Buyer must on the Settlement Date pay to the Seller in addition to the Purchase Price an amount equivalent to the amount payable by the Seller as GST on the Supply of the Property.

11.6 Margin Scheme

Warning: The Seller is warranting that the Margin Scheme can apply. If in doubt about using the Margin Scheme you should seek professional advice.

If this clause 11.6 applies:

- (1) the Purchase Price includes the Seller's liability for GST on the Supply of the Property. The Buyer is not obliged to pay any additional amount to the Seller on account of GST on the Supply of the Property.
- (2) the Seller:
 - (a) must apply the Margin Scheme to the Supply of the Property; and
 - (b) warrants that the Margin Scheme is able to be applied.
- (3) if the Seller breaches clause 11.6(2)(a) or its warranty under clause 11.6(2)(b) then:
 - (a) the Buyer may terminate this contract if it becomes aware of the breach prior to the Settlement Date;
 - (b) if the Buyer does not terminate this contract under clause 11.6(3)(a) or does not become aware of the breach until after the Settlement Date, it must pay to the Seller an amount equal to the Input Tax Credit which the Buyer will receive for GST payable for the Supply of the Property. Payment must be made when the Buyer receives the benefit of the Input Tax Credit;
 - (c) the Buyer is entitled to compensation from the Seller if there is a breach of clause 11.6(2).

11.7 If the Supply is a Going Concern

Warning: The parties are providing certain warranties under this clause. If there is doubt about whether there is a Supply of a Going Concern you should seek professional advice.

If this clause 11.7 applies:

- (1) the Purchase Price does not include any amount for GST;
- (2) the parties agree the Supply of the Property is a Supply (or part of a Supply) of a Going Concern;
- (3) the Seller warrants that:
 - (a) between the Contract Date and the Settlement Date the Seller will carry on the Enterprise; and

INITIALS

[Handwritten signatures and initials]

- (b) the Property (together with any other things that must be provided by the Seller to the Buyer at the Settlement Date under a related agreement for the same Supply) is all of the things necessary for the continued operation of the Enterprise;
- (4) the Buyer warrants that at the Settlement Date it is Registered or Required to be Registered under the GST Act;
- (5) if either of the warranties in clause 11.7(3) is breached:
 - (a) the Buyer may terminate this contract if it becomes aware of the breach prior to the Settlement Date;
 - (b) if the Buyer does not terminate this contract then, at the Settlement Date, the Buyer must pay to the Seller the amount payable by the Seller as GST on the Supply of the Property;
 - (c) if the Buyer does not become aware of the breach until after the Settlement Date, it must pay to the Seller an amount equal to the Input Tax Credit which the Buyer will receive for GST payable in respect of the Supply of the Property. Payment must be made when the Buyer receives the benefit of the Input Tax Credit;
 - (d) the Buyer is entitled to compensation from the Seller if there is a breach of the warranty.
- (6) if the warranty in clause 11.7(4) is not correct the Buyer must pay to the Seller an amount equal to the GST payable in respect of the Supply of the Property. Payment must be made at the Settlement Date or, if settlement has occurred, immediately on demand;
- (7) if for any reason other than a breach of a warranty by the Seller or the Buyer this transaction is not a Supply of a Going Concern, the Buyer must pay to the Seller the amount payable by the Seller as GST on the Supply of the Property. Payment must be made at the Settlement Date or, if settlement has occurred, immediately on demand.

11.8 Adjustments

Where this Contract requires an adjustment or apportionment of Outgoings or Rent and profits of the Property, that adjustment or apportionment must be made on the amount of the Outgoing, Rent or profit exclusive of GST.

11.9 Tax Invoice

Where GST is payable on the Supply of the Property, the Seller must give to the Buyer a Tax Invoice at the Settlement Date or on any later date on which the Buyer is required to pay GST under clause 11.7.

11.10 No Merger

To avoid doubt, the clauses in this clause 11 do not merge on settlement.

11.11 Remedies

The remedies provided in clauses 11.6(3), 11.7(5) and 11.7(6) are in addition to any other remedies available to the aggrieved party.

12. GENERAL

12.1 Seller's Agent

The Seller's Agent is appointed as the Seller's agent to introduce a buyer.

12.2 Foreign Buyer Approval

The Buyer warrants that either:

- (1) the Buyer's purchase of the Property is not a notifiable action; or

- (2) the Buyer has received a no objection notification, under the *Foreign Acquisitions and Takeovers Act 1975* (Cth).

12.3 Duty

The Buyer must pay all duty on this contract.

12.4 Notices

- (1) Notices under this contract must be in writing.
- (2) Notices under this contract or notices required to be given by law may be given and received by the party's solicitor.
- (3) Notices under this contract or notices required to be given by law may be given by:
 - (a) delivering or posting to the other party or its solicitor; or
 - (b) sending it to the facsimile number of the other party or its solicitor stated in the Reference Schedule (or another facsimile number notified by the recipient to the sender); or
 - (c) sending it to the email address of the other party or its solicitor stated in the Reference Schedule (or another email address notified by the recipient to the sender).
- (4) Subject to clause 12.4(5), a notice given after this contract is entered into in accordance with clause 12.4(3) will be treated as given:
 - (a) 5 Business Days after posting;
 - (b) if sent by facsimile, at the time indicated on a clear transmission report; and
 - (c) if sent by email, at the time it is sent.
- (5) Notices given by facsimile, by personal delivery or by email between 5pm on a Business Day (the "first Business Day") and 9am on the next Business Day (the "second Business Day") will be treated as given or delivered at 9am on the second Business Day.
- (6) If two or more notices are treated as given at the same time under clause 12.4(5), they will be treated as given in the order in which they were sent or delivered.
- (7) Notices or other written communications by a party's solicitor (for example, varying the Inspection Date, Finance Date or Settlement Date) will be treated as given with that party's authority.
- (8) For the purposes of clause 12.4(3)(c) and clause 14.2 the notice or information may be contained within an email, as an attachment to an email or located in an electronic repository accessible by the recipient by clicking a link in an email.
- (9) A communication given using a messaging system in an ELNO System is not a notice for the purpose of this contract.

12.5 Business Days

- (1) If anything is required to be done on a day that is not a Business Day, it must be done instead on the next Business Day.
- (2) If the Finance Date or Inspection Date fall on a day that is not a Business Day, then it falls on the next Business Day.
- (3) If clause 13 applies and the Settlement Date falls on a day on which both the Sydney and Melbourne offices of the Reserve Bank of Australia are closed, the Settlement Date will be taken to be the next Business Day.

INITIALS

[Handwritten initials and signatures]

12.6 Rights After Settlement

Despite settlement and registration of the transfer, any term of this contract that can take effect after settlement or registration remains in force.

12.7 Further Acts

If requested by the other party, each party must, at its own expense, do everything reasonably necessary to give effect to this contract.

12.8 Severance

If any term or part of a term of this contract is or becomes legally ineffective, invalid or unenforceable in any jurisdiction it will be severed and the effectiveness, validity or enforceability of the remainder will not be affected.

12.9 Interpretation

(1) Plurals and Genders

Reference to:

- (a) the singular includes the plural and the plural includes the singular;
- (b) one gender includes each other gender;
- (c) a person includes a body corporate; and
- (d) a party includes the party's executors, administrators, successors and permitted assigns.

(2) Parties

- (a) If a party consists of more than one person, this contract binds them jointly and each of them individually.
- (b) A party that is a trustee is bound both personally and in its capacity as a trustee.

(3) Statutes and Regulations

Reference to statutes includes all statutes amending, consolidating or replacing them.

(4) Inconsistencies

If there is any inconsistency between any provision added to this contract and the printed provisions, the added provision prevails.

(5) Headings

Headings are for convenience only and do not form part of this Contract or affect its interpretation.

(6) Calculating Time

If anything is permitted or required to be done:

- (a) a number of days or Business Days before a specified date, the date by which that thing may or must be done is to be calculated excluding the specified date;
Example: if the Settlement Date falls on a Friday, 2 days before the Settlement Date is Wednesday.
- (b) "at least" a number of days or Business Days before a specified date or a clear number of days or Business Days before a specified date, the date by which that thing may or must be done is to be calculated excluding the specified date and excluding the day on which the thing may or must be done;
Example: if the Settlement Date falls on a Friday, at least 2 days before the Settlement Date or 2 clear days before the Settlement Date is Tuesday.
- (c) a number of days or Business Days after a specified date, the date by which that thing may or must be done is to be calculated excluding the specified date.
Example: if the Contract Date falls on a Monday, 2 days after the Contract Date is Wednesday.

12.10 Counterparts

- (1) This contract may be executed in two or more counterparts, all of which will together be deemed to constitute one and the same contract.
- (2) A counterpart may be electronic and signed using an Electronic Signature.

13. ELECTRONIC SETTLEMENT

13.1 Application of Clause

Clause 13:

- (a) applies if the form of transfer under the *Land Title Act 1994* required to transfer title in the Land to the Buyer is a required instrument to which section 5(1) of the *Land Title Regulation 2022* applies;
- (b) continues to apply even if section 5(2)(a)(ii) of the *Land Title Regulation 2022* applies; and
- (c) overrides any other provision of this contract to the extent of any inconsistency.

13.2 Nomination of ELNO System and Completion of Electronic Workspace

- (1) The Seller must nominate the ELNO System to be used for the Electronic Settlement. Despite clause 12.4(9), the Seller may nominate the ELNO System by sending or accepting an invitation to an Electronic Workspace in an ELNO System.
- (2) The parties must:
 - (a) ensure that the Electronic Workspace is completed and all Electronic Conveyancing Documents and the Financial Settlement Schedule are Digitally Signed prior to settlement; and
 - (b) do everything else required in the Electronic Workspace or otherwise to enable settlement to occur on the Settlement Date.
- (3) If the parties cannot agree on a time for settlement, the time to be nominated in the Electronic Workspace is 4pm AEST.
- (4) If any part of the Purchase Price is to be paid to discharge an Outgoing:
 - (a) the Buyer may, by notice in writing to the Seller, require that the amount is paid to the Buyer's Solicitor's trust account and the Buyer is responsible for paying the amount to the relevant authority;
 - (b) for amounts to be paid to destination accounts other than the Buyer's Solicitor's trust account, the Seller must give the Buyer a copy of the current account for the Outgoing to enable the Buyer to verify the destination account details in the Financial Settlement Schedule.
- (5) If the Deposit is required to discharge any Encumbrance or pay an Outgoing at settlement:
 - (a) the Deposit Holder must, if directed by the Seller at least 2 Business Days before settlement, pay the Deposit (and any interest accrued on investment of the Deposit) less commission as clear funds to the Seller's Solicitor;
 - (b) the Buyer and the Seller authorise the Deposit Holder to make the payment in clause 13.2(5)(a);
 - (c) the Seller's Solicitor will hold the money as Deposit Holder under the Contract;
 - (d) the Seller and Buyer authorise the Seller's Solicitor to pay the money as directed by the Seller in accordance with the Financial Settlement Schedule.

INITIALS

EF004 01/23

© Copyright The Real Estate Institute of Queensland Ltd

000027512935

Page 20 of 21

13.3 Electronic Settlement

- (1) Clauses 5.1(1)(b), 5.1(2) and 5.2 do not apply.
- (2) Payment of the Balance Purchase Price electronically as directed by the Seller's Solicitor in the Financial Settlement Schedule satisfies the Buyer's obligation in clause 2.4(1).
- (3) The Seller and Buyer will be taken to have complied with:
 - (a) clause 2.4(3)(c), (e) and (f); and
 - (b) clause 2.4(5)(d) and (e),(as applicable) if at settlement the Financial Settlement Schedule specifies payment of the relevant amount to the account nominated by the Commissioner of Taxation.
- (4) The Seller will be taken to have complied with clause 5.3(1) if:
 - (a) in relation to documents which are suitable for Electronic Lodgement in the Land Registry at settlement, the documents are Digitally Signed within the Electronic Workspace; and
 - (b) in relation to any other document or thing, the Seller's Solicitor:
 - (i) confirms in writing prior to settlement that it holds all relevant documents which are not suitable for Electronic Lodgement and all Keys (if requested under clause 5.3(1)(d)) in escrow on the terms contained in the QLS E-Conveyancing Guidelines; and
 - (ii) gives a written undertaking to send the documents and Keys (if applicable) to the Buyer or Buyer's Solicitor no later than the Business Day after settlement; and
 - (iii) if requested by the Buyer, provides copies of documents in the Seller's Solicitors possession.
- (5) A party is not in default to the extent it is prevented from complying with an obligation because the other party or the other party's Financial Institution has not done something in the Electronic Workspace.
- (6) Any rights under the contract or at law to terminate the contract may not be exercised during the time the Electronic Workspace is locked for Electronic Settlement.
- (7) Electronic Settlement is taken to occur when Financial Settlement is effected, whether or not Electronic Lodgement has occurred.

13.4 Computer System Unavailable

If settlement fails and cannot occur by 4pm AEST on the Settlement Date because a computer system operated by the Land Registry, Queensland Revenue Office, Reserve Bank, a Financial Institution or the relevant ELNO System is inoperative or unavailable, neither party is in default and the Settlement Date is deemed to be the next Business Day. Time remains of the essence.

13.5 Costs

Each party must pay its own fees and charges of using the relevant ELNO System for Electronic Settlement.

14. ELECTRONIC CONTRACT AND DISCLOSURE

14.1 Electronic Signing

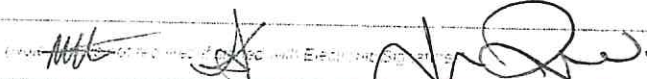
If this contract is signed by any person using an Electronic Signature, the Buyer and Seller;

- (a) agree to enter into this contract in electronic form; and
- (b) consent to either or both parties signing the contract using an Electronic Signature.

14.2 Pre-contract Disclosure

The Buyer consents to the Seller's use of electronic communication to give any notice or information required by law to be given to the Buyer and which was given before the Buyer signed this contract.

INITIALS



Wrap Tax Statement

Financial Year ended 30/06/2023



Portfolio valuation as at 30 June 2023

Asset code	Asset name	Units	Price \$	Value \$
	Netwealth Cash Account			7,930.11
Asset				
PPL0115AU	Antares Elite Opportunities Fund	6,110.3601	1.268300	7,749.77
HOW0098AU	Ardea Real Outcome Fund	18,799.9567	0.884700	16,632.32
TGP0016AU	ClearBridge RARE Infra Income Fund - Hedged - CIA	8,141.2500	1.371600	11,166.54
ETL5525AU	Colchester Global Government Bond Fund - Class I	6,866.3667	0.805700	5,532.23
DFA0002AU	Dimensional 2 Yr Sustainabil Fix Int Trust - AUD	908.7870	9.732900	8,845.13
DFA0108AU	Dimensional 5 Yr Diversif Fixed Int Trust - AUD CI	1,743.6845	9.483200	16,535.71
DFA0009AU	Dimensional Global Core Equity Tr - AUD Hedged	604.6293	28.140000	17,014.27
FID0010AU	Fidelity Asia Fund	642.5385	24.207200	15,554.06
IML0010AU	Investors Mutual Concentrated Aust Share Fund	12,367.7789	2.036000	25,180.80
IWLD	iShares Core MSCI World Ex Aus ESG Leaders ETF	307.0000	45.840000	14,072.88
IOZ	iShares Core S&P/ASX 200 ETF	1,089.0000	29.170000	31,766.13
ISEC	iShares Enhanced Cash ETF	22.0000	100.690000	2,215.18
RFA0059AU	Pendal Focus Australian Share Fund	9,313.1882	2.286700	21,296.47
SCH0030AU	Schroder Global Value Fund	26,429.2628	1.165900	30,813.88
Subtotal				224,375.37

Income receivable

PPL0115AU	Antares Elite Opportunities Fund			367.33
TGP0016AU	ClearBridge RARE Infra Income Fund - Hedged - CIA			168.96
ETL5525AU	Colchester Global Government Bond Fund - Class I			41.69
DFA0002AU	Dimensional 2 Yr Sustainabil Fix Int Trust - AUD			71.82
DFA0108AU	Dimensional 5 Yr Diversif Fixed Int Trust - AUD CI			137.99
FID0010AU	Fidelity Asia Fund			238.84
IML0010AU	Investors Mutual Concentrated Aust Share Fund			269.58
IWLD	iShares Core MSCI World Ex Aus ESG Leaders ETF			277.84
IOZ	iShares Core S&P/ASX 200 ETF			145.75
ISEC	iShares Enhanced Cash ETF			6.28
RFA0059AU	Pendal Focus Australian Share Fund			884.38
SCH0030AU	Schroder Global Value Fund			288.13

Walls Family Super Fund

Detailed Activity Statement Preparation

For The Period 01 July 2022 - 30 June 2023

Description	Reference	Gross(Inc GST)	GST Rate	GST
Income				
Sales				
Interest Received				
Macquarie Cash Management Account				
30/11/2022	MACQUARIE CMA INTEREST PAID INTR 73	115.80	GST Free	0.00
30/12/2022	MACQUARIE CMA INTEREST PAID INTR 73	27.50	GST Free	0.00
31/01/2023	MACQUARIE CMA INTEREST PAID INTR 73	21.18	GST Free	0.00
28/02/2023	MACQUARIE CMA INTEREST PAID INTR 73	20.63	GST Free	0.00
31/03/2023	MACQUARIE CMA INTEREST PAID INTR 73	27.20	GST Free	0.00
28/04/2023	MACQUARIE CMA INTEREST PAID INTR 73	27.58	GST Free	0.00
31/05/2023	MACQUARIE CMA INTEREST PAID INTR 73	59.70	GST Free	
30/06/2023	MACQUARIE CMA INTEREST PAID INTR 73	771.47	GST Free	
		<hr/>		<hr/>
		1,071.06		0.00
NetWealth Acc WRAP 077596				
31/12/2022	Interest	278.51	GST Free	0.00
31/12/2022	Interest	36.68	GST Free	0.00
31/01/2023	Interest	6.66	GST Free	0.00
31/01/2023	Interest	11.15	GST Free	0.00
28/02/2023	Interest	6.34	GST Free	0.00
28/02/2023	Interest	18.71	GST Free	0.00
31/03/2023	Interest	7.48	GST Free	0.00
31/03/2023	Interest	16.20	GST Free	0.00
30/04/2023	Interest	7.31	GST Free	0.00
30/04/2023	Interest	11.67	GST Free	0.00
31/05/2023	Interest	7.89	GST Free	0.00
31/05/2023	Interest	13.70	GST Free	0.00
30/06/2023	Interest	14.26	GST Free	0.00
30/06/2023	Interest	8.03	GST Free	0.00
		<hr/>		<hr/>
		444.59		0.00
		<hr/>		<hr/>
		1,515.65		0.00

Rental Income

Rent Received - 7/48 Flinders Parade, North Lakes

Walls Family Super Fund

Detailed Activity Statement Preparation

For The Period 01 July 2022 - 30 June 2023

Description	Reference	Gross(Inc GST)	GST Rate	GST
05/07/2022	Direct Credit AIR CONDITIONI NG	1,927.57	100%	175.23
01/08/2022	Direct Credit AIR CONDITIONI NG	1,927.57	100%	175.23
01/09/2022	Direct Credit AIR CONDITIONI NG	1,927.57	100%	175.23
16/11/2022	BANK OF QLD SHED LEASE 50	1,841.40	100%	167.40
16/12/2022	BANK OF QLD SHED LEASE 50	1,841.40	100%	167.40
16/01/2023	BANK OF QLD SHED LEASE 50	1,841.40	100%	167.40
16/02/2023	BANK OF QLD SHED LEASE 50	1,841.40	100%	167.40
16/03/2023	BANK OF QLD SHED LEASE 50	1,841.40	100%	167.40
17/04/2023	BANK OF QLD SHED LEASE 50	1,841.40	100%	167.40
16/05/2023	BANK OF QLD SHED LEASE 50	1,841.40	100%	167.40
		18,672.51		1,697.49
		18,672.51		1,697.49
Total Sales	G1	20,188.16		
Total GST collected on Sales	1A			1,697.49
Expenses				
Capital Purchases				
Total Capital Purchases	G10	0.00		
Non Capital Purchases				
Accountancy Fees				
Accountancy Fees				
21/11/2022	PAY ANYONE TO Herron Accountants 124185	330.00	GST Free	0.00
021374214				
08/02/2023	PAY ANYONE TO Herron Accountants 124185	352.00	GST Free	0.00
021374214				
13/04/2023	PAY ANYONE TO Herron Accountants 124185	3,466.84	GST Free	0.00
021374214				
13/04/2023	Auditor Fee	(350.00)	GST Free	0.00
30/05/2023	PAY ANYONE TO Herron Accountants 124185	599.50	GST Free	0.00
021374214				
		4,398.34		0.00
		4,398.34		0.00
Advisor Fees				
Advisor Fees				
07/07/2022	321701 ONGOINGFE 46	208.33	75%	14.21
05/08/2022	321701 ONGOINGFE 46	208.33	75%	14.21
07/09/2022	321701 ONGOINGFE 46	208.33	75%	14.21

Walls Family Super Fund

Detailed Activity Statement Preparation

For The Period 01 July 2022 - 30 June 2023

Description	Reference	Gross(Inc GST)	GST Rate	GST	
07/10/2022	321701 ONGOINGFE 46	208.33	75%	14.21	
07/11/2022	321701 ONGOINGFE 46	208.33	75%	14.21	
07/12/2022	321701 ONGOINGFE 46	208.33	75%	14.21	
06/01/2023	321701 ONGOINGFE 46	208.33	75%	14.21	
07/02/2023	321701 ONGOINGFE 46	208.33	75%	14.21	
07/03/2023	321701 ONGOINGFE 46	208.33	75%	14.21	
06/04/2023	321701 ONGOINGFE 46	208.33	75%	14.21	
05/05/2023	321701 ONGOINGFE 46	208.33	75%	14.21	
05/06/2023	321701 ONGOINGFE 46	291.67	75%	19.89	
		2,583.30		176.20	
		2,583.30		176.20	
Auditor's Remuneration					
Auditor's Remuneration					
13/04/2023	Auditor Fee	350.00	GST Free	0.00	
		350.00		0.00	
		350.00		0.00	
Insurance					
Insurance					
18/10/2022	BPAY	IAA PTY LIMITED	415.99	100%	37.82
18/10/2022	BPAY	IAA PTY LIMITED	27.53	GST Free	
			443.52		37.82
			443.52		37.82
Portfolio Management Fees					
Portfolio Management Fees					
31/12/2022	Administration Fees	69.19	75%	4.72	
31/12/2022	Investment Management Fee	14.44	75%	0.98	
31/01/2023	Administration Fees	72.51	75%	4.94	
31/01/2023	Investment Management Fee	41.36	75%	2.82	
28/02/2023	Administration Fees	66.60	75%	4.54	
28/02/2023	Investment Management Fee	37.98	75%	2.59	
31/03/2023	Administration Fees	72.74	75%	4.96	
31/03/2023	Investment Management Fee	41.46	75%	2.83	

Walls Family Super Fund

Detailed Activity Statement Preparation

For The Period 01 July 2022 - 30 June 2023

Description	Reference	Gross(Inc GST)	GST Rate	GST
30/04/2023	Administration Fees	71.56	75%	4.88
30/04/2023	Investment Management Fee	40.71	75%	2.78
31/05/2023	Administration Fees	73.85	75%	5.03
31/05/2023	Investment Management Fee	42.08	75%	2.87
30/06/2023	Administration Fees	71.76	75%	4.89
30/06/2023	Investment Management Fee	40.96	75%	2.79
		<hr/>		<hr/>
		757.20		51.62
		<hr/>		<hr/>
		757.20		51.62

Property Expenses - Body Corporate Fees

7/48 Flinders Parade, North Lakes

06/07/2022	BPAY	DEFT PAYMENTS	845.00	100%	76.82
07/09/2022	BPAY	DEFT PAYMENTS	768.62	100%	69.87
05/12/2022	BPAY	DEFT PAYMENTS	768.62	100%	69.87
25/03/2023	BPAY	DEFT PAYMENTS	803.19	100%	73.02
31/05/2023	as per Settlement Stt		(264.79)	100%	(24.07)
			<hr/>		<hr/>
			2,920.64		265.51
			<hr/>		<hr/>
			2,920.64		265.51

Property Expenses - Council Rates

Council Rates

28/08/2022	BPAY	MBRC RATES	622.43	GST Free	0.00
23/11/2022	BPAY	MBRC RATES	623.41	GST Free	0.00
20/01/2023	BPAY TO MBRC RATES BP		621.89	GST Free	0.00
21/04/2023	BPAY	MBRC RATES	620.80	GST Free	0.00
31/05/2023	as per Settlement Stt		(204.66)	GST Free	0.00
			<hr/>		<hr/>
			2,283.87		0.00
			<hr/>		<hr/>
			2,283.87		0.00

Property Expenses - Insurance Premium

7/48 Flinders Parade, North Lakes

07/06/2023	Direct Credit Insurance Advi se		(37.72)	100%	(3.43)
07/06/2023	Direct Credit Insurance Advi se		(3.39)	GST Free	0.00
			<hr/>		<hr/>
			(41.11)		(3.43)
			<hr/>		<hr/>
			(41.11)		(3.43)

Walls Family Super Fund

Detailed Activity Statement Preparation

For The Period 01 July 2022 - 30 June 2023

Description	Reference	Gross(Inc GST)	GST Rate	GST	
Property Expenses - Water Rates					
7/48 Flinders Parade, North Lakes					
07/09/2022	BPAY	UNITYWATER	229.06	GST Free	0.00
12/12/2022	BPAY	UNITYWATER	243.38	GST Free	
25/03/2023	BPAY	UNITYWATER	240.77	GST Free	0.00
31/05/2023	as per Settlement Stt		235.52	GST Free	0.00
			948.73		0.00
			948.73		0.00
Real Estate Properties (Australian - Non Residential)					
7/48 Flinders Parade, North Lakes					
06/04/2023	PAY ANYONE TO GKS Lawyers 034059		100.00	100%	9.09
000479699			100.00		9.09
			100.00		9.09
Units in Listed Unit Trusts (Australian)					
Ishares Core Msci World Ex Australia Esg Etf					
			0.00		0.00
Ishares Core S&p/asx 200 Etf					
			0.00		0.00
Ishares Enhanced Cash Etf					
			0.00		0.00
			0.00		0.00
Units in Unlisted Unit Trusts (Australian)					
abrdrn Glb Abs Rtn Stg A Class					
			0.00		0.00
Antares Elite Opportunities Fund					
			0.00		0.00
Ardea Real Outcome Fund					
			0.00		0.00
ClrBrdge RARE Infra Inme Fd A					
			0.00		0.00
Dimensional 2 Yr Sus Fxd Int Tr AUD					
			0.00		0.00

Walls Family Super Fund

Detailed Activity Statement Preparation

For The Period 01 July 2022 - 30 June 2023

Description	Reference	Gross(Inc GST)	GST Rate	GST
Dimensional 5 Yr Div Fxd Int AUD Us		0.00		0.00
Dimensional Glob Core Eqt Tr Hdg		0.00		0.00
Fidelity Asia Fd		0.00		0.00
Investors Mutual Concentrated Au Sh		0.00		0.00
Pendal Focus Aust Share Fund		0.00		0.00
Schroder Global Value Fund W/C		0.00		0.00
SGH ICE		0.00		0.00
Total Non Capital Purchases	G11	14,744.49		
Total GST Paid on Purchases	1B			536.81

BAS Summary

Total Sales	G1	20,188.16	Total GST Collected on Sales	1A	1,697.49
Total Capital Purchases	G10	0.00	Total GST Paid on Purchases	1B	536.81
Total Non Capital Purchases	G11	14,744.49	GST Payable / (Refundable)		1,160.68

+ \$3.43 insurance refund
 - \$210 property sale transactions
 = \$954

(LESS)
 Q1 - (\$336)
 Q2 - (\$184)
 Q3 - (\$282)
 = \$152 GST Payable ✓
 (LESS)
 Q4 - (\$204)

= \$52 GST REFUNDABLE (JUN 23 BAS AMENDMENT) ✓



Australian Government
Australian Taxation Office

Agent HERRON ACCOUNTANTS
Client THE TRUSTEE FOR WALLS
 FAMILY SUPER FUND
ABN 81 414 307 968

Print activity statement

Account	Period	Document ID	GST accounting method
Activity statement – 001 – THE TRUSTEE FOR WALLS FAMILY SUPER FUND	Jul 2022 – Sep 2022	49695931616	Cash

Receipt ID	8925659093
Date lodged	21 November 2022
Payment due date	25 November 2022

Statement summary

Description	Reported Value	Owed to ATO	Owed by ATO
Goods and services tax (GST)			
1A Owed to ATO		\$525.00	
1B Owed by ATO			\$189.00
G1 Total sales	\$5,782.00		
Does this include GST?	Yes		
PAYG income tax instalment			
5A Owed to ATO		\$2,036.00	
5B Owed by ATO			\$0.00
T7 Instalment amount – Based on the notional tax \$ 7,985.81 from the 2021 assessment.	\$2,036.00		

Amount owing to ATO

\$2,372.00

BPAY®



Biller code 75556
Ref 814143079681160

Telephone and Internet Banking - BPAY®

Contact your bank or financial institution to make this payment from your cheque, savings, debit or credit card account.
 For more information see www.bpay.com.au

Australia Post

Payment can be made in person at Australia Post outlets with cash, cheque or money order using the barcode below.

Payment reference number

814143079681160





Australian Government
Australian Taxation Office

Agent HERRON ACCOUNTANTS
Client THE TRUSTEE FOR WALLS
 FAMILY SUPER FUND
ABN 81 414 307 968

Print activity statement

Account	Period	Document ID	GST accounting method
Activity statement – 001 – THE TRUSTEE FOR WALLS FAMILY SUPER FUND	Oct 2022 – Dec 2022	49756388858	Cash

Receipt ID	6377327433
Date lodged	08 February 2023
Payment due date	28 February 2023

Statement summary

Description	Reported Value	Owed to ATO	Owed by ATO
Goods and services tax (GST)			
1A Owed to ATO		\$334.00	
1B Owed by ATO			\$150.00
G1 Total sales	\$3,683.00		
Does this include GST?	Yes		
PAYG income tax instalment			
5A Owed to ATO		\$2,036.00	
5B Owed by ATO			\$0.00
T7 Instalment amount – Based on the notional tax \$ 7,985.81 from the 2021 assessment.	\$2,036.00		

Amount owing to ATO

\$2,220.00

BPAY®



Biller code 75556
Ref 814143079681160

Telephone and Internet Banking - BPAY®

Contact your bank or financial institution to make this payment from your cheque, savings, debit or credit card account.
 For more information see www.bpay.com.au

Australia Post

Payment can be made in person at Australia Post outlets with cash, cheque or money order using the barcode below.

Payment reference number

814143079681160





Australian Government
Australian Taxation Office

Agent HERRON ACCOUNTANTS
Client THE TRUSTEE FOR WALLS
FAMILY SUPER FUND
ABN 81 414 307 968

Print activity statement

Account	Period	Document ID	GST accounting method
Activity statement – 001 – THE TRUSTEE FOR WALLS FAMILY SUPER FUND	Jan 2023 – Mar 2023	49816023915	Cash

Receipt ID	739323214
Date lodged	26 May 2023
Payment due date	26 May 2023

Statement summary

Description	Reported Value	Owed to ATO	Owed by ATO
Goods and services tax (GST)			
1A Owed to ATO		\$502.00	
1B Owed by ATO			\$220.00
G1 Total sales	\$5,593.00		
Does this include GST?	Yes		
PAYG income tax instalment			
5A Owed to ATO		\$2,036.00	
5B Owed by ATO			\$0.00
T7 Instalment amount – Based on the notional tax \$ 7,985.81 from the 2021 assessment.	\$2,036.00		

Amount owing to ATO

\$2,318.00

BPAY®



Biller code 75556
Ref 814143079681160

Telephone and Internet Banking - BPAY®

Contact your bank or financial institution to make this payment from your cheque, savings, debit or credit card account.
For more information see www.bpay.com.au

Australia Post

Payment can be made in person at Australia Post outlets with cash, cheque or money order using the barcode below.

Payment reference number

814143079681160





Australian Government
Australian Taxation Office

Agent HERRON ACCOUNTANTS
Client THE TRUSTEE FOR WALLS
FAMILY SUPER FUND
ABN 81 414 307 968

Print activity statement

Account	Period	Document ID	GST accounting method
Activity statement – 001 – THE TRUSTEE FOR WALLS FAMILY SUPER FUND	Apr 2023 – Jun 2023	49875745158	Cash

Receipt ID	5996219502
Date lodged	24 August 2023
Payment due date	25 August 2023

Statement summary

Description	Reported Value	Owed to ATO	Owed by ATO
Goods and services tax (GST)			
1A Owed to ATO		\$334.00	
1B Owed by ATO			\$130.00
G1 Total sales	\$4,541.00		
Does this include GST?	Yes		
PAYG income tax instalment			
5A Owed to ATO		\$0.00	
5B Owed by ATO			\$0.00
T7 Instalment amount – Based on the notional tax \$ 1,179.96 from the 2022 assessment.	\$0.00		

Amount owing to ATO

\$204.00

BPAY®



Biller code 75556
Ref 814143079681160

Telephone and Internet Banking - BPAY®

Contact your bank or financial institution to make this payment from your cheque, savings, debit or credit card account.
For more information see www.bpay.com.au

Australia Post

Payment can be made in person at Australia Post outlets with cash, cheque or money order using the barcode below.

Payment reference number

814143079681160





Australian Government
Australian Taxation Office

Agent HERRON ACCOUNTANTS
Client THE TRUSTEE FOR WALLS
 FAMILY SUPER FUND
ABN 81 414 307 968

Print activity statement

Account	Period	GST accounting method
Activity statement – 001 – THE TRUSTEE FOR WALLS FAMILY SUPER FUND	Apr 2023 – Jun 2023	Cash

Payment due date 25 August 2023

Statement summary

Description	Reported Value	Owed to ATO	Owed by ATO
Goods and services tax (GST)			
1A Owed to ATO		\$334.00	
1B Owed by ATO			\$182.00
G1 Total sales	\$4,541.00		
Does this include GST?	Yes		
PAYG income tax instalment			
5A Owed to ATO		\$0.00	
5B Owed by ATO			\$0.00
T7 Instalment amount – Based on the notional tax \$ 1,179.96 from the 2022 assessment.	\$0.00		

Amount owing to ATO

\$152.00

Declaration

- > I THE TRUSTEE FOR WALLS FAMILY SUPER FUND authorise HERRON ACCOUNTANTS to give the Apr 2023 – Jun 2023 activity statement to the Commissioner of Taxation for 001 – THE TRUSTEE FOR WALLS FAMILY SUPER FUND.
- > I declare that the information provided for the preparation of this activity statement is true and correct.
- > I am authorised to make this declaration.

Signed: _____

Date: _____

Inquires 1300 300 630

Issue date 28 May 23

Company Statement

Extract of particulars - s346A(1) Corporations Act 2001

CORPORATE KEY: 34408214

Check this statement carefully

You are legally obligated to ensure that all your company details listed on this company statement are complete and correct. This is required under s346C (1) and/or s346B and s346C (2) of the *Corporations Act 2001*.

You must check this statement carefully and inform ASIC of any changes or corrections immediately. **Do not return this statement.** You must notify ASIC within 28 days after the date of change, and within 28 days after the date of issue of your annual company statement. Late lodgement of changes will result in late fees. These requirements do not apply to the **Additional company information**.

ACN 151 116 773
FOR WALLS SUPER (QLD) PTY LTD

REVIEW DATE: 26 May 23

You must notify ASIC of any changes to company details — Do not return this statement



To make changes to company details or amend incorrect information

- go to www.asic.gov.au/changes
- log in to our online services and make the required updates
- first time users will need to use the corporate key provided on this company statement



Phone if you've already notified ASIC of changes but they are not shown correctly in this statement.
Ph: 1300 300 630



Use your agent.

Company Statement

These are the current company details held by ASIC. You must check this statement carefully and inform ASIC of any changes or corrections immediately. Late fees apply. **Do not return this statement.**

1 Registered office
HERRON ACCOUNTANTS UNIT 1 48 FLINDERS PARADE NORTH LAKES QLD 4509

2 Principal place of business
20 CONSTANCE COURT NEWPORT QLD 4020

3 Officeholders

Name: JEFFREY CARLYLE WALLS
Born: ROTORUA NEW ZEALAND
Date of birth: 27/01/1970
Address: 20 CONSTANCE COURT NEWPORT QLD 4020
Office(s) held: DIRECTOR, APPOINTED 26/05/2011; SECRETARY, APPOINTED 26/05/2011

Name: RENEE MARGARET WALLS
Born: SYDNEY NSW
Date of birth: 21/02/1971
Address: 20 CONSTANCE COURT NEWPORT QLD 4020
Office(s) held: DIRECTOR, APPOINTED 26/05/2011

4 Company share structure

Share class	Shares description	Number issued	Total amount paid on these shares	Total amount unpaid on these shares
ORD	ORDINARY SHARES	2	\$2.00	\$0.00

5 Members

These details continue on the next page

WALLS SUPER (QLD) PTY LTD ACN 151 116 773

Page 1 of 2

Company statement continued

Name: RENEE MARGARET WALLS

Address: 20 CONSTANCE COURT NEWPORT QLD 4020

Share Class	Total number held	Fully paid	Beneficially held
ORD	1	Yes	Yes

Name: JEFFREY CARLYLE WALLS

Address: 20 CONSTANCE COURT NEWPORT QLD 4020

Share Class	Total number held	Fully paid	Beneficially held
ORD	1	Yes	Yes

You must notify ASIC within 28 days of the date of change, and within 28 days of the issue date of the annual company statement. Late lodgement of changes will result in late fees.

End of company statement

This concludes the information to which the company must respond (if incorrect) under s346C of the *Corporations Act 2001*.

Additional company information

This information is optional under the *Corporations Act 2001*. Late lodgement fees or late review fees do not apply to this information. To add, remove or change a contact address, see www.asic.gov.au/addresses.

6 Contact address for ASIC use only

Registered agent name: HERRON ACCOUNTANTS

Registered agent number: 5461

Address: PO BOX 504 NORTH LAKES QLD 4509



ASIC
Australian Securities & Investments Commission

ABN 86 768 265 615

Inquiries
www.asic.gov.au/invoices
1300 300 630

WALLS SUPER (QLD) PTY LTD
HERRON ACCOUNTANTS
PO BOX 504 NORTH LAKES QLD 4509

INVOICE STATEMENT

Issue date 26 May 23

WALLS SUPER (QLD) PTY LTD

ACN 151 116 773

Account No. 22 151116773

Summary

Opening Balance	\$0.00
New items	\$59.00
Payments & credits	\$0.00
TOTAL DUE	\$59.00

- Amounts are not subject to GST. (Treasurer's determination - exempt taxes, fees and charges).
- Payment of your annual review fee will maintain your registration as an Australian company.

Transaction details are listed on the back of this page

Please pay

Immediately	\$0.00
By 26 Jul 23	\$59.00

If you have already paid please ignore this invoice statement.

- Late fees will apply if you do NOT
 - tell us about a change during the period that the law allows
 - bring your company or scheme details up to date within 28 days of the date of issue of the annual statement, or
 - pay your review fee within 2 months of the annual review date.
- Information on late fee amounts can be found on the ASIC website.



ASIC
Australian Securities & Investments Commission

PAYMENT SLIP

WALLS SUPER (QLD) PTY LTD

ACN 151 116 773

Account No: 22 151116773




22 151116773

TOTAL DUE	\$59.00
Immediately	\$0.00
By 26 Jul 23	\$59.00

Payment options are listed on the back of this payment slip



Bill Code: 17301
Ref: 2291511167739



*814 129 0002291511167739 47

Transaction details:

page 2 of 2

	Transactions for this period	ASIC reference	\$ Amount
2023-05-26	Annual Review - Special Purpose Pty Co	4X3140125480P A	\$59.00
	Outstanding transactions		
2023-05-26	Annual Review - Special Purpose Pty Co	4X3140125480P A	\$59.00

PAYMENT OPTIONS



Billpay Code: 8929
Ref: 2291 5111 6773 947

Australia Post

Present this payment slip. Pay by cash, cheque or EFTPOS

Phone

Call 13 18 16 to pay by Mastercard or Visa

On-line

Go to postbillpay.com.au to pay by Mastercard or Visa

Mail


Mail this payment slip and cheque (do not staple) to ASIC,
Locked Bag 5000, Gippsland Mail Centre VIC 3841

	Bill Code: 17301 Ref: 2291511167739
Telephone & Internet Banking – BPAY® Contact your bank or financial institution to make this payment from your cheque, savings, debit, credit card or transaction account. More info: www.bpay.com.au	


Company Name: WALLS SUPER (QLD) PTY LTD
ACN/ARBN: 151 116 773
Date: 02/06/2023
Document Type: Solvency Resolution

Solvency: It was resolved after reviewing the result of the company for the previous year, reviewing the cash flow budgets for the ensuing year and considering the ability of the company to realise assets that the company would be able to pay its debts as and when they fall due.

Signed by all company directors:



JEFFREY CARLYLE WALLS 02/06/2023



RENEE MARGARET WALLS 02/06/2023

Debtor Entries for Walls Family Super Fund [WALL08]

Date	Type	Invoice	Reference	Proforma	Amount	Balance	Office	Billor	ServLine
30/05/2023	Receipt	NLF0001905	NLR0001813	BRNL000346	-599.50	0.00	NL	HAN00	ACCG
29/05/2023	Fee	NLF0001905	NLF0001905	BFNL002214	599.50	599.50	NL	HAN00	ACCG
13/04/2023	Receipt	NLF0001421	NLR0001436	BRNL000278	-3,466.84	0.00	NL	CHAL00	ACCG
06/04/2023	Fee	NLF0001421	NLF0001421	BFNL001692	3,466.84	3,466.84	NL	CHAL00	ACCG
08/02/2023	Receipt	NLF0000869	NLR0000898	BRNL000199	-352.00	0.00	NL	HAN00	ACCG
02/02/2023	Fee	NLF0000869	NLF0000869	BFNL001041	352.00	352.00	NL	HAN00	ACCG
21/11/2022	Receipt	NLF0000301	NLR0000317	BRNL000098	-330.00	0.00	NL	CHAL00	ACCG
21/11/2022	Fee	NLF0000301	NLF0000301	BFNL000408	330.00	330.00	NL	CHAL00	ACCG
						4,748.34			
					Less Audit Fee	350.00			
						4,398.34			

WALL08

Walls Family Super Fund

Number	Date	Detail	Explanation	Amount	Tax	Paid Amount	Cash
30569	31/08/2022	SALINVOICE		297.00	27.00	297.00	0.00
30569	06/09/2022	SALRECEIPT		0.00	0.00	0.00	297.00
				297.00	27.00	297.00	297.00
Total						4,695.34	





Walls Family Super Fund
PO Box 672
KALLANGUR QLD 4503

Invoice Date
31 August 2022

ABN.
16 134 060 432

Invoice No.
30569

Client Code
WALL08

TAX INVOICE

To our Professional Fees and Charges in attending to the following:-


Review of transactions and reconciliation of GST for the period ended 30 June 2022.

Preparation and lodgement of the Business Activity Statement for the quarter ended 30 June 2022.

Setup Bank Feeds for new bank account in BGL360.

Our Price
Plus: GST
TOTAL DUE

	270.00
	27.00
	\$ 297.00




Remittance Advice - Please return with your payment

Payment required within Fourteen (14) Days from date of Invoice

Invoice Due Date - 14 September 2022

Please forward cheques to:

Herron Accountants
PO Box 504
North Lakes QLD 4509
Ph: 07 3204 4166

For Direct Deposit:

BSB: 124 001
BoQ Account No: 21374214

Credit Card: Mastercard/Visa (Please circle)

Card No:

--	--	--	--	--	--	--	--	--	--	--	--

Expires: ____ / ____

CVV: _____

Name on Card: _____

Signature: _____

Client Code: WALL08

Invoice No: 30569

Amount Due: \$ 297.00

Amount Paid: \$ _____



HerronAccountants

TAX INVOICE

ABN: 16 134 060 432

Walls Family Super Fund
PO Box 672
KALLANGUR QLD 4503

Invoice Number NLF0001421

Invoice Date: 06 April 2023

Due Date: 20 April 2023

Total Due: \$3,466.84

To our Professional Fees and Charges in attending to the following:

Annual Administration

Input of data into BGL360.

Analysis of income and expenses, raising year end accounting adjustments including profit and loss adjustments for:

- Revaluation of listed market securities
- Revaluation of units
- Revaluation of real estate property

Allocation of contributions received Preparation of Financial Statements for the year ended 30 June 2022.

Preparation of Member Benefit Statements for the year ended 30 June 2022.

Preparation and Electronic Lodgement the Income Tax Return for the year ended 30 June 2022.

2,780.00

Audit

Audit of the 2022 Financial Statements as performed by Super Audits.

350.00 ✓

Queensland Titles Search - required for Auditor

For 7/48 Flinders Parade, North Lakes QLD property.

21.67

Amount subject to GST

3,151.67 ✓

Remittance Advice - Please return with your payment

Payment required within Fourteen (14) Days from date of Invoice
Invoice Due Date: 20 April 2023

PAYMENT OPTIONS

Please Forward Cheques to:

Herron Accountants
PO Box 504
North Lakes QLD 4509
Ph: 07 3204 4166

Direct Deposit

BSB: 124001
BoQ Account No: 21374214

Credit Card: Mastercard/Visa (Please circle)

Card No: _____

Expires: ____ - ____ CVV: ____

Name on Card: _____

Signature: _____

Payment Information

Client Code: WALL08
Invoice No: NLF0001421
Amount Due: \$3,466.84
Amount Paid: \$ _____



HerronAccountants

TAX INVOICE

ABN: 16 134 060 432

Walls Family Super Fund
PO Box 672
KALLANGUR QLD 4503

Invoice Number NLF0001905

Invoice Date: 29 May 2023

Due Date: 12 June 2023

Total Due: \$599.50

To our Professional Fees and Charges in attending to the following:

Review of transactions and reconciliation of GST for the period ended 31 March 2023.

Preparation and lodgement of the Business Activity Statement for the quarter ended 31 March 2023.

320.00

Review of Superannuation Contribution History records for Financial Adviser as requested. Calculation of any carried forward concessional amounts.

225.00

Amount subject to GST 545.00

GST 54.50

TOTAL \$599.50



Remittance Advice - Please return with your payment

Payment required within Fourteen (14) Days from date of Invoice

Invoice Due Date: 12 June 2023

PAYMENT OPTIONS

Please Forward Cheques to:

Herron Accountants
PO Box 504
North Lakes QLD 4509
Ph: 07 3204 4166

Direct Deposit

BSB: 124001
BoQ Account No: 21374214

Credit Card: Mastercard/Visa (Please circle)

Card No: _____

Expires: ____ - ____ CVV: ____

Name on Card: _____

Signature: _____

Payment Information

Client Code: WALL08
Invoice No: NLF0001905
Amount Due: \$599.50
Amount Paid: \$ _____

Advice you can trust

Insurance Advisernet Australia Pty Ltd
AFSL No. 240549 ABN: 15 003 886 687
www.insuranceadviser.net

CREDIT NOTE

Walls Super (Qld) P/L atf Walls Family Super Fund
Unit 7
48 Flinders Parade
NORTH LAKES QLD 4509

INVOICE NO 602959971

Invoice Date: 05/06/2023

For all enquiries, please contact:

Andrew Campbell

Herron - Business and Commercial Insurance Pty
Ltd

P: 0411 157 593

E: andrewc@herroninsurance.com.au

Insured:	Walls Super (QLD) Pty Ltd ATF Walls Family Super Fund	Return Premium:	\$34.29
Class:	Business Pack	Emergency/Fire Services Levies:	\$0.00
Policy No:	106U797967BPK	Stamp Duty:	\$3.39
Ref No:	486-C600247883-P602552551/3	GST:	\$3.43
Period:	31/05/2023 to 31/05/2023		
Insurer:	QBE Insurance (Australia) Ltd 78 003 191 035		
		Total Credit Amount:	\$41.11

Details

In accordance with your instructions your policy has been cancelled effective 31 May 2023 as policy is no longer required.

BPAY



Bill Code: 485326
Ref: 6029599716

Contact your participating financial institution to make a payment from your cheque or savings account.

INSTALMENTS

You can pay your insurance Premium by monthly instalments directly debited from your bank account. Charges apply.

Please contact us for full details.

CHEQUE

Payable to Insurance Advisernet, contact us for more details.

CREDIT CARD

Visit: www.insuranceadviser.net
or call **1300 301 448**
and use reference **602959971**

*Internet - Visa, Mastercard or Amex
Phone - Visa, Mastercard
(Surcharge applies)*

Zurich Active Annual statement



008717
036



Walls Super Qld Pty Ltd
PO Box 672
KALLANGUR QLD 4503

Your adviser

Craig Fenton
07 3385 0565

www.zurich.com.au

Phone: 131 551

client.service@zurich.com.au

Fax: (02) 9995 3797

Locked Bag 994

North Sydney NSW 2059

Policy number

50062948

25 July 2023

Dear Trustee/s,

We are pleased to enclose your annual statement for the period ending 30 June 2023.

This statement is provided for information purposes only to assist you in preparing the annual return for your fund. Enclosed you will find details of the policy including cover provided, the amount of premiums paid during the statement period (including any fees or costs paid), together with other important policy information.

Please note that if you hold an Income Replacement or Income Protector policy with Zurich also, you will receive a separate Tax Deduction Notice for that policy.

It is very important that you take time to review your statement and then keep it in a safe place. If you have any questions about your annual statement or any of Zurich's other services, please speak to your financial adviser, Craig Fenton, or contact Zurich.

Yours sincerely,

Brendan Norton
Head of Customer & Adviser Experience



**COMPLETE CLAIMS
CONFIDENCE.**



Zurich Australia Limited ABN 92 000 010 195 AFSL 232510

Zurich Active
Annual statement

Policy number
50062948

Statement details

Statement period:

1 July 2022 to 30 June 2023

Your adviser
Craig Fenton
07 3385 0565

Policy details

Policy owner:

Walls Super Qld Pty Ltd ✓
(Superannuation, held by external trustee)

Policy type:

Zurich Active Cover

Life insured:

Mrs Renee Walls ✓

Insurance benefits

Benefit type	Benefit amount	Annual premium	Premium paid
Initial amount of cover for Health events, death & terminal illness	\$700,011	\$3,692.28	\$3,180.76
AA Death & terminal illness	\$700,011		
A Health events	\$700,011		
B Health events	\$0		
C Health events	\$0		
D Health events	\$0		
E Health events	\$0		
Additional death cover	\$1,120,017	\$2,091.00	\$1,834.52
Extra cost options			
Extended care			

This policy is related to the Active Cover policy shown on your Policy schedule. Premiums for the related policy are paid separately and are not included in the amounts shown in this notice. For more information about related policies, refer to the Zurich Active PDS.

The Death benefit is the amount that may be payable on death while you are a member of the Fund. A benefit may be payable on terminal illness of 100% of your Death benefit.

A benefit is only payable for Health events cover if you meet the policy definition for a specified health event and you satisfy the definition of permanent incapacity while you are a member of the fund.

All benefits are subject to the terms and conditions of the applicable policy and payable to the trustee of the fund. You must ensure any benefits paid are in accordance with your fund's trust deed and superannuation law.

The Annual premium is the annualised cost of cover as at the statement date.

The Premium paid is the amount of premium paid for the benefit during the statement period.

MMEA-007320-2013-A

Zurich Active
Annual statement

Policy number
50062948

Fees and costs

\$5,015.28

The total premium paid for this policy

Taxation

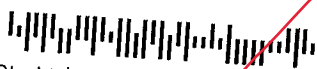
Insurance premiums for cover that would meet a condition of release are generally tax deductible to the complying superannuation fund. The information on premium amounts provided above is based on the price of the insurance policy and not necessarily the amount your fund can claim as a tax deduction. The amount of premium that is deductible varies depending on the type of cover. For example, premiums for life insurance cover are fully deductible whilst premiums for trauma cover are not deductible. Premiums may only be partially deductible such as for 'own' occupation disablement cover (TPD). Please contact your adviser or accountant for further information regarding the tax deductibility of premiums to your SMSF.

Zurich Active Annual statement



F 008720
036

Walls Super Qld Pty Ltd
PO Box 672
KALLANGUR QLD 4503



Your adviser

Craig Fenton
07 3385 0565

Policy number
50138276

www.zurich.com.au

Phone: 131 551

client.service@zurich.com.au

Fax: (02) 9995 3797

Locked Bag 994

North Sydney NSW 2059

25 July 2023

Dear Trustee/s,

We are pleased to enclose your annual statement for the period ending 30 June 2023.

This statement is provided for information purposes only to assist you in preparing the annual return for your fund. Enclosed you will find details of the policy including cover provided, the amount of premiums paid during the statement period (including any fees or costs paid), together with other important policy information.

Please note that if you hold an Income Replacement or Income Protector policy with Zurich also, you will receive a separate Tax Deduction Notice for that policy.

It is very important that you take time to review your statement and then keep it in a safe place. If you have any questions about your annual statement or any of Zurich's other services, please speak to your financial adviser, Craig Fenton, or contact Zurich.

Yours sincerely,

Brendan Norton
Head of Customer & Adviser Experience

**COMPLETE CLAIMS
CONFIDENCE.**



Zurich Australia Limited ABN 92 000 010 195 AFSL 232510

Zurich Active
Annual statement

Policy number
50138276

Statement details

Statement period:

1 July 2022 to 30 June 2023

Your adviser
Craig Fenton
07 3385 0565

Policy details

Policy owner:

Walls Super Qld Pty Ltd ✓
(Superannuation, held by external trustee)

Policy type:

Zurich Active Cover

Life insured:

Mrs Renee Walls ✓

Insurance benefits

Benefit type	Benefit amount	Annual premium	Premium paid
Initial amount of cover for Health events, death & terminal illness	\$0	\$0.00	\$0.00
AA Death & terminal illness	\$0		
A Health events	\$0		
B Health events	\$0		
C Health events	\$0		
D Health events	\$0		
E Health events	\$0		
Additional death cover	\$1,926,052	\$3,503.76	\$3,197.23

The Death benefit is the amount that may be payable on death while you are a member of the Fund. A benefit may be payable on terminal illness of 100% of your Death benefit.

A benefit is only payable for Health events cover if you meet the policy definition for a specified health event and you satisfy the definition of permanent incapacity while you are a member of the fund.

All benefits are subject to the terms and conditions of the applicable policy and payable to the trustee of the fund. You must ensure any benefits paid are in accordance with your fund's trust deed and superannuation law.

The Annual premium is the annualised cost of cover as at the statement date.

The Premium paid is the amount of premium paid for the benefit during the statement period.

Fees and costs

The total premium paid for this policy

✓
\$3,197.23

MIMEA-007320-2013-A

Zurich Active

Annual statement

Policy number

50138276

Taxation


Insurance premiums for cover that would meet a condition of release are generally tax deductible to the complying superannuation fund. The information on premium amounts provided above is based on the price of the insurance policy and not necessarily the amount your fund can claim as a tax deduction. The amount of premium that is deductible varies depending on the type of cover. For example, premiums for life insurance cover are fully deductible whilst premiums for trauma cover are not deductible. Premiums may only be partially deductible such as for 'own' occupation disablement cover (TPD). Please contact your adviser or accountant for further information regarding the tax deductibility of premiums to your SMSF.

Zurich Active Annual statement



008718
036

Walls Super Qld Pty Ltd
PO Box 672
KALLANGUR QLD 4503



Your adviser

Craig Fenton
07 3385 0565

www.zurich.com.au

Phone: 131 551

client.service@zurich.com.au

Fax: (02) 9995 3797

Locked Bag 994

North Sydney NSW 2059

Policy number

50065660

25 July 2023

Dear Trustee/s,

We are pleased to enclose your annual statement for the period ending 30 June 2023.

This statement is provided for information purposes only to assist you in preparing the annual return for your fund. Enclosed you will find details of the policy including cover provided, the amount of premiums paid during the statement period (including any fees or costs paid), together with other important policy information.

Please note that if you hold an Income Replacement or Income Protector policy with Zurich also, you will receive a separate Tax Deduction Notice for that policy.

It is very important that you take time to review your statement and then keep it in a safe place. If you have any questions about your annual statement or any of Zurich's other services, please speak to your financial adviser, Craig Fenton, or contact Zurich.

Yours sincerely,

Brendan Norton
Head of Customer & Adviser Experience



**COMPLETE CLAIMS
CONFIDENCE.**



Zurich Australia Limited ABN 92 000 010 195 AFSL 232510

Zurich Active
Annual statement

Policy number
50065660

Statement details

Statement period:

1 July 2022 to 30 June 2023

Your adviser

Craig Fenton
07 3385 0565

Policy details

Policy owner:

Walls Super Qld Pty Ltd ✓
(Superannuation, held by external trustee)

Policy type:

Zurich Active Cover

Life insured:

Mr Jeffrey Walls ✓

Insurance benefits

Benefit type	Benefit amount	Annual premium	Premium paid
Initial amount of cover for Health events, death & terminal illness	\$1,120,017	\$8,564.64	\$7,322.01
Remaining amount of cover			
AA Death & terminal illness	\$1,064,016		
A Health events	\$1,064,016		
B Health events	\$0		
C Health events	\$0		
D Health events	\$0		
E Health events	\$0		
Additional death cover	\$2,441,322	\$7,145.04	\$6,201.03
Extra cost options			
Extended care			

This policy is related to the Active Cover policy shown on your Policy schedule. Premiums for the related policy are paid separately and are not included in the amounts shown in this notice. For more information about related policies, refer to the Zurich Active PDS.

The Death benefit is the amount that may be payable on death while you are a member of the Fund. A benefit may be payable on terminal illness of 100% of your Death benefit.

A benefit is only payable for Health events cover if you meet the policy definition for a specified health event and you satisfy the definition of permanent incapacity while you are a member of the fund.

All benefits are subject to the terms and conditions of the applicable policy and payable to the trustee of the fund. You must ensure any benefits paid are in accordance with your fund's trust deed and superannuation law.

The Annual premium is the annualised cost of cover as at the statement date.

The Premium paid is the amount of premium paid for the benefit during the statement period.

Zurich Active
Annual statement

Policy number
50065660

Fees and costs

\$13,523.04

The total premium paid for this policy



Taxation

Insurance premiums for cover that would meet a condition of release are generally tax deductible to the complying superannuation fund. The information on premium amounts provided above is based on the price of the insurance policy and not necessarily the amount your fund can claim as a tax deduction. The amount of premium that is deductible varies depending on the type of cover. For example, premiums for life insurance cover are fully deductible whilst premiums for trauma cover are not deductible. Premiums may only be partially deductible such as for 'own' occupation disablement cover (TPD). Please contact your adviser or accountant for further information regarding the tax deductibility of premiums to your SMSF.

Financial Year Summary

1 JULY 2022 - 30 JUNE 2023

AUSIEX

Portfolio Valuation	Account Number	Account Name	Value as at 30 June 2023
Shares	6364023	WALLS SUPER QLD PTY LTD <WALLS FAMILY SUPER FUND A/C>	\$0.00
TOTAL PORTFOLIO VALUE			\$0.00

Allocation as at 30 June 2023	Estimated Interest & Dividends	2022-2023 Financial Year
Shares in your portfolio	Est. Franked Dividends	\$0.00
There are no holdings on this account for the given period.	Est. Unfranked Dividends	\$0.00
Sectors in your portfolio	Est. Franking Credits	\$0.00
There are no holdings on this account for the given period.	Est. Interest Received from Interest Rate Securities	\$0.00
	TOTAL INCOME	\$0.00

Fees & Charges	2022-2023 Financial Year
Total Brokerage (inc. GST)	\$316.11
Total Subscriptions (inc. GST)	\$0.00
Other Fees (inc. GST)	Nil
TOTAL FEES & CHARGES	\$316.11

DISCLAIMER

This statement is issued by Australian Investment Exchange Limited ABN 71 076 515 930 AFSL 241400 ("AUSIEX"), a Market Participant of ASX Limited and Cboe Australia Pty Limited, a Clearing Participant of ASX Clear Pty Limited and a Settlement Participant of ASX Settlement Pty Limited. AUSIEX is a wholly owned, but not guaranteed, subsidiary of Nomura Research Institute, LTD. Information contained in this statement is believed to be accurate at the time the statement is generated. NRI and its subsidiaries do not accept any liability for any errors or omissions contained in this statement, or any responsibility for any action taken in reliance on this statement.

This statement is a summary document only and it is not intended to replace any document which contains information that may be required for taxation purposes. You should therefore retain your CHESSE statements, dividend statements, confirmations and bank account statements for your records in this regard. If there are any errors in this statement, please contact us as set out below. The total brokerage outlined does not include any rebates you may have received over the financial year. Please refer to your transaction statement records for any rebates you may have received for the statement period. This statement only includes dividends paid for holdings held with AUSIEX. Any dividends paid (based on the ex-dividend date) prior to holdings being transferred to AUSIEX are not included in this report. This report may not include information on some accounts if you have switched products during the financial year. AUSIEX is not a registered tax practitioner and the information provided in this report does not constitute tax advice. The above information, whilst based upon your holdings, only takes into account those of your circumstances of which we are aware. It is recommended that you provide the statement to your tax adviser or accountant in order that your particular circumstances can be properly addressed.

Address Locked Bag 3005, Australia Square NSW 1215 | Enquiries 1800 252 351 | 8:30am - 5:30pm Sydney time, Mon to Fri | www.ausix.com.au

Portfolio Valuation

30 JUNE 2023

AUSIEX

SHARES - 6364023 - HIN

WALLS SUPER QLD PTY LTD <WALLS FAMILY SUPER FUND A/C>

Portfolio	Units	Unit Price	Portfolio Value	% of Portfolio
There are no holdings on this account for the given period.				
TOTAL			\$0.00	0.00%

DISCLAIMER

This statement is issued by Australian Investment Exchange Limited ABN 71 076 515 930 AFSL 241400 ("AUSIEX"), a Market Participant of ASX Limited and Cboe Australia Pty Limited, a Clearing Participant of ASX Clear Pty Limited and a Settlement Participant of ASX Settlement Pty Limited. AUSIEX is a wholly owned, but not guaranteed, subsidiary of Nomura Research Institute, LTD. Information contained in this statement is believed to be accurate at the time the statement is generated. NRI and its subsidiaries do not accept any liability for any errors or omissions contained in this statement, or any responsibility for any action taken in reliance on this statement.

This statement is a summary document only and it is not intended to replace any document which contains information that may be required for taxation purposes. You should therefore retain your CHESSE statements, dividend statements, confirmations and bank account statements for your records in this regard. If there are any errors in this statement, please contact us as set out below. The total brokerage outlined does not include any rebates you may have received over the financial year. Please refer to your transaction statement records for any rebates you may have received for the statement period. This statement only includes dividends paid for holdings held with AUSIEX. Any dividends paid (based on the ex-dividend date) prior to holdings being transferred to AUSIEX are not included in this report. This report may not include information on some accounts if you have switched products during the financial year. AUSIEX is not a registered tax practitioner and the information provided in this report does not constitute tax advice. The above information, whilst based upon your holdings, only takes into account those of your circumstances of which we are aware. It is recommended that you provide the statement to your tax adviser or accountant in order that your particular circumstances can be properly addressed.

Address Locked Bag 3005, Australia Square NSW 1215 | Enquiries 1800 252 351 | 8:30am - 5:30pm Sydney time, Mon to Fri | www.ausdex.com.au

Transaction Summary

1 JULY 2022 - 30 JUNE 2023

AUSIEX

SHARES - 6364023 - HIN

WALLS SUPER QLD PTY LTD <WALLS FAMILY SUPER FUND A/C>

Total Buys and Sells	2022 - 2023 Financial Year
Total Buys (inc. Brokerage + GST)	\$0.00
Total Sells (inc. Brokerage + GST)	\$169,913.56

BOQ - BANK OF QUEENSLAND. FPO (ORDINARY FULLY PAID)

Date	Type	Quantity	Unit Price	Trade Value	Brokerage+GST	GST	CNote	Total Value
22-Nov-2022	Sell	-1,135	\$7.3310	-\$8,320.72	\$25.00	\$2.27	39690934	-\$8,295.72
Sub Total					\$25.00	\$2.27		-\$8,295.72

DJRE - SPDR DJ GBL REIT ESG ETF UNITS (SPDR DOW JONES GLOBAL REAL ESTATE ESG FUND)

Date	Type	Quantity	Unit Price	Trade Value	Brokerage+GST	GST	CNote	Total Value
22-Nov-2022	Sell	-420	\$19.8300	-\$8,328.60	\$25.00	\$2.27	39691005	-\$8,303.60
Sub Total					\$25.00	\$2.27		-\$8,303.60

FLT - FLIGHT CENTRE TRAVEL FPO (ORDINARY FULLY PAID)

Date	Type	Quantity	Unit Price	Trade Value	Brokerage+GST	GST	CNote	Total Value
22-Nov-2022	Sell	-478	\$15.7400	-\$7,523.72	\$25.00	\$2.27	39691028	-\$7,498.72
Sub Total					\$25.00	\$2.27		-\$7,498.72

IAF - ISHARES COMP BND. ETF UNITS (ISHARES CORE COMPOSITE BOND ETF)

Date	Type	Quantity	Unit Price	Trade Value	Brokerage+GST	GST	CNote	Total Value
22-Nov-2022	Sell	-90	\$100.0600	-\$9,005.40	\$25.00	\$2.27	39691155	-\$8,980.40
Sub Total					\$25.00	\$2.27		-\$8,980.40

ISO - ISHARES SMALL ORDS ISHMLORD (ISHARES S&P/ASX SMALL ORDINARIES ETF)

Date	Type	Quantity	Unit Price	Trade Value	Brokerage+GST	GST	CNote	Total Value
22-Nov-2022	Sell	-1,500	\$4.4500	-\$6,675.00	\$25.00	\$2.27	39691158	-\$6,650.00
Sub Total					\$25.00	\$2.27		-\$6,650.00

MGOC - MAGELLANGLOOPENCLASS OPEN CL (MAGELLAN GLOBAL FUND (OPEN CLASS) (MANAGED FUND))

Date	Type	Quantity	Unit Price	Trade Value	Brokerage+GST	GST	CNote	Total Value
22-Nov-2022	Sell	-7,292	\$2.4100	-\$17,573.72	\$25.00	\$2.27	39691157	-\$17,548.72
Sub Total					\$25.00	\$2.27		-\$17,548.72

MICH - MAG. INFRA. FUND CH TMF UNITS (MAGELLAN INF FUND (CURRENCY HEDGED) (MANAGED FUND))

Date	Type	Quantity	Unit Price	Trade Value	Brokerage+GST	GST	CNote	Total Value
22-Nov-2022	Sell	-3,240	\$2.8700	-\$9,298.80	\$25.00	\$2.27	39691159	-\$9,273.80
Sub Total					\$25.00	\$2.27		-\$9,273.80

MVW - VANECK EQUAL WEIGHT ETF UNITS (VANECK AUSTRALIAN EQUAL WEIGHT ETF)

Date	Type	Quantity	Unit Price	Trade Value	Brokerage+GST	GST	CNote	Total Value
22-Nov-2022	Sell	-581	\$33.6400	-\$19,544.84	\$25.00	\$2.27	39691160	-\$19,519.84
Sub Total					\$25.00	\$2.27		-\$19,519.84

PIXX - PLATINUM INT FUND TMF UNITS (PLATINUM INTL FUND (QUOTED MANAGED HEDGE FUND))

Date	Type	Quantity	Unit Price	Trade Value	Brokerage+GST	GST	CNote	Total Value
22-Nov-2022	Sell	-2,460	\$4.6600	-\$11,463.60	\$25.00	\$2.27	39691163	-\$11,438.60
Sub Total					\$25.00	\$2.27		-\$11,438.60

STW - SPDR 200 FUND ETF UNITS (SPDR S&P/ASX 200 FUND)

Date	Type	Quantity	Unit Price	Trade Value	Brokerage+GST	GST	CNote	Total Value
22-Nov-2022	Sell	-251	\$65.2400	-\$16,375.24	\$25.00	\$2.27	39691164	-\$16,350.24
Sub Total					\$25.00	\$2.27		-\$16,350.24

VEU - VNGD ALL-WORLD EX-US CDI 1:1 (VANGUARD ALL-WORLD EX-US SHARES INDEX ETF)

Date	Type	Quantity	Unit Price	Trade Value	Brokerage+GST	GST	CNote	Total Value
22-Nov-2022	Sell	-248	\$75.6100	-\$18,751.28	\$25.00	\$2.27	39691166	-\$18,726.28
Sub Total					\$25.00	\$2.27		-\$18,726.28

VTS - VNGD US TOTAL MARKET CDI 1:1 (VANGUARD US TOTAL MARKET SHARES INDEX ETF)

Date	Type	Quantity	Unit Price	Trade Value	Brokerage+GST	GST	CNote	Total Value
22-Nov-2022	Sell	-125	\$298.9500	-\$37,368.75	\$41.11	\$3.74	39691236	-\$37,327.64
Sub Total					\$41.11	\$3.74		-\$37,327.64

The transaction summary is only able to display information available to us. Transactions regarding corporate actions or stock transfers are not included and can be found on your statements as issued by the company or the share registry. Transactions for Issuer Sponsored holdings are not included in this summary. Links to some of the key share registries can be found below:

Computershare (<http://www.computershare.com/au/Pages/default.aspx>)
Link Market Services (<https://investorcentre.linkmarketservices.com.au/Login.aspx/Login>)
Automatic Group Registrars (<https://www.automicgroup.com.au/>)
Advanced Share Registry Services (<http://www.advancedshare.com.au/Home.aspx>)

DISCLAIMER

This statement is issued by Australian Investment Exchange Limited ABN 71 076 515 930 AFSL 241400 ("AUSIEX"), a Market Participant of ASX Limited and Cboe Australia Pty Limited, a Clearing Participant of ASX Clear Pty Limited and a Settlement Participant of ASX Settlement Pty Limited. AUSIEX is a wholly owned, but not guaranteed, subsidiary of Nomura Research Institute, LTD. Information contained in this statement is believed to be accurate at the time the statement is generated. NRI and its subsidiaries do not accept any liability for any errors or omissions contained in this statement, or any responsibility for any action taken in reliance on this statement.

This statement is a summary document only and it is not intended to replace any document which contains information that may be required for taxation purposes. You should therefore retain your CHESSE statements, dividend statements, confirmations and bank account statements for your records in this regard. If there are any errors in this statement, please contact us as set out below. The total brokerage outlined does not include any rebates you may have received over the financial year. Please refer to your transaction statement records for any rebates you may have received for the statement period. This statement only includes dividends paid for holdings held with AUSIEX. Any dividends paid (based on the ex-dividend date) prior to holdings being transferred to AUSIEX are not included in this report. This report may not include information on some accounts if you have switched products during the financial year. AUSIEX is not a registered tax practitioner and the information provided in this report does not constitute tax advice. The above information, whilst based upon your holdings, only takes into account those of your circumstances of which we are aware. It is recommended that you provide the statement to your tax adviser or accountant in order that your particular circumstances can be properly addressed.

Address Locked Bag 3005, Australia Square NSW 1215 | Enquiries 1800 252 351 | 8:30am - 5:30pm Sydney time, Mon to Fri | www.ausix.com.au

1 JULY 2022 - 30 JUNE 2023

SHARES - 6364023 - HIN

WALLS SUPER QLD PTY LTD <WALLS FAMILY SUPER FUND A/C>

ESTIMATED DIVIDEND SUMMARY

There are no transactions on this account for the given period.

TOTAL

\$0.00

ESTIMATED INTEREST RECEIVED

There are no transactions on this account for the given period.

TOTAL

\$0.00

DISCLAIMER

This statement is issued by Australian Investment Exchange Limited ABN 71 076 515 930 AFSL 241400 ("AUSIEX"), a Market Participant of ASX Limited and Cboe Australia Pty Limited, a Clearing Participant of ASX Clear Pty Limited and a Settlement Participant of ASX Settlement Pty Limited. AUSIEX is a wholly owned, but not guaranteed, subsidiary of Nomura Research Institute, LTD. Information contained in this statement is believed to be accurate at the time the statement is generated. NRI and its subsidiaries do not accept any liability for any errors or omissions contained in this statement, or any responsibility for any action taken in reliance on this statement.

This statement is a summary document only and it is not intended to replace any document which contains information that may be required for taxation purposes. You should therefore retain your CHESS statements, dividend statements, confirmations and bank account statements for your records in this regard. If there are any errors in this statement, please contact us as set out below. The total brokerage outlined does not include any rebates you may have received over the financial year. Please refer to your transaction statement records for any rebates you may have received for the statement period. This statement only includes dividends paid for holdings held with AUSIEX. Any dividends paid (based on the ex-dividend date) prior to holdings being transferred to AUSIEX are not included in this report. This report may not include information on some accounts if you have switched products during the financial year. AUSIEX is not a registered tax practitioner and the information provided in this report does not constitute tax advice. The above information, whilst based upon your holdings, only takes into account those of your circumstances of which we are aware. It is recommended that you provide the statement to your tax adviser or accountant in order that your particular circumstances can be properly addressed.

Address Locked Bag 3005, Australia Square NSW 1215 | Enquiries 1800 252 351 | 8:30am - 5:30pm Sydney time, Mon to Fri | www.ausdex.com.au

GLOSSARY

Units	The number of registered securities that you own.
Unit Price	The Portfolio Valuation 'Unit Price' is calculated using a 'Reference' Price provided by the ASX which takes into account an adjustment to determine value at Close of Market if the Security does not trade in the Closing Single Price Auction on the Valuation Date. The Unit Price in the Transaction Summary is the average price paid for each unit of stock as detailed in your contract note.
Brokerage	The fee or charge that is paid by you when transacting a buy or sell. Brokerage and costs may include advice and/or service fees charged to you by your adviser (where applicable). Refer to your adviser for further details.
Holder Identification Number (HIN)	When you are CHESS sponsored with a Broker you will be issued a unique number, called a HIN. Multiple holdings can be registered under the single HIN. A HIN starts with the letter X and usually followed by 10 numbers, e.g. X0001234567.
Dividend	A dividend is a payment made to shareholders from the company. This payment is a portion of the company's profits. ASX listed companies typically pay dividends twice a year, usually as an 'interim' dividend and a 'final dividend'. From time to time, a company may also pay a 'special' dividend.
Ex-dividend date	The ex-dividend date occurs two business days before the company's Record Date. To be entitled to a dividend a shareholder must have purchased the shares before the ex-dividend date. If you purchase shares on or after that date, the previous owner of the shares (and not you) is entitled to the dividend.
Interim dividend	A dividend paid during a year representing a return based on the previous six months' financial performance and the outlook for the future.
Final dividend	A dividend paid during a year representing a return based on the previous twelve months' financial performance.
Special dividend	A dividend paid by the company outside typical recurring (interim and final) dividend cycle.
Record date	The record date is the date the share registries use in determining who is entitled to a dividend or entitlement associated with a security. Those who held the security in the company and were on the register on the record date are eligible for the entitlement.
Payment date	The date on which a declared dividend is scheduled to be paid.
Unfranked dividend	Dividends which do not carry a franking credit.
Franked dividend	Franked dividends are paid to security holders out of profits on which the company has already paid tax.
Franking /Imputation Credit	A franking credit is your share of tax paid by a company on the profits from which your dividend are paid. They are also known as Imputation Credits.
Total subscriptions	Total subscriptions can include, but are not limited to: ViewPoint fees, Morningstar research subscription fees and trading alerts.
Other fees	Other fees can include, but are not limited to: Off market transfer fees, conditional trading fees (added as brokerage), rejection fees, early and late settlement fees, fail fees, SRN query, rebooking fees, cheque payment fee or cheque dishonour fees and the printing and posting of contract notes.
Corporate action (CA)	Any action initiated by the company or corporation, for the purpose of giving an entitlement to shareholders.

\$235,204.06

19 September 2023

000489 *036

Walls Family Super Fund
PO BOX 672
KALLANGUR QLD 4503Netwealth Investments Ltd
ABN 85 090 569 109
AFSL 230975
PO Box 336
South Melbourne VIC 3205

Wealth Accelerator

Annual Statement - 30 June 2023

This document represents your annual statement for the financial year ended 30 June 2023. The information in this document reflects all information relating to your account that was available to Netwealth at the time this communication was produced. We encourage you to read this document carefully as it contains important information about your account.

Account Snapshot

Opening balance as at 01 July 2022	\$0.00
Deposits / Asset Transfers	\$225,000.00
Net Income (Income - Expenses)	\$4,805.47
Change in value of investments	\$5,398.59
Withdrawals	\$0.00
Taxes	\$0.00
Insurance Premiums	\$0.00
Miscellaneous	\$0.00
Closing Portfolio Value	\$235,204.06

You may request from Netwealth a copy of any quarterly report relating to a previous financial year.



Download the Netwealth mobile app

Interact and review your Netwealth super and investments on the go from your Apple or Android device.

You can view your portfolio, its performance, and more including:

- Monitor account balances for linked super and investment accounts
- Review investments and their performance
- View detailed investment listing, including holding information
- Access securely with a 4-digit PIN and/or Touch ID.

Your Details

Client name
Walls Family Super Fund

Client number
307294

Account number
WRAP077596

Your Adviser Details

Adviser Name
Sinclair Financial Group - Norman
Sinclair

Phone number
(07) 3117 0607

For more information

- 1800 888 223
- contact@netwealth.com.au
- netwealth.com.au

About your Annual Statement

Annual Statement Contents

This document contains:

- Investment Account Statement (not inclusive of off platform assets)
- Cash Account Transaction Summary
- Cash Account Transaction Listing
- Insurance Cover Summary (if applicable)
- Independent audit report prepared by Deloitte Touche Tohmatsu

This Annual Statement is in addition to your Wealth Accelerator Taxation Statement, which most investors will have already received.

Netwealth issues Wealth Accelerator Taxation Statements to investors on a progressive basis, as and when all income received during the financial year for all of their assets has been reconciled and finalised.

It is anticipated that all Wealth Accelerator Taxation Statements will be issued by 31 October 2023.

If you contribute to your account via the Regular Savings Plan or reinvest your net income, you may not have the latest Disclosure Documents relating to your investments. These documents are available online at www.netwealth.com.au or by contacting Netwealth on 1800 888 223.

Should you have any queries regarding this report, please contact Netwealth Investor Services team on 1800 888 223 or your financial adviser.

Investment Account Statement at 30 June 2023

Investment Name	Code	Units	Value
Cash Account			\$7,930.11
Antares Elite Opportunities Fund	PPL0115AU	6,110.36	\$7,749.77
Ardea Real Outcome Fund	HOW0098AU	18,799.96	\$16,632.32
ClearBridge RARE Infra Income Fund - Hedged - CI A	TGP0016AU	8,141.25	\$11,166.54
Colchester Global Government Bond Fund - Class I	ETL5525AU	6,866.37	\$5,532.23
Dimensional 2 Yr Sustainabilit Fix Int Trust - AUD	DFA0002AU	908.79	\$8,845.13
Dimensional 5 Yr Diversif Fixed Int Trust - AUD CI	DFA0108AU	1,743.68	\$16,535.71
Dimensional Global Core Equity Tr - AUD Hedged	DFA0009AU	604.63	\$17,014.27
Fidelity Asia Fund	FID0010AU	642.54	\$15,554.06
Investors Mutual Concentrated Aust Share Fund	IML0010AU	12,367.78	\$25,180.80
iShares Core MSCI World Ex Aus ESG Leaders ETF	IWLD	307.00	\$14,072.88
iShares Core S&P/ASX 200 ETF	IOZ	1,089.00	\$31,766.13
iShares Enhanced Cash ETF	ISEC	22.00	\$2,215.18
Pendal Focus Australian Share Fund	RFA0059AU	9,313.19	\$21,296.47
Schroder Global Value Fund	SCH0030AU	26,429.26	\$30,813.88
Total value of cash and investments			\$232,305.48

Income Receivable as at 30 June 2023

iShares Core S&P/ASX 200 ETF	IOZ	\$145.75
iShares Enhanced Cash ETF	ISEC	\$6.28
iShares Core MSCI World Ex Aus ESG Leaders ETF	IWLD	\$277.84
Dimensional 2 Yr Sustainabilit Fix Int Trust - AUD	DFA0002AU	\$71.82
Dimensional 5 Yr Diversif Fixed Int Trust - AUD CI	DFA0108AU	\$137.99
Colchester Global Government Bond Fund - Class I	ETL5525AU	\$41.69
Fidelity Asia Fund	FID0010AU	\$238.84
Investors Mutual Concentrated Aust Share Fund	IML0010AU	\$269.58
Antares Elite Opportunities Fund	PPL0115AU	\$367.33
Pendal Focus Australian Share Fund	RFA0059AU	\$884.38
Schroder Global Value Fund	SCH0030AU	\$288.13
ClearBridge RARE Infra Income Fund - Hedged - CI A	TGP0016AU	\$168.96
Total income receivable		\$2,898.59
Total account value		\$235,204.06

Investment Account Statement at 30 June 2023

The below statement lists investments held in your account, where the total aggregated value of the investments held in the Netwealth Managed Account Service are displayed in a single line.

Investment Name	Code	Units	Value
Cash Account			\$2,824.01
Netwealth Managed Account Service			\$229,481.43
		Total value of cash and investments	\$232,305.48
Income Receivable as at 30 June 2023			
Netwealth Managed Account Service			\$2,898.59
		Total income receivable	\$2,898.59
		Total account value	\$235,204.06



Cash Account Transaction Summary from 01 July 2022 to 30 June 2023

Opening Balance	\$0.00
Increases:	
Asset Sale	\$50,667.40
Cash Account Interest	\$444.59
Distribution	\$2,267.05
Fund Manager Fee Rebate - Managed Account	\$38.28
Investment	\$225,000.00
Decreases:	
Administration Fees	\$498.21
Asset Purchase	\$269,644.17
Investment Management Fee	\$258.99
MA Transaction Fee	\$85.84
Closing Balance	\$7,930.11

Cash Account Transaction Listing from 01 July 2022 to 30 June 2023

Date	Transaction Description	Units	Amount	Balance
	Cash at start of period			\$0.00
02/12/2022	Investment		\$225,000.00	\$225,000.00
22/12/2022	Asset Purchase - Managed Account - iShares Core S&P/ASX 200 ETF	1,083.00	-\$31,300.87	\$193,699.13
22/12/2022	Asset Purchase - Managed Account - iShares Enhanced Cash ETF	22.00	-\$2,214.13	\$191,485.00
22/12/2022	Asset Purchase - Managed Account - iShares Core MSCI World Ex Aus ESG Leaders ETF	426.00	-\$16,610.34	\$174,874.66
23/12/2022	Asset Purchase - Managed Account - Dimensional 2 Yr Sustainabilit Fix Int Trust - AUD	683.77	-\$6,705.51	\$168,169.15
23/12/2022	Asset Purchase - Managed Account - Dimensional Global Core Equity Tr - AUD Hedged	735.34	-\$18,782.75	\$149,386.40
23/12/2022	Asset Purchase - Managed Account - SGH ICE	6,252.19	-\$11,044.50	\$138,341.90
23/12/2022	Asset Purchase - Managed Account - abrdn Gbl Absolute Return Strategies Fund - CI A	13,563.74	-\$17,130.41	\$121,211.49
23/12/2022	Asset Purchase - Managed Account - Colchester Global Government Bond Fund - Class I	6,866.37	-\$5,569.31	\$115,642.18
23/12/2022	Asset Purchase - Managed Account - Fidelity Asia Fund	659.90	-\$15,506.03	\$100,136.15
23/12/2022	Asset Purchase - Managed Account - Investors Mutual Concentrated Aust Share Fund	6,562.65	-\$13,154.83	\$86,981.32
23/12/2022	Asset Purchase - Managed Account - Antares Elite Opportunities Fund	10,121.97	-\$13,093.78	\$73,887.54
23/12/2022	Asset Purchase - Managed Account - Pandal Focus Australian Share Fund	11,334.55	-\$26,230.41	\$47,657.13
23/12/2022	Asset Purchase - Managed Account - Schroder Global Value Fund	26,503.95	-\$29,149.04	\$18,508.09
23/12/2022	Asset Purchase - Managed Account - ClearBridge RARE Infra Income Fund - Hedged - CI A	7,739.01	-\$11,007.20	\$7,500.89
28/12/2022	MA Transaction Fee - iShares Core S&P/ASX 200 ETF		-\$46.95	\$7,453.94
28/12/2022	MA Transaction Fee - iShares Enhanced Cash ETF		-\$3.32	\$7,450.62
28/12/2022	MA Transaction Fee - iShares Core MSCI World Ex Aus ESG Leaders ETF		-\$24.92	\$7,425.70
31/12/2022	Administration Fees		-\$69.19	\$7,356.51
31/12/2022	Investment Management Fee - Sentinel Active Beta Plus - High Growth Model		-\$14.44	\$7,342.07
31/12/2022	Cash Account Interest - Cash Account		\$278.51	\$7,620.58
31/12/2022	Cash Account Interest - Managed Account - Managed Account		\$36.68	\$7,657.26
04/01/2023	Distribution - Managed Account - Colchester Global Government Bond Fund - Class I		\$41.84	\$7,699.10
05/01/2023	Distribution - Managed Account - Pandal Focus Australian Share		\$425.05	\$8,124.15



Date	Transaction Description	Units	Amount	Balance
	Fund			
06/01/2023	Distribution - Managed Account - Dimensional 2 Yr Sustainabilit Fix Int Trust - AUD		\$37.24	\$8,161.39
06/01/2023	Distribution - Managed Account - Investors Mutual Concentrated Aust Share Fund		\$131.25	\$8,292.64
06/01/2023	Distribution - Managed Account - Antares Elite Opportunities Fund		\$97.42	\$8,390.06
06/01/2023	Distribution - Managed Account - Schroder Global Value Fund		\$265.00	\$8,655.06
06/01/2023	Distribution - Managed Account - ClearBridge RARE Infra Income Fund - Hedged - CI A		\$135.43	\$8,790.49
11/01/2023	Distribution - Managed Account - SGH ICE		\$48.74	\$8,839.23
11/01/2023	Asset Purchase - Managed Account - Pental Focus Australian Share Fund	129.77	-\$299.01	\$8,540.22
18/01/2023	Distribution - Managed Account - iShares Core S&P/ASX 200 ETF		\$200.53	\$8,740.75
18/01/2023	Distribution - Managed Account - iShares Enhanced Cash ETF		\$6.54	\$8,747.29
18/01/2023	Distribution - Managed Account - iShares Core MSCI World Ex Aus ESG Leaders ETF		\$94.57	\$8,841.86
31/01/2023	Administration Fees		-\$72.51	\$8,769.35
31/01/2023	Investment Management Fee - Sentinel Active Beta Plus - High Growth Model		-\$41.36	\$8,727.99
31/01/2023	Cash Account Interest - Cash Account		\$6.66	\$8,734.65
31/01/2023	Cash Account Interest - Managed Account - Managed Account		\$11.15	\$8,745.80
01/02/2023	Fund Manager Fee Rebate - Managed Account		\$0.77	\$8,746.57
02/02/2023	Fund Manager Fee Rebate - Managed Account		\$0.64	\$8,747.21
06/02/2023	Asset Sale - Managed Account - iShares Core S&P/ASX 200 ETF	-22.00	\$666.41	\$9,413.62
06/02/2023	Asset Purchase - Managed Account - iShares Core MSCI World Ex Aus ESG Leaders ETF	9.00	-\$364.68	\$9,048.94
07/02/2023	Asset Sale - Managed Account - Dimensional Global Core Equity Tr - AUD Hedged	-23.04	\$633.54	\$9,682.48
07/02/2023	Asset Sale - Managed Account - abrdn Gbl Absolute Return Strategies Fund - CI A	-13,563.74	\$16,697.55	\$26,380.03
07/02/2023	Asset Purchase - Managed Account - Ardea Real Outcome Fund	1,647.27	-\$1,407.26	\$24,972.77
07/02/2023	Asset Purchase - Managed Account - Investors Mutual Concentrated Aust Share Fund	253.33	-\$517.85	\$24,454.92
07/02/2023	Asset Purchase - Managed Account - Schroder Global Value Fund	481.53	-\$541.34	\$23,913.58
07/02/2023	Asset Purchase - Managed Account - ClearBridge RARE Infra Income Fund - Hedged - CI A	333.58	-\$472.91	\$23,440.67
08/02/2023	Asset Purchase - Managed Account - Ardea Real Outcome Fund	772.19	-\$657.67	\$22,783.00
08/02/2023	MA Transaction Fee - iShares Core S&P/ASX 200 ETF		-\$1.00	\$22,782.00
08/02/2023	MA Transaction Fee - iShares Core MSCI World Ex Aus ESG Leaders		-\$0.55	\$22,781.45

Date	Transaction Description	Units	Amount	Balance
	ETF			
09/02/2023	Fund Manager Fee Rebate - Managed Account		\$0.57	\$22,782.02
13/02/2023	Asset Purchase - Managed Account - Ardea Real Outcome Fund	749.38	-\$642.44	\$22,139.58
15/02/2023	Fund Manager Fee Rebate - Managed Account		\$1.26	\$22,140.84
17/02/2023	Asset Purchase - Managed Account - Ardea Real Outcome Fund	17,013.02	-\$14,660.12	\$7,480.72
20/02/2023	Distribution - Managed Account - iShares Enhanced Cash ETF		\$6.77	\$7,487.49
28/02/2023	Administration Fees		-\$66.60	\$7,420.89
28/02/2023	Investment Management Fee - Sentinel Active Beta Plus - High Growth Model		-\$37.98	\$7,382.91
28/02/2023	Cash Account Interest - Cash Account		\$6.34	\$7,389.25
28/02/2023	Cash Account Interest - Managed Account - Managed Account		\$18.71	\$7,407.96
06/03/2023	Asset Purchase - Managed Account - iShares Core S&P/ASX 200 ETF	19.00	-\$563.16	\$6,844.80
06/03/2023	Asset Sale - Managed Account - iShares Core MSCI World Ex Aus ESG Leaders ETF	-121.00	\$4,963.96	\$11,808.76
07/03/2023	Asset Sale - Managed Account - Dimensional Global Core Equity Tr - AUD Hedged	-117.99	\$3,160.68	\$14,969.44
07/03/2023	Asset Sale - Managed Account - Fidelity Asia Fund	-17.36	\$435.09	\$15,404.53
07/03/2023	Asset Sale - Managed Account - Ardea Real Outcome Fund	-479.93	\$414.56	\$15,819.09
07/03/2023	Asset Purchase - Managed Account - Antares Elite Opportunities Fund	175.69	-\$236.46	\$15,582.63
07/03/2023	Asset Purchase - Managed Account - Pandal Focus Australian Share Fund	156.12	-\$373.77	\$15,208.86
07/03/2023	Asset Sale - Managed Account - Schroder Global Value Fund	-924.94	\$1,065.99	\$16,274.85
07/03/2023	Asset Purchase - Managed Account - ClearBridge RARE Infra Income Fund - Hedged - CI A	267.76	-\$367.18	\$15,907.67
08/03/2023	Asset Purchase - Managed Account - Dimensional 5 Yr Diversif Fixed Int Trust - AUD CI	573.35	-\$5,466.04	\$10,441.63
08/03/2023	MA Transaction Fee - iShares Core S&P/ASX 200 ETF		-\$0.84	\$10,440.79
08/03/2023	MA Transaction Fee - iShares Core MSCI World Ex Aus ESG Leaders ETF		-\$7.45	\$10,433.34
13/03/2023	Asset Purchase - Managed Account - Dimensional 5 Yr Diversif Fixed Int Trust - AUD CI	259.87	-\$2,492.86	\$7,940.48
16/03/2023	Fund Manager Fee Rebate - Managed Account		\$0.36	\$7,940.84
17/03/2023	Asset Purchase - Managed Account - iShares Core S&P/ASX 200 ETF	9.00	-\$255.42	\$7,685.42
17/03/2023	Asset Sale - Managed Account - iShares Core MSCI World Ex Aus ESG Leaders ETF	-7.00	\$284.38	\$7,969.80
20/03/2023	Asset Purchase - Managed Account - Dimensional 2 Yr Sustainabilit Fix Int Trust - AUD	172.07	-\$1,697.09	\$6,272.71
20/03/2023	Asset Purchase - Managed Account - Dimensional Global Core	10.31	-\$265.81	\$6,006.90



Date	Transaction Description	Units	Amount	Balance
	Equity Tr - AUD Hedged			
20/03/2023	Asset Sale - Managed Account - SGH ICE	-6,252.19	\$10,721.88	\$16,728.78
20/03/2023	Asset Sale - Managed Account - Ardea Real Outcome Fund	-901.97	\$807.62	\$17,536.40
20/03/2023	Distribution - Managed Account - iShares Enhanced Cash ETF		\$6.43	\$17,542.83
20/03/2023	Asset Sale - Managed Account - Antares Elite Opportunities Fund	-4,187.30	\$5,335.45	\$22,878.28
20/03/2023	Asset Sale - Managed Account - Pental Focus Australian Share Fund	-2,307.25	\$5,207.70	\$28,085.98
20/03/2023	Asset Purchase - Managed Account - Schroder Global Value Fund	368.72	-\$399.77	\$27,686.21
20/03/2023	Asset Sale - Managed Account - ClearBridge RARE Infra Income Fund - Hedged - CI A	-199.10	\$272.59	\$27,958.80
21/03/2023	Asset Purchase - Managed Account - Dimensional 2 Yr Sustainabilit Fix Int Trust - AUD	29.56	-\$291.34	\$27,667.46
21/03/2023	MA Transaction Fee - iShares Core S&P/ASX 200 ETF		-\$0.38	\$27,667.08
21/03/2023	MA Transaction Fee - iShares Core MSCI World Ex Aus ESG Leaders ETF		-\$0.43	\$27,666.65
24/03/2023	Asset Purchase - Managed Account - Dimensional 2 Yr Sustainabilit Fix Int Trust - AUD	23.39	-\$230.88	\$27,435.77
24/03/2023	Asset Purchase - Managed Account - Dimensional 5 Yr Diversif Fixed Int Trust - AUD CI	910.46	-\$8,779.96	\$18,655.81
24/03/2023	Asset Purchase - Managed Account - Investors Mutual Concentrated Aust Share Fund	899.95	-\$1,799.73	\$16,856.08
27/03/2023	Asset Purchase - Managed Account - Investors Mutual Concentrated Aust Share Fund	4,651.85	-\$9,362.31	\$7,493.77
31/03/2023	Administration Fees		-\$72.74	\$7,421.03
31/03/2023	Investment Management Fee - Sentinel Active Beta Plus - High Growth Model		-\$41.46	\$7,379.57
31/03/2023	Cash Account Interest - Cash Account		\$7.48	\$7,387.05
31/03/2023	Cash Account Interest - Managed Account - Managed Account		\$16.20	\$7,403.25
04/04/2023	Distribution - Managed Account - Colchester Global Government Bond Fund - Class I		\$41.60	\$7,444.85
06/04/2023	Distribution - Managed Account - Dimensional 2 Yr Sustainabilit Fix Int Trust - AUD		\$62.08	\$7,506.93
06/04/2023	Distribution - Managed Account - Dimensional 5 Yr Diversif Fixed Int Trust - AUD CI		\$113.21	\$7,620.14
06/04/2023	Distribution - Managed Account - Antares Elite Opportunities Fund		\$45.23	\$7,665.37
11/04/2023	Distribution - Managed Account - ClearBridge RARE Infra Income Fund - Hedged - CI A		\$40.70	\$7,706.07
12/04/2023	Distribution - Managed Account - Ardea Real Outcome Fund		\$48.06	\$7,754.13
20/04/2023	Distribution - Managed Account - iShares Core S&P/ASX 200 ETF		\$399.50	\$8,153.63
20/04/2023	Distribution - Managed Account - iShares Enhanced Cash ETF		\$5.79	\$8,159.42

NET_NW_COMMS_PRD_Batch_Ag4B309CA9844_000001/000489/000005

Date	Transaction Description	Units	Amount	Balance
30/04/2023	Administration Fees		-\$71.56	\$8,087.86
30/04/2023	Investment Management Fee - Sentinel Active Beta Plus - High Growth Model		-\$40.71	\$8,047.15
30/04/2023	Cash Account Interest - Cash Account		\$7.31	\$8,054.46
30/04/2023	Cash Account Interest - Managed Account - Managed Account		\$11.67	\$8,066.13
11/05/2023	Fund Manager Fee Rebate - Managed Account		\$5.19	\$8,071.32
17/05/2023	Fund Manager Fee Rebate - Managed Account		\$5.15	\$8,076.47
17/05/2023	Fund Manager Fee Rebate - Managed Account		\$5.92	\$8,082.39
17/05/2023	Distribution - Managed Account - iShares Enhanced Cash ETF		\$6.64	\$8,089.03
24/05/2023	Fund Manager Fee Rebate - Managed Account		\$8.34	\$8,097.37
25/05/2023	Fund Manager Fee Rebate - Managed Account		\$6.46	\$8,103.83
31/05/2023	Administration Fees		-\$73.85	\$8,029.98
31/05/2023	Investment Management Fee - Sentinel Active Beta Plus - High Growth Model		-\$42.08	\$7,987.90
31/05/2023	Cash Account Interest - Cash Account		\$7.89	\$7,995.79
31/05/2023	Cash Account Interest - Managed Account - Managed Account		\$13.70	\$8,009.49
15/06/2023	Fund Manager Fee Rebate - Managed Account		\$3.62	\$8,013.11
16/06/2023	Distribution - Managed Account - iShares Enhanced Cash ETF		\$7.43	\$8,020.54
30/06/2023	Administration Fees		-\$71.76	\$7,948.78
30/06/2023	Investment Management Fee - Sentinel Active Beta Plus - High Growth Model		-\$40.96	\$7,907.82
30/06/2023	Cash Account Interest - Cash Account		\$8.03	\$7,915.85
30/06/2023	Cash Account Interest - Managed Account - Managed Account		\$14.26	\$7,930.11
Cash at end of period				\$7,930.11

The cash transaction listing above includes all cash transactions for the period, including cash transactions relating to your Managed Account. Separate cash transaction listings (for Managed Account and non-Managed Account transactions) can be viewed through your online account.



Disclaimer

Whilst reasonable care has been taken in preparation of this statement using sources believed to be reliable and accurate, to the maximum extent permitted by law, Netwealth Investments Limited and its related parties, employees and directors are not responsible for, and will not accept liability in connection with, any loss or damage suffered by any person arising from reliance on this information. Where this report contains any taxation related information, that information is based on present taxation laws which are subject to change. Netwealth is not a registered tax (financial) adviser under the Tax Agent Services Act 2009 and if you intend to rely on the information to satisfy liabilities or obligations or claim entitlements that arise, or could arise, under a taxation law, you should request advice from a registered tax agent or a registered tax (financial) adviser.

Unit Pricing

Netwealth Global Specialist Series Funds:

The prices displayed are the ex-distribution* prices as at the end of the reporting period as calculated by Netwealth.

Managed Funds:

The prices displayed have been sourced from Morningstar Research Pty Ltd (ABN 83 062 096 342) or directly from fund managers. The prices displayed are the latest unit prices available as at the end of the reporting period. Where a managed fund has distributed income, the prices displayed are ex-distribution.

ASX Listed Securities:

The prices displayed are the closing prices from the last trading day as at the end of the reporting period.

International Securities:

The prices displayed are the Australian dollar value of the closing prices from the last day of trading as at the end of the reporting period. The prices have been sourced from Refinitiv.

Please Note

Please consult your financial adviser if you require further clarification. This report should not be used for tax purposes.

* Where managed funds paid distributions to investors for the period ending 30 June 2023, the ex-distribution prices have been used to value those managed funds in your Investment Account Statement. The ex-distribution prices reflect the value of your managed fund holdings excluding the amount of distributions you received. Your entitlement to any distribution amounts for the period ending 30 June 2023 are displayed as 'income receivable' in your Investment Account Statement.

Independent Reasonable Assurance Report to the Board of Directors of Netwealth Investments Limited

We have undertaken a reasonable assurance engagement relating to the internal controls and other relevant accounting procedures of Netwealth Investments Limited (“the Operator” and “the Custodian”), including those over any other relevant person acting on behalf of the Operator, relating to the preparation of annual investor statements given to the clients of Netwealth Wrap Service (the “Service”) for the year ended 30 June 2023. These internal controls and accounting procedures are hereafter referred to as the “internal controls”.

The Directors’ Responsibility for the Internal Controls

The directors of the Operator are responsible for establishing and maintaining an effective internal control structure including the internal controls in relation to the preparation of the annual investor statements of the clients, which comprise, for each client, a statement of the quantity and value of assets and liabilities held through the Service as at 30 June 2023 and the corresponding revenue and expenses of the client for the year ended on that date to ensure that it operates in accordance with the Australian Securities & Investments Commission Class Order 13/763 “Investor directed portfolio services” (as amended) (the “Class Order”).

Assurance Practitioner’s Independence and Quality Control

We have complied with the independence and other relevant ethical requirements relating to assurance engagements, which are founded on fundamental principles of integrity, objectivity, professional competence and due care, confidentiality and professional behaviour.

The firm applies Auditing Standard ASQC 1 *Quality Control for Firms that Perform Audits and Reviews of Financial Reports and Other Financial Information, Other Assurance Engagements and Related Services Engagements*, and accordingly maintains a comprehensive system of quality control including documented policies and procedures regarding compliance with ethical requirements, professional standards and applicable legal and regulatory requirements.

Assurance Practitioner’s Responsibility

Our responsibility is to express a reasonable assurance conclusion on the internal controls based on the procedures we have performed and the evidence we have obtained. We conducted our reasonable assurance engagement in accordance with Australian Standard on Assurance Engagements ASAE 3000 *Assurance Engagements Other than Audits or Reviews of Historical Financial Information*, issued by the Australian Auditing and Assurance Standards Board in order to express a conclusion whether, in all material respects:

- the Operator maintained internal controls, including those of any other relevant person acting on behalf of the Operator, in relation to the preparation of annual investor statements that were suitably designed and operated effectively to ensure that the annual investor statements for the year ended 30 June 2023 are or have been given to clients without material misstatements; and
- the aggregates of assets (other than assets held by a client), liabilities, revenue and expenses shown in the clients’ annual investor statements for the year ended 30 June 2023 have been properly reconciled by the Operator to the corresponding amounts shown in custody reports which have been independently audited as at 30 June 2023.

That standard requires that we plan and perform this engagement to obtain reasonable assurance about whether, in all material respects, the internal controls are suitably designed and operated effectively throughout the period.

A reasonable assurance engagement in accordance with ASAE 3000 involves performing procedures to obtain evidence about the internal controls. The nature, timing and extent of procedures selected depend on the assurance practitioner's professional judgement, including the assessment of the risks that the internal controls are not suitably designed or did not operate effectively throughout the period. Our procedures included such tests and procedures as we considered necessary in the circumstances to obtain evidence about the design and operation of internal controls as they relate to the preparation of the annual investor statements. These procedures also included testing that the aggregates of assets (other than assets held by a client), liabilities, revenue and expenses shown collectively in the annual investor statements were properly reconciled.

We believe that the evidence we have obtained is sufficient and appropriate to provide a basis for our conclusion.

Inherent limitations

Because of the inherent limitations in any internal control structure, it is possible that fraud, error or non-compliance may occur and not be detected. A reasonable assurance engagement is not designed to detect all weaknesses in control procedures as it is not performed continuously throughout the period and the tests performed are on a sample basis. Any projection of the evaluation of control procedures to future periods is subject to the risk that the procedures may become inadequate because of changes in conditions, or that the degree of compliance with them may deteriorate.

Conclusion

In our opinion, in all material respects:

- the Operator maintained internal controls, including those of any other relevant person acting on behalf of the Operator, in relation to the preparation of annual investor statements, that were suitably designed and operated effectively to ensure that the annual investor statements for the year ended 30 June 2023 are or have been given to clients of the Service without material misstatements; and
- the aggregates of assets (other than assets held by a client), liabilities, revenue and expenses shown in the clients' annual investor statements for the year ended 30 June 2023 have been properly reconciled by the Operator to the corresponding amounts shown in custody reports which have been independently audited as at 30 June 2023.

Basis of Preparation

Without modifying our conclusion, we draw attention to the "Directors' Responsibility for the Internal Controls" paragraph above which states that the Operator is responsible for ensuring it operates the Service in accordance with the Class Order. This report has been prepared to assist Netwealth Investments Limited in meeting their obligations under the Class Order. As a result, this report may not be suitable for another purpose.



DELOITTE TOUCHE TOHMATSU



Fiona O'Keefe
Partner
Chartered Accountants

Melbourne, 20 September 2023

Independent Auditor's Review Report to the Board of Directors of Netwealth Investments Limited

We have reviewed the annual investor statements provided to the clients of Netwealth Wrap Service (the "Service") prepared by Netwealth Investments Limited (the "Operator"), which comprise a statement of the quantity and value of assets and liabilities held through the Service by the clients as at 30 June 2023 and the corresponding revenue and expenses of the clients for the year ended on that date.

The Directors' Responsibility for the Annual Investor Statements

The directors of the Operator are responsible for the preparation and fair presentation of the annual investor statements of the clients in accordance with the Australian Securities & Investments Commission Class Order 13/763 "Investor directed portfolio services" (as amended) (the "Class Order"). The directors' responsibility also includes establishing and maintaining such internal controls as the directors determine is necessary for the preparation and fair presentation of the annual investor statements that are free from material misstatement, whether due to fraud or error.

Auditor's Responsibility

Our responsibility is to express a conclusion on the annual investor statements based on our review. We have conducted our review in accordance with Australian Standard on Review Engagements ASRE 2405 *Review of Historical Financial Information Other than a Financial Report* in order to state whether, on the basis of the procedures described, anything has come to our attention that causes us to believe that the annual investor statement, which has been provided to any client, is materially misstated. This Standard also requires us to comply with the relevant ethical requirements.

A review in accordance with ASRE 2405 is a limited assurance engagement. The auditor performs procedures, primarily consisting of making enquiries of persons responsible for financial and accounting matters and applying analytical procedures and evaluates the evidence obtained.

The procedures performed in a review are substantially less than those performed in an audit conducted in accordance with Australian Auditing Standards and consequently does not enable us to obtain assurance that we would become aware of all significant matters that might be identified in an audit. We have not performed an audit or review of any individual annual investor statement and, accordingly, we do not express an opinion or conclusion on any individual annual investor statement.

We have also performed an independent audit of internal controls and other relevant accounting procedures of the Operator and have issued a separate unmodified audit opinion on whether the internal controls implemented by the Operator were suitably designed and operated effectively in all material respects to ensure that there are no material misstatements in the clients' annual investor statements for the year ended 30 June 2023.

Auditor's Independence Declaration

In conducting our review, we have complied with the independence requirements of the Australian professional accounting bodies.



Conclusion

Based on our review, which is not an audit, nothing has come to our attention that causes us to believe that any annual investor statement for the year ended on 30 June 2023, provided to any client of the Service, is materially misstated.

Basis of Preparation

Without modifying our conclusion, we draw attention to the “Directors’ Responsibility for the Annual Investor Statements” paragraph above which states the Operator is responsible for ensuring it operates the Service in accordance with the Class Order. This report has been prepared to assist Netwealth Investments Limited in meeting their obligations under the Class Order. As a result, this report may not be suitable for another purpose.

DELOITTE TOUCHE TOHMATSU

Fiona O'Keefe
Partner
Chartered Accountants

Melbourne, 20 September 2023

Wrap Tax Statement

Financial Year ended 30/06/2023

Account details

Client number	307294
Product	Wealth Accelerator Plus
Account number	WRAP077596
Account name	Walls Family Super Fund
Address	PO BOX 672 Kallangur QLD 4503
Entity type	Self-Managed Superannuation Fund



Netwealth have the ability to produce your Wrap Tax Statement in a format relevant for an Individual, a Self-Managed Superannuation Fund, Trust or a Company.

If you would like to change your entity type **please contact Netwealth.**

Table of contents

Summary of taxable income

Summary of capital gains

Supporting schedules	Schedule 1 - Interest
	Schedule 2 - Distributions and dividends
	Schedule 3 - Capital gains distributions from a trust
	Schedule 4 - Foreign source income
	Schedule 5 - Deductions and expenses
	Schedule 6 - Realised gains/losses
	Schedule 7 - Unrealised gains/losses

Portfolio valuation



Please read the "**Netwealth Wrap Service Tax Statement Guide**" where the information contained in this statement is further explained. The Guide can be found online at Forms & Research>Forms & Disclosure Documents>Wealth Accelerator.

This statement was produced on 28/09/2023

Contact details

Netwealth Investments Limited

PO Box 336
South Melbourne VIC 3205

Netwealth details

Freecall 1800 888 223 (within Australia)
Email contact@netwealth.com.au

Adviser details

Licensee name Oreana Financial
Adviser name Sinclair Financial Group - Norman Sinclair
Phone number (07) 3117 0607

Wrap Tax Statement

Financial Year ended 30/06/2023



Summary of taxable income

	Schedule	Section	Amount \$	Total \$	Tax return reference
Interest					
Interest	1		444.59	444.59	11C
TFN amounts withheld from interest	1		0.00 ^a		
Dividends					
Unfranked	2	2	0.00		11J
Franked	2	2	0.00	0.00	11K
Franking credit	2	2	0.00 ^b	0.00	11L
TFN amounts withheld from dividends	2	2	0.00 ^a		
Trust income (non-primary production)					
Franked (including franking credits)	2	1	2,515.38 ^c		
Other Australian income	2	1	410.87 ^c	2,926.25 ^c	11M
Franking credits	2	1	851.88 ^b		
Exploration credits	2	1	0.00	0.00	13E4
ESVC Ltd Partnership Offset	2	1	0.00		D1
ESI Current Yr Tax Offset	2	1	0.00		D3
TFN amounts withheld from distributions	2	1	0.00 ^a		
Foreign source income					
Foreign source income (including foreign tax offsets)	4		1,452.56	1,452.56	11D & 11D1
Foreign tax offsets	4		198.38	198.38	13C1
Australian franking credits from New Zealand company	4		0.00	0.00	11E
TFN amounts withheld from foreign source dividends	4		0.00 ^a		
Other income and deductions					
Deductible expenses	5		757.20 ^d		
Disposal of traditional securities and foreign currencies - Losses	6	1	0.00 ^d	757.20 ^d	12L
Disposal of traditional securities and foreign currencies - Gains	6	1	0.00 ^e		
Other Income	2	3	38.28 ^e	38.28 ^e	11S
Total franking credits				851.88 ^b	13E1
Total TFN amounts withheld				0.00 ^a	13H3

Wrap Tax Statement

Financial Year ended 30/06/2023



Summary of taxable income

Schedule Section

Amount \$

Total \$

Tax return reference

a b c d e f indicates amounts are totalled and applied to the corresponding tax return reference.

Wrap Tax Statement

Financial Year ended 30/06/2023

Summary of capital gains

	Schedule	Section	Non-discounted gains \$	Discounted gains \$	Total \$	Tax return reference
Realised capital gains						
Capital gains on sales	6	2	544.51	0.00		
Capital gains without sale	6	4	0.00	0.00		
			544.51	0.00		
Distributions						
TARP^ capital gains	3		0.00	5.33		
NTARP* capital gains	3		656.01	688.33		
Foreign capital gains	3		0.00	0.00		
Gross up amount			0.00	693.66		
			656.01	1,387.32		
Total capital gains			1,200.52	1,387.32	2,587.84	
Capital losses applied			(996.01)	0.00	(996.01)	
Discount applied			0.00	(462.44)	(462.44)	
Net capital gains					1,129.39	11A
Total capital losses	6	2			996.01	
Capital losses applied			(996.01)	0.00	(996.01)	
Unused capital losses					0.00	14V

^TARP - refers to taxable Australian real property.

*NTARP - refers to non-taxable Australian real property.

The information above relates to both:

- Distributed capital gains paid to you as income, as detailed in schedule 3 of this statement, and
- Realised capital gains and losses triggered by assets you sold, as detailed in schedule 6 of this statement.

Netwealth provides this data to the ATO to be used to pre-fill your annual tax information. Please check ATO data carefully and update it if there are discrepancies between the above and pre-filled data.

Wrap Tax Statement

Financial Year ended 30/06/2023



Schedule 1 - Interest

Asset	Effective date	Interest \$	No TFN withholding tax \$	Non-resident withholding tax \$	Net amount received \$
Netwealth Cash Account					
Cash Account	31/12/2022	315.19	0.00	0.00	315.19
Cash Account	31/01/2023	17.81	0.00	0.00	17.81
Cash Account	28/02/2023	25.05	0.00	0.00	25.05
Cash Account	31/03/2023	23.68	0.00	0.00	23.68
Cash Account	30/04/2023	18.98	0.00	0.00	18.98
Cash Account	31/05/2023	21.59	0.00	0.00	21.59
Cash Account	30/06/2023	22.29	0.00	0.00	22.29
Subtotal		444.59	0.00	0.00	444.59
Total interest		444.59	0.00	0.00	444.59

Wrap Tax Statement

Financial Year ended 30/06/2023



Schedule 2 - Distributions and dividends

Asset code	Record date	Receipt date	Franked \$	Unfranked / other \$	Non assessable \$	Cost base reductions \$	Capital gains \$	Foreign income \$	Total \$	Franking credits \$	AMIT cost base decrease/ (increase) \$	Tax Offsets and Credits \$	No TFN withholding tax \$	Non-resident withholding tax \$
Section 1 - Managed Fund and Trust Distributions														
Antares Elite Opportunities Fund														
PPL0115AU	30/12/2022	06/01/2023	0.00	97.42	0.00	0.00	0.00	0.00	97.42	0.00	0.00	0.00	0.00	0.00
PPL0115AU	31/03/2023	06/04/2023	0.00	45.23	0.00	0.00	0.00	0.00	45.23	0.00	0.00	0.00	0.00	0.00
PPL0115AU	30/06/2023	10/07/2023	0.00	367.33	0.00	0.00	0.00	0.00	367.33	0.00	0.00	0.00	0.00	0.00
PPL0115AU	30/06/2023	30/06/2023	203.34	(479.07)	5.66	0.00	267.46	2.61	0.00	106.65	5.66	0.00	0.00	0.00
Subtotal			203.34	30.91	5.66	0.00	267.46	2.61	509.98	106.65	5.66	0.00	0.00	0.00
Ardea Real Outcome Fund														
HOW0098AU	31/03/2023	12/04/2023	0.00	48.06	0.00	0.00	0.00	0.00	48.06	0.00	0.00	0.00	0.00	0.00
HOW0098AU	30/06/2023	30/06/2023	0.00	(48.06)	48.06	0.00	0.00	0.00	0.00	0.00	48.06	0.00	0.00	0.00
Subtotal			0.00	0.00	48.06	0.00	0.00	0.00	48.06	0.00	48.06	0.00	0.00	0.00
ClearBridge RARE Infra Income Fund - Hedged - CI A														
TGP0016AU	30/12/2022	06/01/2023	0.00	135.43	0.00	0.00	0.00	0.00	135.43	0.00	0.00	0.00	0.00	0.00
TGP0016AU	31/03/2023	11/04/2023	0.00	40.70	0.00	0.00	0.00	0.00	40.70	0.00	0.00	0.00	0.00	0.00
TGP0016AU	30/06/2023	17/07/2023	0.00	168.96	0.00	0.00	0.00	0.00	168.96	0.00	0.00	0.00	0.00	0.00
TGP0016AU	30/06/2023	30/06/2023	0.00	(344.64)	18.10	0.00	209.90	116.64	0.00	1.59	18.10	0.00	0.00	0.00
Subtotal			0.00	0.45	18.10	0.00	209.90	116.64	345.09	1.59	18.10	0.00	0.00	0.00
Colchester Global Government Bond Fund - Class I														
ETL5525AU	30/12/2022	04/01/2023	0.00	41.84	0.00	0.00	0.00	0.00	41.84	0.00	0.00	0.00	0.00	0.00
ETL5525AU	31/03/2023	04/04/2023	0.00	41.60	0.00	0.00	0.00	0.00	41.60	0.00	0.00	0.00	0.00	0.00
ETL5525AU	30/06/2023	18/07/2023	0.00	41.69	0.00	0.00	0.00	0.00	41.69	0.00	0.00	0.00	0.00	0.00
ETL5525AU	30/06/2023	30/06/2023	0.00	(125.13)	125.13	0.00	0.00	0.00	0.00	0.00	125.13	0.00	0.00	0.00
Subtotal			0.00	0.00	125.13	0.00	0.00	0.00	125.13	0.00	125.13	0.00	0.00	0.00
Dimensional 2 Yr Sustainabilty Fix Int Trust - AUD														
DFA0002AU	31/12/2022	06/01/2023	0.00	37.24	0.00	0.00	0.00	0.00	37.24	0.00	0.00	0.00	0.00	0.00
DFA0002AU	31/03/2023	06/04/2023	0.00	62.08	0.00	0.00	0.00	0.00	62.08	0.00	0.00	0.00	0.00	0.00

Wrap Tax Statement

Financial Year ended 30/06/2023



Schedule 2 - Distributions and dividends

Asset code	Record date	Receipt date	Franked \$	Unfranked / other \$	Non assessable \$	Cost base reductions \$	Capital gains \$	Foreign income \$	Total \$	Franking credits \$	AMIT cost base decrease/ (increase) \$	Tax Offsets and Credits \$	No TFN withholding tax \$	Non-resident withholding tax \$
DFA0002AU	30/06/2023	07/07/2023	0.00	71.82	0.00	0.00	0.00	0.00	71.82	0.00	0.00	0.00	0.00	0.00
DFA0002AU	30/06/2023	30/06/2023	0.00	(171.13)	171.13	0.00	0.00	0.00	0.00	0.00	171.13	0.00	0.00	0.00
Subtotal			0.00	0.01	171.13	0.00	0.00	0.00	171.14	0.00	171.13	0.00	0.00	0.00
Dimensional 5 Yr Diversif Fixed Int Trust - AUD CI														
DFA0108AU	31/03/2023	06/04/2023	0.00	113.21	0.00	0.00	0.00	0.00	113.21	0.00	0.00	0.00	0.00	0.00
DFA0108AU	30/06/2023	07/07/2023	0.00	137.99	0.00	0.00	0.00	0.00	137.99	0.00	0.00	0.00	0.00	0.00
DFA0108AU	30/06/2023	30/06/2023	0.00	(251.11)	251.08	0.00	0.00	0.03	0.00	0.00	251.08	0.00	0.00	0.00
Subtotal			0.00	0.09	251.08	0.00	0.00	0.03	251.20	0.00	251.08	0.00	0.00	0.00
Fidelity Asia Fund														
FID0010AU	30/06/2023	18/07/2023	0.00	238.84	0.00	0.00	0.00	0.00	238.84	0.00	0.00	0.00	0.00	0.00
FID0010AU	30/06/2023	30/06/2023	0.00	(238.35)	0.00	0.00	0.00	238.35	0.00	0.00	0.00	0.00	0.00	0.00
Subtotal			0.00	0.49	0.00	0.00	0.00	238.35	238.84	0.00	0.00	0.00	0.00	0.00
Investors Mutual Concentrated Aust Share Fund														
IML0010AU	30/12/2022	06/01/2023	0.00	131.25	0.00	0.00	0.00	0.00	131.25	0.00	0.00	0.00	0.00	0.00
IML0010AU	30/06/2023	14/07/2023	0.00	269.58	0.00	0.00	0.00	0.00	269.58	0.00	0.00	0.00	0.00	0.00
IML0010AU	30/06/2023	30/06/2023	229.27	(311.63)	19.34	0.00	0.00	63.02	0.00	154.09	19.34	0.00	0.00	0.00
Subtotal			229.27	89.20	19.34	0.00	0.00	63.02	400.83	154.09	19.34	0.00	0.00	0.00
iShares Core MSCI World Ex Aus ESG Leaders ETF														
IWLD	05/01/2023	18/01/2023	0.00	94.57	0.00	0.00	0.00	0.00	94.57	0.00	0.00	0.00	0.00	0.00
IWLD	30/06/2023	13/07/2023	0.00	277.84	0.00	0.00	0.00	0.00	277.84	0.00	0.00	0.00	0.00	0.00
IWLD	30/06/2023	30/06/2023	0.00	(372.38)	0.00	0.00	176.50	195.88	0.00	0.00	0.00	0.00	0.00	0.00
Subtotal			0.00	0.03	0.00	0.00	176.50	195.88	372.41	0.00	0.00	0.00	0.00	0.00
iShares Core S&P/ASX 200 ETF														
IOZ	05/01/2023	18/01/2023	0.00	200.53	0.00	0.00	0.00	0.00	200.53	0.00	0.00	0.00	0.00	0.00
IOZ	05/04/2023	20/04/2023	0.00	399.50	0.00	0.00	0.00	0.00	399.50	0.00	0.00	0.00	0.00	0.00
IOZ	30/06/2023	13/07/2023	0.00	145.75	0.00	0.00	0.00	0.00	145.75	0.00	0.00	0.00	0.00	0.00

Wrap Tax Statement

Financial Year ended 30/06/2023



Schedule 2 - Distributions and dividends

Asset code	Record date	Receipt date	Franked \$	Unfranked / other \$	Non assessable \$	Cost base reductions \$	Capital gains \$	Foreign income \$	Total \$	Franking credits \$	AMIT cost base decrease/ (increase) \$	Tax Offsets and Credits \$	No TFN withholding tax \$	Non-resident withholding tax \$
IOZ	30/06/2023	30/06/2023	627.32	(656.97)	88.55	0.00	0.00	15.92	74.82	268.13	(74.82)	0.00	0.00	0.00
Subtotal			627.32	88.81	88.55	0.00	0.00	15.92	820.60	268.13	(74.82)	0.00	0.00	0.00
iShares Enhanced Cash ETF														
ISEC	05/01/2023	18/01/2023	0.00	6.54	0.00	0.00	0.00	0.00	6.54	0.00	0.00	0.00	0.00	0.00
ISEC	07/02/2023	20/02/2023	0.00	6.77	0.00	0.00	0.00	0.00	6.77	0.00	0.00	0.00	0.00	0.00
ISEC	07/03/2023	20/03/2023	0.00	6.43	0.00	0.00	0.00	0.00	6.43	0.00	0.00	0.00	0.00	0.00
ISEC	05/04/2023	20/04/2023	0.00	5.79	0.00	0.00	0.00	0.00	5.79	0.00	0.00	0.00	0.00	0.00
ISEC	05/05/2023	17/05/2023	0.00	6.64	0.00	0.00	0.00	0.00	6.64	0.00	0.00	0.00	0.00	0.00
ISEC	02/06/2023	16/06/2023	0.00	7.43	0.00	0.00	0.00	0.00	7.43	0.00	0.00	0.00	0.00	0.00
ISEC	30/06/2023	13/07/2023	0.00	6.28	0.00	0.00	0.00	0.00	6.28	0.00	0.00	0.00	0.00	0.00
ISEC	30/06/2023	30/06/2023	0.00	(3.77)	0.00	0.00	0.00	3.77	0.00	0.00	0.00	0.00	0.00	0.00
Subtotal			0.00	42.11	0.00	0.00	0.00	3.77	45.88	0.00	0.00	0.00	0.00	0.00
Pendal Focus Australian Share Fund														
RFA0059AU	31/12/2022	05/01/2023	0.00	425.05	0.00	0.00	0.00	0.00	425.05	0.00	0.00	0.00	0.00	0.00
RFA0059AU	30/06/2023	07/07/2023	0.00	884.38	0.00	0.00	0.00	0.00	884.38	0.00	0.00	0.00	0.00	0.00
RFA0059AU	30/06/2023	30/06/2023	573.82	(1,160.93)	17.61	0.00	561.04	8.46	0.00	302.13	17.61	0.00	0.00	0.00
Subtotal			573.82	148.50	17.61	0.00	561.04	8.46	1,309.43	302.13	17.61	0.00	0.00	0.00
Schroder Global Value Fund														
SCH0030AU	30/12/2022	06/01/2023	0.00	265.00	0.00	0.00	0.00	0.00	265.00	0.00	0.00	0.00	0.00	0.00
SCH0030AU	30/06/2023	07/07/2023	0.00	288.13	0.00	0.00	0.00	0.00	288.13	0.00	0.00	0.00	0.00	0.00
SCH0030AU	30/06/2023	30/06/2023	0.77	(552.44)	0.00	0.00	827.77	604.69	880.79	0.44	(880.79)	0.00	0.00	0.00
Subtotal			0.77	0.69	0.00	0.00	827.77	604.69	1,433.92 *	0.44	(880.79)	0.00	0.00	0.00
SGH ICE														
ETL0062AU	31/12/2022	11/01/2023	0.00	48.74	0.00	0.00	0.00	0.00	48.74	0.00	0.00	0.00	0.00	0.00
ETL0062AU	30/06/2023	30/06/2023	28.98	(39.16)	4.71	0.00	0.66	4.81	0.00	18.85	4.71	0.00	0.00	0.00
Subtotal			28.98	9.58	4.71	0.00	0.66	4.81	48.74	18.85	4.71	0.00	0.00	0.00

Wrap Tax Statement

Financial Year ended 30/06/2023



Schedule 2 - Distributions and dividends

Asset code	Record date	Receipt date	Franked \$	Unfranked / other \$	Non assessable \$	Cost base reductions \$	Capital gains \$	Foreign income \$	Total \$	Franking credits \$	AMIT cost base decrease/ (increase) \$	Tax Offsets and Credits \$	No TFN withholding tax \$	Non-resident withholding tax \$
Total managed fund and trust distributions			1,663.50	410.87	749.37	0.00	2,043.33	1,254.18	6,121.25	851.88	(294.79)	0.00	0.00	0.00

* The amount of attributable income declared by the Attribution Managed Investment Trust (AMIT) was greater than the amount received in cash for the financial year. Generally, there will be a corresponding upward AMIT adjustment which we apply through an end of year income adjustment.

Section 2 - Dividends

No transactions are recorded during this financial year period.

Section 3 - Investment Related Income

Fund Manager Fee Rebate

	01/02/2023	0.00	0.77	0.00	0.00	0.00	0.00	0.00	0.77	0.00	0.00	0.00	0.00	0.00
	02/02/2023	0.00	0.64	0.00	0.00	0.00	0.00	0.00	0.64	0.00	0.00	0.00	0.00	0.00
	09/02/2023	0.00	0.57	0.00	0.00	0.00	0.00	0.00	0.57	0.00	0.00	0.00	0.00	0.00
	15/02/2023	0.00	1.26	0.00	0.00	0.00	0.00	0.00	1.26	0.00	0.00	0.00	0.00	0.00
	16/03/2023	0.00	0.36	0.00	0.00	0.00	0.00	0.00	0.36	0.00	0.00	0.00	0.00	0.00
	11/05/2023	0.00	5.19	0.00	0.00	0.00	0.00	0.00	5.19	0.00	0.00	0.00	0.00	0.00
	17/05/2023	0.00	5.15	0.00	0.00	0.00	0.00	0.00	5.15	0.00	0.00	0.00	0.00	0.00
	17/05/2023	0.00	5.92	0.00	0.00	0.00	0.00	0.00	5.92	0.00	0.00	0.00	0.00	0.00
	24/05/2023	0.00	8.34	0.00	0.00	0.00	0.00	0.00	8.34	0.00	0.00	0.00	0.00	0.00
	25/05/2023	0.00	6.46	0.00	0.00	0.00	0.00	0.00	6.46	0.00	0.00	0.00	0.00	0.00
	15/06/2023	0.00	3.62	0.00	0.00	0.00	0.00	0.00	3.62	0.00	0.00	0.00	0.00	0.00
Subtotal		0.00	38.28	0.00	0.00	0.00	0.00	0.00	38.28	0.00	0.00	0.00	0.00	0.00

Total investment related income		0.00	38.28	0.00	0.00	0.00	0.00	0.00	38.28	0.00	0.00	0.00	0.00	0.00
----------------------------------------	--	-------------	--------------	-------------	-------------	-------------	-------------	-------------	--------------	-------------	-------------	-------------	-------------	-------------

Wrap Tax Statement

Financial Year ended 30/06/2023

Schedule 3 - Capital gains distributions from a trust

Asset	Record date	Receipt date	Discounted capital gains TARP \$	Discounted capital gains NTARP \$	Concessional capital gains \$	Other capital gains TARP \$	Other capital gains NTARP \$	Discounted foreign capital gains \$	Other foreign capital gains \$	Total \$
Antares Elite Opportunities Fund										
PPL0115AU	30/06/2023	30/06/2023	1.47	132.26	133.73	0.00	0.00	0.00	0.00	267.46
			1.47	132.26	133.73	0.00	0.00	0.00	0.00	267.46
ClearBridge RARE Infra Income Fund - Hedged - CI A										
TGP0016AU	30/06/2023	30/06/2023	0.00	104.91	104.91	0.00	0.08	0.00	0.00	209.90
			0.00	104.91	104.91	0.00	0.08	0.00	0.00	209.90
iShares Core MSCI World Ex Aus ESG Leaders ETF										
IWLD	30/06/2023	30/06/2023	0.00	88.25	88.25	0.00	0.00	0.00	0.00	176.50
			0.00	88.25	88.25	0.00	0.00	0.00	0.00	176.50
Pendal Focus Australian Share Fund										
RFA0059AU	30/06/2023	30/06/2023	3.53	276.99	280.52	0.00	0.00	0.00	0.00	561.04
			3.53	276.99	280.52	0.00	0.00	0.00	0.00	561.04
Schroder Global Value Fund										
SCH0030AU	30/06/2023	30/06/2023	0.00	85.92	85.92	0.00	655.93	0.00	0.00	827.77
			0.00	85.92	85.92	0.00	655.93	0.00	0.00	827.77
SGH ICE										
ETL0062AU	30/06/2023	30/06/2023	0.33	0.00	0.33	0.00	0.00	0.00	0.00	0.66
			0.33	0.00	0.33	0.00	0.00	0.00	0.00	0.66
Total capital gains distributions from a trust			5.33	688.33	693.66	0.00	656.01	0.00	0.00	2,043.33

Wrap Tax Statement

Financial Year ended 30/06/2023



Schedule 4 - Foreign source income

Asset	Record date	Receipt date	Foreign income \$	Foreign capital gains income \$	Foreign tax offset \$	Aust franking credits from NZ company \$	No TFN withholding tax \$	Non-resident withholding tax \$
Section 1 - Managed Fund and Trust Distributions								
Antares Elite Opportunities Fund								
PPL0115AU	30/06/2023	30/06/2023	2.61	0.00	0.64	0.00	0.00	0.00
Subtotal			2.61	0.00	0.64	0.00	0.00	0.00
ClearBridge RARE Infra Income Fund - Hedged - CIA								
TGP0016AU	30/06/2023	30/06/2023	116.64	0.00	39.98	0.00	0.00	0.00
Subtotal			116.64	0.00	39.98	0.00	0.00	0.00
Dimensional 5 Yr Diversif Fixed Int Trust - AUD CI								
DFA0108AU	30/06/2023	30/06/2023	0.03	0.00	0.00	0.00	0.00	0.00
Subtotal			0.03	0.00	0.00	0.00	0.00	0.00
Fidelity Asia Fund								
FID0010AU	30/06/2023	30/06/2023	238.35	0.00	37.94	0.00	0.00	0.00
Subtotal			238.35	0.00	37.94	0.00	0.00	0.00
Investors Mutual Concentrated Aust Share Fund								
IML0010AU	30/06/2023	30/06/2023	63.02	0.00	0.60	0.00	0.00	0.00
Subtotal			63.02	0.00	0.60	0.00	0.00	0.00
iShares Core MSCI World Ex Aus ESG Leaders ETF								
IWLD	30/06/2023	30/06/2023	195.88	0.00	29.77	0.00	0.00	0.00
Subtotal			195.88	0.00	29.77	0.00	0.00	0.00
iShares Core S&P/ASX 200 ETF								
IOZ	30/06/2023	30/06/2023	15.92	0.00	0.92	0.00	0.00	0.00
Subtotal			15.92	0.00	0.92	0.00	0.00	0.00
iShares Enhanced Cash ETF								
ISEC	30/06/2023	30/06/2023	3.77	0.00	0.02	0.00	0.00	0.00
Subtotal			3.77	0.00	0.02	0.00	0.00	0.00

Wrap Tax Statement

Financial Year ended 30/06/2023



Schedule 4 - Foreign source income

Asset	Record date	Receipt date	Foreign income \$	Foreign capital gains income \$	Foreign tax offset \$	Aust franking credits from NZ company \$	No TFN withholding tax \$	Non-resident withholding tax \$
Pendal Focus Australian Share Fund								
RFA0059AU	30/06/2023	30/06/2023	8.46	0.00	0.00	0.00	0.00	0.00
Subtotal			8.46	0.00	0.00	0.00	0.00	0.00
Schroder Global Value Fund								
SCH0030AU	30/06/2023	30/06/2023	604.69	0.00	87.29	0.00	0.00	0.00
Subtotal			604.69	0.00	87.29	0.00	0.00	0.00
SGH ICE								
ETL0062AU	30/06/2023	30/06/2023	4.81	0.00	1.22	0.00	0.00	0.00
Subtotal			4.81	0.00	1.22	0.00	0.00	0.00
Total managed fund and trust distributions			1,254.18	0.00	198.38	0.00	0.00	0.00

Section 2 - Dividends

No transactions are recorded during this financial year period.

Summary of foreign source income

	Foreign income \$	Foreign tax offset \$	Gross foreign source income \$
Managed fund and trust distributions	1,254.18	198.38	1,452.56
Dividends	0.00	0.00	0.00
Total	1,254.18	198.38	1,452.56

There is a limit to the quantum of foreign income tax offsets that may be claimed, including instances where a foreign tax offset relates to a discounted capital gain. Please seek independent tax advice.

Wrap Tax Statement

Financial Year ended 30/06/2023



Schedule 5 - Deductions and expenses

Expense	Effective date	Deductible \$	Non-deductible \$	Total \$
Administration Fees				
Administration Fees	31/01/2023	72.51	0.00	72.51
Administration Fees	31/12/2022	69.19	0.00	69.19
Administration Fees	30/06/2023	71.76	0.00	71.76
Administration Fees	30/04/2023	71.56	0.00	71.56
Administration Fees	31/03/2023	72.74	0.00	72.74
Administration Fees	28/02/2023	66.60	0.00	66.60
Administration Fees	31/05/2023	73.85	0.00	73.85
Subtotal		498.21	0.00	498.21
Investment Management Fee				
Investment Management Fee	28/02/2023	37.98	0.00	37.98
Investment Management Fee	31/03/2023	41.46	0.00	41.46
Investment Management Fee	30/04/2023	40.71	0.00	40.71
Investment Management Fee	31/12/2022	14.44	0.00	14.44
Investment Management Fee	31/05/2023	42.08	0.00	42.08
Investment Management Fee	30/06/2023	40.96	0.00	40.96
Investment Management Fee	31/01/2023	41.36	0.00	41.36
Subtotal		258.99	0.00	258.99
Total deductions and expenses		757.20	0.00	757.20

The Netwealth Wrap Service is registered as a GST entity with the ATO. Accordingly, where fees are charged to your account (e.g. advice fee, administration fees, etc) Netwealth as operator of the Netwealth Wrap Service will claim a GST reduced input tax credit (RITC). This will effectively reduce the fee charged to your account by the amount of the RITC. Because of this you cannot claim any GST input tax credits or RITCs in respect of advice, administration or any other fees charged to your account in the Wrap service. This is irrespective of whether you are registered for GST in your own right.

Wrap Tax Statement

Financial Year ended 30/06/2023



Schedule 6 - Realised gains/losses

Asset	Units	Acquisition date	Disposal date	Cost base \$	Additional costs \$	Cost base reduction \$	AMIT cost base decrease/ (increase) \$	Adjusted cost \$	Indexed cost base \$	Proceeds \$	Capital gain/(loss) \$	Income / (deduction) \$	Method
Section 1 - Income gains/losses													
No transactions are recorded during this financial year period.													
Section 2 - Realised capital gains/losses													
abrdrn Gbl Absolute Return Strategies Fund - CIA													
ETL0130AU	13563.742522	23/12/2022	07/02/2023	17,130.41	0.00	0.00	0.00	17,130.41	0.00	16,697.55	(432.86)	0.00	Loss
Subtotal				17,130.41	0.00	0.00	0.00	17,130.41	0.00	16,697.55	(432.86)	0.00	
Antares Elite Opportunities Fund													
PPL0115AU	4011.609645	23/12/2022	20/03/2023	5,189.42	0.00	0.00	0.00	5,189.42	0.00	5,111.59	(77.83)	0.00	Loss
PPL0115AU	175.68913	07/03/2023	20/03/2023	236.46	0.00	0.00	0.00	236.46	0.00	223.86	(12.60)	0.00	Loss
Subtotal				5,425.88	0.00	0.00	0.00	5,425.88	0.00	5,335.45	(90.43)	0.00	
Ardea Real Outcome Fund													
HOW0098AU	479.925866	17/02/2023	07/03/2023	413.55	0.00	0.00	0.00	413.55	0.00	414.56	1.01	0.00	Non-Discount
HOW0098AU	901.965953	17/02/2023	20/03/2023	777.22	0.00	0.00	0.00	777.22	0.00	807.62	30.40	0.00	Non-Discount
Subtotal				1,190.77	0.00	0.00	0.00	1,190.77	0.00	1,222.18	31.41	0.00	
ClearBridge RARE Infra Income Fund - Hedged - CIA													
TGP0016AU	199.100351	23/12/2022	20/03/2023	283.18	0.00	0.00	0.00	283.18	0.00	272.59	(10.59)	0.00	Loss
Subtotal				283.18	0.00	0.00	0.00	283.18	0.00	272.59	(10.59)	0.00	
Dimensional Global Core Equity Tr - AUD Hedged													
DFA0009AU	23.035947	23/12/2022	07/02/2023	588.40	0.00	0.00	0.00	588.40	0.00	633.54	45.14	0.00	Non-Discount
DFA0009AU	117.98687	23/12/2022	07/03/2023	3,013.72	0.00	0.00	0.00	3,013.72	0.00	3,160.68	146.96	0.00	Non-Discount
Subtotal				3,602.12	0.00	0.00	0.00	3,602.12	0.00	3,794.22	192.10	0.00	
Fidelity Asia Fund													
FID0010AU	17.362751	23/12/2022	07/03/2023	407.98	0.00	0.00	0.00	407.98	0.00	435.09	27.11	0.00	Non-Discount
Subtotal				407.98	0.00	0.00	0.00	407.98	0.00	435.09	27.11	0.00	

Wrap Tax Statement

Financial Year ended 30/06/2023



Schedule 6 - Realised gains/losses

Asset	Units	Acquisition date	Disposal date	Cost base \$	Additional costs \$	Cost base reduction \$	AMIT cost base decrease/ (increase) \$	Adjusted cost \$	Indexed cost base \$	Proceeds \$	Capital gain/(loss) \$	Income / (deduction) \$	Method
iShares Core MSCI World Ex Aus ESG Leaders ETF													
IWLD	112	22/12/2022	06/03/2023	4,367.04	13.45	0.00	0.00	4,380.49	0.00	4,594.74	214.25	0.00	Non-Discount
IWLD	9	06/02/2023	06/03/2023	364.68	1.10	0.00	0.00	365.78	0.00	369.22	3.44	0.00	Non-Discount
IWLD	7	22/12/2022	17/03/2023	272.94	0.84	0.00	0.00	273.78	0.00	284.38	10.60	0.00	Non-Discount
Subtotal				5,004.66	15.39	0.00	0.00	5,020.05	0.00	5,248.34	228.29	0.00	
iShares Core S&P/ASX 200 ETF													
IOZ	22	22/12/2022	06/02/2023	635.85	1.95	0.00	0.00	637.80	0.00	666.41	28.61	0.00	Non-Discount
Subtotal				635.85	1.95	0.00	0.00	637.80	0.00	666.41	28.61	0.00	
Pendal Focus Australian Share Fund													
RFA0059AU	2151.132363	23/12/2022	20/03/2023	4,978.15	0.00	0.00	0.00	4,978.15	0.00	4,855.32	(122.83)	0.00	Loss
RFA0059AU	156.121298	07/03/2023	20/03/2023	373.77	0.00	0.00	0.00	373.77	0.00	352.38	(21.39)	0.00	Loss
Subtotal				5,351.92	0.00	0.00	0.00	5,351.92	0.00	5,207.70	(144.22)	0.00	
Schroder Global Value Fund													
SCH0030AU	443.406894	23/12/2022	07/03/2023	487.66	0.00	0.00	0.00	487.66	0.00	511.03	23.37	0.00	Non-Discount
SCH0030AU	481.533535	07/02/2023	07/03/2023	541.34	0.00	0.00	0.00	541.34	0.00	554.96	13.62	0.00	Non-Discount
Subtotal				1,029.00	0.00	0.00	0.00	1,029.00	0.00	1,065.99	36.99	0.00	
SGH ICE													
ETL0062AU	6252.193603	23/12/2022	20/03/2023	11,044.50	0.00	0.00	4.71	11,039.79	0.00	10,721.88	(317.91)	0.00	Loss
Subtotal				11,044.50	0.00	0.00	4.71	11,039.79	0.00	10,721.88	(317.91)	0.00	
Total realised capital gains/losses				51,106.27	17.34	0.00	4.71	51,118.90	0.00	50,667.40	(451.50)	0.00	

Section 3 - Non-assessable gains/losses

No transactions are recorded during this financial year period.

Section 4 - Capital gains events without a sale

Wrap Tax Statement

Financial Year ended 30/06/2023



Schedule 6 - Realised gains/losses

Asset	Units	Acquisition date	Disposal date	Cost base \$	Additional costs \$	Cost base reduction \$	AMIT cost base decrease/ (increase) \$	Adjusted cost \$	Indexed cost base \$	Proceeds \$	Capital gain/(loss) \$	Income / (deduction) \$	Method
-------	-------	------------------	---------------	--------------	---------------------	------------------------	----------------------------------------	------------------	----------------------	-------------	------------------------	-------------------------	--------

No transactions are recorded during this financial year period.

Summary of realised gains/losses

	Non-discounted gains \$	Discounted gains \$	Losses \$
Capital gains/(losses) on sales	544.51	0.00	(996.01)
Capital gains without a sale	0.00	0.00	0.00
Total capital gains/(losses)	544.51	0.00	(996.01)
Capital losses applied	(544.51)	0.00	544.51
Remaining capital gains	0.00	0.00	
Discount applied		0.00	
Net capital losses carried forward			451.50

Where investments have been transferred into your Wrap Service account, the accuracy of the realised gains/losses information above is reliant cost base information provided to Netwealth

Wrap Tax Statement

Financial Year ended 30/06/2023



Schedule 7 - Unrealised gains/losses

Asset	Units	Acquisition date	Cost base \$	Additional costs \$	Cost base reduction \$	AMIT cost base decrease/ (increase) \$	Adjusted cost \$	Market Value \$	Unrealised capital gain / (loss) \$	Income / (deduction) \$	Method
Section 1 - Unrealised income gains/losses											
No transactions are recorded during this financial year period.											
Section 2 - Unrealised capital gains/losses											
Antares Elite Opportunities Fund											
PPL0115AU	6110.360052	23/12/2022	7,904.36	0.00	0.00	5.66	7,898.70	7,749.77	(148.93)	0.00	Loss
Subtotal			7,904.36	0.00	0.00	5.66	7,898.70	7,749.77	(148.93)	0.00	
Ardea Real Outcome Fund											
HOW0098AU	1647.266768	07/02/2023	1,407.26	0.00	0.00	4.21	1,403.05	1,457.34	54.29	0.00	Non-Discount
HOW0098AU	772.185042	08/02/2023	657.67	0.00	0.00	1.97	655.70	683.15	27.45	0.00	Non-Discount
HOW0098AU	749.375948	13/02/2023	642.44	0.00	0.00	1.92	640.52	662.97	22.45	0.00	Non-Discount
HOW0098AU	15631.128954	17/02/2023	13,469.34	0.00	0.00	39.96	13,429.38	13,828.86	399.48	0.00	Non-Discount
Subtotal			16,176.71	0.00	0.00	48.06	16,128.65	16,632.32	503.67	0.00	
ClearBridge RARE Infra Income Fund - Hedged - CI A											
TGP0016AU	7539.913922	23/12/2022	10,724.02	0.00	0.00	16.76	10,707.26	10,341.75	(365.51)	0.00	Loss
TGP0016AU	333.57551	07/02/2023	472.91	0.00	0.00	0.74	472.17	457.53	(14.64)	0.00	Loss
TGP0016AU	267.760519	07/03/2023	367.18	0.00	0.00	0.60	366.58	367.26	0.68	0.00	Non-Discount
Subtotal			11,564.11	0.00	0.00	18.10	11,546.01	11,166.54	(379.47)	0.00	
Colchester Global Government Bond Fund - Class I											
ETL5525AU	6866.366663	23/12/2022	5,569.31	0.00	0.00	125.13	5,444.18	5,532.23	88.05	0.00	Non-Discount
Subtotal			5,569.31	0.00	0.00	125.13	5,444.18	5,532.23	88.05	0.00	
Dimensional 2 Yr Sustainabilit Fix Int Trust - AUD											
DFA0002AU	683.76824	23/12/2022	6,705.51	0.00	0.00	128.76	6,576.75	6,655.05	78.30	0.00	Non-Discount
DFA0002AU	172.066308	20/03/2023	1,697.09	0.00	0.00	32.40	1,664.69	1,674.70	10.01	0.00	Non-Discount
DFA0002AU	29.562959	21/03/2023	291.34	0.00	0.00	5.57	285.77	287.73	1.96	0.00	Non-Discount
DFA0002AU	23.389491	24/03/2023	230.88	0.00	0.00	4.40	226.48	227.65	1.17	0.00	Non-Discount

Wrap Tax Statement

Financial Year ended 30/06/2023



Schedule 7 - Unrealised gains/losses

Asset	Units	Acquisition date	Cost base \$	Additional costs \$	Cost base reduction \$	AMIT cost base decrease/ (increase) \$	Adjusted cost \$	Market Value \$	Unrealised capital gain / (loss) \$	Income / (deduction) \$	Method
Subtotal			8,924.82	0.00	0.00	171.13	8,753.69	8,845.13	91.44	0.00	
Dimensional 5 Yr Diversif Fixed Int Trust - AUD CI											
DFA0108AU	573.350816	08/03/2023	5,466.04	0.00	0.00	82.56	5,383.48	5,437.20	53.72	0.00	Non-Discout
DFA0108AU	259.870527	13/03/2023	2,492.86	0.00	0.00	37.42	2,455.44	2,464.40	8.96	0.00	Non-Discout
DFA0108AU	910.463115	24/03/2023	8,779.96	0.00	0.00	131.10	8,648.86	8,634.10	(14.76)	0.00	Loss
Subtotal			16,738.86	0.00	0.00	251.08	16,487.78	16,535.70	47.92	0.00	
Dimensional Global Core Equity Tr - AUD Hedged											
DFA0009AU	594.321390	23/12/2022	15,180.63	0.00	0.00	0.00	15,180.63	16,724.20	1,543.57	0.00	Non-Discout
DFA0009AU	10.307907	20/03/2023	265.81	0.00	0.00	0.00	265.81	290.06	24.25	0.00	Non-Discout
Subtotal			15,446.44	0.00	0.00	0.00	15,446.44	17,014.26	1,567.82	0.00	
Fidelity Asia Fund											
FID0010AU	642.538515	23/12/2022	15,098.05	0.00	0.00	0.00	15,098.05	15,554.06	456.01	0.00	Non-Discout
Subtotal			15,098.05	0.00	0.00	0.00	15,098.05	15,554.06	456.01	0.00	
Investors Mutual Concentrated Aust Share Fund											
IML0010AU	6562.64904	23/12/2022	13,154.83	0.00	0.00	10.26	13,144.57	13,361.55	216.98	0.00	Non-Discout
IML0010AU	253.326485	07/02/2023	517.85	0.00	0.00	0.40	517.45	515.77	(1.68)	0.00	Loss
IML0010AU	899.954995	24/03/2023	1,799.73	0.00	0.00	1.41	1,798.32	1,832.31	33.99	0.00	Non-Discout
IML0010AU	4651.848355	27/03/2023	9,362.31	0.00	0.00	7.27	9,355.04	9,471.16	116.12	0.00	Non-Discout
Subtotal			24,834.72	0.00	0.00	19.34	24,815.38	25,180.79	365.41	0.00	
iShares Core MSCI World Ex Aus ESG Leaders ETF											
IWLD	307	22/12/2022	11,970.36	17.96	0.00	0.00	11,988.32	14,072.88	2,084.56	0.00	Non-Discout
Subtotal			11,970.36	17.96	0.00	0.00	11,988.32	14,072.88	2,084.56	0.00	
iShares Core S&P/ASX 200 ETF											
IOZ	1061	22/12/2022	30,665.03	46.00	0.00	(72.90)	30,783.93	30,949.37	165.44	0.00	Non-Discout
IOZ	19	06/03/2023	563.16	0.84	0.00	(1.31)	565.31	554.23	(11.08)	0.00	Loss
IOZ	9	17/03/2023	255.42	0.38	0.00	(0.61)	256.41	262.53	6.12	0.00	Non-Discout

Wrap Tax Statement

Financial Year ended 30/06/2023



Schedule 7 - Unrealised gains/losses

Asset	Units	Acquisition date	Cost base \$	Additional costs \$	Cost base reduction \$	AMIT cost base decrease/ (increase) \$	Adjusted cost \$	Market Value \$	Unrealised capital gain / (loss) \$	Income / (deduction) \$	Method
Subtotal			31,483.61	47.22	0.00	(74.82)	31,605.65	31,766.13	160.48	0.00	
iShares Enhanced Cash ETF											
ISEC	22	22/12/2022	2,214.13	3.32	0.00	0.00	2,217.45	2,215.18	(2.27)	0.00	Loss
Subtotal			2,214.13	3.32	0.00	0.00	2,217.45	2,215.18	(2.27)	0.00	
Pendal Focus Australian Share Fund											
RFA0059AU	9183.415213	23/12/2022	21,252.26	0.00	0.00	17.36	21,234.90	20,999.72	(235.18)	0.00	Loss
RFA0059AU	129.773013	11/01/2023	299.01	0.00	0.00	0.25	298.76	296.75	(2.01)	0.00	Loss
Subtotal			21,551.27	0.00	0.00	17.61	21,533.66	21,296.47	(237.19)	0.00	
Schroder Global Value Fund											
SCH0030AU	26060.539278	23/12/2022	28,661.38	0.00	0.00	(868.50)	29,529.88	30,383.98	854.10	0.00	Non-Discount
SCH0030AU	368.723483	20/03/2023	399.77	0.00	0.00	(12.29)	412.06	429.89	17.83	0.00	Non-Discount
Subtotal			29,061.15	0.00	0.00	(880.79)	29,941.94	30,813.87	871.93	0.00	
Total unrealised capital gains/losses			218,537.90	68.50	0.00	(299.50)	218,905.90	224,375.33	5,469.43	0.00	

Section 3 - Non-assessable gains/losses

No transactions are recorded during this financial year period.

Summary of unrealised gains/losses

	Non-discounted gains \$	Discounted gains \$	Losses \$
Capital gains/(losses) on sales	6,265.49	0.00	(796.06)
Capital losses applied	(796.06)	0.00	796.06
Remaining capital gains	5,469.43	0.00	
Discount applied		0.00	
Unused capital losses			0.00

Wrap Tax Statement

Financial Year ended 30/06/2023



Portfolio valuation as at 30 June 2023

Asset code	Asset name	Units	Price \$	Value \$
	Netwealth Cash Account			7,930.11
Asset				
PPL0115AU	Antares Elite Opportunities Fund	6,110.3601	1.268300	7,749.77
HOW0098AU	Ardea Real Outcome Fund	18,799.9567	0.884700	16,632.32
TGP0016AU	ClearBridge RARE Infra Income Fund - Hedged - CI A	8,141.2500	1.371600	11,166.54
ETL5525AU	Colchester Global Government Bond Fund - Class I	6,866.3667	0.805700	5,532.23
DFA0002AU	Dimensional 2 Yr Sustainabilit Fix Int Trust - AUD	908.7870	9.732900	8,845.13
DFA0108AU	Dimensional 5 Yr Diversif Fixed Int Trust - AUD CI	1,743.6845	9.483200	16,535.71
DFA0009AU	Dimensional Global Core Equity Tr - AUD Hedged	604.6293	28.140000	17,014.27
FID0010AU	Fidelity Asia Fund	642.5385	24.207200	15,554.06
IML0010AU	Investors Mutual Concentrated Aust Share Fund	12,367.7789	2.036000	25,180.80
IWLD	iShares Core MSCI World Ex Aus ESG Leaders ETF	307.0000	45.840000	14,072.88
IOZ	iShares Core S&P/ASX 200 ETF	1,089.0000	29.170000	31,766.13
ISEC	iShares Enhanced Cash ETF	22.0000	100.690000	2,215.18
RFA0059AU	Pendal Focus Australian Share Fund	9,313.1882	2.286700	21,296.47
SCH0030AU	Schroder Global Value Fund	26,429.2628	1.165900	30,813.88
Subtotal				224,375.37

Income receivable

PPL0115AU	Antares Elite Opportunities Fund			367.33
TGP0016AU	ClearBridge RARE Infra Income Fund - Hedged - CI A			168.96
ETL5525AU	Colchester Global Government Bond Fund - Class I			41.69
DFA0002AU	Dimensional 2 Yr Sustainabilit Fix Int Trust - AUD			71.82
DFA0108AU	Dimensional 5 Yr Diversif Fixed Int Trust - AUD CI			137.99
FID0010AU	Fidelity Asia Fund			238.84
IML0010AU	Investors Mutual Concentrated Aust Share Fund			269.58
IWLD	iShares Core MSCI World Ex Aus ESG Leaders ETF			277.84
IOZ	iShares Core S&P/ASX 200 ETF			145.75
ISEC	iShares Enhanced Cash ETF			6.28
RFA0059AU	Pendal Focus Australian Share Fund			884.38
SCH0030AU	Schroder Global Value Fund			288.13

Wrap Tax Statement

Financial Year ended 30/06/2023



Portfolio valuation as at 30 June 2023

Asset code	Asset name	Units	Price \$	Value \$
Subtotal				2,898.59

Portfolio valuation as at 30 June 2023

235,204.07

Walls Family Super Fund

Tax Reconciliation Report

For the year ended 30 June 2023

Tax Return Label	Date	Account Code	Account Name	Amount \$
A - Net capital gain				
				72,401.57
Sub-Total				72,401.57
Ignore Cents				0.57
Total				72,401.00
B - Income - Gross rent and other leasing and hiring income				
	05/07/2022	28000/000021	Rent Received - 7/48 Flinders Parade, North Lakes	1,752.34
	01/08/2022	28000/000021	Rent Received - 7/48 Flinders Parade, North Lakes	1,752.34
	01/09/2022	28000/000021	Rent Received - 7/48 Flinders Parade, North Lakes	1,752.34
	16/11/2022	28000/000021	Rent Received - 7/48 Flinders Parade, North Lakes	1,674.00
	16/12/2022	28000/000021	Rent Received - 7/48 Flinders Parade, North Lakes	1,674.00
	16/01/2023	28000/000021	Rent Received - 7/48 Flinders Parade, North Lakes	1,674.00
	16/02/2023	28000/000021	Rent Received - 7/48 Flinders Parade, North Lakes	1,674.00
	16/03/2023	28000/000021	Rent Received - 7/48 Flinders Parade, North Lakes	1,674.00
	17/04/2023	28000/000021	Rent Received - 7/48 Flinders Parade, North Lakes	1,674.00
	16/05/2023	28000/000021	Rent Received - 7/48 Flinders Parade, North Lakes	1,674.00
	30/06/2023	28000/000021	Rent Received - 7/48 Flinders Parade, North Lakes	(16,975.02)
	30/06/2023	28000/7/48FLINDERS	7/48 Flinders Parade, North Lakes	16,975.02
Sub-Total				16,975.02
Ignore Cents				0.02
Total				16,975.00
C - Income - Gross interest				
	29/07/2022	25000/970149555	Macquarie Cash Management Account	3.59
	31/07/2022	25000/BQL21627075	BOQ Superannuation Savings Acc 21627075	32.61
	31/08/2022	25000/BQL21627075	BOQ Superannuation Savings Acc 21627075	37.62
	31/08/2022	25000/970149555	Macquarie Cash Management Account	8.74
	30/09/2022	25000/BQL21627075	BOQ Superannuation Savings Acc 21627075	50.75
	30/09/2022	25000/970149555	Macquarie Cash Management Account	11.31
	31/10/2022	25000/BQL21627075	BOQ Superannuation Savings Acc 21627075	56.97
	31/10/2022	25000/970149555	Macquarie Cash Management Account	15.27
	30/11/2022	25000/BQL21627075	BOQ Superannuation Savings Acc 21627075	52.36
	30/11/2022	25000/970149555	Macquarie Cash Management Account	115.80
	30/12/2022	25000/970149555	Macquarie Cash Management Account	27.50
	31/12/2022	25000/BQL21627075	BOQ Superannuation Savings Acc 21627075	73.82

Walls Family Super Fund

Tax Reconciliation Report

For the year ended 30 June 2023

Tax Return Label	Date	Account Code	Account Name	Amount \$
C - Income - Gross interest				
	31/12/2022	25000/WRAP077596	NetWealth Acc WRAP 077596	278.51
	31/12/2022	25000/WRAP077596	NetWealth Acc WRAP 077596	36.68
	31/01/2023	25000/BQL21627075	BOQ Superannuation Savings Acc 21627075	87.51
	31/01/2023	25000/970149555	Macquarie Cash Management Account	21.18
	31/01/2023	25000/WRAP077596	NetWealth Acc WRAP 077596	6.66
	31/01/2023	25000/WRAP077596	NetWealth Acc WRAP 077596	11.15
	28/02/2023	25000/BQL21627075	BOQ Superannuation Savings Acc 21627075	79.87
	28/02/2023	25000/970149555	Macquarie Cash Management Account	20.63
	28/02/2023	25000/WRAP077596	NetWealth Acc WRAP 077596	6.34
	28/02/2023	25000/WRAP077596	NetWealth Acc WRAP 077596	18.71
	31/03/2023	25000/BQL21627075	BOQ Superannuation Savings Acc 21627075	104.69
	31/03/2023	25000/970149555	Macquarie Cash Management Account	27.20
	31/03/2023	25000/WRAP077596	NetWealth Acc WRAP 077596	7.48
	31/03/2023	25000/WRAP077596	NetWealth Acc WRAP 077596	16.20
	28/04/2023	25000/970149555	Macquarie Cash Management Account	27.58
	30/04/2023	25000/BQL21627075	BOQ Superannuation Savings Acc 21627075	(50.32)
	30/04/2023	25000/BQL21627075	BOQ Superannuation Savings Acc 21627075	107.06
	30/04/2023	25000/WRAP077596	NetWealth Acc WRAP 077596	7.31
	30/04/2023	25000/WRAP077596	NetWealth Acc WRAP 077596	11.67
	31/05/2023	25000/BQL21627075	BOQ Superannuation Savings Acc 21627075	122.99
	31/05/2023	25000/BQL21627075	BOQ Superannuation Savings Acc 21627075	(57.81)
	31/05/2023	25000/970149555	Macquarie Cash Management Account	59.70
	31/05/2023	25000/WRAP077596	NetWealth Acc WRAP 077596	7.89
	31/05/2023	25000/WRAP077596	NetWealth Acc WRAP 077596	13.70
	29/06/2023	25000/BQL21627075	BOQ Superannuation Savings Acc 21627075	124.04
	29/06/2023	25000/BQL21627075	BOQ Superannuation Savings Acc 21627075	108.13
	30/06/2023	25000/970149555	Macquarie Cash Management Account	771.47
	30/06/2023	25000/WRAP077596	NetWealth Acc WRAP 077596	14.26
	30/06/2023	25000/WRAP077596	NetWealth Acc WRAP 077596	8.03
Sub-Total				2,484.85
Ignore Cents				0.85
Total				2,484.00
D1 - Income - Gross foreign income				
	20/07/2022	23900/VEU.AX	Vanguard All-world Ex-us Shares Index Etf	211.35
	22/07/2022	23900/VTS.AX	Vanguard Us Total Market Shares Index Etf	137.28
	18/10/2022	23900/VEU.AX	Vanguard All-world Ex-us Shares	102.86

Walls Family Super Fund

Tax Reconciliation Report

For the year ended 30 June 2023

Tax Return Label	Date	Account Code	Account Name	Amount \$
D1 - Income - Gross foreign income				
			Index Etf	
	24/10/2022	23900/VTS.AX	Vanguard Us Total Market Shares Index Etf	157.24
	14/10/2022	23800/STW.AX	Spdr S&p/asx 200 Fund	5.40
	19/10/2022	23800/IAF.AX	Ishares Core Composite Bond Etf	4.86
	30/06/2023	23800/PPL0115AU3	Antares Elite Opportunities Fund	3.25
	30/06/2023	23800/TGP0016AU2	ClrBrdge RARE Infra Inme Fd A	156.62
	30/06/2023	23800/FID0010AU2	Fidelity Asia Fd	276.29
	30/06/2023	23800/IWLD.AX1	Ishares Core Msci World Ex Australia Esg Etf	225.65
	30/06/2023	23800/IOZ.AX1	Ishares Core S&p/asx 200 Etf	16.84
	30/06/2023	23800/ISEC.AX1	Ishares Enhanced Cash Etf	3.79
	30/06/2023	23800/RFA0059AU3	Pendal Focus Aust Share Fund	8.46
	30/06/2023	23800/SCH0030AU3	Schroder Global Value Fund W/C	691.98
	30/06/2023	23800/ETL0062AU1	SGH ICE	6.03
	30/06/2023	23800/DFA0108AU2	Dimensional 5 Yr Div Fxd Int AUD Us	0.03
	30/06/2023	23800/IML0010AU3	Investors Mutual Concentrated Au Sh	63.62
Sub-Total				2,071.55
Ignore Cents				0.55
Total				2,071.00
D - Income - Net foreign income				
	20/07/2022	23900/VEU.AX	Vanguard All-world Ex-us Shares Index Etf	211.35
	22/07/2022	23900/VTS.AX	Vanguard Us Total Market Shares Index Etf	137.28
	18/10/2022	23900/VEU.AX	Vanguard All-world Ex-us Shares Index Etf	102.86
	24/10/2022	23900/VTS.AX	Vanguard Us Total Market Shares Index Etf	157.24
	14/10/2022	23800/STW.AX	Spdr S&p/asx 200 Fund	5.40
	19/10/2022	23800/IAF.AX	Ishares Core Composite Bond Etf	4.86
	30/06/2023	23800/PPL0115AU3	Antares Elite Opportunities Fund	3.25
	30/06/2023	23800/TGP0016AU2	ClrBrdge RARE Infra Inme Fd A	156.62
	30/06/2023	23800/FID0010AU2	Fidelity Asia Fd	276.29
	30/06/2023	23800/IWLD.AX1	Ishares Core Msci World Ex Australia Esg Etf	225.65
	30/06/2023	23800/IOZ.AX1	Ishares Core S&p/asx 200 Etf	16.84
	30/06/2023	23800/ISEC.AX1	Ishares Enhanced Cash Etf	3.79
	30/06/2023	23800/RFA0059AU3	Pendal Focus Aust Share Fund	8.46
	30/06/2023	23800/SCH0030AU3	Schroder Global Value Fund W/C	691.98
	30/06/2023	23800/ETL0062AU1	SGH ICE	6.03
	30/06/2023	23800/DFA0108AU2	Dimensional 5 Yr Div Fxd Int AUD Us	0.03
	30/06/2023	23800/IML0010AU3	Investors Mutual Concentrated Au Sh	63.62
Sub-Total				2,071.55
Ignore Cents				0.55
Total				2,071.00

Walls Family Super Fund

Tax Reconciliation Report

For the year ended 30 June 2023

Tax Return Label	Date	Account Code	Account Name	Amount \$
K - Franked dividend amount				
	17/11/2022	23900/BOQ.AX	Bank Of Queensland Limited.	272.40
Sub-Total				272.40
Ignore Cents				0.40
Total				272.00
L - Income - Dividend franking credit				
	17/11/2022	23900/BOQ.AX	Bank Of Queensland Limited.	116.74
Sub-Total				116.74
Ignore Cents				0.74
Total				116.00
M - Gross trust distributions				
	14/10/2022	23800/STW.AX	Spdr S&p/asx 200 Fund	369.48
	19/10/2022	23800/IAF.AX	Ishares Core Composite Bond Etf	26.21
	30/06/2023	23800/PPL0115AU3	Antares Elite Opportunities Fund	340.90
	30/06/2023	23800/TGP0016AU2	ClrBrdge RARE Infra Inme Fd A	2.04
	30/06/2023	23800/FID0010AU2	Fidelity Asia Fd	0.49
	30/06/2023	23800/IWLD.AX1	Ishares Core Msci World Ex Australia Esg Etf	0.03
	30/06/2023	23800/IOZ.AX1	Ishares Core S&p/asx 200 Etf	984.26
	30/06/2023	23800/ISEC.AX1	Ishares Enhanced Cash Etf	42.11
	30/06/2023	23800/RFA0059AU3	Pendal Focus Aust Share Fund	1,024.45
	30/06/2023	23800/SCH0030AU3	Schroder Global Value Fund W/C	1.90
	30/06/2023	23800/ETL0062AU1	SGH ICE	57.41
	30/06/2023	23800/DFA0002AU2	Dimensional 2 Yr Sus Fxd Int Tr AUD	0.01
	30/06/2023	23800/DFA0108AU2	Dimensional 5 Yr Div Fxd Int AUD Us	0.09
	30/06/2023	23800/IML0010AU3	Investors Mutual Concentrated Au Sh	472.56
Sub-Total				3,321.94
Ignore Cents				0.94
Total				3,321.00
R1 - Assessable employer contributions				
	01/07/2022	24200/WALJEF00001A	(Contributions) Walls, Jeffrey Carlyle - Accumulation (Accumulati...	923.08
	22/07/2022	24200/WALJEF00001A	(Contributions) Walls, Jeffrey Carlyle - Accumulation (Accumulati...	1,384.62
	04/11/2022	24200/WALREN00001A	(Contributions) Walls, Renee Margaret - Accumulation (Accumulatio...	1,572.50
	27/01/2023	24200/WALREN00001A	(Contributions) Walls, Renee Margaret - Accumulation (Accumulatio...	1,365.00
	17/04/2023	24200/WALREN00001A	(Contributions) Walls, Renee Margaret - Accumulation (Accumulatio...	533.08
	19/04/2023	24200/WALREN00001A	(Contributions) Walls, Renee Margaret - Accumulation (Accumulatio...	735.00
	20/06/2023	24200/WALREN00001A	(Contributions) Walls, Renee Margaret - Accumulation (Accumulatio...	441.55

Walls Family Super Fund

Tax Reconciliation Report

For the year ended 30 June 2023

Tax Return Label	Date	Account Code	Account Name	Amount \$
R1 - Assessable employer contributions				
	27/06/2023	24200/WALREN00001A	(Contributions) Walls, Renee Margaret - Accumulation (Accumulatio...	1,243.85
Sub-Total				8,198.68
Ignore Cents				0.68
Total				8,198.00
R2 - Assessable personal contributions				
	16/07/2022	24200/WALJEF00001A	(Contributions) Walls, Jeffrey Carlyle - Accumulation (Accumulati...	1,200.00
	26/07/2022	24200/WALREN00001A	(Contributions) Walls, Renee Margaret - Accumulation (Accumulatio...	56.00
	16/08/2022	24200/WALJEF00001A	(Contributions) Walls, Jeffrey Carlyle - Accumulation (Accumulati...	1,200.00
	26/08/2022	24200/WALJEF00001A	(Contributions) Walls, Jeffrey Carlyle - Accumulation (Accumulati...	969.22
	16/09/2022	24200/WALJEF00001A	(Contributions) Walls, Jeffrey Carlyle - Accumulation (Accumulati...	1,200.00
	05/10/2022	24200/WALJEF00001A	(Contributions) Walls, Jeffrey Carlyle - Accumulation (Accumulati...	969.23
	16/10/2022	24200/WALJEF00001A	(Contributions) Walls, Jeffrey Carlyle - Accumulation (Accumulati...	1,200.00
	21/10/2022	24200/WALJEF00001A	(Contributions) Walls, Jeffrey Carlyle - Accumulation (Accumulati...	1,494.23
	16/11/2022	24200/WALJEF00001A	(Contributions) Walls, Jeffrey Carlyle - Accumulation (Accumulati...	1,200.00
	21/11/2022	24200/WALJEF00001A	(Contributions) Walls, Jeffrey Carlyle - Accumulation (Accumulati...	969.23
	16/12/2022	24200/WALJEF00001A	(Contributions) Walls, Jeffrey Carlyle - Accumulation (Accumulati...	1,200.00
	05/01/2023	24200/WALJEF00001A	(Contributions) Walls, Jeffrey Carlyle - Accumulation (Accumulati...	969.22
	16/01/2023	24200/WALJEF00001A	(Contributions) Walls, Jeffrey Carlyle - Accumulation (Accumulati...	2,000.00
	20/01/2023	24200/WALJEF00001A	(Contributions) Walls, Jeffrey Carlyle - Accumulation (Accumulati...	1,978.84
	16/02/2023	24200/WALJEF00001A	(Contributions) Walls, Jeffrey Carlyle - Accumulation (Accumulati...	2,000.00
	22/02/2023	24200/WALJEF00001A	(Contributions) Walls, Jeffrey Carlyle - Accumulation (Accumulati...	969.24
	16/03/2023	24200/WALJEF00001A	(Contributions) Walls, Jeffrey Carlyle - Accumulation (Accumulati...	2,000.00
	23/03/2023	24200/WALJEF00001A	(Contributions) Walls, Jeffrey Carlyle - Accumulation (Accumulati...	969.22
	17/04/2023	24200/WALREN00001A	(Contributions) Walls, Renee Margaret - Accumulation (Accumulatio...	1,466.92
	24/04/2023	24200/WALJEF00001A	(Contributions) Walls, Jeffrey Carlyle - Accumulation (Accumulati...	1,231.72
	16/05/2023	24200/WALREN00001A	(Contributions) Walls, Renee Margaret - Accumulation (Accumulatio...	2,000.00
	16/06/2023	24200/WALREN00001A	(Contributions) Walls, Renee Margaret - Accumulation (Accumulatio...	1,818.04
	27/06/2023	24200/WALJEF00001A	(Contributions) Walls, Jeffrey Carlyle - Accumulation (Accumulati...	2,398.85
	27/06/2023	24200/WALREN00001A	(Contributions) Walls, Renee Margaret - Accumulation (Accumulatio...	36,811.30

Walls Family Super Fund

Tax Reconciliation Report

For the year ended 30 June 2023

Tax Return Label	Date	Account Code	Account Name	Amount \$
R2 - Assessable personal contributions				
Sub-Total				68,271.26
Ignore Cents				0.26
Total				68,271.00
R - Assessable contributions (R1 plus R2 plus R3 less R6)				
Assessable employer contributions				8,198.68
Assessable personal contributions				68,271.26
Sub-Total				76,469.94
Ignore Cents				0.94
Total				76,469.00
S - Income - Other income				
	01/02/2023	26500/WRAP077596	NetWealth Acc WRAP 077596	0.77
	02/02/2023	26500/WRAP077596	NetWealth Acc WRAP 077596	0.64
	09/02/2023	26500/WRAP077596	NetWealth Acc WRAP 077596	0.57
	15/02/2023	26500/WRAP077596	NetWealth Acc WRAP 077596	1.26
	16/03/2023	26500/WRAP077596	NetWealth Acc WRAP 077596	0.36
	11/05/2023	26500/WRAP077596	NetWealth Acc WRAP 077596	5.19
	17/05/2023	26500/WRAP077596	NetWealth Acc WRAP 077596	5.15
	17/05/2023	26500/WRAP077596	NetWealth Acc WRAP 077596	5.92
	24/05/2023	26500/WRAP077596	NetWealth Acc WRAP 077596	8.34
	25/05/2023	26500/WRAP077596	NetWealth Acc WRAP 077596	6.46
	15/06/2023	26500/WRAP077596	NetWealth Acc WRAP 077596	3.62
Sub-Total				38.28
Ignore Cents				0.28
Total				38.00
W - GROSS INCOME (Sum of labels A to U)				
				174,147.00
Sub-Total				174,147.00
Ignore Cents				0.00
Total				174,147.00
V - TOTAL ASSESSABLE INCOME (W less Y)				
				174,147.00
Sub-Total				174,147.00
Ignore Cents				0.00
Total				174,147.00
D1 - Expenses - Capital works expenditure				
Tax Adjustment - Capital Works Expenditure (D1)		7/48FLINDERS	7/48 Flinders Parade, North Lakes	2,528.00
Sub-Total				2,528.00
Ignore Cents				0.00
Total				2,528.00
E1 - Expenses - Decline in value of depreciating assets				

Walls Family Super Fund

Tax Reconciliation Report

For the year ended 30 June 2023

Tax Return Label	Date	Account Code	Account Name	Amount \$
E1 - Expenses - Decline in value of depreciating assets				
Tax Adjustment - Decline in value of depreciating assets (E1)				2,061.00
Sub-Total				2,061.00
Ignore Cents				0.00
Total				2,061.00
F1 - Expenses - Insurance Premiums				
	13/07/2022	39000/WALJEF00001A	(Life Insurance Premiums) Walls, Jeffrey Carlyle - Accumulation (...)	1,764.80
	25/07/2022	39000/WALJEF00001A	(Life Insurance Premiums) Walls, Jeffrey Carlyle - Accumulation (...)	248.19
	15/08/2022	39000/WALJEF00001A	(Life Insurance Premiums) Walls, Jeffrey Carlyle - Accumulation (...)	1,764.80
	25/08/2022	39000/WALJEF00001A	(Life Insurance Premiums) Walls, Jeffrey Carlyle - Accumulation (...)	248.19
	13/09/2022	39000/WALJEF00001A	(Life Insurance Premiums) Walls, Jeffrey Carlyle - Accumulation (...)	1,764.80
	26/09/2022	39000/WALJEF00001A	(Life Insurance Premiums) Walls, Jeffrey Carlyle - Accumulation (...)	248.19
	13/10/2022	39000/WALJEF00001A	(Life Insurance Premiums) Walls, Jeffrey Carlyle - Accumulation (...)	1,764.80
	25/10/2022	39000/WALJEF00001A	(Life Insurance Premiums) Walls, Jeffrey Carlyle - Accumulation (...)	248.19
	14/11/2022	39000/WALJEF00001A	(Life Insurance Premiums) Walls, Jeffrey Carlyle - Accumulation (...)	1,764.80
	25/11/2022	39000/WALJEF00001A	(Life Insurance Premiums) Walls, Jeffrey Carlyle - Accumulation (...)	248.19
	13/12/2022	39000/WALJEF00001A	(Life Insurance Premiums) Walls, Jeffrey Carlyle - Accumulation (...)	1,764.80
	28/12/2022	39000/WALJEF00001A	(Life Insurance Premiums) Walls, Jeffrey Carlyle - Accumulation (...)	248.19
	13/01/2023	39000/WALJEF00001A	(Life Insurance Premiums) Walls, Jeffrey Carlyle - Accumulation (...)	312.68
	13/01/2023	39000/WALJEF00001A	(Life Insurance Premiums) Walls, Jeffrey Carlyle - Accumulation (...)	385.94
	13/01/2023	39000/WALJEF00001A	(Life Insurance Premiums) Walls, Jeffrey Carlyle - Accumulation (...)	1,066.18
	25/01/2023	39000/WALJEF00001A	(Life Insurance Premiums) Walls, Jeffrey Carlyle - Accumulation (...)	248.19
	13/02/2023	39000/WALJEF00001A	(Life Insurance Premiums) Walls, Jeffrey Carlyle - Accumulation (...)	312.68
	13/02/2023	39000/WALJEF00001A	(Life Insurance Premiums) Walls, Jeffrey Carlyle - Accumulation (...)	385.94
	13/02/2023	39000/WALJEF00001A	(Life Insurance Premiums) Walls, Jeffrey Carlyle - Accumulation (...)	1,066.18
	27/02/2023	39000/WALJEF00001A	(Life Insurance Premiums) Walls, Jeffrey Carlyle - Accumulation (...)	291.98
	13/03/2023	39000/WALJEF00001A	(Life Insurance Premiums) Walls, Jeffrey Carlyle - Accumulation (...)	312.68
	13/03/2023	39000/WALJEF00001A	(Life Insurance Premiums) Walls, Jeffrey Carlyle - Accumulation (...)	481.94
	13/03/2023	39000/WALJEF00001A	(Life Insurance Premiums) Walls, Jeffrey Carlyle - Accumulation (...)	1,066.18
	27/03/2023	39000/WALJEF00001A	(Life Insurance Premiums) Walls, Jeffrey Carlyle - Accumulation (...)	291.98
	13/04/2023	39000/WALJEF00001A	(Life Insurance Premiums) Walls, Jeffrey Carlyle - Accumulation (...)	368.30
	13/04/2023	39000/WALJEF00001A	(Life Insurance Premiums) Walls, Jeffrey Carlyle - Accumulation (...)	481.94
	13/04/2023	39000/WALJEF00001A	(Life Insurance Premiums) Walls,	1,309.14

Walls Family Super Fund

Tax Reconciliation Report

For the year ended 30 June 2023

Tax Return Label	Date	Account Code	Account Name	Amount \$
F1 - Expenses - Insurance Premiums				
			Jeffrey Carlyle - Accumulation (...	
	26/04/2023	39000/WALJEF00001A	(Life Insurance Premiums) Walls, Jeffrey Carlyle - Accumulation (...	291.98
	15/05/2023	39000/WALJEF00001A	(Life Insurance Premiums) Walls, Jeffrey Carlyle - Accumulation (...	368.30
	15/05/2023	39000/WALJEF00001A	(Life Insurance Premiums) Walls, Jeffrey Carlyle - Accumulation (...	481.94
	15/05/2023	39000/WALJEF00001A	(Life Insurance Premiums) Walls, Jeffrey Carlyle - Accumulation (...	1,309.14
	25/05/2023	39000/WALJEF00001A	(Life Insurance Premiums) Walls, Jeffrey Carlyle - Accumulation (...	291.98
	13/06/2023	39000/WALJEF00001A	(Life Insurance Premiums) Walls, Jeffrey Carlyle - Accumulation (...	368.30
	13/06/2023	39000/WALJEF00001A	(Life Insurance Premiums) Walls, Jeffrey Carlyle - Accumulation (...	481.94
	13/06/2023	39000/WALJEF00001A	(Life Insurance Premiums) Walls, Jeffrey Carlyle - Accumulation (...	1,309.14
	26/06/2023	39000/WALJEF00001A	(Life Insurance Premiums) Walls, Jeffrey Carlyle - Accumulation (...	291.98
	30/06/2023	39000/WALJEF00001A	(Life Insurance Premiums) Walls, Jeffrey Carlyle - Accumulation (...	(8,212.51)
	30/06/2023	39000/WALREN00001A	(Life Insurance Premiums) Walls, Renee Margaret - Accumulation (A...	5,015.28
	30/06/2023	39000/WALREN00001A	(Life Insurance Premiums) Walls, Renee Margaret - Accumulation (A...	3,197.23
Sub-Total				25,654.57
Ignore Cents				0.57
Total				25,654.00
H1 - Expenses - SMSF auditor fee				
	13/04/2023	30700	Auditor's Remuneration	385.00
Sub-Total				385.00
Ignore Cents				0.00
Total				385.00
I1 - Expenses - Investment expenses				
	28/08/2022	41960/7/48FLINDERS	Council Rates	622.43
	07/09/2022	42100/7/48FLINDERS	7/48 Flinders Parade, North Lakes	698.75
	07/09/2022	42150/7/48FLINDERS	7/48 Flinders Parade, North Lakes	229.06
	06/07/2022	42100/7/48FLINDERS	7/48 Flinders Parade, North Lakes	768.18
	23/11/2022	41960/7/48FLINDERS	Council Rates	623.41
	12/12/2022	42150/7/48FLINDERS	7/48 Flinders Parade, North Lakes	243.38
	05/12/2022	42100/7/48FLINDERS	7/48 Flinders Parade, North Lakes	698.75
	21/04/2023	41960/7/48FLINDERS	Council Rates	620.80
	25/03/2023	42100/7/48FLINDERS	7/48 Flinders Parade, North Lakes	730.17
	25/03/2023	42150/7/48FLINDERS	7/48 Flinders Parade, North Lakes	240.77
	20/01/2023	41960/7/48FLINDERS	Council Rates	621.89
	07/06/2023	41980/7/48FLINDERS	7/48 Flinders Parade, North Lakes	(34.29)
	07/06/2023	41980/7/48FLINDERS	7/48 Flinders Parade, North Lakes	(3.39)
	31/05/2023	41960/7/48FLINDERS	Council Rates	(204.66)
	31/05/2023	42100/7/48FLINDERS	7/48 Flinders Parade, North Lakes	(240.72)

Walls Family Super Fund

Tax Reconciliation Report

For the year ended 30 June 2023

Tax Return Label	Date	Account Code	Account Name	Amount \$
I1 - Expenses - Investment expenses				
	31/05/2023	42150/7/48FLINDERS	7/48 Flinders Parade, North Lakes	235.52
	31/12/2022	39900	Portfolio Management Fees	64.47
	31/12/2022	39900	Portfolio Management Fees	13.46
	31/01/2023	39900	Portfolio Management Fees	67.57
	31/01/2023	39900	Portfolio Management Fees	38.54
	28/02/2023	39900	Portfolio Management Fees	62.06
	28/02/2023	39900	Portfolio Management Fees	35.39
	31/03/2023	39900	Portfolio Management Fees	67.78
	31/03/2023	39900	Portfolio Management Fees	38.63
	30/04/2023	39900	Portfolio Management Fees	66.68
	30/04/2023	39900	Portfolio Management Fees	37.93
	31/05/2023	39900	Portfolio Management Fees	68.82
	31/05/2023	39900	Portfolio Management Fees	39.21
	30/06/2023	39900	Portfolio Management Fees	66.87
	30/06/2023	39900	Portfolio Management Fees	38.17
Sub-Total				6,555.63
Ignore Cents				0.63
Total				6,555.00
J1 - Expenses - Management and administration expenses				
	07/07/2022	30900	Advisor Fees	194.12
	05/08/2022	30900	Advisor Fees	194.12
	06/09/2022	30100	Accountancy Fees	297.00
	07/09/2022	30900	Advisor Fees	194.12
	30/09/2022	31500	Bank Charges	0.65
	07/10/2022	30900	Advisor Fees	194.12
	18/10/2022	38000	Insurance	378.17
	18/10/2022	38000	Insurance	27.53
	07/11/2022	30900	Advisor Fees	194.12
	21/11/2022	30100	Accountancy Fees	330.00
	30/11/2022	31500	Bank Charges	1.95
	07/12/2022	30900	Advisor Fees	194.12
	06/01/2023	30900	Advisor Fees	194.12
	07/02/2023	30900	Advisor Fees	194.12
	08/02/2023	30100	Accountancy Fees	352.00
	28/02/2023	31500	Bank Charges	0.65
	07/03/2023	30900	Advisor Fees	194.12
	31/03/2023	31500	Bank Charges	1.30
	06/04/2023	30900	Advisor Fees	194.12
	13/04/2023	30100	Accountancy Fees	3,466.84
	13/04/2023	30100	Accountancy Fees	(385.00)
	30/04/2023	31500	Bank Charges	1.30
	05/05/2023	30900	Advisor Fees	194.12
	30/05/2023	30100	Accountancy Fees	599.50

Walls Family Super Fund

Tax Reconciliation Report

For the year ended 30 June 2023

Tax Return Label	Date	Account Code	Account Name	Amount \$
J1 - Expenses - Management and administration expenses				
	31/05/2023	31500	Bank Charges	0.65
	02/06/2023	30800	ASIC Fees	59.00
	05/06/2023	30900	Advisor Fees	271.78
	18/04/2023	30400	ATO Supervisory Levy	259.00
Sub-Total				7,797.64
Ignore Cents				0.64
Total				7,797.00
N - TOTAL DEDUCTIONS				
				44,980.00
Sub-Total				44,980.00
Ignore Cents				0.00
Total				44,980.00
O - TAXABLE INCOME OR LOSS				
				129,167.00
Sub-Total				129,167.00
Ignore Cents				0.00
Total				129,167.00
Z - TOTAL SMSF EXPENSES				
				44,980.00
Sub-Total				44,980.00
Ignore Cents				0.00
Total				44,980.00
A - Taxable income				
				129,167.00
Sub-Total				129,167.00
Ignore Cents				0.00
Total				129,167.00
T1 - Tax on taxable income				
				19,375.05
Sub-Total				19,375.05
Ignore Cents				0.00
Total				19,375.05
B - Gross Tax				
				19,375.05
Sub-Total				19,375.05
Ignore Cents				0.00
Total				19,375.05
C1 - Foreign income tax offset				
	14/10/2022	23800/STW.AX	Spdr S&p/asx 200 Fund	0.54
	30/06/2023	23800/PPL0115AU3	Antares Elite Opportunities Fund	0.64

Walls Family Super Fund

Tax Reconciliation Report

For the year ended 30 June 2023

Tax Return Label	Date	Account Code	Account Name	Amount \$
C1 - Foreign income tax offset				
	30/06/2023	23800/TGP0016AU2	ClrBrdge RARE Infra Inme Fd A	39.98
	30/06/2023	23800/FID0010AU2	Fidelity Asia Fd	37.94
	30/06/2023	23800/IWLD.AX1	Ishares Core Msci World Ex Australia Esg Etf	29.77
	30/06/2023	23800/IOZ.AX1	Ishares Core S&p/asx 200 Etf	0.92
	30/06/2023	23800/ISEC.AX1	Ishares Enhanced Cash Etf	0.02
	30/06/2023	23800/SCH0030AU3	Schroder Global Value Fund W/C	87.29
	30/06/2023	23800/ETL0062AU1	SGH ICE	1.22
	30/06/2023	23800/IML0010AU3	Investors Mutual Concentrated Au Sh	0.60
Sub-Total				198.92
Ignore Cents				0.00
Total				198.92
C - Non-refundable non-carry forward tax offsets				
				198.92
Sub-Total				198.92
Ignore Cents				0.00
Total				198.92
T2 - SUBTOTAL				
				19,176.13
Sub-Total				19,176.13
Ignore Cents				0.00
Total				19,176.13
T3 - SUBTOTAL 2				
				19,176.13
Sub-Total				19,176.13
Ignore Cents				0.00
Total				19,176.13
E1 - Complying fund's franking credits tax offset				
	17/11/2022	23900/BOQ.AX	Bank Of Queensland Limited.	116.74
	14/10/2022	23800/STW.AX	Spdr S&p/asx 200 Fund	106.01
	30/06/2023	23800/PPL0115AU3	Antares Elite Opportunities Fund	106.65
	30/06/2023	23800/TGP0016AU2	ClrBrdge RARE Infra Inme Fd A	1.59
	30/06/2023	23800/IOZ.AX1	Ishares Core S&p/asx 200 Etf	268.13
	30/06/2023	23800/RFA0059AU3	Pendal Focus Aust Share Fund	302.13
	30/06/2023	23800/SCH0030AU3	Schroder Global Value Fund W/C	0.44
	30/06/2023	23800/ETL0062AU1	SGH ICE	18.85
	30/06/2023	23800/IML0010AU3	Investors Mutual Concentrated Au Sh	154.09
Sub-Total				1,074.63
Ignore Cents				0.00
Total				1,074.63
E - Refundable tax offsets				

Walls Family Super Fund

Tax Reconciliation Report

For the year ended 30 June 2023

Tax Return Label	Date	Account Code	Account Name	Amount \$
E - Refundable tax offsets				
				1,074.63
Sub-Total				1,074.63
Ignore Cents				0.00
Total				1,074.63
T5 - TAX PAYABLE				
				18,101.50
Sub-Total				18,101.50
Ignore Cents				0.00
Total				18,101.50
H2 - Credit for tax withheld – foreign resident withholding				
	20/07/2022	23900/VEU.AX	Vanguard All-world Ex-us Shares Index Etf	63.40
	22/07/2022	23900/VTS.AX	Vanguard Us Total Market Shares Index Etf	41.18
	18/10/2022	23900/VEU.AX	Vanguard All-world Ex-us Shares Index Etf	30.86
	24/10/2022	23900/VTS.AX	Vanguard Us Total Market Shares Index Etf	47.17
Sub-Total				182.61
Ignore Cents				0.00
Total				182.61
H - Eligible credits				
				182.61
Sub-Total				182.61
Ignore Cents				0.00
Total				182.61
K - PAYG instalments raised				
	21/11/2022	85000	Income Tax Payable/Refundable	2,036.00
	08/02/2023	85000	Income Tax Payable/Refundable	2,036.00
	26/05/2023	85000	Income Tax Payable/Refundable	2,036.00
Sub-Total				6,108.00
Ignore Cents				0.00
Total				6,108.00
L - Supervisory levy				
				259.00
Sub-Total				259.00
Ignore Cents				0.00
Total				259.00
S - AMOUNT DUE OR REFUNDABLE				
				12,069.89

Walls Family Super Fund

Tax Reconciliation Report

For the year ended 30 June 2023

Tax Return Label	Date	Account Code	Account Name	Amount \$
S - AMOUNT DUE OR REFUNDABLE				
Sub-Total				12,069.89
Ignore Cents				0.00
Total				12,069.89

Walls Family Super Fund**Deferred Tax Reconciliation**

For The Period 01 July 2022 - 30 June 2023

Investment Code	Investment Name	Revaluation/Tax Deferred	Permanent Difference (Non-Assessable)	Temporary Difference (Assessable)	Temporary Difference (Accumulation Portion)
Revaluations					
DFA0009AU3	Dimensional Glob Core Eq Tr Hdg	1,568.03	522.68	1,045.35	1,045.35
SCH0030AU3	Schroder Global Value Fund W/C	1,752.73	584.24	1,168.49	1,168.49
TGP0016AU2	ClrBrdge RARE Infra Inme Fd A	(397.57)	(132.52)	(265.05)	(265.05)
HOW0098AU3	Ardea Real Outcome Fund	455.62	151.87	303.75	303.75
ETL5525AU3	Colchester Glob Govt Bd Fd Class I	(37.08)	(12.36)	(24.72)	(24.72)
VTS.AX1	Vanguard Us Total Market Shares Index Etf	(10,896.08)	(3,632.03)	(7,264.05)	(7,264.05)
MGOC.AX	Magellan Global Fund (open Class) (managed Fund)	1,059.56	353.19	706.37	706.37
MVW.AX1	Vaneck Australian Equal Weight Etf	2,267.66	755.89	1,511.77	1,511.77
DFA0108AU2	Dimensional 5 Yr Div Fxd Int AUD Us	(203.15)	(67.72)	(135.43)	(135.43)
DJRE.AX	Spdr Dow Jones Global Real Estate Esg Fund	1,566.40	522.13	1,044.27	1,044.27
FLT.AX	Flight Centre Travel Group Limited	(252.24)	(84.08)	(168.16)	(168.16)
BOQ.AX	Bank Of Queensland Limited.	2,448.98	816.33	1,632.65	1,632.65
IOZ.AX1	Ishares Core S&p/asx 200 Etf	234.35	78.12	156.23	156.23
LAN.AX	Lanyon Investment Company Limited	1,356.01	452.00	904.01	904.01
STW.AX	Spdr S&p/asx 200 Fund	(926.29)	(308.76)	(617.53)	(617.53)
IML0010AU3	Investors Mutual Concentrated Au Sh	346.08	115.36	230.72	230.72
VEU.AX1	Vanguard All-World Ex-Us Shares Index Etf	(627.24)	(209.08)	(418.16)	(418.16)
ISO.AX	Ishares S&p/asx Small Ordinaries Etf	1,030.00	343.33	686.67	686.67
DFA0002AU2	Dimensional 2 Yr Sus Fxd Int Tr AUD	(79.69)	(26.56)	(53.13)	(53.13)
IWLD.AX1	Ishares Core Msci World Ex Australia Esg Etf	2,078.48	692.83	1,385.65	1,385.65

Walls Family Super Fund**Deferred Tax Reconciliation**

For The Period 01 July 2022 - 30 June 2023

Investment Code	Investment Name	Revaluation/Tax Deferred	Permanent Difference (Non-Assessable)	Temporary Difference (Assessable)	Temporary Difference (Accumulation Portion)
ISEC.AX1	Ishares Enhanced Cash Etf	(2.27)	(0.76)	(1.51)	(1.51)
RFA0059AU3	Pendal Focus Aust Share Fund	(254.80)	(84.93)	(169.87)	(169.87)
PPL0115AU3	Antares Elite Opportunities Fund	(154.59)	(51.53)	(103.06)	(103.06)
MICH.AX1	Magellan Infrastructure Fund (currency Hedged)(managed Fund)	251.80	83.93	167.87	167.87
IAF.AX	Ishares Core Composite Bond Etf	1,164.40	388.13	776.27	776.27
PIXX.AX1	Platinum International Fund (quoted Managed Hedge Fund)	1,107.40	369.13	738.27	738.27
7/48FLINDERS	7/48 Flinders Parade, North Lakes	8,380.04	2,793.35	5,586.69	5,586.69
FID0010AU2	Fidelity Asia Fd	455.98	151.99	303.99	303.99
		13,692.52	4,564.17	9,128.35	9,128.35
Tax Deferred Distributions					
7/48FLINDERS	7/48 Flinders Parade, North Lakes	(3,090.00)	0.00	(3,090.00)	(3,090.00)
DFA0002AU2	Dimensional 2 Yr Sus Fxd Int Tr AUD	128.76	0.00	128.76	128.76
DFA0002AU2	Dimensional 2 Yr Sus Fxd Int Tr AUD	32.40	0.00	32.40	32.40
DFA0002AU2	Dimensional 2 Yr Sus Fxd Int Tr AUD	5.57	0.00	5.57	5.57
DFA0002AU2	Dimensional 2 Yr Sus Fxd Int Tr AUD	4.40	0.00	4.40	4.40
DFA0108AU2	Dimensional 5 Yr Div Fxd Int AUD Us	82.56	0.00	82.56	82.56
DFA0108AU2	Dimensional 5 Yr Div Fxd Int AUD Us	37.42	0.00	37.42	37.42
DFA0108AU2	Dimensional 5 Yr Div Fxd Int AUD Us	131.10	0.00	131.10	131.10
DJRE.AX	Spdr Dow Jones Global Real Estate Esg Fund	(16.41)	0.00	(16.41)	(16.41)
ETL0062AU1	SGH ICE	(4.71)	0.00	(4.71)	(4.71)
ETL0062AU1	SGH ICE	4.71	0.00	4.71	4.71

Walls Family Super Fund**Deferred Tax Reconciliation**

For The Period 01 July 2022 - 30 June 2023

Investment Code	Investment Name	Revaluation/Tax Deferred	Permanent Difference (Non-Assessable)	Temporary Difference (Assessable)	Temporary Difference (Accumulation Portion)
ETL5525AU3	Colchester Glob Govt Bd Fd Class I	125.13	0.00	125.13	125.13
HOW0098AU3	Ardea Real Outcome Fund	3.92	0.00	3.92	3.92
HOW0098AU3	Ardea Real Outcome Fund	1.84	0.00	1.84	1.84
HOW0098AU3	Ardea Real Outcome Fund	1.78	0.00	1.78	1.78
HOW0098AU3	Ardea Real Outcome Fund	(1.14)	0.00	(1.14)	(1.14)
HOW0098AU3	Ardea Real Outcome Fund	40.51	0.00	40.51	40.51
HOW0098AU3	Ardea Real Outcome Fund	(2.15)	0.00	(2.15)	(2.15)
IML0010AU3	Investors Mutual Concentrated Au Sh	10.26	0.00	10.26	10.26
IML0010AU3	Investors Mutual Concentrated Au Sh	0.40	0.00	0.40	0.40
IML0010AU3	Investors Mutual Concentrated Au Sh	1.41	0.00	1.41	1.41
IML0010AU3	Investors Mutual Concentrated Au Sh	7.27	0.00	7.27	7.27
IOZ.AX1	Ishares Core S&p/asx 200 Etf	13.38	0.00	13.38	13.38
IOZ.AX1	Ishares Core S&p/asx 200 Etf	(0.27)	0.00	(0.27)	(0.27)
IOZ.AX1	Ishares Core S&p/asx 200 Etf	0.23	0.00	0.23	0.23
IOZ.AX1	Ishares Core S&p/asx 200 Etf	0.11	0.00	0.11	0.11
ISO.AX	Ishares S&p/asx Small Ordinaries Etf	(65.41)	0.00	(65.41)	(65.41)
MGOC.AX	Magellan Global Fund (open Class) (managed Fund)	(524.78)	0.00	(524.78)	(524.78)
MICH.AX1	Magellan Infrastructure Fund (currency Hedged)(managed Fund)	(913.90)	0.00	(913.90)	(913.90)
MVW.AX1	Vaneck Australian Equal Weight Etf	(78.98)	0.00	(78.98)	(78.98)
PPL0115AU3	Antares Elite Opportunities Fund	5.56	0.00	5.56	5.56
PPL0115AU3	Antares Elite Opportunities Fund	(2.20)	0.00	(2.20)	(2.20)

Walls Family Super Fund

Deferred Tax Reconciliation

For The Period 01 July 2022 - 30 June 2023

Investment Code	Investment Name	Revaluation/Tax Deferred	Permanent Difference (Non-Assessable)	Temporary Difference (Assessable)	Temporary Difference (Accumulation Portion)
PPL0115AU3	Antares Elite Opportunities Fund	0.10	0.00	0.10	0.10
PPL0115AU3	Antares Elite Opportunities Fund	(0.10)	0.00	(0.10)	(0.10)
RFA0059AU3	Pendal Focus Aust Share Fund	17.18	0.00	17.18	17.18
RFA0059AU3	Pendal Focus Aust Share Fund	(3.26)	0.00	(3.26)	(3.26)
RFA0059AU3	Pendal Focus Aust Share Fund	0.20	0.00	0.20	0.20
RFA0059AU3	Pendal Focus Aust Share Fund	0.24	0.00	0.24	0.24
RFA0059AU3	Pendal Focus Aust Share Fund	(0.24)	0.00	(0.24)	(0.24)
SCH0030AU3	Schroder Global Value Fund W/C	(853.41)	0.00	(853.41)	(853.41)
SCH0030AU3	Schroder Global Value Fund W/C	14.28	0.00	14.28	14.28
SCH0030AU3	Schroder Global Value Fund W/C	(15.50)	0.00	(15.50)	(15.50)
SCH0030AU3	Schroder Global Value Fund W/C	15.50	0.00	15.50	15.50
SCH0030AU3	Schroder Global Value Fund W/C	(11.87)	0.00	(11.87)	(11.87)
STW.AX	Spdr S&p/asx 200 Fund	2.62	0.00	2.62	2.62
STW.AX	Spdr S&p/asx 200 Fund	(89.58)	0.00	(89.58)	(89.58)
TGP0016AU2	ClrBrdge RARE Infra Inme Fd A	16.79	0.00	16.79	16.79
TGP0016AU2	ClrBrdge RARE Infra Inme Fd A	(0.43)	0.00	(0.43)	(0.43)
TGP0016AU2	ClrBrdge RARE Infra Inme Fd A	0.72	0.00	0.72	0.72
TGP0016AU2	ClrBrdge RARE Infra Inme Fd A	0.58	0.00	0.58	0.58
		(4,967.40)	0.00	(4,967.40)	(4,967.40)
Total		8,725.12	4,564.17	4,160.95	4,160.95

Deferred Tax Liability (Asset) Summary

Opening Balance	(76.59)
Current Year Transactions	624.14
Total Capital Losses	0.00
Total Tax Losses	0.00
Deferred Tax WriteBacks/Adjustment	0.00
Capital Loss carried forward recouped	0.00
Tax Loss carried forward recouped	0.00
Closing Balance	<hr/> 547.55 <hr/>

Walls Family Super Fund

Statement of Taxable Income

For the year ended 30 June 2023

	2023
	\$
Benefits accrued as a result of operations	209,274.81
Less	
Increase in MV of investments	13,692.52
Tax Adjustment - Decline in value of depreciating assets (E1)	2,061.00
Realised Accounting Capital Gains	101,794.86
Accounting Trust Distributions	5,467.66
Non Taxable Contributions	32,046.00
Tax Adjustment - Capital Works Expenditure (D1)	2,528.00
	<u>157,590.04</u>
Add	
Franking Credits	1,074.63
Foreign Credits	198.92
Net Capital Gains	72,402.00
Credit for Tax Withheld - Foreign resident withholding	182.61
Taxable Trust Distributions	2,364.05
Distributed Foreign income	1,263.90
	<u>77,486.11</u>
SMSF Annual Return Rounding	(3.88)
Taxable Income or Loss	<u>129,167.00</u>
Income Tax on Taxable Income or Loss	19,375.05
Less	
Franking Credits	1,074.63
Foreign Credits	198.92
Credit for Tax Withheld - Foreign resident withholding	182.61
CURRENT TAX OR REFUND	<u>17,918.89</u>
Supervisory Levy	259.00
Income Tax Instalments Raised	(6,108.00)
AMOUNT DUE OR REFUNDABLE	<u>12,069.89</u>

Walls Family Super Fund

General Ledger

As at 30 June 2023

Transaction Date	Description	Units	Debit	Credit	Balance \$
Distributions Received (23800)					
<u>Dimensional 2 Yr Sus Fxd Int Tr AUD (DFA0002AU2)</u>					
30/06/2023	DFA0002AU			171.14	171.14 CR
				171.14	171.14 CR
<u>Dimensional 5 Yr Div Fxd Int AUD Us (DFA0108AU2)</u>					
30/06/2023	DFA0108AU			251.20	251.20 CR
				251.20	251.20 CR
<u>SGH ICE (ETL0062AU1)</u>					
30/06/2023	ETL0062AU			48.74	48.74 CR
				48.74	48.74 CR
<u>Colchester Glob Govt Bd Fd Class I (ETL5525AU3)</u>					
30/06/2023	ETL5525AU			125.13	125.13 CR
				125.13	125.13 CR
<u>Fidelity Asia Fd (FID0010AU2)</u>					
30/06/2023	FID0010AU			238.84	238.84 CR
				238.84	238.84 CR
<u>Ardea Real Outcome Fund (HOW0098AU3)</u>					
30/06/2023	HOW0098AU			48.06	48.06 CR
				48.06	48.06 CR
<u>Ishares Core Composite Bond Etf (IAF.AX)</u>					
19/10/2022	IAF PAYMENT OCT22/00803118 DVND 56 [System Matched Income Data]			31.07	31.07 CR
				31.07	31.07 CR
<u>Investors Mutual Concentrated Au Sh (IML0010AU3)</u>					
30/06/2023	IML0010AU			400.83	400.83 CR
				400.83	400.83 CR
<u>Ishares Core S&p/asx 200 Etf (IOZ.AX1)</u>					
30/06/2023	IOZ			745.78	745.78 CR
				745.78	745.78 CR
<u>Ishares Enhanced Cash Etf (ISEC.AX1)</u>					
30/06/2023	ISEC			45.88	45.88 CR
				45.88	45.88 CR
<u>Ishares Core Msci World Ex Australia Esg Etf (IWLD.AX1)</u>					
30/06/2023	IWLD			372.41	372.41 CR
				372.41	372.41 CR
<u>Antares Elite Opportunities Fund (PPL0115AU3)</u>					
30/06/2023	Dist'n - PPL0115AU			509.98	509.98 CR
				509.98	509.98 CR
<u>Pendal Focus Aust Share Fund (RFA0059AU3)</u>					
30/06/2023	RFA0059AU			1,309.43	1,309.43 CR
				1,309.43	1,309.43 CR
<u>Schroder Global Value Fund W/C (SCH0030AU3)</u>					
30/06/2023	SCH0030AU			553.13	553.13 CR
				553.13	553.13 CR

Walls Family Super Fund

General Ledger

As at 30 June 2023

Transaction Date	Description	Units	Debit	Credit	Balance \$
<u>Spdr S&p/asx 200 Fund (STW.AX)</u>					
14/10/2022	STW DST 001284983765 DVND 56 [System Matched Income Data]			270.95	270.95 CR
				270.95	270.95 CR
<u>ClrBrdge RARE Infra Inme Fd A (TGP0016AU2)</u>					
30/06/2023	TGP0016AU			345.09	345.09 CR
				345.09	345.09 CR
Dividends Received (23900)					
<u>Bank Of Queensland Limited. (BOQ.AX)</u>					
17/11/2022	BOQ FNL DIV 001285537514 DVND 56 [System Matched Income Data]			272.40	272.40 CR
				272.40	272.40 CR
<u>Vanguard All-world Ex-us Shares Index Etf (VEU.AX)</u>					
20/07/2022	VEU DIVIDEND VEU50/00811369 DVND 56 [Amount Receivable ref 205552759]			147.95	147.95 CR
18/10/2022	VEU DIVIDEND VEU51/00811211 DVND 56 [System Matched Income Data]			72.00	219.95 CR
				219.95	219.95 CR
<u>Vanguard Us Total Market Shares Index Etf (VTS.AX)</u>					
22/07/2022	VTS DIVIDEND VTS50/00813899 DVND 56 [Amount Receivable ref 205552765]			96.10	96.10 CR
24/10/2022	VTS DIVIDEND VTS51/00813776 DVND 56 [System Matched Income Data]			110.07	206.17 CR
				206.17	206.17 CR
Contributions (24200)					
<u>(Contributions) Walls. Jeffrey Carlyle - Accumulation (WALJEF00001A)</u>					
01/07/2022	Direct Credit ATO ATO001000016747111			923.08	923.08 CR
16/07/2022	BANK OF QLD Super policies			1,200.00	2,123.08 CR
22/07/2022	Direct Credit ATO ATO006000016525087			1,384.62	3,507.70 CR
16/08/2022	BANK OF QLD Super policies			1,200.00	4,707.70 CR
26/08/2022	Direct Credit ATO ATO002000017195784 - PERSONAL SUPER CONTRIBUTIONS			969.22	5,676.92 CR
16/09/2022	BANK OF QLD Super policies			1,200.00	6,876.92 CR
05/10/2022	Direct Credit ATO ATO003000017310285 - PERSONAL SUPER CONTRIBUTIONS			969.23	7,846.15 CR
16/10/2022	BANK OF QLD Super policies			1,200.00	9,046.15 CR
21/10/2022	Direct Credit ATO ATO004000017032329 - PERSONAL SUPER CONTRIBUTIONS			1,494.23	10,540.38 CR
16/11/2022	BANK OF QLD Super policies			1,200.00	11,740.38 CR
21/11/2022	Direct Credit ATO ATO005000017333496 - PERSONAL SUPER CONTRIBUTIONS			969.23	12,709.61 CR
16/12/2022	BANK OF QLD Super policies			1,200.00	13,909.61 CR
05/01/2023	Direct Credit ATO ATO001100017119819 - PERSONAL SUPER CONTRIBUTIONS			969.22	14,878.83 CR
16/01/2023	BANK OF QLD SUPER POLICIES 50			2,000.00	16,878.83 CR
20/01/2023	Direct Credit ATO ATO006000017540042 - PERSONAL SUPER CONTRIBUTIONS			1,978.84	18,857.67 CR
16/02/2023	BANK OF QLD SUPER POLICIES 50			2,000.00	20,857.67 CR
22/02/2023	Direct Credit ATO			969.24	21,826.91 CR

Walls Family Super Fund

General Ledger

As at 30 June 2023

Transaction Date	Description	Units	Debit	Credit	Balance \$
	ATO009000017580088				
16/03/2023	BANK OF QLD SUPER POLICIES 50			2,000.00	23,826.91 CR
23/03/2023	Direct Credit ATO ATO001000018143599 - PERSONAL SUPER CONTRIBUTIONS			969.22	24,796.13 CR
24/04/2023	Direct Credit ATO ATO001100017364877			1,231.72	26,027.85 CR
27/06/2023	TFR FROM 023116674 + VADIVA's (Renee's company) employee contributions \$1,243.85			18,421.85	44,449.70 CR
				44,449.70	44,449.70 CR
<u>(Contributions) Walls, Renee Margaret - Accumulation (WALREN00001A)</u>					
26/07/2022	ASIC Fee (2022) paid out of pocekt			56.00	56.00 CR
04/11/2022	Direct Credit SuperChoice P/ L PC311022-106547770			1,572.50	1,628.50 CR
27/01/2023	Direct Credit SuperChoice P/ L PC200123-197390873			1,365.00	2,993.50 CR
17/04/2023	BANK OF QLD SUPER POLICIES 50 + VADIVA's (Renee's company) employee contributions \$553.08			2,000.00	4,993.50 CR
19/04/2023	Direct Credit SuperChoice P/ L PC130423-159851191			735.00	5,728.50 CR
16/05/2023	BANK OF QLD SUPER POLICIES 50			2,000.00	7,728.50 CR
16/06/2023	BANK OF QLD SUPER POLICIES 50			1,818.04	9,546.54 CR
20/06/2023	Direct Credit SuperChoice P/ L PC140623-126108255			441.55	9,988.09 CR
27/06/2023	TFR FROM 023116674 + VADIVA's (Renee's company) employee contributions \$1,243.85			54,078.15	64,066.24 CR
				64,066.24	64,066.24 CR
Changes in Market Values of Investments (24700)					
<u>Changes in Market Values of Investments (24700)</u>					
17/10/2022	As from the commencement of trading on Monday, 17 October 2022, the abovementioned company was removed from the Official List pursuant to Listing rule 17.12. (LAN.AX)		1,696.97		1,696.97 DR
17/10/2022	Unrealised Gain writeback as at 17/10/2022 (LAN.AX)			1,356.01	340.96 DR
24/11/2022	AUSIEX TRUST S ISO 39691158-00 50 (ISO.AX)		950.00		1,290.96 DR
24/11/2022	AUSIEX TRUST S FLT 39691028-00 50 (FLT.AX)		547.12		1,838.08 DR
24/11/2022	AUSIEX TRUST S BOQ 39690934-00 50 (BOQ.AX)		1,723.71		3,561.79 DR
24/11/2022	AUSIEX TRUST S DJRE 39691005-00 50 (DJRE.AX)		1,633.40		5,195.19 DR
24/11/2022	AUSIEX TRUST S IAF 39691155-00 50 (IAF.AX)		1,148.00		6,343.19 DR
24/11/2022	AUSIEX TRUST S MICH 39691159-00 50 (MICH.AX)		730.40		7,073.59 DR
24/11/2022	AUSIEX TRUST S PIXX 39691163-00 50 (PIXX.AX)		542.00		7,615.59 DR
24/11/2022	AUSIEX TRUST S STW 39691164-00 50 (Auto reprocessed due to distribution entered / deleted on 14/10/2022) (STW.AX)			2,352.07	5,263.52 DR
24/11/2022	AUSIEX TRUST S MGOC 39691157-00 50 (MGOC.AX)		428.28		5,691.80 DR
24/11/2022	AUSIEX TRUST S VEU 39691166-00 50 (VEU.AX)			1,390.88	4,300.92 DR
24/11/2022	AUSIEX TRUST S MVW 39691160-00 50 (MVW.AX)		474.13		4,775.05 DR
24/11/2022	AUSIEX TRUST S VTS 39691236-00 50			14,033.72	9,258.67 CR

Walls Family Super Fund

General Ledger

As at 30 June 2023

Transaction Date	Description	Units	Debit	Credit	Balance \$
	(VTS.AX)				
24/11/2022	Unrealised Gain writeback as at 24/11/2022 (BOQ.AX)			2,448.98	11,707.65 CR
24/11/2022	Unrealised Gain writeback as at 24/11/2022 (DJRE.AX)			1,566.40	13,274.05 CR
24/11/2022	Unrealised Gain writeback as at 24/11/2022 (FLT.AX)		252.24		13,021.81 CR
24/11/2022	Unrealised Gain writeback as at 24/11/2022 (IAF.AX)			1,164.40	14,186.21 CR
24/11/2022	Unrealised Gain writeback as at 24/11/2022 (ISO.AX)			1,030.00	15,216.21 CR
24/11/2022	Unrealised Gain writeback as at 24/11/2022 (MGOC.AX)			1,059.56	16,275.77 CR
24/11/2022	Unrealised Gain writeback as at 24/11/2022 (MICH.AX)			251.80	16,527.57 CR
24/11/2022	Unrealised Gain writeback as at 24/11/2022 (MVW.AX)			2,267.66	18,795.23 CR
24/11/2022	Unrealised Gain writeback as at 24/11/2022 (PIXX.AX)			1,107.40	19,902.63 CR
24/11/2022	Unrealised Gain writeback as at 24/11/2022 (VEU.AX)		627.24		19,275.39 CR
24/11/2022	Unrealised Gain writeback as at 24/11/2022 (VTS.AX)		10,896.08		8,379.31 CR
24/11/2022	Unrealised Gain writeback as at 24/11/2022 (STW.AX)		926.29		7,453.02 CR
06/02/2023	S IOZ 22.00 (Auto reprocessed due to distribution entered / deleted on 30/06/2023) (IOZ.AX)			29.57	7,482.59 CR
07/02/2023	S DFA0009AU 23.04 (DFA0009AU)			45.03	7,527.62 CR
07/02/2023	S ETL0130AU 13,563.74 (ETL0130AU)		432.86		7,094.76 CR
06/03/2023	S IWLD 121.00 (Auto reprocessed due to distribution entered / deleted on 30/06/2023) (IWLD.AX)			223.47	7,318.23 CR
07/03/2023	S DFA0009AU 117.99 (DFA0009AU)			146.87	7,465.10 CR
07/03/2023	S FID0010AU 17.36 (FID0010AU)			27.14	7,492.24 CR
07/03/2023	S HOW0098AU 479.93 (Auto reprocessed due to distribution entered / deleted on 30/06/2023) (HOW0098AU)			1.00	7,493.24 CR
07/03/2023	S SCH0030AU 924.94 (Auto reprocessed due to distribution entered / deleted on 30/06/2023) (SCH0030AU)			36.99	7,530.23 CR
17/03/2023	S IWLD 7.00 (Auto reprocessed due to distribution entered / deleted on 30/06/2023) (IWLD.AX)			10.90	7,541.13 CR
20/03/2023	S ETL0062AU 6,252.19 (Auto reprocessed due to distribution entered / deleted on 30/06/2023) (ETL0062AU)		322.62		7,218.51 CR
20/03/2023	S HOW0098AU 901.97 (Auto reprocessed due to distribution entered / deleted on 30/06/2023) (HOW0098AU)			30.39	7,248.90 CR
20/03/2023	S PPL0115AU 4,187.30 (Auto reprocessed due to distribution entered / deleted on 30/06/2023) (PPL0115AU)		90.43		7,158.47 CR
20/03/2023	S RFA0059AU 2,307.25 (Auto reprocessed due to distribution entered / deleted on 30/06/2023) (RFA0059AU)		144.22		7,014.25 CR
20/03/2023	S TGP0016AU 199.10 (Auto reprocessed due to distribution entered / deleted on 30/06/2023) (TGP0016AU)		10.59		7,003.66 CR
31/03/2023	Revaluation - 30/03/2023 @ \$18.530000 (System Price) - 478.000000 Units on hand (FLT.AX)			559.26	7,562.92 CR
31/03/2023	Revaluation - 30/03/2023 @ \$2.810000 (System Price) - 3,240.000000 Units on hand (MICH.AX)		648.00		6,914.92 CR
31/03/2023	Revaluation - 30/03/2023 @ \$33.630000 (System Price) - 581.000000 Units on hand (MVW.AX)			1,812.72	8,727.64 CR

Walls Family Super Fund

General Ledger

As at 30 June 2023

Transaction Date	Description	Units	Debit	Credit	Balance \$
31/03/2023	Revaluation - 30/03/2023 @ \$78.840000 (System Price) - 248.000000 Units on hand (VEU.AX)			1,589.68	10,317.32 CR
31/03/2023	Revaluation - 30/03/2023 @ \$4.980000 (System Price) - 2,460.000000 Units on hand (PIXX.AX)			1,377.60	11,694.92 CR
31/03/2023	Revaluation - 30/03/2023 @ \$6.510000 (System Price) - 1,135.000000 Units on hand (BOQ.AX)		181.60		11,513.32 CR
31/03/2023	Revaluation - 30/03/2023 @ \$102.570000 (System Price) - 90.000000 Units on hand (IAF.AX)			267.30	11,780.62 CR
31/03/2023	Revaluation - 30/03/2023 @ \$4.340000 (System Price) - 1,500.000000 Units on hand (ISO.AX)		60.00		11,720.62 CR
31/03/2023	Revaluation - 30/03/2023 @ \$299.250000 (System Price) - 125.000000 Units on hand (VTS.AX)			3,216.25	14,936.87 CR
31/03/2023	Revaluation - 30/03/2023 @ \$64.460000 (System Price) - 251.000000 Units on hand (STW.AX)			1,255.00	16,191.87 CR
31/03/2023	Revaluation - 30/03/2023 @ \$18.640000 (System Price) - 420.000000 Units on hand (DJRE.AX)		541.80		15,650.07 CR
31/03/2023	Revaluation - 30/03/2023 @ \$2.440000 (System Price) - 7,292.000000 Units on hand (MGOC.AX)			875.04	16,525.11 CR
12/04/2023	sale of unit 7 (7/48FLINDERS)			94,341.56	110,866.67 CR
12/04/2023	Unrealised Gain writeback as at 12/04/2023 (7/48FLINDERS)			8,470.95	119,337.62 CR
30/06/2023	Revaluation - 30/06/2023 @ \$9.483200 (Custom) - 1,743,684500 Units on hand (DFA0108AU)		203.15		119,134.47 CR
30/06/2023	Revaluation - 30/06/2023 @ \$28.140000 (Custom) - 604,629300 Units on hand (DFA0009AU)			1,568.03	120,702.50 CR
30/06/2023	Revaluation - 30/06/2023 @ \$24.207200 (Custom) - 642,538500 Units on hand (FID0010AU)			455.98	121,158.48 CR
30/06/2023	Revaluation - 30/06/2023 @ \$0.000000 - 0.000000 Units on hand (VEU.AX)		1,589.68		119,568.80 CR
30/06/2023	Revaluation - 30/06/2023 @ \$45.840000 (Custom) - 307.000000 Units on hand (IWLD.AX)			2,078.48	121,647.28 CR
30/06/2023	Revaluation - 30/06/2023 @ \$2.036000 (Custom) - 12,367.778900 Units on hand (IML0010AU)			346.08	121,993.36 CR
30/06/2023	Revaluation - 30/06/2023 @ \$0.000000 - 0.000000 Units on hand (IAF.AX)		267.30		121,726.06 CR
30/06/2023	Revaluation - 30/06/2023 @ \$9.732900 (Custom) - 908,787000 Units on hand (DFA0002AU)		79.69		121,646.37 CR
30/06/2023	Revaluation - 30/06/2023 @ \$1.371600 (Custom) - 8,141.250000 Units on hand (TGP0016AU)		397.57		121,248.80 CR
30/06/2023	Revaluation - 30/06/2023 @ \$1.268300 (Custom) - 6,110.360100 Units on hand (PPL0115AU)		154.59		121,094.21 CR
30/06/2023	Revaluation - 30/06/2023 @ \$1.165900 (Custom) - 26,429.262800 Units on hand (SCH0030AU)			1,752.73	122,846.94 CR
30/06/2023	Revaluation - 30/06/2023 @ \$0.000000 - 0.000000 Units on hand (STW.AX)		1,255.00		121,591.94 CR
30/06/2023	Revaluation - 30/06/2023 @ \$0.000000 - 0.000000 Units on hand (DJRE.AX)			541.80	122,133.74 CR
30/06/2023	Revaluation - 30/06/2023 @ \$0.000000 - 0.000000 Units on hand (MGOC.AX)		875.04		121,258.70 CR
30/06/2023	Revaluation - 30/06/2023 @ \$29.170000 (Custom) - 1,089.000000 Units on hand (IOZ.AX)			234.35	121,493.05 CR

Walls Family Super Fund

General Ledger

As at 30 June 2023

Transaction Date	Description	Units	Debit	Credit	Balance \$
30/06/2023	Revaluation - 30/06/2023 @ \$0.000000 - 0.000000 Units on hand (FLT.AX)		559.26		120,933.79 CR
30/06/2023	Revaluation - 30/06/2023 @ \$0.000000 - 0.000000 Units on hand (MICH.AX)			648.00	121,581.79 CR
30/06/2023	Revaluation - 30/06/2023 @ \$0.000000 - 0.000000 Units on hand (7/48FLINDERS)		90.91		121,490.88 CR
30/06/2023	Revaluation - 30/06/2023 @ \$0.000000 - 0.000000 Units on hand (MVW.AX)		1,812.72		119,678.16 CR
30/06/2023	Revaluation - 30/06/2023 @ \$0.000000 - 0.000000 Units on hand (PIXX.AX)		1,377.60		118,300.56 CR
30/06/2023	Revaluation - 30/06/2023 @ \$2.286700 (Custom) - 9,313.188200 Units on hand (RFA0059AU)		254.80		118,045.76 CR
30/06/2023	Revaluation - 30/06/2023 @ \$0.884700 (Custom) - 18,799.956700 Units on hand (HOW0098AU)			455.62	118,501.38 CR
30/06/2023	Revaluation - 30/06/2023 @ \$0.000000 - 0.000000 Units on hand (BOQ.AX)			181.60	118,682.98 CR
30/06/2023	Revaluation - 30/06/2023 @ \$0.805700 (Custom) - 6,866.366700 Units on hand (ETL5525AU)		37.08		118,645.90 CR
30/06/2023	Revaluation - 30/06/2023 @ \$0.000000 - 0.000000 Units on hand (ISO.AX)			60.00	118,705.90 CR
30/06/2023	Revaluation - 30/06/2023 @ \$0.000000 - 0.000000 Units on hand (VTS.AX)		3,216.25		115,489.65 CR
30/06/2023	Revaluation - 30/06/2023 @ \$100.690000 (Custom) - 22.000000 Units on hand (ISEC.AX)		2.27		115,487.38 CR
			37,180.89	152,668.27	115,487.38 CR

Interest Received (25000)

Macquarie Cash Management Account (970149555)

29/07/2022	MACQUARIE CMA INTEREST PAID INTR 73			3.59	3.59 CR
31/08/2022	MACQUARIE CMA INTEREST PAID INTR 73			8.74	12.33 CR
30/09/2022	MACQUARIE CMA INTEREST PAID INTR 73			11.31	23.64 CR
31/10/2022	MACQUARIE CMA INTEREST PAID INTR 73			15.27	38.91 CR
30/11/2022	MACQUARIE CMA INTEREST PAID INTR 73			115.80	154.71 CR
30/12/2022	MACQUARIE CMA INTEREST PAID INTR 73			27.50	182.21 CR
31/01/2023	MACQUARIE CMA INTEREST PAID INTR 73			21.18	203.39 CR
28/02/2023	MACQUARIE CMA INTEREST PAID INTR 73			20.63	224.02 CR
31/03/2023	MACQUARIE CMA INTEREST PAID INTR 73			27.20	251.22 CR
28/04/2023	MACQUARIE CMA INTEREST PAID INTR 73			27.58	278.80 CR
31/05/2023	MACQUARIE CMA INTEREST PAID INTR 73			59.70	338.50 CR
30/06/2023	MACQUARIE CMA INTEREST PAID INTR 73			771.47	1,109.97 CR
				1,109.97	1,109.97 CR

BOQ Superannuation Savings Acc 21627075 (BQL21627075)

31/07/2022	INTEREST PAYMENT SYSTEM GENERATED *			32.61	32.61 CR
31/08/2022	INTEREST PAYMENT SYSTEM GENERATED *			37.62	70.23 CR
30/09/2022	INTEREST PAYMENT SYSTEM GENERATED *			50.75	120.98 CR
31/10/2022	INTEREST PAYMENT SYSTEM GENERATED *			56.97	177.95 CR
30/11/2022	INTEREST PAYMENT SYSTEM GENERATED *			52.36	230.31 CR

Walls Family Super Fund

General Ledger

As at 30 June 2023

Transaction Date	Description	Units	Debit	Credit	Balance \$
31/12/2022	INTEREST PAYMENT SYSTEM GENERATED *			73.82	304.13 CR
31/01/2023	INTEREST PAYMENT SYSTEM GENERATED *			87.51	391.64 CR
28/02/2023	INTEREST PAYMENT SYSTEM GENERATED *			79.87	471.51 CR
31/03/2023	INTEREST PAYMENT SYSTEM GENERATED *			104.69	576.20 CR
30/04/2023	INTEREST PAYMENT SYSTEM GENERATED *			107.06	683.26 CR
30/04/2023	INTEREST WITHHELD		50.32		632.94 CR
31/05/2023	INTEREST PAYMENT SYSTEM GENERATED *			122.99	755.93 CR
31/05/2023	INTEREST WITHHELD		57.81		698.12 CR
29/06/2023	WITHHOLDING TAX ADJUSTMENT			108.13	806.25 CR
29/06/2023	INTEREST PAYMENT SYSTEM GENERATED *			124.04	930.29 CR
			108.13	1,038.42	930.29 CR
NetWealth Acc WRAP 077596 (WRAP077596)					
31/12/2022	Interest			278.51	278.51 CR
31/12/2022	Interest			36.68	315.19 CR
31/01/2023	Interest			6.66	321.85 CR
31/01/2023	Interest			11.15	333.00 CR
28/02/2023	Interest			6.34	339.34 CR
28/02/2023	Interest			18.71	358.05 CR
31/03/2023	Interest			7.48	365.53 CR
31/03/2023	Interest			16.20	381.73 CR
30/04/2023	Interest			7.31	389.04 CR
30/04/2023	Interest			11.67	400.71 CR
31/05/2023	Interest			7.89	408.60 CR
31/05/2023	Interest			13.70	422.30 CR
30/06/2023	Interest			8.03	430.33 CR
30/06/2023	Interest			14.26	444.59 CR
				444.59	444.59 CR
Other Investment Profit/(Loss) (26500)					
NetWealth Acc WRAP 077596 (WRAP077596)					
01/02/2023	Fund Manager Fee Rebate			0.77	0.77 CR
02/02/2023	Fund Manager Fee Rebate			0.64	1.41 CR
09/02/2023	Fund Manager Fee Rebate			0.57	1.98 CR
15/02/2023	Fund Manager Fee Rebate			1.26	3.24 CR
16/03/2023	Fund Manager Fee Rebate			0.36	3.60 CR
11/05/2023	Fund Manager Fee Rebate			5.19	8.79 CR
17/05/2023	Fund Manager Fee Rebate			5.15	13.94 CR
17/05/2023	Fund Manager Fee Rebate			5.92	19.86 CR
24/05/2023	Fund Manager Fee Rebate			8.34	28.20 CR
25/05/2023	Fund Manager Fee Rebate			6.46	34.66 CR
15/06/2023	Fund Manager Fee Rebate			3.62	38.28 CR
				38.28	38.28 CR
Rental Income (28000)					
Rent Received - 7/48 Flinders Parade, North Lakes (000021)					
05/07/2022	Direct Credit AIR CONDITIONI NG			1,752.34	1,752.34 CR

Walls Family Super Fund

General Ledger

As at 30 June 2023

Transaction Date	Description	Units	Debit	Credit	Balance \$
	ACDTRADE				
01/08/2022	Direct Credit AIR CONDITIONI NG ACDTRADE			1,752.34	3,504.68 CR
01/09/2022	Direct Credit AIR CONDITIONI NG ACDTRADE			1,752.34	5,257.02 CR
16/11/2022	BANK OF QLD SHED LEASE 50			1,674.00	6,931.02 CR
16/12/2022	BANK OF QLD SHED LEASE 50			1,674.00	8,605.02 CR
16/01/2023	BANK OF QLD SHED LEASE 50			1,674.00	10,279.02 CR
16/02/2023	BANK OF QLD SHED LEASE 50			1,674.00	11,953.02 CR
16/03/2023	BANK OF QLD SHED LEASE 50			1,674.00	13,627.02 CR
17/04/2023	BANK OF QLD SHED LEASE 50			1,674.00	15,301.02 CR
16/05/2023	BANK OF QLD SHED LEASE 50			1,674.00	16,975.02 CR
30/06/2023	move acc		16,975.02		0.00 DR
			16,975.02	16,975.02	0.00 DR
	<u>7/48 Flinders Parade, North Lakes (7/48FLINDERS)</u>				
30/06/2023	move acc			16,975.02	16,975.02 CR
				16,975.02	16,975.02 CR
	Accountancy Fees (30100)				
	<u>Accountancy Fees (30100)</u>				
06/09/2022	PAY ANYONE TO Herron Accountants 124185 021374214		297.00		297.00 DR
21/11/2022	PAY ANYONE TO Herron Accountants 124185 021374214		330.00		627.00 DR
08/02/2023	PAY ANYONE TO Herron Accountants 124185 021374214		352.00		979.00 DR
13/04/2023	PAY ANYONE TO Herron Accountants 124185 021374214		3,466.84		4,445.84 DR
13/04/2023	Auditor Fee			385.00	4,060.84 DR
30/05/2023	PAY ANYONE TO Herron Accountants 124185 021374214		599.50		4,660.34 DR
			5,045.34	385.00	4,660.34 DR
	ATO Supervisory Levy (30400)				
	<u>ATO Supervisory Levy (30400)</u>				
18/04/2023	Direct Credit ATO ATO002000018046847		259.00		259.00 DR
			259.00		259.00 DR
	Auditor's Remuneration (30700)				
	<u>Auditor's Remuneration (30700)</u>				
13/04/2023	Auditor Fee		385.00		385.00 DR
			385.00		385.00 DR
	ASIC Fees (30800)				
	<u>ASIC Fees (30800)</u>				
02/06/2023	BPAY IB2-96085464	ASIC	59.00		59.00 DR
			59.00		59.00 DR
	Advisor Fees (30900)				
	<u>Advisor Fees (30900)</u>				
07/07/2022	321701 ONGOINGFE 46		194.12		194.12 DR
05/08/2022	321701 ONGOINGFE 46		194.12		388.24 DR
07/09/2022	321701 ONGOINGFE 46		194.12		582.36 DR
07/10/2022	321701 ONGOINGFE 46		194.12		776.48 DR

Walls Family Super Fund

General Ledger

As at 30 June 2023

Transaction Date	Description	Units	Debit	Credit	Balance \$
07/11/2022	321701 ONGOINGFE 46		194.12		970.60 DR
07/12/2022	321701 ONGOINGFE 46		194.12		1,164.72 DR
06/01/2023	321701 ONGOINGFE 46		194.12		1,358.84 DR
07/02/2023	321701 ONGOINGFE 46		194.12		1,552.96 DR
07/03/2023	321701 ONGOINGFE 46		194.12		1,747.08 DR
06/04/2023	321701 ONGOINGFE 46		194.12		1,941.20 DR
05/05/2023	321701 ONGOINGFE 46		194.12		2,135.32 DR
05/06/2023	321701 ONGOINGFE 46		271.78		2,407.10 DR
			2,407.10		2,407.10 DR
Bank Charges (31500)					
<u>Bank Charges (31500)</u>					
30/09/2022	INTERNET PAY ANYONE FEE		0.65		0.65 DR
30/11/2022	INTERNET PAY ANYONE FEE		1.95		2.60 DR
28/02/2023	INTERNET PAY ANYONE FEE		0.65		3.25 DR
31/03/2023	INTERNET PAY ANYONE FEE		1.30		4.55 DR
30/04/2023	INTERNET PAY ANYONE FEE		1.30		5.85 DR
31/05/2023	INTERNET PAY ANYONE FEE		0.65		6.50 DR
			6.50		6.50 DR
Life Insurance Premiums (39000)					
<u>(Life Insurance Premiums) Walls, Jeffrey Carlyle - Accumulation (WALJEF00001A)</u>					
13/07/2022	Direct Debit ZURICH LIFE M042644 3F		1,764.80		1,764.80 DR
25/07/2022	Direct Debit ZURICH LIFE M042645 3C		248.19		2,012.99 DR
15/08/2022	Direct Debit ZURICH LIFE M042644 3F		1,764.80		3,777.79 DR
25/08/2022	Direct Debit ZURICH LIFE M042645 3C		248.19		4,025.98 DR
13/09/2022	Direct Debit ZURICH LIFE M042644 3F		1,764.80		5,790.78 DR
26/09/2022	Direct Debit ZURICH LIFE M042645 3C		248.19		6,038.97 DR
13/10/2022	Direct Debit ZURICH LIFE M042644 3F		1,764.80		7,803.77 DR
25/10/2022	Direct Debit ZURICH LIFE M042645 3C		248.19		8,051.96 DR
14/11/2022	Direct Debit ZURICH LIFE M042644 3F		1,764.80		9,816.76 DR
25/11/2022	Direct Debit ZURICH LIFE M042645 3C		248.19		10,064.95 DR
13/12/2022	Direct Debit ZURICH LIFE M042644 3F		1,764.80		11,829.75 DR
28/12/2022	Direct Debit ZURICH LIFE M042645 3C		248.19		12,077.94 DR
13/01/2023	ZURICH LIFE 5102018 35 13		312.68		12,390.62 DR
13/01/2023	ZURICH LIFE 5102017 35 13		385.94		12,776.56 DR
13/01/2023	ZURICH LIFE 4102017 35 13		1,066.18		13,842.74 DR
25/01/2023	ZURICH LIFE 4102018 35 13		248.19		14,090.93 DR
13/02/2023	ZURICH LIFE 5102018 35 13		312.68		14,403.61 DR
13/02/2023	ZURICH LIFE 5102017 35 13		385.94		14,789.55 DR
13/02/2023	ZURICH LIFE 4102017 35 13		1,066.18		15,855.73 DR
27/02/2023	ZURICH LIFE 4102018 35 13		291.98		16,147.71 DR
13/03/2023	ZURICH LIFE 5102018 35 13		312.68		16,460.39 DR
13/03/2023	ZURICH LIFE 5102017 35 13		481.94		16,942.33 DR

Walls Family Super Fund

General Ledger

As at 30 June 2023

Transaction Date	Description	Units	Debit	Credit	Balance \$
13/03/2023	ZURICH LIFE 4102017 35 13		1,066.18		18,008.51 DR
27/03/2023	ZURICH LIFE 4102018 35 13		291.98		18,300.49 DR
13/04/2023	ZURICH LIFE 5102018 35 13		368.30		18,668.79 DR
13/04/2023	ZURICH LIFE 5102017 35 13		481.94		19,150.73 DR
13/04/2023	ZURICH LIFE 4102017 35 13		1,309.14		20,459.87 DR
26/04/2023	ZURICH LIFE 4102018 35 13		291.98		20,751.85 DR
15/05/2023	ZURICH LIFE 5102018 35 13		368.30		21,120.15 DR
15/05/2023	ZURICH LIFE 5102017 35 13		481.94		21,602.09 DR
15/05/2023	ZURICH LIFE 4102017 35 13		1,309.14		22,911.23 DR
25/05/2023	ZURICH LIFE 4102018 35 13		291.98		23,203.21 DR
13/06/2023	ZURICH LIFE 5102018 35 13		368.30		23,571.51 DR
13/06/2023	ZURICH LIFE 5102017 35 13		481.94		24,053.45 DR
13/06/2023	ZURICH LIFE 4102017 35 13		1,309.14		25,362.59 DR
26/06/2023	ZURICH LIFE 4102018 35 13		291.98		25,654.57 DR
30/06/2023	Renee Life Insurance			8,212.51	17,442.06 DR
			25,654.57	8,212.51	17,442.06 DR
<u>(Life Insurance Premiums) Walls, Renee Margaret - Accumulation (WALREN00001A)</u>					
30/06/2023	Renee Life Insurance		5,015.28		5,015.28 DR
30/06/2023	Renee Life Insurance		3,197.23		8,212.51 DR
			8,212.51		8,212.51 DR
Portfolio Management Fees (39900)					
<u>Portfolio Management Fees (39900)</u>					
31/12/2022	Administration Fees		64.47		64.47 DR
31/12/2022	Investment Management Fee		13.46		77.93 DR
31/01/2023	Administration Fees		67.57		145.50 DR
31/01/2023	Investment Management Fee		38.54		184.04 DR
28/02/2023	Administration Fees		62.06		246.10 DR
28/02/2023	Investment Management Fee		35.39		281.49 DR
31/03/2023	Administration Fees		67.78		349.27 DR
31/03/2023	Investment Management Fee		38.63		387.90 DR
30/04/2023	Administration Fees		66.68		454.58 DR
30/04/2023	Investment Management Fee		37.93		492.51 DR
31/05/2023	Administration Fees		68.82		561.33 DR
31/05/2023	Investment Management Fee		39.21		600.54 DR
30/06/2023	Administration Fees		66.87		667.41 DR
30/06/2023	Investment Management Fee		38.17		705.58 DR
			705.58		705.58 DR
Property Expenses - Council Rates (41960)					
<u>Council Rates (7/48FLINDERS)</u>					
28/08/2022	BPAY MBRC RATES IB2-34108236		622.43		622.43 DR
23/11/2022	BPAY MBRC RATES IB2-40135944		623.41		1,245.84 DR
20/01/2023	BPAY TO MBRC RATES BP		621.89		1,867.73 DR
21/04/2023	BPAY MBRC RATES IB2-32729884		620.80		2,488.53 DR
31/05/2023	as per Settlement Stt			204.66	2,283.87 DR
			2,488.53	204.66	2,283.87 DR

Walls Family Super Fund

General Ledger

As at 30 June 2023

Transaction Date	Description	Units	Debit	Credit	Balance \$
Property Expenses - Insurance Premium (41980)					
<u>7/48 Flinders Parade, North Lakes (7/48FLINDERS)</u>					
18/10/2022	BPAY IB2-79398132	IAA PTY LIMITED	378.17		378.17 DR
18/10/2022	BPAY IB2-79398132	IAA PTY LIMITED	27.53		405.70 DR
07/06/2023	Direct Credit Insurance Advise IA Refund-BPK cxl (Insurance Refund)			34.29	371.41 DR
07/06/2023	Direct Credit Insurance Advise IA Refund-BPK cxl (Insurance Refund)			3.39	368.02 DR
			405.70	37.68	368.02 DR
Property Expenses - Body Corporate Fees (42100)					
<u>7/48 Flinders Parade, North Lakes (7/48FLINDERS)</u>					
06/07/2022	BPAY IB2-61408303	DEFT PAYMENTS	768.18		768.18 DR
07/09/2022	BPAY IB2-10550840	DEFT PAYMENTS	698.75		1,466.93 DR
05/12/2022	BPAY IB2-82887424	DEFT PAYMENTS	698.75		2,165.68 DR
25/03/2023	BPAY IB2-93077756	DEFT PAYMENTS	730.17		2,895.85 DR
31/05/2023	as per Settlement Stt			240.72	2,655.13 DR
			2,895.85	240.72	2,655.13 DR
Property Expenses - Water Rates (42150)					
<u>7/48 Flinders Parade, North Lakes (7/48FLINDERS)</u>					
07/09/2022	BPAY IB2-10554220	UNITYWATER	229.06		229.06 DR
12/12/2022	BPAY IB2-23552096	UNITYWATER	243.38		472.44 DR
25/03/2023	BPAY IB2-93078716	UNITYWATER	240.77		713.21 DR
31/05/2023	as per Settlement Stt		235.52		948.73 DR
			948.73		948.73 DR
Income Tax Expense (48500)					
<u>Income Tax Expense (48500)</u>					
30/06/2023	Create Entries - Franking Credits Adjustment - 30/06/2023			1,074.63	1,074.63 CR
30/06/2023	Create Entries - Foreign Credits Adjustment - 30/06/2023			198.92	1,273.55 CR
30/06/2023	Create Entries - Foreign Resident Withholding Credit Adjustment - 30/06/2023			182.61	1,456.16 CR
30/06/2023	Create Entries - PDIT Entry - 30/06/2023		624.14		832.02 CR
30/06/2023	Create Entries - Income Tax Expense - 30/06/2023		19,375.05		18,543.03 DR
			19,999.19	1,456.16	18,543.03 DR
Profit/Loss Allocation Account (49000)					
<u>Profit/Loss Allocation Account (49000)</u>					
01/07/2022	System Member Journals		784.62		784.62 DR
13/07/2022	System Member Journals			1,500.08	715.46 CR
16/07/2022	System Member Journals		1,020.00		304.54 DR
22/07/2022	System Member Journals		1,176.93		1,481.47 DR
25/07/2022	System Member Journals			210.96	1,270.51 DR
26/07/2022	System Member Journals		47.60		1,318.11 DR
15/08/2022	System Member Journals			1,500.08	181.97 CR

Walls Family Super Fund

General Ledger

As at 30 June 2023

Transaction Date	Description	Units	Debit	Credit	Balance \$
16/08/2022	System Member Journals		1,020.00		838.03 DR
25/08/2022	System Member Journals			210.96	627.07 DR
26/08/2022	System Member Journals		823.84		1,450.91 DR
13/09/2022	System Member Journals			1,500.08	49.17 CR
16/09/2022	System Member Journals		1,020.00		970.83 DR
26/09/2022	System Member Journals			210.96	759.87 DR
05/10/2022	System Member Journals		823.85		1,583.72 DR
13/10/2022	System Member Journals			1,500.08	83.64 DR
16/10/2022	System Member Journals		1,020.00		1,103.64 DR
21/10/2022	System Member Journals		1,270.10		2,373.74 DR
25/10/2022	System Member Journals			210.96	2,162.78 DR
04/11/2022	System Member Journals		1,336.62		3,499.40 DR
14/11/2022	System Member Journals			1,500.08	1,999.32 DR
16/11/2022	System Member Journals		1,020.00		3,019.32 DR
21/11/2022	System Member Journals		823.85		3,843.17 DR
25/11/2022	System Member Journals			210.96	3,632.21 DR
13/12/2022	System Member Journals			1,500.08	2,132.13 DR
16/12/2022	System Member Journals		1,020.00		3,152.13 DR
28/12/2022	System Member Journals			210.96	2,941.17 DR
05/01/2023	System Member Journals		823.84		3,765.01 DR
13/01/2023	System Member Journals			265.78	3,499.23 DR
13/01/2023	System Member Journals			328.05	3,171.18 DR
13/01/2023	System Member Journals			906.25	2,264.93 DR
16/01/2023	System Member Journals		1,700.00		3,964.93 DR
20/01/2023	System Member Journals		1,682.01		5,646.94 DR
25/01/2023	System Member Journals			210.96	5,435.98 DR
27/01/2023	System Member Journals		1,160.25		6,596.23 DR
13/02/2023	System Member Journals			265.78	6,330.45 DR
13/02/2023	System Member Journals			328.05	6,002.40 DR
13/02/2023	System Member Journals			906.25	5,096.15 DR
16/02/2023	System Member Journals		1,700.00		6,796.15 DR
22/02/2023	System Member Journals		823.85		7,620.00 DR
27/02/2023	System Member Journals			248.18	7,371.82 DR
13/03/2023	System Member Journals			265.78	7,106.04 DR
13/03/2023	System Member Journals			409.65	6,696.39 DR
13/03/2023	System Member Journals			906.25	5,790.14 DR
16/03/2023	System Member Journals		1,700.00		7,490.14 DR
23/03/2023	System Member Journals		823.84		8,313.98 DR
27/03/2023	System Member Journals			248.18	8,065.80 DR
13/04/2023	System Member Journals			313.05	7,752.75 DR
13/04/2023	System Member Journals			409.65	7,343.10 DR
13/04/2023	System Member Journals			1,112.77	6,230.33 DR
17/04/2023	System Member Journals		1,700.00		7,930.33 DR
19/04/2023	System Member Journals		624.75		8,555.08 DR
24/04/2023	System Member Journals		1,046.96		9,602.04 DR
26/04/2023	System Member Journals			248.18	9,353.86 DR
15/05/2023	System Member Journals			313.05	9,040.81 DR

Walls Family Super Fund

General Ledger

As at 30 June 2023

Transaction Date	Description	Units	Debit	Credit	Balance \$
15/05/2023	System Member Journals			409.65	8,631.16 DR
15/05/2023	System Member Journals			1,112.77	7,518.39 DR
16/05/2023	System Member Journals		1,700.00		9,218.39 DR
25/05/2023	System Member Journals			248.18	8,970.21 DR
13/06/2023	System Member Journals			313.05	8,657.16 DR
13/06/2023	System Member Journals			409.65	8,247.51 DR
13/06/2023	System Member Journals			1,112.77	7,134.74 DR
16/06/2023	System Member Journals		1,545.33		8,680.07 DR
20/06/2023	System Member Journals		375.32		9,055.39 DR
26/06/2023	System Member Journals			248.18	8,807.21 DR
27/06/2023	System Member Journals		18,062.02		26,869.23 DR
27/06/2023	System Member Journals		48,369.87		75,239.10 DR
30/06/2023	System Member Journals			4,262.99	70,976.11 DR
30/06/2023	System Member Journals			2,717.65	68,258.46 DR
30/06/2023	System Member Journals		6,980.63		75,239.09 DR
30/06/2023	Create Entries - Profit/Loss Allocation - 30/06/2023		40,764.83		116,003.92 DR
30/06/2023	Create Entries - Profit/Loss Allocation - 30/06/2023		87,104.77		203,108.69 DR
30/06/2023	Create Entries - Income Tax Expense Allocation - 30/06/2023			3,945.76	199,162.93 DR
30/06/2023	Create Entries - Income Tax Expense Allocation - 30/06/2023			8,431.15	190,731.78 DR
			231,895.68	41,163.90	190,731.78 DR
Opening Balance (50010)					
<u>(Opening Balance) Walls, Jeffrey Carlyle - Accumulation (WALJEF00001A)</u>					
01/07/2022	Opening Balance				172,744.55 CR
01/07/2022	Close Period Journal			5,278.50	178,023.05 CR
				5,278.50	178,023.05 CR
<u>(Opening Balance) Walls, Renee Margaret - Accumulation (WALREN00001A)</u>					
01/07/2022	Opening Balance				176,778.19 CR
01/07/2022	Close Period Journal			202,672.13	379,450.32 CR
				202,672.13	379,450.32 CR
Contributions (52420)					
<u>(Contributions) Walls, Jeffrey Carlyle - Accumulation (WALJEF00001A)</u>					
01/07/2022	Opening Balance				26,573.30 CR
01/07/2022	System Member Journals			923.08	27,496.38 CR
01/07/2022	Close Period Journal		26,573.30		923.08 CR
16/07/2022	System Member Journals			1,200.00	2,123.08 CR
22/07/2022	System Member Journals			1,384.62	3,507.70 CR
16/08/2022	System Member Journals			1,200.00	4,707.70 CR
26/08/2022	System Member Journals			969.22	5,676.92 CR
16/09/2022	System Member Journals			1,200.00	6,876.92 CR
05/10/2022	System Member Journals			969.23	7,846.15 CR
16/10/2022	System Member Journals			1,200.00	9,046.15 CR
21/10/2022	System Member Journals			1,494.23	10,540.38 CR
16/11/2022	System Member Journals			1,200.00	11,740.38 CR
21/11/2022	System Member Journals			969.23	12,709.61 CR
16/12/2022	System Member Journals			1,200.00	13,909.61 CR

Walls Family Super Fund

General Ledger

As at 30 June 2023

Transaction Date	Description	Units	Debit	Credit	Balance \$
05/01/2023	System Member Journals			969.22	14,878.83 CR
16/01/2023	System Member Journals			2,000.00	16,878.83 CR
20/01/2023	System Member Journals			1,978.84	18,857.67 CR
16/02/2023	System Member Journals			2,000.00	20,857.67 CR
22/02/2023	System Member Journals			969.24	21,826.91 CR
16/03/2023	System Member Journals			2,000.00	23,826.91 CR
23/03/2023	System Member Journals			969.22	24,796.13 CR
24/04/2023	System Member Journals			1,231.72	26,027.85 CR
27/06/2023	System Member Journals			18,421.85	44,449.70 CR
			26,573.30	44,449.70	44,449.70 CR
<u>(Contributions) Walls, Renee Margaret - Accumulation (WALREN00001A)</u>					
01/07/2022	Opening Balance				220,905.61 CR
01/07/2022	Close Period Journal		220,905.61		0.00 DR
26/07/2022	System Member Journals			56.00	56.00 CR
04/11/2022	System Member Journals			1,572.50	1,628.50 CR
27/01/2023	System Member Journals			1,365.00	2,993.50 CR
17/04/2023	System Member Journals			2,000.00	4,993.50 CR
19/04/2023	System Member Journals			735.00	5,728.50 CR
16/05/2023	System Member Journals			2,000.00	7,728.50 CR
16/06/2023	System Member Journals			1,818.04	9,546.54 CR
20/06/2023	System Member Journals			441.55	9,988.09 CR
27/06/2023	System Member Journals			54,078.15	64,066.24 CR
			220,905.61	64,066.24	64,066.24 CR
Share of Profit/(Loss) (53100)					
<u>(Share of Profit/(Loss)) Walls, Jeffrey Carlyle - Accumulation (WALJEF00001A)</u>					
01/07/2022	Opening Balance				5,901.88 DR
01/07/2022	Close Period Journal			5,901.88	0.00 DR
30/06/2023	Create Entries - Profit/Loss Allocation - 30/06/2023			40,764.83	40,764.83 CR
				46,666.71	40,764.83 CR
<u>(Share of Profit/(Loss)) Walls, Renee Margaret - Accumulation (WALREN00001A)</u>					
01/07/2022	Opening Balance				9,081.33 DR
01/07/2022	Close Period Journal			9,081.33	0.00 DR
30/06/2023	Create Entries - Profit/Loss Allocation - 30/06/2023			87,104.77	87,104.77 CR
				96,186.10	87,104.77 CR
Income Tax (53330)					
<u>(Income Tax) Walls, Jeffrey Carlyle - Accumulation (WALJEF00001A)</u>					
01/07/2022	Opening Balance				2,840.68 CR
01/07/2022	Close Period Journal		2,840.68		0.00 DR
13/07/2022	System Member Journals			264.72	264.72 CR
25/07/2022	System Member Journals			37.23	301.95 CR
15/08/2022	System Member Journals			264.72	566.67 CR
25/08/2022	System Member Journals			37.23	603.90 CR
13/09/2022	System Member Journals			264.72	868.62 CR
26/09/2022	System Member Journals			37.23	905.85 CR
13/10/2022	System Member Journals			264.72	1,170.57 CR

Walls Family Super Fund

General Ledger

As at 30 June 2023

Transaction Date	Description	Units	Debit	Credit	Balance \$
25/10/2022	System Member Journals			37.23	1,207.80 CR
14/11/2022	System Member Journals			264.72	1,472.52 CR
25/11/2022	System Member Journals			37.23	1,509.75 CR
13/12/2022	System Member Journals			264.72	1,774.47 CR
28/12/2022	System Member Journals			37.23	1,811.70 CR
13/01/2023	System Member Journals			46.90	1,858.60 CR
13/01/2023	System Member Journals			57.89	1,916.49 CR
13/01/2023	System Member Journals			159.93	2,076.42 CR
25/01/2023	System Member Journals			37.23	2,113.65 CR
13/02/2023	System Member Journals			46.90	2,160.55 CR
13/02/2023	System Member Journals			57.89	2,218.44 CR
13/02/2023	System Member Journals			159.93	2,378.37 CR
27/02/2023	System Member Journals			43.80	2,422.17 CR
13/03/2023	System Member Journals			46.90	2,469.07 CR
13/03/2023	System Member Journals			72.29	2,541.36 CR
13/03/2023	System Member Journals			159.93	2,701.29 CR
27/03/2023	System Member Journals			43.80	2,745.09 CR
13/04/2023	System Member Journals			55.25	2,800.34 CR
13/04/2023	System Member Journals			72.29	2,872.63 CR
13/04/2023	System Member Journals			196.37	3,069.00 CR
26/04/2023	System Member Journals			43.80	3,112.80 CR
15/05/2023	System Member Journals			55.25	3,168.05 CR
15/05/2023	System Member Journals			72.29	3,240.34 CR
15/05/2023	System Member Journals			196.37	3,436.71 CR
25/05/2023	System Member Journals			43.80	3,480.51 CR
13/06/2023	System Member Journals			55.25	3,535.76 CR
13/06/2023	System Member Journals			72.29	3,608.05 CR
13/06/2023	System Member Journals			196.37	3,804.42 CR
26/06/2023	System Member Journals			43.80	3,848.22 CR
30/06/2023	System Member Journals		1,231.88		2,616.34 CR
30/06/2023	Create Entries - Income Tax Expense Allocation - 30/06/2023		3,945.76		1,329.42 DR
			8,018.32	3,848.22	1,329.42 DR
<u>(Income Tax) Walls, Renee Margaret - Accumulation (WALREN00001A)</u>					
01/07/2022	Opening Balance				2,114.32 CR
01/07/2022	Close Period Journal		2,114.32		0.00 DR
30/06/2023	System Member Journals			752.29	752.29 CR
30/06/2023	System Member Journals			479.58	1,231.87 CR
30/06/2023	Create Entries - Income Tax Expense Allocation - 30/06/2023		8,431.15		7,199.28 DR
			10,545.47	1,231.87	7,199.28 DR
Contributions Tax (53800)					
<u>(Contributions Tax) Walls, Jeffrey Carlyle - Accumulation (WALJEF00001A)</u>					
01/07/2022	Opening Balance				3,985.97 DR
01/07/2022	System Member Journals		138.46		4,124.43 DR
01/07/2022	Close Period Journal			3,985.97	138.46 DR
16/07/2022	System Member Journals		180.00		318.46 DR
22/07/2022	System Member Journals		207.69		526.15 DR

Walls Family Super Fund

General Ledger

As at 30 June 2023

Transaction Date	Description	Units	Debit	Credit	Balance \$
16/08/2022	System Member Journals		180.00		706.15 DR
26/08/2022	System Member Journals		145.38		851.53 DR
16/09/2022	System Member Journals		180.00		1,031.53 DR
05/10/2022	System Member Journals		145.38		1,176.91 DR
16/10/2022	System Member Journals		180.00		1,356.91 DR
21/10/2022	System Member Journals		224.13		1,581.04 DR
16/11/2022	System Member Journals		180.00		1,761.04 DR
21/11/2022	System Member Journals		145.38		1,906.42 DR
16/12/2022	System Member Journals		180.00		2,086.42 DR
05/01/2023	System Member Journals		145.38		2,231.80 DR
16/01/2023	System Member Journals		300.00		2,531.80 DR
20/01/2023	System Member Journals		296.83		2,828.63 DR
16/02/2023	System Member Journals		300.00		3,128.63 DR
22/02/2023	System Member Journals		145.39		3,274.02 DR
16/03/2023	System Member Journals		300.00		3,574.02 DR
23/03/2023	System Member Journals		145.38		3,719.40 DR
24/04/2023	System Member Journals		184.76		3,904.16 DR
27/06/2023	System Member Journals		359.83		4,263.99 DR
			4,263.99	3,985.97	4,263.99 DR
<u>(Contributions Tax) Walls, Renee Margaret - Accumulation (WALREN00001A)</u>					
01/07/2022	Opening Balance				4,388.09 DR
01/07/2022	Close Period Journal			4,388.09	0.00 DR
26/07/2022	System Member Journals		8.40		8.40 DR
04/11/2022	System Member Journals		235.88		244.28 DR
27/01/2023	System Member Journals		204.75		449.03 DR
17/04/2023	System Member Journals		300.00		749.03 DR
19/04/2023	System Member Journals		110.25		859.28 DR
16/05/2023	System Member Journals		300.00		1,159.28 DR
16/06/2023	System Member Journals		272.71		1,431.99 DR
20/06/2023	System Member Journals		66.23		1,498.22 DR
27/06/2023	System Member Journals		5,708.28		7,206.50 DR
			7,206.50	4,388.09	7,206.50 DR
<u>Life Insurance Premiums (53920)</u>					
<u>(Life Insurance Premiums) Walls, Jeffrey Carlyle - Accumulation (WALJEF00001A)</u>					
01/07/2022	Opening Balance				14,247.63 DR
01/07/2022	Close Period Journal			14,247.63	0.00 DR
13/07/2022	System Member Journals		1,764.80		1,764.80 DR
25/07/2022	System Member Journals		248.19		2,012.99 DR
15/08/2022	System Member Journals		1,764.80		3,777.79 DR
25/08/2022	System Member Journals		248.19		4,025.98 DR
13/09/2022	System Member Journals		1,764.80		5,790.78 DR
26/09/2022	System Member Journals		248.19		6,038.97 DR
13/10/2022	System Member Journals		1,764.80		7,803.77 DR
25/10/2022	System Member Journals		248.19		8,051.96 DR
14/11/2022	System Member Journals		1,764.80		9,816.76 DR
25/11/2022	System Member Journals		248.19		10,064.95 DR
13/12/2022	System Member Journals		1,764.80		11,829.75 DR

Walls Family Super Fund

General Ledger

As at 30 June 2023

Transaction Date	Description	Units	Debit	Credit	Balance \$
28/12/2022	System Member Journals		248.19		12,077.94 DR
13/01/2023	System Member Journals		312.68		12,390.62 DR
13/01/2023	System Member Journals		385.94		12,776.56 DR
13/01/2023	System Member Journals		1,066.18		13,842.74 DR
25/01/2023	System Member Journals		248.19		14,090.93 DR
13/02/2023	System Member Journals		312.68		14,403.61 DR
13/02/2023	System Member Journals		385.94		14,789.55 DR
13/02/2023	System Member Journals		1,066.18		15,855.73 DR
27/02/2023	System Member Journals		291.98		16,147.71 DR
13/03/2023	System Member Journals		312.68		16,460.39 DR
13/03/2023	System Member Journals		481.94		16,942.33 DR
13/03/2023	System Member Journals		1,066.18		18,008.51 DR
27/03/2023	System Member Journals		291.98		18,300.49 DR
13/04/2023	System Member Journals		368.30		18,668.79 DR
13/04/2023	System Member Journals		481.94		19,150.73 DR
13/04/2023	System Member Journals		1,309.14		20,459.87 DR
26/04/2023	System Member Journals		291.98		20,751.85 DR
15/05/2023	System Member Journals		368.30		21,120.15 DR
15/05/2023	System Member Journals		481.94		21,602.09 DR
15/05/2023	System Member Journals		1,309.14		22,911.23 DR
25/05/2023	System Member Journals		291.98		23,203.21 DR
13/06/2023	System Member Journals		368.30		23,571.51 DR
13/06/2023	System Member Journals		481.94		24,053.45 DR
13/06/2023	System Member Journals		1,309.14		25,362.59 DR
26/06/2023	System Member Journals		291.98		25,654.57 DR
30/06/2023	System Member Journals			8,212.51	17,442.06 DR
			25,654.57	22,460.14	17,442.06 DR
<u>(Life Insurance Premiums) Walls, Renee Margaret - Accumulation (WALREN00001A)</u>					
01/07/2022	Opening Balance				6,878.38 DR
01/07/2022	Close Period Journal			6,878.38	0.00 DR
30/06/2023	System Member Journals		5,015.28		5,015.28 DR
30/06/2023	System Member Journals		3,197.23		8,212.51 DR
			8,212.51	6,878.38	8,212.51 DR
Bank Accounts (60400)					
<u>Macquarie Cash Management Account (970149555)</u>					
01/07/2022	Opening Balance				9,506.52 DR
07/07/2022	321701 ONGOINGFE 46			208.33	9,298.19 DR
12/07/2022	STW DST 001278709520 DVND 56 [Amount Receivable ref 205552751]		486.98		9,785.17 DR
12/07/2022	DJRE DST 001278678408 DVND 56 [Amount Receivable ref 205552753]		410.43		10,195.60 DR
13/07/2022	IAF PAYMENT JUL22/00803063 DVND 56 [Amount Receivable ref 205552755]		46.00		10,241.60 DR
13/07/2022	ISO PAYMENT JUL22/00800788 DVND 56 [Amount Receivable ref 205552756]		453.38		10,694.98 DR
15/07/2022	PIXX DST 001279335961 DVND 56 [Amount Receivable ref 205552758]		1,306.39		12,001.37 DR
20/07/2022	VEU DIVIDEND VEU50/00811369 DVND 56 [Amount Receivable ref 205552759]		147.95		12,149.32 DR
21/07/2022	MICH DST 001279350211 DVND 56 [Amount Receivable ref 205552761]		185.65		12,334.97 DR

Walls Family Super Fund

General Ledger

As at 30 June 2023

Transaction Date	Description	Units	Debit	Credit	Balance \$
21/07/2022	MAGELLAN MAGELLAN0003043457 50 [Amount Receivable ref 205552763]		371.89		12,706.86 DR
22/07/2022	VTS DIVIDEND VTS50/00813899 DVND 56 [Amount Receivable ref 205552765]		96.10		12,802.96 DR
25/07/2022	MVW DST 001279793737 DVND 56 [Amount Receivable ref 205552766]		354.41		13,157.37 DR
29/07/2022	MACQUARIE CMA INTEREST PAID INTR 73		3.59		13,160.96 DR
05/08/2022	321701 ONGOINGFE 46			208.33	12,952.63 DR
31/08/2022	MACQUARIE CMA INTEREST PAID INTR 73		8.74		12,961.37 DR
07/09/2022	321701 ONGOINGFE 46			208.33	12,753.04 DR
30/09/2022	MACQUARIE CMA INTEREST PAID INTR 73		11.31		12,764.35 DR
07/10/2022	321701 ONGOINGFE 46			208.33	12,556.02 DR
14/10/2022	STW DST 001284983765 DVND 56 [System Matched Income Data]		270.95		12,826.97 DR
18/10/2022	VEU DIVIDEND VEU51/00811211 DVND 56 [System Matched Income Data]		72.00		12,898.97 DR
19/10/2022	IAF PAYMENT OCT22/00803118 DVND 56 [System Matched Income Data]		31.07		12,930.04 DR
24/10/2022	VTS DIVIDEND VTS51/00813776 DVND 56 [System Matched Income Data]		110.07		13,040.11 DR
31/10/2022	MACQUARIE CMA INTEREST PAID INTR 73		15.27		13,055.38 DR
07/11/2022	321701 ONGOINGFE 46			208.33	12,847.05 DR
13/11/2022	PAY ANYONE TO Walls Super 182512 970149555		25,000.00		37,847.05 DR
14/11/2022	PAY ANYONE TO Walls Super 182512 970149555 [BANK OF QLD NET WEALTH 50]		25,000.00		62,847.05 DR
16/11/2022	BANK OF QLD SHED LEASE 50		1,841.40		64,688.45 DR
17/11/2022	BOQ FNL DIV 001285537514 DVND 56 [System Matched Income Data]		272.40		64,960.85 DR
24/11/2022	AUSIEX TRUST S ISO 39691158-00 50		6,650.00		71,610.85 DR
24/11/2022	AUSIEX TRUST S FLT 39691028-00 50		7,498.72		79,109.57 DR
24/11/2022	AUSIEX TRUST S BOQ 39690934-00 50		8,295.72		87,405.29 DR
24/11/2022	AUSIEX TRUST S DJRE 39691005-00 50		8,303.60		95,708.89 DR
24/11/2022	AUSIEX TRUST S IAF 39691155-00 50		8,980.40		104,689.29 DR
24/11/2022	AUSIEX TRUST S MICH 39691159-00 50		9,273.80		113,963.09 DR
24/11/2022	AUSIEX TRUST S PIXX 39691163-00 50		11,438.60		125,401.69 DR
24/11/2022	AUSIEX TRUST S STW 39691164-00 50 (Auto reprocessed due to distribution entered / deleted on 14/10/2022)		16,350.24		141,751.93 DR
24/11/2022	AUSIEX TRUST S MGOC 39691157-00 50		17,548.72		159,300.65 DR
24/11/2022	AUSIEX TRUST S VEU 39691166-00 50		18,726.28		178,026.93 DR
24/11/2022	AUSIEX TRUST S MVW 39691160-00 50		19,519.84		197,546.77 DR
24/11/2022	AUSIEX TRUST S VTS 39691236-00 50		37,327.64		234,874.41 DR
30/11/2022	MACQUARIE CMA INTEREST PAID INTR 73		115.80		234,990.21 DR
02/12/2022	NETWEALTH INVEST CASE3362141 13			225,000.00	9,990.21 DR
07/12/2022	321701 ONGOINGFE 46			208.33	9,781.88 DR
16/12/2022	BANK OF QLD SHED LEASE 50		1,841.40		11,623.28 DR
30/12/2022	MACQUARIE CMA INTEREST PAID INTR 73		27.50		11,650.78 DR
06/01/2023	321701 ONGOINGFE 46			208.33	11,442.45 DR
13/01/2023	ZURICH LIFE 5102018 35 13			312.68	11,129.77 DR
13/01/2023	ZURICH LIFE 5102017 35 13			385.94	10,743.83 DR
13/01/2023	ZURICH LIFE 4102017 35 13			1,066.18	9,677.65 DR

Walls Family Super Fund

General Ledger

As at 30 June 2023

Transaction Date	Description	Units	Debit	Credit	Balance \$
16/01/2023	BANK OF QLD SUPER POLICIES 50		2,000.00		11,677.65 DR
16/01/2023	BANK OF QLD SHED LEASE 50		1,841.40		13,519.05 DR
20/01/2023	BPAY TO MBRC RATES BP			621.89	12,897.16 DR
25/01/2023	ZURICH LIFE 4102018 35 13			248.19	12,648.97 DR
31/01/2023	MACQUARIE CMA INTEREST PAID INTR 73		21.18		12,670.15 DR
07/02/2023	321701 ONGOINGFE 46			208.33	12,461.82 DR
13/02/2023	ZURICH LIFE 5102018 35 13			312.68	12,149.14 DR
13/02/2023	ZURICH LIFE 5102017 35 13			385.94	11,763.20 DR
13/02/2023	ZURICH LIFE 4102017 35 13			1,066.18	10,697.02 DR
16/02/2023	BANK OF QLD SUPER POLICIES 50		2,000.00		12,697.02 DR
16/02/2023	BANK OF QLD SHED LEASE 50		1,841.40		14,538.42 DR
27/02/2023	ZURICH LIFE 4102018 35 13			291.98	14,246.44 DR
28/02/2023	MACQUARIE CMA INTEREST PAID INTR 73		20.63		14,267.07 DR
07/03/2023	321701 ONGOINGFE 46			208.33	14,058.74 DR
13/03/2023	ZURICH LIFE 5102018 35 13			312.68	13,746.06 DR
13/03/2023	ZURICH LIFE 5102017 35 13			481.94	13,264.12 DR
13/03/2023	ZURICH LIFE 4102017 35 13			1,066.18	12,197.94 DR
16/03/2023	BANK OF QLD SUPER POLICIES 50		2,000.00		14,197.94 DR
16/03/2023	BANK OF QLD SHED LEASE 50		1,841.40		16,039.34 DR
27/03/2023	ZURICH LIFE 4102018 35 13			291.98	15,747.36 DR
31/03/2023	MACQUARIE CMA INTEREST PAID INTR 73		27.20		15,774.56 DR
06/04/2023	321701 ONGOINGFE 46			208.33	15,566.23 DR
13/04/2023	ZURICH LIFE 5102018 35 13			368.30	15,197.93 DR
13/04/2023	ZURICH LIFE 5102017 35 13			481.94	14,715.99 DR
13/04/2023	ZURICH LIFE 4102017 35 13			1,309.14	13,406.85 DR
17/04/2023	BANK OF QLD SUPER POLICIES 50 + VADIVA's (Renee's company) employee contributions \$553.08		2,000.00		15,406.85 DR
17/04/2023	BANK OF QLD SHED LEASE 50		1,841.40		17,248.25 DR
26/04/2023	ZURICH LIFE 4102018 35 13			291.98	16,956.27 DR
28/04/2023	MACQUARIE CMA INTEREST PAID INTR 73		27.58		16,983.85 DR
05/05/2023	321701 ONGOINGFE 46			208.33	16,775.52 DR
15/05/2023	ZURICH LIFE 5102018 35 13			368.30	16,407.22 DR
15/05/2023	ZURICH LIFE 5102017 35 13			481.94	15,925.28 DR
15/05/2023	ZURICH LIFE 4102017 35 13			1,309.14	14,616.14 DR
16/05/2023	BANK OF QLD SUPER POLICIES 50		2,000.00		16,616.14 DR
16/05/2023	BANK OF QLD SHED LEASE 50		1,841.40		18,457.54 DR
25/05/2023	ZURICH LIFE 4102018 35 13			291.98	18,165.56 DR
31/05/2023	PEXA RW 230289 WALLS SA 50		328,990.08		347,155.64 DR
31/05/2023	MACQUARIE CMA INTEREST PAID INTR 73		59.70		347,215.34 DR
05/06/2023	321701 ONGOINGFE 46			291.67	346,923.67 DR
13/06/2023	ZURICH LIFE 5102018 35 13			368.30	346,555.37 DR
13/06/2023	ZURICH LIFE 5102017 35 13			481.94	346,073.43 DR
13/06/2023	ZURICH LIFE 4102017 35 13			1,309.14	344,764.29 DR
16/06/2023	BANK OF QLD SUPER POLICIES 50		2,000.00		346,764.29 DR
26/06/2023	ZURICH LIFE 4102018 35 13			291.98	346,472.31 DR

Walls Family Super Fund

General Ledger

As at 30 June 2023

Transaction Date	Description	Units	Debit	Credit	Balance \$
28/06/2023	WITHDRAWAL To Macquarie WIRE1900740 [SAME DAY DEPOSIT WALLS SUPER (QLD) PTY L RD]		178,035.89		524,508.20 DR
29/06/2023	ACCOUNT CLOSING To Macquarie WIRE1901002 [SAME DAY DEPOSIT WALLS SUPER (QLD) PTY L RD]		232.17		524,740.37 DR
30/06/2023	MACQUARIE CMA INTEREST PAID INTR 73		771.47		525,511.84 DR
			757,787.14	241,781.82	525,511.84 DR
<u>BOQ Superannuation Savings Acc 21627075 (BQL21627075)</u>					
01/07/2022	Opening Balance				151,848.72 DR
01/07/2022	Direct Credit ATO ATO001000016747111		923.08		152,771.80 DR
05/07/2022	Direct Credit AIR CONDITIONI NG ACDTRADE		1,927.57		154,699.37 DR
06/07/2022	BPAY DEFT PAYMENTS IB2-61408303			845.00	153,854.37 DR
13/07/2022	Direct Debit ZURICH LIFE M042644 3F			1,764.80	152,089.57 DR
16/07/2022	BANK OF QLD Super policies		1,200.00		153,289.57 DR
22/07/2022	Direct Credit ATO ATO006000016525087		1,384.62		154,674.19 DR
25/07/2022	Direct Debit ZURICH LIFE M042645 3C			248.19	154,426.00 DR
31/07/2022	INTEREST PAYMENT SYSTEM GENERATED *		32.61		154,458.61 DR
01/08/2022	Direct Credit AIR CONDITIONI NG ACDTRADE		1,927.57		156,386.18 DR
15/08/2022	Direct Debit ZURICH LIFE M042644 3F			1,764.80	154,621.38 DR
16/08/2022	BANK OF QLD Super policies		1,200.00		155,821.38 DR
25/08/2022	Direct Debit ZURICH LIFE M042645 3C			248.19	155,573.19 DR
26/08/2022	Direct Credit ATO ATO002000017195784 - PERSONAL SUPER CONTRIBUTIONS		969.22		156,542.41 DR
28/08/2022	BPAY MBRC RATES IB2-34108236			622.43	155,919.98 DR
31/08/2022	INTEREST PAYMENT SYSTEM GENERATED *		37.62		155,957.60 DR
01/09/2022	Direct Credit AIR CONDITIONI NG ACDTRADE		1,927.57		157,885.17 DR
06/09/2022	PAY ANYONE TO Herron Accountants 124185 021374214			297.00	157,588.17 DR
06/09/2022	BPAY TAX OFFICE PAYMENTS IB2-92309996			2,438.00	155,150.17 DR
07/09/2022	BPAY DEFT PAYMENTS IB2-10550840			768.62	154,381.55 DR
07/09/2022	BPAY UNITYWATER IB2-10554220			229.06	154,152.49 DR
13/09/2022	Direct Debit ZURICH LIFE M042644 3F			1,764.80	152,387.69 DR
16/09/2022	BANK OF QLD Super policies		1,200.00		153,587.69 DR
26/09/2022	Direct Debit ZURICH LIFE M042645 3C			248.19	153,339.50 DR
30/09/2022	INTERNET PAY ANYONE FEE			0.65	153,338.85 DR
30/09/2022	INTEREST PAYMENT SYSTEM GENERATED *		50.75		153,389.60 DR
05/10/2022	Direct Credit ATO ATO003000017310285 - PERSONAL SUPER CONTRIBUTIONS		969.23		154,358.83 DR
13/10/2022	Direct Debit ZURICH LIFE M042644 3F			1,764.80	152,594.03 DR
16/10/2022	BANK OF QLD Super policies		1,200.00		153,794.03 DR

Walls Family Super Fund

General Ledger

As at 30 June 2023

Transaction Date	Description	Units	Debit	Credit	Balance \$
18/10/2022	BPAY IAA PTY LIMITED IB2-79398132			443.52	153,350.51 DR
21/10/2022	Direct Credit ATO ATO004000017032329 - PERSONAL SUPER CONTRIBUTIONS		1,494.23		154,844.74 DR
25/10/2022	Direct Debit ZURICH LIFE M042645 3C			248.19	154,596.55 DR
31/10/2022	INTEREST PAYMENT SYSTEM GENERATED *		56.97		154,653.52 DR
04/11/2022	Direct Credit SuperChoice P/ L PC311022-106547770		1,572.50		156,226.02 DR
13/11/2022	PAY ANYONE TO Walls Super 182512 970149555			25,000.00	131,226.02 DR
14/11/2022	Direct Debit ZURICH LIFE M042644 3F			1,764.80	129,461.22 DR
14/11/2022	PAY ANYONE TO Walls Super 182512 970149555 [BANK OF QLD NET WEALTH 50]			25,000.00	104,461.22 DR
16/11/2022	BANK OF QLD Super policies		1,200.00		105,661.22 DR
21/11/2022	Direct Credit ATO ATO005000017333496 - PERSONAL SUPER CONTRIBUTIONS		969.23		106,630.45 DR
21/11/2022	PAY ANYONE TO Herron Accountants 124185 021374214			330.00	106,300.45 DR
21/11/2022	BPAY TAX OFFICE PAYMENTS IB2-08349397			2,372.00	103,928.45 DR
23/11/2022	BPAY MBRC RATES IB2-40135944			623.41	103,305.04 DR
25/11/2022	Direct Debit ZURICH LIFE M042645 3C			248.19	103,056.85 DR
30/11/2022	INTERNET PAY ANYONE FEE			1.95	103,054.90 DR
30/11/2022	INTEREST PAYMENT SYSTEM GENERATED *		52.36		103,107.26 DR
05/12/2022	BPAY DEFT PAYMENTS IB2-82887424			768.62	102,338.64 DR
12/12/2022	BPAY UNITYWATER IB2-23552096			243.38	102,095.26 DR
13/12/2022	Direct Debit ZURICH LIFE M042644 3F			1,764.80	100,330.46 DR
16/12/2022	BANK OF QLD Super policies		1,200.00		101,530.46 DR
28/12/2022	Direct Debit ZURICH LIFE M042645 3C			248.19	101,282.27 DR
31/12/2022	INTEREST PAYMENT SYSTEM GENERATED *		73.82		101,356.09 DR
05/01/2023	Direct Credit ATO ATO001100017119819 - PERSONAL SUPER CONTRIBUTIONS		969.22		102,325.31 DR
20/01/2023	Direct Credit ATO ATO006000017540042 - PERSONAL SUPER CONTRIBUTIONS		1,978.84		104,304.15 DR
27/01/2023	Direct Credit SuperChoice P/ L PC200123-197390873		1,365.00		105,669.15 DR
31/01/2023	INTEREST PAYMENT SYSTEM GENERATED *		87.51		105,756.66 DR
08/02/2023	PAY ANYONE TO Herron Accountants 124185 021374214			352.00	105,404.66 DR
08/02/2023	BPAY TAX OFFICE PAYMENTS IB2-44742696			2,220.00	103,184.66 DR
22/02/2023	Direct Credit ATO ATO009000017580088		969.24		104,153.90 DR
28/02/2023	INTERNET PAY ANYONE FEE			0.65	104,153.25 DR
28/02/2023	INTEREST PAYMENT SYSTEM GENERATED *		79.87		104,233.12 DR
23/03/2023	Direct Credit ATO ATO001000018143599 - PERSONAL SUPER CONTRIBUTIONS		969.22		105,202.34 DR
23/03/2023	PAY ANYONE TO Gleeson Klein Stegeman Lawyers T 034059			1,000.00	104,202.34 DR

Walls Family Super Fund General Ledger

As at 30 June 2023

Transaction Date	Description	Units	Debit	Credit	Balance \$
	000479701 - Property Sales				
25/03/2023	PAY ANYONE TO ACE Body Corp 184446 303282776 - Property Sales			150.00	104,052.34 DR
25/03/2023	BPAY DEFT PAYMENTS IB2-93077756			803.19	103,249.15 DR
25/03/2023	BPAY UNITYWATER IB2-93078716			240.77	103,008.38 DR
31/03/2023	INTERNET PAY ANYONE FEE			1.30	103,007.08 DR
31/03/2023	INTEREST PAYMENT SYSTEM GENERATED *		104.69		103,111.77 DR
06/04/2023	PAY ANYONE TO GKS Lawyers 034059 000479699			100.00	103,011.77 DR
13/04/2023	PAY ANYONE TO Herron Accountants 124185 021374214			3,466.84	99,544.93 DR
17/04/2023	Direct Credit ATO ATO81414307968I001		138.00		99,682.93 DR
18/04/2023	Direct Credit ATO ATO002000018046847		6,880.91		106,563.84 DR
19/04/2023	Direct Credit SuperChoice P/ L PC130423-159851191		735.00		107,298.84 DR
21/04/2023	BPAY MBRC RATES IB2-32729884			620.80	106,678.04 DR
24/04/2023	Direct Credit ATO ATO001100017364877		1,231.72		107,909.76 DR
30/04/2023	INTERNET PAY ANYONE FEE			1.30	107,908.46 DR
30/04/2023	INTEREST PAYMENT SYSTEM GENERATED *		107.06		108,015.52 DR
30/04/2023	INTEREST WITHHELD			50.32	107,965.20 DR
26/05/2023	BPAY TAX OFFICE PAYMENTS IB2-32170324 - Mar 23 BAS			2,318.00	105,647.20 DR
30/05/2023	PAY ANYONE TO Herron Accountants 124185 021374214			599.50	105,047.70 DR
31/05/2023	INTERNET PAY ANYONE FEE			0.65	105,047.05 DR
31/05/2023	INTEREST PAYMENT SYSTEM GENERATED *		122.99		105,170.04 DR
31/05/2023	INTEREST WITHHELD			57.81	105,112.23 DR
02/06/2023	BPAY ASIC IB2-96085464			59.00	105,053.23 DR
07/06/2023	Direct Credit Insurance Advise IA Refund-BPK cxl (Insurance Refund)		41.11		105,094.34 DR
20/06/2023	Direct Credit SuperChoice P/ L PC140623-126108255		441.55		105,535.89 DR
27/06/2023	TFR FROM 023116674 + VADIVA's (Renee's company) employee contributions \$1,243.85		72,500.00		178,035.89 DR
28/06/2023	WITHDRAWAL To Macquarie WIRE1900740 [SAME DAY DEPOSIT WALLS SUPER (QLD) PTY L RD]			178,035.89	0.00 DR
29/06/2023	WITHHOLDING TAX ADJUSTMENT		108.13		108.13 DR
29/06/2023	ACCOUNT CLOSING To Macquarie WIRE1901002 [SAME DAY DEPOSIT WALLS SUPER (QLD) PTY L RD]			232.17	124.04 CR
29/06/2023	INTEREST PAYMENT SYSTEM GENERATED *		124.04		0.00 DR
			110,523.05	262,371.77	0.00 DR
<u>DistributionDummyAcc (DistributionDummyAcc)</u>					
04/01/2023	Distribution ETL5525AU			41.84	41.84 CR
05/01/2023	Distribution RFA0059AU			425.05	466.89 CR
06/01/2023	Distribution DFA0002AU [System Matched Income Data]			37.24	504.13 CR
06/01/2023	Distribution IML0010AU			131.25	635.38 CR
06/01/2023	Distribution PPL0115AU			97.42	732.80 CR

Walls Family Super Fund

General Ledger

As at 30 June 2023

Transaction Date	Description	Units	Debit	Credit	Balance \$
06/01/2023	Distribution SCH0030AU			265.00	997.80 CR
06/01/2023	Distribution TGP0016AU [System Matched Income Data]			135.43	1,133.23 CR
11/01/2023	Distribution ETL0062AU			48.74	1,181.97 CR
18/01/2023	Distribution IOZ [System Matched Income Data]			200.53	1,382.50 CR
18/01/2023	Distribution ISEC [System Matched Income Data]			6.54	1,389.04 CR
18/01/2023	Distribution IWLD [System Matched Income Data]			94.57	1,483.61 CR
20/02/2023	Distribution ISEC [System Matched Income Data]			6.77	1,490.38 CR
20/03/2023	Distribution ISEC [System Matched Income Data]			6.43	1,496.81 CR
04/04/2023	Distribution ETL5525AU			41.60	1,538.41 CR
06/04/2023	Distribution DFA0002AU [System Matched Income Data]			62.08	1,600.49 CR
06/04/2023	Distribution DFA0108AU [System Matched Income Data]			113.21	1,713.70 CR
06/04/2023	Distribution PPL0115AU			45.23	1,758.93 CR
11/04/2023	Distribution TGP0016AU			40.70	1,799.63 CR
12/04/2023	Distribution HOW0098AU			48.06	1,847.69 CR
20/04/2023	Distribution IOZ			399.50	2,247.19 CR
20/04/2023	Distribution ISEC [System Matched Income Data]			5.79	2,252.98 CR
17/05/2023	Distribution ISEC [System Matched Income Data]			6.64	2,259.62 CR
16/06/2023	Distribution ISEC [System Matched Income Data]			7.43	2,267.05 CR
30/06/2023	Dist'n - PPL0115AU		142.65		2,124.40 CR
30/06/2023	HOW0098AU		48.06		2,076.34 CR
30/06/2023	TGP0016AU		176.13		1,900.21 CR
30/06/2023	ETL5525AU		83.44		1,816.77 CR
30/06/2023	DFA0002AU		99.32		1,717.45 CR
30/06/2023	DFA0108AU		113.21		1,604.24 CR
30/06/2023	IML0010AU		131.25		1,472.99 CR
30/06/2023	IWLD		94.57		1,378.42 CR
30/06/2023	IOZ		600.03		778.39 CR
30/06/2023	ISEC		39.60		738.79 CR
30/06/2023	RFA0059AU		425.05		313.74 CR
30/06/2023	SCH0030AU		265.00		48.74 CR
30/06/2023	ETL0062AU		48.74		0.00 DR
			2,267.05	2,267.05	0.00 DR
<u>Dummy Acc (DummyAccWalls)</u>					
17/10/2022	As from the commencement of trading on Monday, 17 October 2022, the abovementioned company was removed from the Official List pursuant to Listing rule 17.12.				0.00 DR
23/03/2023	PAY ANYONE TO Gleeson Klein Stegeman Lawyers T 034059 000479701 - Property Sales		909.09		909.09 DR
25/03/2023	PAY ANYONE TO ACE Body Corp 184446 303282776 - Property Sales		136.36		1,045.45 DR
31/05/2023	Sale of Unit 7			1,045.45	0.00 DR
			1,045.45	1,045.45	0.00 DR
<u>Dummy (wallsdummyacc)</u>					

Walls Family Super Fund

General Ledger

As at 30 June 2023

Transaction Date	Description	Units	Debit	Credit	Balance \$
12/04/2023	sale of unit 7		327,812.51		327,812.51 DR
31/05/2023	PEXA RW 230289 WALLS SA 50			330,109.96	2,297.45 CR
31/05/2023	PEXA RW 230289 WALLS SA 50		1,018.07		1,279.38 CR
31/05/2023	Sale of Unit 7		1,045.45		233.93 CR
31/05/2023	as per Settlement Stt		233.93		0.00 DR
			330,109.96	330,109.96	0.00 DR
NetWealth Acc WRAP 077596 (WRAP077596)					
02/12/2022	NETWEALTH INVEST CASE3362141 13		225,000.00		225,000.00 DR
22/12/2022	B IOZ 1,083.00			31,300.87	193,699.13 DR
22/12/2022	B ISEC 22.00			2,214.13	191,485.00 DR
22/12/2022	B IWLD 426.00			16,610.34	174,874.66 DR
23/12/2022	B DFA0002AU 683.77			6,705.51	168,169.15 DR
23/12/2022	B DFA0009AU 735.34			18,782.75	149,386.40 DR
23/12/2022	B ETL0062AU 6,252.19			11,044.50	138,341.90 DR
23/12/2022	B ETL0130AU 13,563.74			17,130.41	121,211.49 DR
23/12/2022	B ETL5525AU 6,866.37			5,569.31	115,642.18 DR
23/12/2022	B FID0010AU 659.90			15,506.03	100,136.15 DR
23/12/2022	B IML0010AU 6,562.65			13,154.83	86,981.32 DR
23/12/2022	B PPL0115AU 10,121.97			13,093.78	73,887.54 DR
23/12/2022	B RFA0059AU 11,334.55			26,230.41	47,657.13 DR
23/12/2022	B SCH0030AU 26,503.95			29,149.04	18,508.09 DR
23/12/2022	B TGP0016AU 7,739.01			11,007.20	7,500.89 DR
28/12/2022	IOZ			46.95	7,453.94 DR
28/12/2022	ISEC			3.32	7,450.62 DR
28/12/2022	IWLD			24.92	7,425.70 DR
31/12/2022	Administration Fees			69.19	7,356.51 DR
31/12/2022	Investment Management Fee			14.44	7,342.07 DR
31/12/2022	Interest		278.51		7,620.58 DR
31/12/2022	Interest		36.68		7,657.26 DR
04/01/2023	Distribution ETL5525AU		41.84		7,699.10 DR
05/01/2023	Distribution RFA0059AU		425.05		8,124.15 DR
06/01/2023	Distribution DFA0002AU [System Matched Income Data]		37.24		8,161.39 DR
06/01/2023	Distribution IML0010AU		131.25		8,292.64 DR
06/01/2023	Distribution PPL0115AU		97.42		8,390.06 DR
06/01/2023	Distribution SCH0030AU		265.00		8,655.06 DR
06/01/2023	Distribution TGP0016AU [System Matched Income Data]		135.43		8,790.49 DR
11/01/2023	Distribution ETL0062AU		48.74		8,839.23 DR
11/01/2023	B RFA0059AU 129.77			299.01	8,540.22 DR
18/01/2023	Distribution IOZ [System Matched Income Data]		200.53		8,740.75 DR
18/01/2023	Distribution ISEC [System Matched Income Data]		6.54		8,747.29 DR
18/01/2023	Distribution IWLD [System Matched Income Data]		94.57		8,841.86 DR
31/01/2023	Administration Fees			72.51	8,769.35 DR
31/01/2023	Investment Management Fee			41.36	8,727.99 DR
31/01/2023	Interest		6.66		8,734.65 DR
31/01/2023	Interest		11.15		8,745.80 DR

Walls Family Super Fund

General Ledger

As at 30 June 2023

Transaction Date	Description	Units	Debit	Credit	Balance \$
01/02/2023	Fund Manager Fee Rebate		0.77		8,746.57 DR
02/02/2023	Fund Manager Fee Rebate		0.64		8,747.21 DR
06/02/2023	S IOZ 22.00 (Auto reprocessed due to distribution entered / deleted on 30/06/2023)		666.41		9,413.62 DR
06/02/2023	B IWLD 9.00			364.68	9,048.94 DR
07/02/2023	S DFA0009AU 23.04		633.54		9,682.48 DR
07/02/2023	S ETL0130AU 13,563.74		16,697.55		26,380.03 DR
07/02/2023	B HOW0098AU 1,647.27			1,407.26	24,972.77 DR
07/02/2023	B IML0010AU 253.33			517.85	24,454.92 DR
07/02/2023	B SCH0030AU 481.53			541.34	23,913.58 DR
07/02/2023	B TGP0016AU 333.58			472.91	23,440.67 DR
08/02/2023	B HOW0098AU 772.19			657.67	22,783.00 DR
08/02/2023	Transaction Fee IOZ			1.00	22,782.00 DR
08/02/2023	Transaction Fee IWLD			0.55	22,781.45 DR
09/02/2023	Fund Manager Fee Rebate		0.57		22,782.02 DR
13/02/2023	B HOW0098AU 749.38			642.44	22,139.58 DR
15/02/2023	Fund Manager Fee Rebate		1.26		22,140.84 DR
17/02/2023	B HOW0098AU 17,013.02			14,660.12	7,480.72 DR
20/02/2023	Distribution ISEC [System Matched Income Data]		6.77		7,487.49 DR
28/02/2023	Administration Fees			66.60	7,420.89 DR
28/02/2023	Investment Management Fee			37.98	7,382.91 DR
28/02/2023	Interest		6.34		7,389.25 DR
28/02/2023	Interest		18.71		7,407.96 DR
06/03/2023	B IOZ 19.00			563.16	6,844.80 DR
06/03/2023	S IWLD 121.00 (Auto reprocessed due to distribution entered / deleted on 30/06/2023)		4,963.96		11,808.76 DR
07/03/2023	S DFA0009AU 117.99		3,160.68		14,969.44 DR
07/03/2023	S FID0010AU 17.36		435.09		15,404.53 DR
07/03/2023	S HOW0098AU 479.93 (Auto reprocessed due to distribution entered / deleted on 30/06/2023)		414.56		15,819.09 DR
07/03/2023	B PPL0115AU 175.69			236.46	15,582.63 DR
07/03/2023	B RFA0059AU 156.12			373.77	15,208.86 DR
07/03/2023	S SCH0030AU 924.94 (Auto reprocessed due to distribution entered / deleted on 30/06/2023)		1,065.99		16,274.85 DR
07/03/2023	B TGP0016AU 267.76			367.18	15,907.67 DR
08/03/2023	B DFA0108AU 573.35			5,466.04	10,441.63 DR
08/03/2023	Transaction Fee IOZ			0.84	10,440.79 DR
08/03/2023	Transaction Fee IWLD			7.45	10,433.34 DR
13/03/2023	B DFA0108AU 259.87			2,492.86	7,940.48 DR
16/03/2023	Fund Manager Fee Rebate		0.36		7,940.84 DR
17/03/2023	B IOZ 9.00			255.42	7,685.42 DR
17/03/2023	S IWLD 7.00 (Auto reprocessed due to distribution entered / deleted on 30/06/2023)		284.38		7,969.80 DR
20/03/2023	B DFA0002AU 172.07			1,697.09	6,272.71 DR
20/03/2023	B DFA0009AU 10.31			265.81	6,006.90 DR
20/03/2023	S ETL0062AU 6,252.19 (Auto reprocessed due to distribution entered / deleted on 30/06/2023)		10,721.88		16,728.78 DR

Walls Family Super Fund General Ledger

As at 30 June 2023

Transaction Date	Description	Units	Debit	Credit	Balance \$
20/03/2023	S HOW0098AU 901.97 (Auto reprocessed due to distribution entered / deleted on 30/06/2023)		807.62		17,536.40 DR
20/03/2023	Distribution ISEC [System Matched Income Data]		6.43		17,542.83 DR
20/03/2023	S PPL0115AU 4,187.30 (Auto reprocessed due to distribution entered / deleted on 30/06/2023)		5,335.45		22,878.28 DR
20/03/2023	S RFA0059AU 2,307.25 (Auto reprocessed due to distribution entered / deleted on 30/06/2023)		5,207.70		28,085.98 DR
20/03/2023	B SCH0030AU 368.72			399.77	27,686.21 DR
20/03/2023	S TGP0016AU 199.10 (Auto reprocessed due to distribution entered / deleted on 30/06/2023)		272.59		27,958.80 DR
21/03/2023	B DFA0002AU 29.56			291.34	27,667.46 DR
21/03/2023	Transaction Fee IOZ			0.38	27,667.08 DR
21/03/2023	Transaction Fee IWLD			0.43	27,666.65 DR
24/03/2023	B DFA0002AU 23.39			230.88	27,435.77 DR
24/03/2023	B DFA0108AU 910.46			8,779.96	18,655.81 DR
24/03/2023	B IML0010AU 899.95			1,799.73	16,856.08 DR
27/03/2023	B IML0010AU 4,651.85			9,362.31	7,493.77 DR
31/03/2023	Administration Fees			72.74	7,421.03 DR
31/03/2023	Investment Management Fee			41.46	7,379.57 DR
31/03/2023	Interest		7.48		7,387.05 DR
31/03/2023	Interest		16.20		7,403.25 DR
04/04/2023	Distribution ETL5525AU		41.60		7,444.85 DR
06/04/2023	Distribution DFA0002AU [System Matched Income Data]		62.08		7,506.93 DR
06/04/2023	Distribution DFA0108AU [System Matched Income Data]		113.21		7,620.14 DR
06/04/2023	Distribution PPL0115AU		45.23		7,665.37 DR
11/04/2023	Distribution TGP0016AU		40.70		7,706.07 DR
12/04/2023	Distribution HOW0098AU		48.06		7,754.13 DR
20/04/2023	Distribution IOZ		399.50		8,153.63 DR
20/04/2023	Distribution ISEC [System Matched Income Data]		5.79		8,159.42 DR
30/04/2023	Administration Fees			71.56	8,087.86 DR
30/04/2023	Investment Management Fee			40.71	8,047.15 DR
30/04/2023	Interest		7.31		8,054.46 DR
30/04/2023	Interest		11.67		8,066.13 DR
11/05/2023	Fund Manager Fee Rebate		5.19		8,071.32 DR
17/05/2023	Fund Manager Fee Rebate		5.15		8,076.47 DR
17/05/2023	Fund Manager Fee Rebate		5.92		8,082.39 DR
17/05/2023	Distribution ISEC [System Matched Income Data]		6.64		8,089.03 DR
24/05/2023	Fund Manager Fee Rebate		8.34		8,097.37 DR
25/05/2023	Fund Manager Fee Rebate		6.46		8,103.83 DR
31/05/2023	Administration Fees			73.85	8,029.98 DR
31/05/2023	Investment Management Fee			42.08	7,987.90 DR
31/05/2023	Interest		7.89		7,995.79 DR
31/05/2023	Interest		13.70		8,009.49 DR
15/06/2023	Fund Manager Fee Rebate		3.62		8,013.11 DR
16/06/2023	Distribution ISEC [System Matched Income Data]		7.43		8,020.54 DR

Walls Family Super Fund

General Ledger

As at 30 June 2023

Transaction Date	Description	Units	Debit	Credit	Balance \$
30/06/2023	Administration Fees			71.76	7,948.78 DR
30/06/2023	Investment Management Fee			40.96	7,907.82 DR
30/06/2023	Interest		8.03		7,915.85 DR
30/06/2023	Interest		14.26		7,930.11 DR
			278,417.32	270,487.21	7,930.11 DR
Distributions Receivable (61800)					
<u>Dimensional 2 Yr Sus Fxd Int Tr AUD (DFA0002AU2)</u>					
30/06/2023	DFA0002AU		71.82		71.82 DR
			71.82		71.82 DR
<u>Dimensional 5 Yr Div Fxd Int AUD Us (DFA0108AU2)</u>					
30/06/2023	DFA0108AU		137.99		137.99 DR
			137.99		137.99 DR
<u>Spdr Dow Jones Global Real Estate Esg Fund (DJRE.AX)</u>					
01/07/2022	Opening Balance				410.43 DR
12/07/2022	DJRE DST 001278678408 DVND 56 [Amount Receivable ref 205552753]			410.43	0.00 DR
				410.43	0.00 DR
<u>Colchester Glob Govt Bd Fd Class I (ETL5525AU3)</u>					
30/06/2023	ETL5525AU		41.69		41.69 DR
			41.69		41.69 DR
<u>Fidelity Asia Fd (FID0010AU2)</u>					
30/06/2023	FID0010AU		238.84		238.84 DR
			238.84		238.84 DR
<u>Ishares Core Composite Bond Etf (IAF.AX)</u>					
01/07/2022	Opening Balance				46.00 DR
13/07/2022	IAF PAYMENT JUL22/00803063 DVND 56 [Amount Receivable ref 205552755]			46.00	0.00 DR
				46.00	0.00 DR
<u>Investors Mutual Concentrated Au Sh (IML0010AU3)</u>					
30/06/2023	IML0010AU		269.58		269.58 DR
			269.58		269.58 DR
<u>Ishares Core S&p/asx 200 Etf (IOZ.AX1)</u>					
30/06/2023	IOZ		145.75		145.75 DR
			145.75		145.75 DR
<u>Ishares Enhanced Cash Etf (ISEC.AX1)</u>					
30/06/2023	ISEC		6.28		6.28 DR
			6.28		6.28 DR
<u>Ishares S&p/asx Small Ordinaries Etf (ISO.AX)</u>					
01/07/2022	Opening Balance				453.38 DR
13/07/2022	ISO PAYMENT JUL22/00800788 DVND 56 [Amount Receivable ref 205552756]			453.38	0.00 DR
				453.38	0.00 DR
<u>Ishares Core Msci World Ex Australia Esg Etf (IWLD.AX1)</u>					
30/06/2023	IWLD		277.84		277.84 DR
			277.84		277.84 DR
<u>Magellan Global Fund (open Class) (managed Fund) (MGOC.AX)</u>					

Walls Family Super Fund

General Ledger

As at 30 June 2023

Transaction Date	Description	Units	Debit	Credit	Balance \$
01/07/2022	Opening Balance				371.89 DR
21/07/2022	MAGELLAN MAGELLAN0003043457 50 [Amount Receivable ref 205552763]			371.89	0.00 DR
				371.89	0.00 DR
<u>Magellan Infrastructure Fund (currency Hedged)(managed Fund) (MICH.AX1)</u>					
01/07/2022	Opening Balance				185.65 DR
21/07/2022	MICH DST 001279350211 DVND 56 [Amount Receivable ref 205552761]			185.65	0.00 DR
				185.65	0.00 DR
<u>Vaneck Australian Equal Weight Etf (MVW.AX1)</u>					
01/07/2022	Opening Balance				354.41 DR
25/07/2022	MVW DST 001279793737 DVND 56 [Amount Receivable ref 205552766]			354.41	0.00 DR
				354.41	0.00 DR
<u>Platinum International Fund (quoted Managed Hedge Fund) (PIXX.AX1)</u>					
01/07/2022	Opening Balance				1,306.39 DR
15/07/2022	PIXX DST 001279335961 DVND 56 [Amount Receivable ref 205552758]			1,306.39	0.00 DR
				1,306.39	0.00 DR
<u>Antares Elite Opportunities Fund (PPL0115AU3)</u>					
30/06/2023	Dist'n - PPL0115AU		367.33		367.33 DR
			367.33		367.33 DR
<u>Pendal Focus Aust Share Fund (RFA0059AU3)</u>					
30/06/2023	RFA0059AU		884.38		884.38 DR
			884.38		884.38 DR
<u>Schroder Global Value Fund W/C (SCH0030AU3)</u>					
30/06/2023	SCH0030AU		288.13		288.13 DR
			288.13		288.13 DR
<u>Spdr S&p/asx 200 Fund (STW.AX)</u>					
01/07/2022	Opening Balance				486.98 DR
12/07/2022	STW DST 001278709520 DVND 56 [Amount Receivable ref 205552751]			486.98	0.00 DR
				486.98	0.00 DR
<u>ClrBrdge RARE Infra Inme Fd A (TGP0016AU2)</u>					
30/06/2023	TGP0016AU		168.96		168.96 DR
			168.96		168.96 DR
Sundry Debtors (68000)					
<u>Sundry Debtors (68000)</u>					
01/07/2022	Opening Balance				181.96 DR
16/06/2023	BANK OF QLD SUPER POLICIES 50			181.96	0.00 DR
				181.96	0.00 DR
Real Estate Properties (Australian - Non Residential) (77250)					
<u>7/48 Flinders Parade, North Lakes (7/48FLINDERS)</u>					
01/07/2022	Opening Balance	1.00			225,000.00 DR
06/04/2023	PAY ANYONE TO GKS Lawyers 034059 000479699	0.00	90.91		225,090.91 DR
12/04/2023	sale of unit 7	(1.00)		233,470.95	8,380.04 CR
12/04/2023	Unrealised Gain writeback as at 12/04/2023		8,470.95		90.91 DR

Walls Family Super Fund

General Ledger

As at 30 June 2023

Transaction Date	Description	Units	Debit	Credit	Balance \$
30/06/2023	Revaluation - 30/06/2023 @ \$0.000000 - 0.000000 Units on hand			90.91	0.00 DR
		0.00	8,561.86	233,561.86	0.00 DR
Shares in Listed Companies (Australian) (77600)					
<u>Bank Of Queensland Limited. (BOQ.AX)</u>					
01/07/2022	Opening Balance	1,135.00			7,570.45 DR
24/11/2022	AUSIEX TRUST S BOQ 39690934-00 50	(1,135.00)		10,019.43	2,448.98 CR
24/11/2022	Unrealised Gain writeback as at 24/11/2022		2,448.98		0.00 DR
31/03/2023	Revaluation - 30/03/2023 @ \$6.510000 (System Price) - 1,135.000000 Units on hand			181.60	181.60 CR
30/06/2023	Revaluation - 30/06/2023 @ \$0.000000 - 0.000000 Units on hand		181.60		0.00 DR
		0.00	2,630.58	10,201.03	0.00 DR
<u>Flight Centre Travel Group Limited (FLT.AX)</u>					
01/07/2022	Opening Balance	478.00			8,298.08 DR
24/11/2022	AUSIEX TRUST S FLT 39691028-00 50	(478.00)		8,045.84	252.24 DR
24/11/2022	Unrealised Gain writeback as at 24/11/2022			252.24	0.00 DR
31/03/2023	Revaluation - 30/03/2023 @ \$18.530000 (System Price) - 478.000000 Units on hand		559.26		559.26 DR
30/06/2023	Revaluation - 30/06/2023 @ \$0.000000 - 0.000000 Units on hand			559.26	0.00 DR
		0.00	559.26	8,857.34	0.00 DR
<u>Lanyon Investment Company Limited (LAN.AX)</u>					
01/07/2022	Opening Balance	36.00			340.96 DR
17/10/2022	As from the commencement of trading on Monday, 17 October 2022, the abovementioned company was removed from the Official List pursuant to Listing rule 17.12.	(36.00)		1,696.97	1,356.01 CR
17/10/2022	Unrealised Gain writeback as at 17/10/2022		1,356.01		0.00 DR
		0.00	1,356.01	1,696.97	0.00 DR
Units in Listed Unit Trusts (Australian) (78200)					
<u>Spdr Dow Jones Global Real Estate Esg Fund (DJRE.AX)</u>					
01/07/2022	Opening Balance	420.00			8,370.60 DR
24/11/2022	AUSIEX TRUST S DJRE 39691005-00 50	(420.00)		9,937.00	1,566.40 CR
24/11/2022	Unrealised Gain writeback as at 24/11/2022		1,566.40		0.00 DR
31/03/2023	Revaluation - 30/03/2023 @ \$18.640000 (System Price) - 420.000000 Units on hand			541.80	541.80 CR
30/06/2023	Revaluation - 30/06/2023 @ \$0.000000 - 0.000000 Units on hand		541.80		0.00 DR
		0.00	2,108.20	10,478.80	0.00 DR
<u>Ishares Core Composite Bond Etf (IAF.AX)</u>					
01/07/2022	Opening Balance	90.00			8,964.00 DR
24/11/2022	AUSIEX TRUST S IAF 39691155-00 50	(90.00)		10,128.40	1,164.40 CR
24/11/2022	Unrealised Gain writeback as at 24/11/2022		1,164.40		0.00 DR
31/03/2023	Revaluation - 30/03/2023 @ \$102.570000 (System Price) - 90.000000 Units on hand		267.30		267.30 DR
30/06/2023	Revaluation - 30/06/2023 @ \$0.000000 - 0.000000 Units on hand			267.30	0.00 DR

Walls Family Super Fund General Ledger

As at 30 June 2023

Transaction Date	Description	Units	Debit	Credit	Balance \$
		0.00	1,431.70	10,395.70	0.00 DR
<u>Ishares Core S&p/asx 200 Etf (IOZ,AX1)</u>					
22/12/2022	B IOZ 1,083.00	1,083.00	31,300.87		31,300.87 DR
28/12/2022	IOZ	0.00	46.95		31,347.82 DR
06/02/2023	S IOZ 22.00 (Auto reprocessed due to distribution entered / deleted on 30/06/2023)	(22.00)		636.84	30,710.98 DR
08/02/2023	Transaction Fee IOZ	0.00	1.00		30,711.98 DR
06/03/2023	B IOZ 19.00	19.00	563.16		31,275.14 DR
08/03/2023	Transaction Fee IOZ	0.00	0.84		31,275.98 DR
17/03/2023	B IOZ 9.00	9.00	255.42		31,531.40 DR
21/03/2023	Transaction Fee IOZ	0.00	0.38		31,531.78 DR
30/06/2023	Revaluation - 30/06/2023 @ \$29,170000 (Custom) - 1,089.000000 Units on hand		234.35		31,766.13 DR
		1,089.00	32,402.97	636.84	31,766.13 DR
<u>Ishares Enhanced Cash Etf (ISEC,AX1)</u>					
22/12/2022	B ISEC 22.00	22.00	2,214.13		2,214.13 DR
28/12/2022	ISEC	0.00	3.32		2,217.45 DR
30/06/2023	Revaluation - 30/06/2023 @ \$100,690000 (Custom) - 22.000000 Units on hand			2.27	2,215.18 DR
		22.00	2,217.45	2.27	2,215.18 DR
<u>Ishares S&p/asx Small Ordinaries Etf (ISO,AX)</u>					
01/07/2022	Opening Balance	1,500.00			6,570.00 DR
24/11/2022	AUSIEX TRUST S ISO 39691158-00 50	(1,500.00)		7,600.00	1,030.00 CR
24/11/2022	Unrealised Gain writeback as at 24/11/2022		1,030.00		0.00 DR
31/03/2023	Revaluation - 30/03/2023 @ \$4,340000 (System Price) - 1,500.000000 Units on hand			60.00	60.00 CR
30/06/2023	Revaluation - 30/06/2023 @ \$0,000000 - 0.000000 Units on hand		60.00		0.00 DR
		0.00	1,090.00	7,660.00	0.00 DR
<u>Ishares Core Msci World Ex Australia Esg Etf (IWLD,AX1)</u>					
22/12/2022	B IWLD 426.00	426.00	16,610.34		16,610.34 DR
28/12/2022	IWLD	0.00	24.92		16,635.26 DR
06/02/2023	B IWLD 9.00	9.00	364.68		16,999.94 DR
08/02/2023	Transaction Fee IWLD	0.00	0.55		17,000.49 DR
06/03/2023	S IWLD 121.00 (Auto reprocessed due to distribution entered / deleted on 30/06/2023)	(121.00)		4,740.49	12,260.00 DR
08/03/2023	Transaction Fee IWLD	0.00	7.45		12,267.45 DR
17/03/2023	S IWLD 7.00 (Auto reprocessed due to distribution entered / deleted on 30/06/2023)	(7.00)		273.48	11,993.97 DR
21/03/2023	Transaction Fee IWLD	0.00	0.43		11,994.40 DR
30/06/2023	Revaluation - 30/06/2023 @ \$45,840000 (Custom) - 307.000000 Units on hand		2,078.48		14,072.88 DR
		307.00	19,086.85	5,013.97	14,072.88 DR
<u>Magellan Global Fund (open Class) (managed Fund) (MGOC,AX)</u>					
01/07/2022	Opening Balance	7,292.00			16,917.44 DR
24/11/2022	AUSIEX TRUST S MGOC 39691157-00 50	(7,292.00)		17,977.00	1,059.56 CR
24/11/2022	Unrealised Gain writeback as at 24/11/2022		1,059.56		0.00 DR

Walls Family Super Fund

General Ledger

As at 30 June 2023

Transaction Date	Description	Units	Debit	Credit	Balance \$
31/03/2023	Revaluation - 30/03/2023 @ \$2.440000 (System Price) - 7,292.000000 Units on hand		875.04		875.04 DR
30/06/2023	Revaluation - 30/06/2023 @ \$0.000000 - 0.000000 Units on hand			875.04	0.00 DR
		0.00	1,934.60	18,852.04	0.00 DR
<u>Magellan Infrastructure Fund (currency Hedged)(managed Fund) (MICH.AX1)</u>					
01/07/2022	Opening Balance	3,240.00			9,752.40 DR
24/11/2022	AUSIEX TRUST S MICH 39691159-00 50	(3,240.00)		10,004.20	251.80 CR
24/11/2022	Unrealised Gain writeback as at 24/11/2022		251.80		0.00 DR
31/03/2023	Revaluation - 30/03/2023 @ \$2.810000 (System Price) - 3,240.000000 Units on hand			648.00	648.00 CR
30/06/2023	Revaluation - 30/06/2023 @ \$0.000000 - 0.000000 Units on hand		648.00		0.00 DR
		0.00	899.80	10,652.20	0.00 DR
<u>Vaneck Australian Equal Weight Etf (MVW.AX1)</u>					
01/07/2022	Opening Balance	581.00			17,726.31 DR
24/11/2022	AUSIEX TRUST S MVW 39691160-00 50	(581.00)		19,993.97	2,267.66 CR
24/11/2022	Unrealised Gain writeback as at 24/11/2022		2,267.66		0.00 DR
31/03/2023	Revaluation - 30/03/2023 @ \$33.630000 (System Price) - 581.000000 Units on hand		1,812.72		1,812.72 DR
30/06/2023	Revaluation - 30/06/2023 @ \$0.000000 - 0.000000 Units on hand			1,812.72	0.00 DR
		0.00	4,080.38	21,806.69	0.00 DR
<u>Platinum International Fund (quoted Managed Hedge Fund) (PIXX.AX1)</u>					
01/07/2022	Opening Balance	2,460.00			10,873.20 DR
24/11/2022	AUSIEX TRUST S PIXX 39691163-00 50	(2,460.00)		11,980.60	1,107.40 CR
24/11/2022	Unrealised Gain writeback as at 24/11/2022		1,107.40		0.00 DR
31/03/2023	Revaluation - 30/03/2023 @ \$4.980000 (System Price) - 2,460.000000 Units on hand		1,377.60		1,377.60 DR
30/06/2023	Revaluation - 30/06/2023 @ \$0.000000 - 0.000000 Units on hand			1,377.60	0.00 DR
		0.00	2,485.00	13,358.20	0.00 DR
<u>Spdr S&p/asx 200 Fund (STW.AX)</u>					
01/07/2022	Opening Balance	251.00			14,924.46 DR
24/11/2022	AUSIEX TRUST S STW 39691164-00 50 (Auto reprocessed due to distribution entered / deleted on 14/10/2022)	(251.00)		13,998.17	926.29 DR
24/11/2022	Unrealised Gain writeback as at 24/11/2022			926.29	0.00 DR
31/03/2023	Revaluation - 30/03/2023 @ \$64.460000 (System Price) - 251.000000 Units on hand		1,255.00		1,255.00 DR
30/06/2023	Revaluation - 30/06/2023 @ \$0.000000 - 0.000000 Units on hand			1,255.00	0.00 DR
		0.00	1,255.00	16,179.46	0.00 DR
<u>Vanguard All-World Ex-US Shares Index Etf (VEU.AX1)</u>					
01/07/2022	Opening Balance	248.00			17,962.64 DR
24/11/2022	AUSIEX TRUST S VEU 39691166-00 50	(248.00)		17,335.40	627.24 DR
24/11/2022	Unrealised Gain writeback as at 24/11/2022			627.24	0.00 DR
31/03/2023	Revaluation - 30/03/2023 @ \$78.840000 (System Price) - 248.000000 Units on hand		1,589.68		1,589.68 DR

Walls Family Super Fund

General Ledger

As at 30 June 2023

Transaction Date	Description	Units	Debit	Credit	Balance \$
30/06/2023	Revaluation - 30/06/2023 @ \$0.000000 - 0.000000 Units on hand			1,589.68	0.00 DR
		0.00	1,589.68	19,552.32	0.00 DR
<u>Vanguard Us Total Market Shares Index Etf (VTS.AX1)</u>					
01/07/2022	Opening Balance	125.00			34,190.00 DR
24/11/2022	AUSIEX TRUST S VTS 39691236-00 50	(125.00)		23,293.92	10,896.08 DR
24/11/2022	Unrealised Gain writeback as at 24/11/2022			10,896.08	0.00 DR
31/03/2023	Revaluation - 30/03/2023 @ \$299.250000 (System Price) - 125.000000 Units on hand		3,216.25		3,216.25 DR
30/06/2023	Revaluation - 30/06/2023 @ \$0.000000 - 0.000000 Units on hand			3,216.25	0.00 DR
		0.00	3,216.25	37,406.25	0.00 DR
<u>Units in Unlisted Unit Trusts (Australian) (78400)</u>					
<u>Dimensional 2 Yr Sus Fxd Int Tr AUD (DFA0002AU2)</u>					
23/12/2022	B DFA0002AU 683.77	683.77	6,705.51		6,705.51 DR
20/03/2023	B DFA0002AU 172.07	172.07	1,697.09		8,402.60 DR
21/03/2023	B DFA0002AU 29.56	29.56	291.34		8,693.94 DR
24/03/2023	B DFA0002AU 23.39	23.39	230.88		8,924.82 DR
30/06/2023	Revaluation - 30/06/2023 @ \$9.732900 (Custom) - 908.787000 Units on hand			79.69	8,845.13 DR
		908.79	8,924.82	79.69	8,845.13 DR
<u>Dimensional Glob Core Eqt Tr Hdq (DFA0009AU3)</u>					
23/12/2022	B DFA0009AU 735.34	735.34	18,782.75		18,782.75 DR
07/02/2023	S DFA0009AU 23.04	(23.04)		588.51	18,194.24 DR
07/03/2023	S DFA0009AU 117.99	(117.99)		3,013.81	15,180.43 DR
20/03/2023	B DFA0009AU 10.31	10.32	265.81		15,446.24 DR
30/06/2023	Revaluation - 30/06/2023 @ \$28.140000 (Custom) - 604.629300 Units on hand		1,568.03		17,014.27 DR
		604.63	20,616.59	3,602.32	17,014.27 DR
<u>Dimensional 5 Yr Div Fxd Int AUD Us (DFA0108AU2)</u>					
08/03/2023	B DFA0108AU 573.35	573.35	5,466.04		5,466.04 DR
13/03/2023	B DFA0108AU 259.87	259.87	2,492.86		7,958.90 DR
24/03/2023	B DFA0108AU 910.46	910.46	8,779.96		16,738.86 DR
30/06/2023	Revaluation - 30/06/2023 @ \$9.483200 (Custom) - 1,743.684500 Units on hand			203.15	16,535.71 DR
		1,743.68	16,738.86	203.15	16,535.71 DR
<u>SGH ICE (ETL0062AU1)</u>					
23/12/2022	B ETL0062AU 6,252.19	6,252.19	11,044.50		11,044.50 DR
20/03/2023	S ETL0062AU 6,252.19 (Auto reprocessed due to distribution entered / deleted on 30/06/2023)	(6,252.19)		11,044.50	0.00 DR
		0.00	11,044.50	11,044.50	0.00 DR
<u>abrdn Glb Abs Rtn Stg A Class (ETL0130AU1)</u>					
23/12/2022	B ETL0130AU 13,563.74	13,563.74	17,130.41		17,130.41 DR
07/02/2023	S ETL0130AU 13,563.74	(13,563.74)		17,130.41	0.00 DR
		0.00	17,130.41	17,130.41	0.00 DR
<u>Colchester Glob Govt Bd Fd Class I (ETL5525AU3)</u>					
23/12/2022	B ETL5525AU 6,866.37	6,866.37	5,569.31		5,569.31 DR
30/06/2023	Revaluation - 30/06/2023 @ \$0.805700 (Custom) - 6,866.366700 Units on hand			37.08	5,532.23 DR

Walls Family Super Fund

General Ledger

As at 30 June 2023

Transaction Date	Description	Units	Debit	Credit	Balance \$
		6,866.37	5,569.31	37.08	5,532.23 DR
<u>Fidelity Asia Fd (FID0010AU2)</u>					
23/12/2022	B FID0010AU 659.90	659.90	15,506.03		15,506.03 DR
07/03/2023	S FID0010AU 17.36	(17.36)		407.95	15,098.08 DR
30/06/2023	Revaluation - 30/06/2023 @ \$24.207200 (Custom) - 642.538500 Units on hand		455.98		15,554.06 DR
		642.54	15,962.01	407.95	15,554.06 DR
<u>Ardea Real Outcome Fund (HOW0098AU3)</u>					
07/02/2023	B HOW0098AU 1,647.27	1,647.27	1,407.26		1,407.26 DR
08/02/2023	B HOW0098AU 772.19	772.19	657.67		2,064.93 DR
13/02/2023	B HOW0098AU 749.38	749.38	642.44		2,707.37 DR
17/02/2023	B HOW0098AU 17,013.02	17,013.02	14,660.12		17,367.49 DR
07/03/2023	S HOW0098AU 479.93 (Auto reprocessed due to distribution entered / deleted on 30/06/2023)	(479.93)		413.56	16,953.93 DR
20/03/2023	S HOW0098AU 901.97 (Auto reprocessed due to distribution entered / deleted on 30/06/2023)	(901.97)		777.23	16,176.70 DR
30/06/2023	Revaluation - 30/06/2023 @ \$0.884700 (Custom) - 18,799.956700 Units on hand		455.62		16,632.32 DR
		18,799.96	17,823.11	1,190.79	16,632.32 DR
<u>Investors Mutual Concentrated Au Sh (IML0010AU3)</u>					
23/12/2022	B IML0010AU 6,562.65	6,562.65	13,154.83		13,154.83 DR
07/02/2023	B IML0010AU 253.33	253.33	517.85		13,672.68 DR
24/03/2023	B IML0010AU 899.95	899.95	1,799.73		15,472.41 DR
27/03/2023	B IML0010AU 4,651.85	4,651.85	9,362.31		24,834.72 DR
30/06/2023	Revaluation - 30/06/2023 @ \$2.036000 (Custom) - 12,367.778900 Units on hand		346.08		25,180.80 DR
		12,367.78	25,180.80		25,180.80 DR
<u>Antares Elite Opportunities Fund (PPL0115AU3)</u>					
23/12/2022	B PPL0115AU 10,121.97	10,121.97	13,093.78		13,093.78 DR
07/03/2023	B PPL0115AU 175.69	175.69	236.46		13,330.24 DR
20/03/2023	S PPL0115AU 4,187.30 (Auto reprocessed due to distribution entered / deleted on 30/06/2023)	(4,187.30)		5,425.88	7,904.36 DR
30/06/2023	Revaluation - 30/06/2023 @ \$1.268300 (Custom) - 6,110.360100 Units on hand			154.59	7,749.77 DR
		6,110.36	13,330.24	5,580.47	7,749.77 DR
<u>Pendal Focus Aust Share Fund (RFA0059AU3)</u>					
23/12/2022	B RFA0059AU 11,334.55	11,334.55	26,230.41		26,230.41 DR
11/01/2023	B RFA0059AU 129.77	129.77	299.01		26,529.42 DR
07/03/2023	B RFA0059AU 156.12	156.12	373.77		26,903.19 DR
20/03/2023	S RFA0059AU 2,307.25 (Auto reprocessed due to distribution entered / deleted on 30/06/2023)	(2,307.25)		5,351.92	21,551.27 DR
30/06/2023	Revaluation - 30/06/2023 @ \$2.286700 (Custom) - 9,313.188200 Units on hand			254.80	21,296.47 DR
		9,313.19	26,903.19	5,606.72	21,296.47 DR
<u>Schroder Global Value Fund W/C (SCH0030AU3)</u>					
23/12/2022	B SCH0030AU 26,503.95	26,503.95	29,149.04		29,149.04 DR
07/02/2023	B SCH0030AU 481.53	481.53	541.34		29,690.38 DR
07/03/2023	S SCH0030AU 924.94 (Auto reprocessed due to distribution entered / deleted on 30/06/2023)	(924.94)		1,029.00	28,661.38 DR

Walls Family Super Fund

General Ledger

As at 30 June 2023

Transaction Date	Description	Units	Debit	Credit	Balance \$
20/03/2023	B SCH0030AU 368.72	368.72	399.77		29,061.15 DR
30/06/2023	Revaluation - 30/06/2023 @ \$1,165900 (Custom) - 26,429.262800 Units on hand		1,752.73		30,813.88 DR
		26,429.26	31,842.88	1,029.00	30,813.88 DR
<u>ClrBrdge RARE Infra Inme Fd A (TGP0016AU2)</u>					
23/12/2022	B TGP0016AU 7,739.01	7,739.01	11,007.20		11,007.20 DR
07/02/2023	B TGP0016AU 333.58	333.58	472.91		11,480.11 DR
07/03/2023	B TGP0016AU 267.76	267.76	367.18		11,847.29 DR
20/03/2023	S TGP0016AU 199.10 (Auto reprocessed due to distribution entered / deleted on 30/06/2023)	(199.10)		283.18	11,564.11 DR
30/06/2023	Revaluation - 30/06/2023 @ \$1.371600 (Custom) - 8,141.250000 Units on hand			397.57	11,166.54 DR
		8,141.25	11,847.29	680.75	11,166.54 DR
GST Payable/Refundable (84000)					
<u>GST Payable/Refundable (84000)</u>					
01/07/2022	Opening Balance				304.00 CR
05/07/2022	Direct Credit AIR CONDITIONI NG ACDTRADE			175.23	479.23 CR
06/07/2022	BPAY DEFT PAYMENTS IB2-61408303		76.82		402.41 CR
07/07/2022	321701 ONGOINGFE 46		14.21		388.20 CR
01/08/2022	Direct Credit AIR CONDITIONI NG ACDTRADE			175.23	563.43 CR
05/08/2022	321701 ONGOINGFE 46		14.21		549.22 CR
01/09/2022	Direct Credit AIR CONDITIONI NG ACDTRADE			175.23	724.45 CR
06/09/2022	BPAY TAX OFFICE PAYMENTS IB2-92309996		442.00		282.45 CR
07/09/2022	BPAY DEFT PAYMENTS IB2-10550840		69.87		212.58 CR
07/09/2022	321701 ONGOINGFE 46		14.21		198.37 CR
07/10/2022	321701 ONGOINGFE 46		14.21		184.16 CR
18/10/2022	BPAY IAA PTY LIMITED IB2-79398132		37.82		146.34 CR
07/11/2022	321701 ONGOINGFE 46		14.21		132.13 CR
16/11/2022	BANK OF QLD SHED LEASE 50			167.40	299.53 CR
21/11/2022	BPAY TAX OFFICE PAYMENTS IB2-08349397		336.00		36.47 DR
05/12/2022	BPAY DEFT PAYMENTS IB2-82887424		69.87		106.34 DR
07/12/2022	321701 ONGOINGFE 46		14.21		120.55 DR
16/12/2022	BANK OF QLD SHED LEASE 50			167.40	46.85 CR
31/12/2022	Administration Fees		4.72		42.13 CR
31/12/2022	Investment Management Fee		0.98		41.15 CR
06/01/2023	321701 ONGOINGFE 46		14.21		26.94 CR
16/01/2023	BANK OF QLD SHED LEASE 50			167.40	194.34 CR
31/01/2023	Administration Fees		4.94		189.40 CR
31/01/2023	Investment Management Fee		2.82		186.58 CR
07/02/2023	321701 ONGOINGFE 46		14.21		172.37 CR
08/02/2023	BPAY TAX OFFICE PAYMENTS IB2-44742696		184.00		11.63 DR
16/02/2023	BANK OF QLD SHED LEASE 50			167.40	155.77 CR
28/02/2023	Administration Fees		4.54		151.23 CR
28/02/2023	Investment Management Fee		2.59		148.64 CR

Walls Family Super Fund

General Ledger

As at 30 June 2023

Transaction Date	Description	Units	Debit	Credit	Balance \$
07/03/2023	321701 ONGOINGFE 46		14.21		134.43 CR
16/03/2023	BANK OF QLD SHED LEASE 50			167.40	301.83 CR
23/03/2023	PAY ANYONE TO Gleeson Klein Stegeman Lawyers T 034059 000479701 - Property Sales		90.91		210.92 CR
25/03/2023	PAY ANYONE TO ACE Body Corp 184446 303282776 - Property Sales		13.64		197.28 CR
25/03/2023	BPAY DEFT PAYMENTS IB2-93077756		73.02		124.26 CR
31/03/2023	Administration Fees		4.96		119.30 CR
31/03/2023	Investment Management Fee		2.83		116.47 CR
06/04/2023	PAY ANYONE TO GKS Lawyers 034059 000479699		9.09		107.38 CR
06/04/2023	321701 ONGOINGFE 46		14.21		93.17 CR
17/04/2023	Direct Credit ATO ATO81414307968I001			138.00	231.17 CR
17/04/2023	BANK OF QLD SHED LEASE 50			167.40	398.57 CR
30/04/2023	Administration Fees		4.88		393.69 CR
30/04/2023	Investment Management Fee		2.78		390.91 CR
05/05/2023	321701 ONGOINGFE 46		14.21		376.70 CR
16/05/2023	BANK OF QLD SHED LEASE 50			167.40	544.10 CR
26/05/2023	BPAY TAX OFFICE PAYMENTS IB2-32170324 - Mar 23 BAS		282.00		262.10 CR
31/05/2023	PEXA RW 230289 WALLS SA 50		101.81		160.29 CR
31/05/2023	as per Settlement Stt			24.07	184.36 CR
31/05/2023	Administration Fees		5.03		179.33 CR
31/05/2023	Investment Management Fee		2.87		176.46 CR
05/06/2023	321701 ONGOINGFE 46		19.89		156.57 CR
07/06/2023	Direct Credit Insurance Advise IA Refund-BPK cxl (Insurance Refund)			3.43	160.00 CR
30/06/2023	Administration Fees		4.89		155.11 CR
30/06/2023	Investment Management Fee		2.79		152.32 CR
			2,014.67	1,862.99	152.32 CR
Income Tax Payable/Refundable (85000)					
<u>Income Tax Payable/Refundable (85000)</u>					
01/07/2022	Opening Balance				7,139.91 DR
21/11/2022	BPAY TAX OFFICE PAYMENTS IB2-08349397		2,036.00		9,175.91 DR
08/02/2023	BPAY TAX OFFICE PAYMENTS IB2-44742696		2,036.00		11,211.91 DR
18/04/2023	Direct Credit ATO ATO002000018046847			7,139.91	4,072.00 DR
26/05/2023	BPAY TAX OFFICE PAYMENTS IB2-32170324 - Mar 23 BAS		2,036.00		6,108.00 DR
30/06/2023	Create Entries - Franking Credits Adjustment - 30/06/2023		1,074.63		7,182.63 DR
30/06/2023	Create Entries - Foreign Credits Adjustment - 30/06/2023		198.92		7,381.55 DR
30/06/2023	Create Entries - Foreign Resident Withholding Credit Adjustment - 30/06/2023		182.61		7,564.16 DR
30/06/2023	Create Entries - Income Tax Expense - 30/06/2023			19,375.05	11,810.89 CR
			7,564.16	26,514.96	11,810.89 CR

PAYG Payable (86000)

Walls Family Super Fund

General Ledger

As at 30 June 2023

Transaction Date	Description	Units	Debit	Credit	Balance \$
<u>PAYG Payable (86000)</u>					
01/07/2022	Opening Balance				1,996.00 CR
06/09/2022	BPAY TAX OFFICE PAYMENTS IB2-92309996		1,996.00		0.00 DR
			1,996.00		0.00 DR
<u>Sundry Creditors (88000)</u>					
<u>Sundry Creditors (88000)</u>					
01/07/2022	Opening Balance				56.00 CR
26/07/2022	ASIC Fee (2022) paid out of pocekt		56.00		0.00 DR
			56.00		0.00 DR
<u>Deferred Tax Liability/Asset (89000)</u>					
<u>Deferred Tax Liability/Asset (89000)</u>					
01/07/2022	Opening Balance				76.59 DR
30/06/2023	Create Entries - PDIT Entry - 30/06/2023			624.14	547.55 CR
				624.14	547.55 CR
Total Debits:			2,471,511.58		
Total Credits:				2,471,511.58	

Walls Family Super Fund

Create Entries Report

For the period 01 July 2022 to 30 June 2023

Create Entries Financial Year Summary 01 July 2022 - 30 June 2023

Total Profit	Amount
Income	249,667.65
Less Expense	40,392.84
Total Profit	209,274.81

Tax Summary	Amount
Fund Tax Rate	15.00 %
Total Profit	209,274.81
Less Permanent Differences	4,564.17
Less Timing Differences	9,128.35
Less Exempt Pension Income	0.00
Less Other Non Taxable Income	32,046.00
Less LIC Deductions	0.00
Add SMSF Non Deductible Expenses	0.00
Add Other Non Deductible Expenses	0.00
Add Total Franking/Foreign/TFN/FRW Credits	1,456.16
Less Realised Accounting Capital Gains	101,794.86
Less Accounting Trust Distributions	5,467.66
Add Taxable Trust Distributions	2,364.05
Add Distributed Foreign income	1,263.90
Add Total Net Capital Gains	72,401.57
Less Tax Adjustment - Capital Works Expenditure (D1)	2,528.00
Less Tax Adjustment - Decline in value of depreciating assets (E1)	2,061.00
Less Tax Losses Deducted	0.00
Add SMSF Annual Return Rounding	(3.45)
Taxable Income	129,167.00
Income Tax on Taxable Income or Loss	19,375.05

Profit/(Loss) Available for Allocation	Amount
Total Available Profit	126,413.44
Franking Credits	1,074.63
TFN Credits	0.00
Foreign Credits	198.92
FRW Credits	182.61
Total	127,670.68

Income Tax Expense Available for Allocation	Amount
Income Tax on Taxable Income or Loss	19,375.05
Deferred Tax	624.14
Member Specific Income Tax	(7,622.28)
Total Income Tax Expense Allocation	12,376.91

Final Segment 1 from 01 July 2022 to 30 June 2023

Pool Name Unsegregated Pool

Total Profit		Amount
Income		249,667.65
Less Expense		40,392.84
Total Profit		209,274.81
Create Entries Summary		Amount
Fund Tax Rate		15.00 %
Total Profit		209,274.81
Less Permanent Differences		4,564.17
Less Timing Differences		9,128.35
Less Exempt Pension Income		0.00
Less Other Non Taxable Income		32,046.00
Add SMSF Non Deductible Expenses		0.00
Add Other Non Deductible Expenses		0.00
Add Total Franking/Foreign/TFN/FRW Credits		1,456.16
Less Realised Accounting Capital Gains		101,794.86
Less Accounting Trust Distributions		5,467.66
Add Taxable Trust Distributions		2,364.05
Add Distributed Foreign income		1,263.90
Add Capital Gains Adjustment		72,401.57
Less Tax Losses Deducted		0.00
Add Taxable Income Adjustment		(4,592.45)
Taxable Income		129,167.00
Income Tax on Taxable Income or Loss		19,375.05
Member Weighted Balance Summary		Amount
	Weighting%	
Jeffrey Carlyle Walls(WALJEF00001A)	31.88	178,823.43
Renee Margaret Walls(WALREN00001A)	68.12	382,133.48
Profit/(Loss) Available for Allocation		
Total Available Profit		126,413.44
Franking Credits		1,074.63
TFN Credits		0.00
FRW Credits		182.61
Total		127,670.68
Allocation to Members		Amount
	Weighting%	
Jeffrey Carlyle Walls(WALJEF00001A)	31.88	40,701.41
Renee Margaret Walls(WALREN00001A)	68.12	86,969.27
Accumulation Weighted Balance Summary		Amount
	Weighting%	
Jeffrey Carlyle Walls(WALJEF00001A)	31.88	178,823.43
Renee Margaret Walls(WALREN00001A)	68.12	382,133.48
Income Tax Expense Available for Allocation		Amount
Total Income Tax Expense Allocation		12,376.91

Income Tax Expense Available for Allocation	Amount
Income Tax on Taxable Income or Loss	19,375.05
Deferred Tax	624.14
Member Specific Income Tax	(7,622.28)
Total Income Tax Expense Allocation	12,376.91

Allocation to Members	Weighting%	Amount
Jeffrey Carlyle Walls(WALJEF00001A)	31.88	3,945.76
Renee Margaret Walls(WALREN00001A)	68.12	8,431.15

Calculation of daily member weighted balances

Jeffrey Carlyle Walls (WALJEF00001A)

Member Balance

01/07/2022	50010	Opening Balance	178,023.05	178,023.05
01/07/2022	52420	Contributions	923.08	923.08
01/07/2022	53800	Contributions Tax	(138.46)	(138.46)
13/07/2022	53920	Life Insurance Premiums	(1,764.80)	(1,706.78)
16/07/2022	52420	Contributions	1,200.00	1,150.68
16/07/2022	53800	Contributions Tax	(180.00)	(172.60)
22/07/2022	52420	Contributions	1,384.62	1,304.96
22/07/2022	53800	Contributions Tax	(207.69)	(195.74)
25/07/2022	53920	Life Insurance Premiums	(248.19)	(231.87)
15/08/2022	53920	Life Insurance Premiums	(1,764.80)	(1,547.22)
16/08/2022	52420	Contributions	1,200.00	1,048.77
16/08/2022	53800	Contributions Tax	(180.00)	(157.32)
25/08/2022	53920	Life Insurance Premiums	(248.19)	(210.79)
26/08/2022	52420	Contributions	969.22	820.52
26/08/2022	53800	Contributions Tax	(145.38)	(123.08)
13/09/2022	53920	Life Insurance Premiums	(1,764.80)	(1,407.00)
16/09/2022	52420	Contributions	1,200.00	946.85
16/09/2022	53800	Contributions Tax	(180.00)	(142.03)
26/09/2022	53920	Life Insurance Premiums	(248.19)	(189.03)
05/10/2022	52420	Contributions	969.23	714.31
05/10/2022	53800	Contributions Tax	(145.38)	(107.14)
13/10/2022	53920	Life Insurance Premiums	(1,764.80)	(1,261.95)
16/10/2022	52420	Contributions	1,200.00	848.22
16/10/2022	53800	Contributions Tax	(180.00)	(127.23)
21/10/2022	52420	Contributions	1,494.23	1,035.73
21/10/2022	53800	Contributions Tax	(224.13)	(155.36)
25/10/2022	53920	Life Insurance Premiums	(248.19)	(169.31)
14/11/2022	53920	Life Insurance Premiums	(1,764.80)	(1,107.23)
16/11/2022	52420	Contributions	1,200.00	746.30
16/11/2022	53800	Contributions Tax	(180.00)	(111.95)
21/11/2022	52420	Contributions	969.23	589.50
21/11/2022	53800	Contributions Tax	(145.38)	(88.42)
25/11/2022	53920	Life Insurance Premiums	(248.19)	(148.23)
13/12/2022	53920	Life Insurance Premiums	(1,764.80)	(967.01)

Calculation of daily member weighted balances

16/12/2022	52420	Contributions	1,200.00	647.67
16/12/2022	53800	Contributions Tax	(180.00)	(97.15)
28/12/2022	53920	Life Insurance Premiums	(248.19)	(125.79)
05/01/2023	52420	Contributions	969.22	470.01
05/01/2023	53800	Contributions Tax	(145.38)	(70.50)
13/01/2023	53920	Life Insurance Premiums	(312.68)	(144.78)
13/01/2023	53920	Life Insurance Premiums	(385.94)	(178.70)
13/01/2023	53920	Life Insurance Premiums	(1,066.18)	(493.66)
16/01/2023	52420	Contributions	2,000.00	909.59
16/01/2023	53800	Contributions Tax	(300.00)	(136.44)
20/01/2023	52420	Contributions	1,978.84	878.28
20/01/2023	53800	Contributions Tax	(296.83)	(131.74)
25/01/2023	53920	Life Insurance Premiums	(248.19)	(106.76)
13/02/2023	53920	Life Insurance Premiums	(312.68)	(118.22)
13/02/2023	53920	Life Insurance Premiums	(385.94)	(145.92)
13/02/2023	53920	Life Insurance Premiums	(1,066.18)	(403.10)
16/02/2023	52420	Contributions	2,000.00	739.73
16/02/2023	53800	Contributions Tax	(300.00)	(110.96)
22/02/2023	52420	Contributions	969.24	342.55
22/02/2023	53800	Contributions Tax	(145.39)	(51.38)
27/02/2023	53920	Life Insurance Premiums	(291.98)	(99.19)
13/03/2023	53920	Life Insurance Premiums	(312.68)	(94.23)
13/03/2023	53920	Life Insurance Premiums	(481.94)	(145.24)
13/03/2023	53920	Life Insurance Premiums	(1,066.18)	(321.31)
16/03/2023	52420	Contributions	2,000.00	586.30
16/03/2023	53800	Contributions Tax	(300.00)	(87.95)
23/03/2023	52420	Contributions	969.22	265.54
23/03/2023	53800	Contributions Tax	(145.38)	(39.83)
27/03/2023	53920	Life Insurance Premiums	(291.98)	(76.79)
13/04/2023	53920	Life Insurance Premiums	(368.30)	(79.71)
13/04/2023	53920	Life Insurance Premiums	(481.94)	(104.31)
13/04/2023	53920	Life Insurance Premiums	(1,309.14)	(283.35)
24/04/2023	52420	Contributions	1,231.72	229.47
24/04/2023	53800	Contributions Tax	(184.76)	(34.42)
26/04/2023	53920	Life Insurance Premiums	(291.98)	(52.80)
15/05/2023	53920	Life Insurance Premiums	(368.30)	(47.42)
15/05/2023	53920	Life Insurance Premiums	(481.94)	(62.06)
15/05/2023	53920	Life Insurance Premiums	(1,309.14)	(168.57)
25/05/2023	53920	Life Insurance Premiums	(291.98)	(29.60)
13/06/2023	53920	Life Insurance Premiums	(368.30)	(18.16)
13/06/2023	53920	Life Insurance Premiums	(481.94)	(23.77)
13/06/2023	53920	Life Insurance Premiums	(1,309.14)	(64.56)
26/06/2023	53920	Life Insurance Premiums	(291.98)	(4.00)
27/06/2023	52420	Contributions	18,421.85	201.88
27/06/2023	53800	Contributions Tax	(359.83)	(3.94)
30/06/2023	53920	Life Insurance Premiums	8,212.51	22.50

Calculation of daily member weighted balances**Total Amount (Weighted)****178,823.43****Renee Margaret Walls (WALREN00001A)**Member Balance

01/07/2022	50010	Opening Balance	379,450.32	379,450.32
26/07/2022	52420	Contributions	56.00	52.16
26/07/2022	53800	Contributions Tax	(8.40)	(7.82)
04/11/2022	52420	Contributions	1,572.50	1,029.66
04/11/2022	53800	Contributions Tax	(235.88)	(154.45)
27/01/2023	52420	Contributions	1,365.00	579.66
27/01/2023	53800	Contributions Tax	(204.75)	(86.95)
17/04/2023	52420	Contributions	2,000.00	410.96
17/04/2023	53800	Contributions Tax	(300.00)	(61.64)
19/04/2023	52420	Contributions	735.00	147.00
19/04/2023	53800	Contributions Tax	(110.25)	(22.05)
16/05/2023	52420	Contributions	2,000.00	252.05
16/05/2023	53800	Contributions Tax	(300.00)	(37.81)
16/06/2023	52420	Contributions	1,818.04	74.71
16/06/2023	53800	Contributions Tax	(272.71)	(11.21)
20/06/2023	52420	Contributions	441.55	13.31
20/06/2023	53800	Contributions Tax	(66.23)	(2.00)
27/06/2023	52420	Contributions	54,078.15	592.64
27/06/2023	53800	Contributions Tax	(5,708.28)	(62.56)
30/06/2023	53920	Life Insurance Premiums	(5,015.28)	(13.74)
30/06/2023	53920	Life Insurance Premiums	(3,197.23)	(8.76)
		Total Amount (Weighted)		382,133.48

Calculation of Net Capital Gains

Capital gains from Unsegregated Pool	118,148.04
Capital gains from Unsegregated Pool - Collectables	0.00
Capital Gain Adjustment from prior segments	0.00
Realised Notional gains	0.00
Carried forward losses from prior years	0.00
Current year capital losses from Unsegregated Pool	9,545.68
Current year capital losses from Unsegregated Pool - Collectables	0.00
Losses Applied	9,545.68
Total CGT Discount Applied	36,200.79
Capital Gain /(Losses carried forward)	72,401.57
CGT allocated in prior segments	0.00
Allocations of Net Capital Gains to Pools	
Capital Gain Proportion - Unsegregated Pool (108602.36/108602.36)=100.00%	72,401.57

Foreign Tax Offset Calculations

Segment 01 July 2022 to 30 June 2023

Claimable FTO - Unsegregated Pool	198.92
Claimable FTO	198.92
Total Claimable Foreign Credits for the Year	198.92
Foreign Tax Offset (Label C1)	198.92
Applied/Claimed FTO	198.92
Allocations of Foreign Tax Offset to Members	
Jeffrey Carlyle Walls(WALJEF00001A) - 31.88 %	63.42
Renee Margaret Walls(WALREN00001A) - 68.12 %	135.50
Total Foreign Tax Offset Allocated to Members	198.92



Activity statement 001

Date generated	30 October 2023
Overdue	\$0.00
Not yet due	\$0.00
Balance	\$0.00



Transactions

13 results found - from 01 July 2022 to 30 October 2023 sorted by processed date ordered newest to oldest

Processed date	Effective date	Description	Debit (DR)	Credit (CR)	Balance
25 Aug 2023	24 Aug 2023	Payment received		\$204.00	\$0.00
24 Aug 2023	25 Aug 2023	Original Activity Statement for the period ending 30 Jun 23 - GST	\$204.00		\$204.00 DR
29 May 2023	26 May 2023	Payment received		\$2,318.00	\$0.00
26 May 2023	26 May 2023	Original Activity Statement for the period ending 31 Mar 23	\$2,318.00		\$2,318.00 DR
26 May 2023	26 May 2023	- GST	\$282.00		
26 May 2023	26 May 2023	- PAYG Instalments	\$2,036.00		
12 Apr 2023	17 Apr 2023	EFT refund for GST for the period from 01 Apr 22 to 30 Jun 22	\$138.00		\$0.00
12 Apr 2023	15 Sep 2022	Client initiated amended Activity Statement for the period ending 30 Jun 22 - GST		\$138.00	\$138.00 CR
9 Feb 2023	8 Feb 2023	Payment received		\$2,220.00	\$0.00
8 Feb 2023	28 Feb 2023	Original Activity Statement for the period ending 31 Dec 22	\$2,220.00		\$2,220.00 DR
8 Feb 2023	28 Feb 2023	- GST	\$184.00		
8 Feb 2023	28 Feb 2023	- PAYG Instalments	\$2,036.00		
23 Nov 2022	22 Nov 2022	Payment received		\$2,372.00	\$0.00
21 Nov 2022	25 Nov 2022	Original Activity Statement for the period ending 30 Sep 22	\$2,372.00		\$2,372.00 DR
21 Nov 2022	25 Nov 2022	- GST	\$336.00		
21 Nov 2022	25 Nov 2022	- PAYG Instalments	\$2,036.00		
7 Sep 2022	7 Sep 2022	General interest charge			\$0.00

Processed date	Effective date	Description	Debit (DR)	Credit (CR)	Balance
7 Sep 2022	6 Sep 2022	Payment received		\$2,438.00	\$0.00
1 Sep 2022	15 Sep 2022	Original Activity Statement for the period ending 30 Jun 22	\$2,438.00		\$2,438.00 DR
1 Sep 2022	15 Sep 2022	- GST	\$442.00		
1 Sep 2022	15 Sep 2022	- PAYG Instalments	\$1,996.00		



Australian Government
Australian Taxation Office

Agent HERRON ACCOUNTANTS
Client THE TRUSTEE FOR WALLS
 FAMILY SUPER FUND
ABN 81 414 307 968
TFN 926 792 053

Income tax 551

Date generated	30 October 2023
Overdue	\$0.00
Not yet due	\$0.00
Balance	\$0.00



Transactions

2 results found - from **01 July 2022** to **30 October 2023** sorted by **processed date** ordered **newest to oldest**

Processed date	Effective date	Description	Debit (DR)	Credit (CR)	Balance
13 Apr 2023	18 Apr 2023	EFT refund for Income Tax for the period from 01 Jul 21 to 30 Jun 22	\$6,880.91		\$0.00
13 Apr 2023	13 Apr 2023	Tax return Self Man Superfund - Income Tax for the period from 01 Jul 21 to 30 Jun 22		\$6,880.91	\$6,880.91 CR

Wrap Tax Statement

Financial Year ended 30/06/2023



Portfolio valuation as at 30 June 2023

Asset code	Asset name	Units	Price \$	Value \$
	Netwealth Cash Account			7,930.11
Asset				
PPL0115AU	Antares Elite Opportunities Fund	6,110.3601	1.268300	7,749.77
HOW0098AU	Ardea Real Outcome Fund	18,799.9567	0.884700	16,632.32
TGP0016AU	ClearBridge RARE Infra Income Fund - Hedged - CIA	8,141.2500	1.371600	11,166.54
ETL5525AU	Colchester Global Government Bond Fund - Class I	6,866.3667	0.805700	5,532.23
DFA0002AU	Dimensional 2 Yr Sustainabil Fix Int Trust - AUD	908.7870	9.732900	8,845.13
DFA0108AU	Dimensional 5 Yr Diversif Fixed Int Trust - AUD CI	1,743.6845	9.483200	16,535.71
DFA0009AU	Dimensional Global Core Equity Tr - AUD Hedged	604.6293	28.140000	17,014.27
FID0010AU	Fidelity Asia Fund	642.5385	24.207200	15,554.06
IML0010AU	Investors Mutual Concentrated Aust Share Fund	12,367.7789	2.036000	25,180.80
IWLD	iShares Core MSCI World Ex Aus ESG Leaders ETF	307.0000	45.840000	14,072.88
IOZ	iShares Core S&P/ASX 200 ETF	1,089.0000	29.170000	31,766.13
ISEC	iShares Enhanced Cash ETF	22.0000	100.690000	2,215.18
RFA0059AU	Pendal Focus Australian Share Fund	9,313.1882	2.286700	21,296.47
SCH0030AU	Schroder Global Value Fund	26,429.2628	1.165900	30,813.88
Subtotal				224,375.37

Income receivable

PPL0115AU	Antares Elite Opportunities Fund			367.33
TGP0016AU	ClearBridge RARE Infra Income Fund - Hedged - CIA			168.96
ETL5525AU	Colchester Global Government Bond Fund - Class I			41.69
DFA0002AU	Dimensional 2 Yr Sustainabil Fix Int Trust - AUD			71.82
DFA0108AU	Dimensional 5 Yr Diversif Fixed Int Trust - AUD CI			137.99
FID0010AU	Fidelity Asia Fund			238.84
IML0010AU	Investors Mutual Concentrated Aust Share Fund			269.58
IWLD	iShares Core MSCI World Ex Aus ESG Leaders ETF			277.84
IOZ	iShares Core S&P/ASX 200 ETF			145.75
ISEC	iShares Enhanced Cash ETF			6.28
RFA0059AU	Pendal Focus Australian Share Fund			884.38
SCH0030AU	Schroder Global Value Fund			288.13

Walls Family Super Fund

Contributions Breakdown Report

For The Period 01 July 2022 - 30 June 2023

Summary

Member	D.O.B	Age (at 30/06/2022)	Total Super Balance (at 30/06/2022) *1	Concessional	Non-Concessional	Other	Reserves	Total
Walls, Jeffrey Carlyle	27/01/1970	52	178,023.05	28,426.70	16,023.00	0.00	0.00	44,449.70 ✓
Walls, Renee Margaret	21/02/1971	51	379,450.32	48,043.24	16,023.00	0.00	0.00	64,066.24 ✓
All Members				76,469.94	32,046.00	0.00	0.00	108,515.94

*1 TSB can include information external to current fund's transaction records. The amount is per individual across all funds.

Contribution Caps

Member	Contribution Type	Contributions	Cap	Current Position
Walls, Jeffrey Carlyle	Concessional (5 year carry forward cap available)	28,426.70	28,426.70	At Limit
	Non-Concessional	16,023.00	110,000.00	93,977.00 Below Cap
Walls, Renee Margaret	Concessional (5 year carry forward cap available)	48,043.24	49,797.13	1,753.89 Below Cap
	Non-Concessional	16,023.00	110,000.00	93,977.00 Below Cap

Carry Forward Unused Concessional Contribution Cap

Member	2018	2019	2020	2021	2022	2023	Current Position
Walls, Jeffrey Carlyle							
Concessional Contribution Cap	25,000.00	25,000.00	25,000.00	25,000.00	27,500.00	27,500.00	
Concessional Contribution	20,801.52	24,457.19	25,197.15	25,345.66	26,573.30	28,426.70	
Unused Concessional Contribution	0.00	542.81	0.00	0.00	926.70	0.00	
Cumulative Carry Forward Unused	N/A	0.00	542.81	345.66	0.00	926.70	
Maximum Cap Available	25,000.00	25,000.00	25,542.81	25,345.66	27,500.00	28,426.70	At Limit
Total Super Balance	99,522.60	127,753.70	129,293.61	130,210.21	172,744.55	178,023.05	
Walls, Renee Margaret							
Concessional Contribution Cap	25,000.00	25,000.00	25,000.00	25,000.00	27,500.00	27,500.00	
Concessional Contribution	42,394.00	3,542.69	24,190.98	23,215.31	29,253.89	48,043.24	
Unused Concessional Contribution	0.00	21,457.31	809.02	1,784.69	0.00	0.00	
Cumulative Carry Forward Unused	N/A	0.00	21,457.31	22,266.33	24,051.02	22,297.13	
Maximum Cap Available	25,000.00	25,000.00	46,457.31	47,266.33	51,551.02	49,797.13	1,753.89 Below Cap
Total Super Balance	86,250.58	135,429.72	124,443.02	127,783.61	176,778.19	379,450.32	

NCC Bring Forward Caps

2022 May & June Employer Super Cont'n

Member	Bring Forward Cap	2020	2021	2022	2023	Total	Current Position
Walls, Jeffrey Carlyle	N/A	0.00	41.44	0.00	16,023.00	N/A	Bring Forward Not Triggered
Walls, Renee Margaret	N/A	0.00	0.00	0.00	16,023.00	N/A	Bring Forward Not Triggered

Walls, Jeffrey Carlyle

Date	Transaction Description	Ledger Data					SuperStream Data				
		Contribution Type	Concessional	Non-Concession	Other	Reserves	Contribution	Employer	Concessional	Non-Concess	Other
01/07/2022	Direct Credit ATO ATO001000016747111	Employer	923.08				Employer	SILVER DRAGON (QLD) PTY LTD	923.08		
16/07/2022	BANK OF QLD Super policies	Personal - Concessional	1,200.00								
22/07/2022	Direct Credit ATO ATO006000016525087	Employer	1,384.62				Employer	SILVER DRAGON (QLD) PTY LTD	1,384.62		
16/08/2022	BANK OF QLD Super policies	Personal - Concessional	1,200.00								
26/08/2022	Direct Credit ATO ATO002000017195784 - PERSONAL SUPER CONTRIBUTIONS	Personal - Concessional	969.22								
26/08/2022							Employer	SILVER DRAGON (QLD) PTY LTD	969.22		
16/09/2022	BANK OF QLD Super policies	Personal - Concessional	1,200.00								
05/10/2022	Direct Credit ATO ATO003000017310285 - PERSONAL SUPER CONTRIBUTIONS	Personal - Concessional	969.23								
05/10/2022							Employer	SILVER DRAGON (QLD) PTY LTD	969.23		
16/10/2022	BANK OF QLD Super policies	Personal - Concessional	1,200.00								
21/10/2022	Direct Credit ATO ATO004000017032329 - PERSONAL SUPER CONTRIBUTIONS	Personal - Concessional	1,494.23								
21/10/2022							Employer	SILVER DRAGON	1,494.23		

16/11/2022	BANK OF QLD Super policies	Personal - Concessional	1,200.00		(QLD) PTY LTD	
21/11/2022	Direct Credit ATO ATO0050000173334 96 - PERSONAL SUPER CONTRIBUTIONS	Personal - Concessional	969.23			
21/11/2022				Employer	SILVER DRAGON (QLD) PTY LTD	969.23
16/12/2022	BANK OF QLD Super policies	Personal - Concessional	1,200.00			
05/01/2023	Direct Credit ATO ATO0011000171198 19 - PERSONAL SUPER CONTRIBUTIONS	Personal - Concessional	969.22			
05/01/2023				Employer	SILVER DRAGON (QLD) PTY LTD	969.22
16/01/2023	BANK OF QLD SUPER POLICIES 50	Personal - Concessional	2,000.00			
20/01/2023	Direct Credit ATO ATO0060000175400 42 - PERSONAL SUPER CONTRIBUTIONS	Personal - Concessional	1,978.84			
20/01/2023				Employer	SILVER DRAGON (QLD) PTY LTD	1,978.84
16/02/2023	BANK OF QLD SUPER POLICIES 50	Personal - Concessional	2,000.00			
22/02/2023	Direct Credit ATO ATO0090000175800 88	Personal - Concessional	969.24			
22/02/2023				Employer	SILVER DRAGON (QLD) PTY LTD	969.24
16/03/2023	BANK OF QLD SUPER POLICIES 50	Personal - Concessional	2,000.00			
23/03/2023	Direct Credit ATO ATO0010000181435 99 - PERSONAL SUPER CONTRIBUTIONS	Personal - Concessional	969.22			
23/03/2023				Employer	SILVER DRAGON (QLD) PTY LTD	969.22
24/04/2023	Direct Credit ATO	Personal - Concessional	1,231.72			

24/04/2023	4877						Employer	SILVER DRAGON (QLD) PTY LTD	1,231.72
27/06/2023	TFR FROM 023116674 + VADIVA's (Renee's company) employee contributions \$1,243.85	Personal - Concessional	2,398.85						
27/06/2023	TFR FROM 023116674 + VADIVA's (Renee's company) employee contributions \$1,243.85	Personal - Non-Concessional		16,023.00					
Total - Walls, Jeffrey Carlyle			28,426.70	16,023.00	0.00	0.00			12,827.85
									0.00
									0.00

No Wages in 2023 for Jeff - STP Adjusted and treated the paid Super during in 2023 FY as 'Personal Super Contributions'

Walls, Renee Margaret

Date	Transaction Description	Ledger Data				SuperStream Data					
		Contribution Type	Concessional	Non-Concession	Other	Reserves	Contribution	Employer	Concessional	Non-Concess	Other
26/07/2022	ASIC Fee (2022) paid out of pocekt	Personal - Concessional	56.00								
04/11/2022	Direct Credit SuperChoice P/ L PC311022-106547770	Employer	1,572.50				Employer	ATM2GO FRANCHISING PTY LTD	1,572.50		
27/01/2023	Direct Credit SuperChoice P/ L PC200123-197390873	Employer	1,365.00				Employer	ATM2GO FRANCHISING PTY LTD	1,365.00		
17/04/2023	BANK OF QLD SUPER POLICIES 50 + VADIVA's (Renee's company) employee contributions \$553.08	Employer	533.08								
17/04/2023	BANK OF QLD SUPER POLICIES 50 + VADIVA's	Personal - Concessional	1,466.92								

VADIVA - March Qtr Wage \$5,076.95

company) employee
contributions
\$553.08

19/04/2023	Direct Credit SuperChoice P/ L PC130423- 159851191	Employer	735.00				
20/04/2023				Employer	ATM2GO FRANCHISING PTY LTD	735.00	
16/05/2023	BANK OF QLD SUPER POLICIES 50	Personal - Concessional	2,000.00				
16/06/2023	BANK OF QLD SUPER POLICIES 50	Personal - Concessional	1,818.04				
20/06/2023	Direct Credit SuperChoice P/ L PC140623- 126108255	Employer	441.55	Employer	ATM2GO FRANCHISING PTY LTD	441.55	
27/06/2023	TFR FROM 023116674 + VADIVA's (Renee's company) employee contributions \$1,243.85	Employer	1,243.85				
27/06/2023	TFR FROM 023116674 + VADIVA's (Renee's company) employee contributions \$1,243.85	Personal - Concessional	36,811.30				
27/06/2023	TFR FROM 023116674 + VADIVA's (Renee's company) employee contributions \$1,243.85	Personal - Non- Concessional	16,023.00				

VADIVA June Qtr Wage \$11,846.19

Total - Walls, Renee Margaret	48,043.24	16,023.00	0.00	0.00	4,114.05	0.00	0.00
--------------------------------------	------------------	------------------	-------------	-------------	-----------------	-------------	-------------

Total for All Members

76,469.94	32,046.00	0.00	0.00
-----------	-----------	------	------



Australian Government
Australian Taxation Office

Agent HERRON ACCOUNTANTS

Client JEFFREY WALLS

TFN 373890991

Carry-forward concessional contributions

If the annual concessional contributions cap for the current year is exceeded, unused concessional contributions may be carried forward if the [eligibility criteria](#) is met.

The eligibility criteria to carry forward the unused concessional contributions has been met as the total superannuation balance is less than **\$500,000.00** at the end of 30 June of the previous financial year. Additional catch-up concessional contributions to the super fund(s) may be made.

The decisions that are made with this information can have tax consequences. We recommend that financial advice is obtained.

Total superannuation balance at 30 June 2021

\$174,560.86

Visit [total superannuation balance](#) to learn more.

Financial year

Current as at **23 April 2023**

Unused concessional contributions available to carry forward Eligible**\$0.00**

Eligible to carry forward unused concessional contributions cap because the total superannuation balance is less than **\$500,000.00** at the end of 30 June 2021.

2021-22 financial year

Description	Amount
Total carry-forward concessional contributions cap	\$75,000.00
Concessional contributions	\$75,000.00
Unused concessional contributions cap available to carry forward	\$0.00

Previous financial years

Key definitions [?](#)

Financial year	Concessional contributions cap	Concessional contributions	Unused concessional contributions cap
01/07/2020 - 30/06/2021	\$25,000.00	\$25,345.66	\$0.00
01/07/2019 - 30/06/2020	\$25,000.00	\$25,197.15	\$0.00
01/07/2018 - 30/06/2019	\$25,000.00	\$24,457.19	\$0.00

Further considerations

- > Concessional contributions may not be reported until 31 October for members of a defined benefit fund.
- > Concessional contributions made to a self-managed fund will not be displayed until we have received and processed the annual return.
- > Concessional contributions will affect additional tax on contributions under [Division 293](#).
- > Refer to previous records or contact the fund (or funds) after 31 October to obtain more up-to-date information.

2022 Contribution \$26,573.30 - \$926.70 (Unused)

2023 Cap \$27,500

= \$28,426.70 - MAX Concessional Cont'n for 2023 FY ✓



Australian Government
Australian Taxation Office

Agent HERRON ACCOUNTANTS

Client RENEE WALLS

ABN 27133231748

Carry-forward concessional contributions

If the annual concessional contributions cap for the current year is exceeded, unused concessional contributions may be carried forward if the [eligibility criteria](#) is met.

The eligibility criteria to carry forward the unused concessional contributions has been met as the total superannuation balance is less than **\$500,000.00** at the end of 30 June of the previous financial year. Additional catch-up concessional contributions to the super fund(s) may be made.

The decisions that are made with this information can have tax consequences. We recommend that financial advice is obtained.

Total superannuation balance at 30 June 2021

\$198,028.19

Visit [total superannuation balance](#) to learn more.

Financial year

Current as at **23 April 2023**

Unused concessional contributions available to carry forward Eligible**\$22,297.13**

Eligible to carry forward unused concessional contributions cap because the total superannuation balance is less than **\$500,000.00** at the end of 30 June 2021.

2021-22 financial year

Description	Amount
Total carry-forward concessional contributions cap	\$75,000.00
Concessional contributions	\$50,948.98
Unused concessional contributions cap available to carry forward	\$22,297.13

Previous financial years

Key definitions [?](#)

Financial year	Concessional contributions cap	Concessional contributions	Unused concessional contributions cap
01/07/2020 - 30/06/2021	\$25,000.00	\$23,215.31	\$1,784.69
01/07/2019 - 30/06/2020	\$25,000.00	\$4,190.98	\$20,512.44
01/07/2018 - 30/06/2019	\$25,000.00	\$23,542.69	\$0.00

Further considerations

- > Concessional contributions may not be reported until 31 October for members of a defined benefit fund.
- > Concessional contributions made to a self-managed fund will not be displayed until we have received and processed the annual return.
- > Concessional contributions will affect additional tax on contributions under [Division 293](#).
- > Refer to previous records or contact the fund (or funds) after 31 October to obtain more up-to-date information.

2022 Contribution \$29,253.89 - \$20,543.24 (Unused)

2023 Cap - \$27,500

= \$48,043.24 - MAX Concessional Cont'n for 2023 FY

Payroll Employee Summary

Vadiva Pty Ltd

From 1 July 2022 to 30 June 2023

Employee	Earnings	Deductions	Tax	Super	Net Pay	Reimb.
Renee Walls	16,923.10	-	2,220.00	1,776.90	14,703.10	-
	16,923.10	-	2,220.00	1,776.90	14,703.10	-

Payroll Employee Summary

Silver Dragon (Qld) Pty Ltd

From 1 July 2022 to 30 June 2023

Employee	Earnings	Deductions	Tax	Super	Net Pay	Reimb.
Aiden Brady	40,219.49	-	7,390.00	3,977.57	32,829.49	-
Aimee Cullen	41,237.09	-	5,240.00	3,846.02	35,997.09	-
Alanah Young	64,754.28	-	12,844.00	6,248.71	51,910.28	-
Brent White	26,912.20	-	6,721.88	2,817.00	20,190.32	-
Dylan Bromilow	13,733.40	-	2,818.00	1,328.33	10,915.40	-
Elizabeth Scoda	10,378.52	-	2,094.00	1,040.43	8,284.52	-
Emma Powell	71,768.91	-	15,276.00	7,054.21	56,492.91	-
Gina Dentith	78,869.32	-	17,746.00	8,281.24	61,123.32	-
Hayden Keys	102,811.77	-	27,321.11	10,087.89	75,490.66	-
Jeffrey Walls	-	-	-	-	-	-
Jessica Ritchie	94,153.48	-	28,500.00	9,413.42	65,653.48	-
Kahu Griffiths	80,189.07	-	18,158.00	8,024.14	62,031.07	-
Kayla Hoogendoorn	75,504.39	-	16,568.60	7,152.50	58,935.79	-
Kym Chisholm	104,679.68	-	26,632.00	10,991.29	78,047.68	-
Mark Edward	85,216.90	-	19,916.00	8,362.16	65,300.90	-
Megan O'Dwyer	84,843.06	-	19,768.00	8,474.92	65,075.06	-
Michaela Simmons	63,148.18	-	15,237.70	6,630.58	47,910.48	-
Sarah Guest	146,750.84	-	42,336.00	15,408.85	104,414.84	-
Shanae White	26,306.88	-	5,758.00	2,257.52	20,548.88	-
Susan Thompson	27,897.63	-	2,266.00	2,498.25	25,631.63	-
Tahlia Walls	68,881.55	-	14,244.00	6,822.91	54,637.55	-
Terrin Walls	101,039.71	-	30,458.39	10,609.15	70,581.32	-
	1,409,296.35	-	337,293.68	141,327.09	1,072,002.67	-