

Options: Not summarised, Excluding NIL Balances
From 01/07/2017 To 30/06/2018
Client Code: HKH132

Last Year	Account	Description	Debit	Credit
(12500.36)	198	Dividends received		8904.94
(551.80)	199	Interest received		473.16
	204	Changes in net market values of other assets		
(8888.00)	20402	Shares in listed companies		8865.00
-	20432	Shares in listed companies		96.00
5599.00	300	Accountancy Fees	-	
165.00	301	Administration costs	165.00	
30.00	309	Bank charges	30.00	
259.00	364	Filing fees	306.00	
	550	SUPERANNUATION FUND		
(15887.16)	55002	Profit Earned This Year	-	
15887.16	55003	Distribution to Members	17838.10	
	551	ASHTON CAMERON WAUGH		
(174890.94)	55101	Balance at beginning of year		178524.63
(9356.69)	55102	Allocated earnings		10379.34
(1461.87)	55105	Income tax expense on earnings		840.83
(1267.92)	55110	Income tax expense on contributions		1330.94
8452.79	55112	Insurance premiums paid	8872.92	
	552	TAMIESHA WAUGH		
(122064.30)	55201	Balance at beginning of year		128290.36
(6530.47)	55202	Allocated earnings		7458.76
(1020.30)	55205	Income tax expense on earnings		604.23
(233.77)	55210	Income tax expense on contributions		249.46
1558.48	55212	Insurance premiums paid	1663.09	
36106.13	680	Cash at bank	38527.08	
	795	Shares in listed companies		
21487.00	79505	AMP Limited	14738.00	
13735.00	79520	BHP Billiton Limited	20007.00	
57102.00	79530	Crown Ltd	62775.00	
754.00	79535	CYBG PLC	901.00	
18938.00	79540	NAB Ltd	17542.00	
16767.00	79550	Perpetual Ltd	18954.00	
1581.00	79555	South 32 Ltd	2130.00	
20381.00	79560	Westpac Limited	19572.00	
15980.00	79570	Woodside Petroleum Ltd	18971.00	
100000.00	800	Units in unlisted unit trusts	100000.00	
3983.86	904	Provision for income tax	3025.46	
	999	Jobstream Selection Account		
22.00	99901	Jobstream Selection Account	22.00	

From First to Last by Account
Options: Not summarised, Excluding NIL Balances
Client Code: HKH132 From 01/07/2017 To 30/06/2018

Last Year	Account	Description	Debit	Credit
(22.00)	99999	Clearing balance		22.00
<u>(15887.16)</u>		Total	<u>346039.65</u>	<u>346039.65</u>

NET PROFIT THIS YEAR 17838.10
NET PROFIT LAST YEAR 15887.16

No. of Accounts: 34
No. of Entries: 78

Client Code: HKH132
From First to Last by Account
From 01/07/2017 To 30/06/2018

Date	Type Gp	Ref.	Debit	Credit	Balance
198 Dividends received					
LY Closing Balance					(12500.36)
04/07/2017	Rec	209		627.92	(627.92)
	WBC div				
05/07/2017	Rec	210		633.60	(1261.52)
	NAB div				
08/09/2017	Rec	213		405.00	(1666.52)
	PIC div				
21/09/2017	Rec	214		331.46	(1997.98)
	WPL div				
26/09/2017	Rec	215		312.40	(2310.38)
	BHP div				
29/09/2017	Rec	216		600.30	(2910.68)
	AMP div				
06/10/2017	Rec	218		1395.00	(4305.68)
	CWN div				
12/10/2017	Rec	219		47.11	(4352.79)
	S32 div				
13/12/2017	Rec	222		633.60	(4986.39)
	NAB div				
22/12/2017	Rec	223		627.92	(5614.31)
	WBC div				
16/02/2018	Rec	227		2.77	(5617.08)
	CYB div				
22/03/2018	Rec	230		334.97	(5952.05)
	WPL div				
27/03/2018	Rec	231		416.45	(6368.50)
	BHP div				
28/03/2018	Rec	232		600.30	(6968.80)
	AMP div				
04/04/2018	Rec	234		1395.00	(8363.80)
	CWN div				
05/04/2018	Rec	235		55.14	(8418.94)
	S32 div				
11/04/2018	Rec	236		486.00	(8904.94)
	PIC div				
Closing Balance			0.00	8904.94	(8904.94)
199 Interest received					
LY Closing Balance					(551.80)
31/07/2017	Rec	211		44.17	(44.17)
	cmt int				
31/08/2017	Rec	212		44.37	(88.54)
	cmt int				
30/09/2017	Rec	217		43.58	(132.12)
	cmt int				
31/10/2017	Rec	220		47.84	(179.96)
	cmt int				
30/11/2017	Rec	221		46.76	(226.72)
	cmt int				
31/12/2017	Rec	224		46.93	(273.65)
	cmt int				
31/01/2018	Rec	225		29.14	(302.79)
	cmt int				
28/02/2018	Rec	228		28.29	(331.08)
	cmt int				

Client Code: HKH132
From First to Last by Account
From 01/07/2017 To 30/06/2018

Date	Type Gp	Ref.	Debit	Credit	Balance
199	Interest received : Continued				
29/03/2018	Rec	233		33.57	(364.65)
	cmt int				
30/04/2018	Rec	237		35.60	(400.25)
	cmt int				
31/05/2018	Rec	238		37.16	(437.41)
	cmt int				
29/06/2018	Rec	239		35.75	(473.16)
	cmt int				
Closing Balance			0.00	473.16	(473.16)
204	Changes in net market values of other assets				
20402	Shares in listed companies				
LY Closing Balance					(8888.00)
30/06/2018	Jnl	1		8865.00	(8865.00)
	revaluation of direct equities to market value at year end				
Closing Balance			0.00	8865.00	(8865.00)
20432	Shares in listed companies				
LY Closing Balance					0.00
21/03/2018	Rec	229		96.00	(96.00)
	WPL rights				
Closing Balance			0.00	96.00	(96.00)
301	Administration costs				
LY Closing Balance					165.00
01/06/2018	Pay		165.00		165.00
	Morgans fees				
Closing Balance			165.00	0.00	165.00
309	Bank charges				
LY Closing Balance					30.00
30/06/2018	BSt		30.00		30.00
	cmt charges				
Closing Balance			30.00	0.00	30.00
364	Filing fees				
LY Closing Balance					259.00
06/07/2017	Pay	044	47.00		47.00
	ASIC fees				
14/02/2018	Rec	226	259.00		306.00
	ATO fees				
Closing Balance			306.00	0.00	306.00
550	SUPERANNUATION FUND				

Client Code: HKI1132
From First to Last by Account
From 01/07/2017 To 30/06/2018

Date	Type Gp	Ref.	Debit	Credit	Balance
55001 Unallocated Benefits Brought Forward					
					0.00
Opening Balance					
01/07/2017	Jnl			15887.16	(15887.16)
					Year end balance forward
01/07/2017	Jnl		15887.16		0.00
					Year end balance forward
Closing Balance					
			15887.16	15887.16	0.00
55002 Profit Earned This Year					
Opening Balance					
					(15887.16)
01/07/2017	Jnl		15887.16		0.00
					Year end balance forward : Profit distribution
Closing Balance					
			15887.16	0.00	0.00
55003 Distribution to Members					
Opening Balance					
					15887.16
01/07/2017	Jnl			15887.16	0.00
					Year end balance forward
30/06/2018	Jnl	2	17838.10		17838.10
					allocation of net earnings to members for the year
Closing Balance					
			17838.10	15887.16	17838.10
551 ASHTON CAMERON WAUGH					
55101 Balance at beginning of year					
Opening Balance					
					(174890.94)
01/07/2017	Jnl			9356.69	(184247.63)
					Year end balance forward
01/07/2017	Jnl			1461.87	(185709.50)
					Year end balance forward
01/07/2017	Jnl			1267.92	(186977.42)
					Year end balance forward
01/07/2017	Jnl		8452.79		(178524.63)
					Year end balance forward
Closing Balance					
			8452.79	12086.48	(178524.63)
55102 Allocated earnings					
Opening Balance					
					(9356.69)
01/07/2017	Jnl		9356.69		0.00
					Year end balance forward
30/06/2018	Jnl	2		10379.34	(10379.34)
					allocation of net earnings to members for the year
Closing Balance					
			9356.69	10379.34	(10379.34)

Client Code: HKH1132
From First to Last by Account
From 01/07/2017 To 30/06/2018

Date	Type Gp	Ref.	Debit	Credit	Balance
55105 Income tax expense on earnings					
					Opening Balance (1461.87)
01/07/2017	Jnl		1461.87		0.00
					Year end balance forward
30/06/2018	Jnl	3		840.83	(840.83)
					tax expense for the year
			Closing Balance 1461.87	840.83	(840.83)
55110 Income tax expense on contributions					
					Opening Balance (1267.92)
01/07/2017	Jnl		1267.92		0.00
					Year end balance forward
30/06/2018	Jnl	3		1330.94	(1330.94)
					tax expense for the year
			Closing Balance 1267.92	1330.94	(1330.94)
55112 Insurance premiums paid					
					Opening Balance 8452.79
01/07/2017	Jnl			8452.79	0.00
					Year end balance forward
28/12/2017	Pay	046	8872.92		8872.92
					AW life ins prem
			Closing Balance 8872.92	8452.79	8872.92
552 TAMIESHA WAUGH					
55201 Balance at beginning of year					
					Opening Balance (122064.30)
01/07/2017	Jnl			6530.47	(128594.77)
					Year end balance forward
01/07/2017	Jnl			1020.30	(129615.07)
					Year end balance forward
01/07/2017	Jnl			233.77	(129848.84)
					Year end balance forward
01/07/2017	Jnl		1558.48		(128290.36)
					Year end balance forward
			Closing Balance 1558.48	7784.54	(128290.36)
55202 Allocated earnings					
					Opening Balance (6530.47)
01/07/2017	Jnl		6530.47		0.00
					Year end balance forward
30/06/2018	Jnl	2		7458.76	(7458.76)
					allocation of net earnings to members for the year
			Closing Balance 6530.47	7458.76	(7458.76)

Client Code: HKH132 From First to Last by Account
From 01/07/2017 To 30/06/2018

Date	Type Gp	Ref.	Debit	Credit	Balance
55205 Income tax expense on earnings					
					Opening Balance (1020.30)
01/07/2017	Jnl		1020.30		0.00
					Year end balance forward
30/06/2018	Jnl	3		604.23	(604.23)
					tax expense for the year
			Closing Balance 1020.30	604.23	(604.23)
55210 Income tax expense on contributions					
					Opening Balance (233.77)
01/07/2017	Jnl		233.77		0.00
					Year end balance forward
30/06/2018	Jnl	3		249.46	(249.46)
					tax expense for the year
			Closing Balance 233.77	249.46	(249.46)
55212 Insurance premiums paid					
					Opening Balance 1558.48
01/07/2017	Jnl			1558.48	0.00
					Year end balance forward
21/12/2017	Pay	046	1663.09		1663.09
					TW life ins prem
			Closing Balance 1663.09	1558.48	1663.09
680 Cash at bank					
					Opening Balance 36106.13
01/06/2018	Pay			10748.01	25358.12
					Contra Bank entry
29/06/2018	Rec		13198.96		38557.08
					Contra Bank entry
30/06/2018	BSt			30.00	38527.08
					Contra Bank entry
			Closing Balance 13198.96	10778.01	38527.08
795 Shares in listed companies					
79505 AMP Limited					
					Opening Balance 21487.00
30/06/2018	Jnl	1		6749.00	14738.00
					revaluation of direct equities to market value at year end
			Closing Balance 0.00	6749.00	14738.00

Client Code: HKH132
From First to Last by Account
From 01/07/2017 To 30/06/2018

Date	Type	Gp	Ref.	Debit	Credit	Balance	
79520 BHP Billiton Limited							
						13735.00	
	Opening Balance						
30/06/2018	Jnl		1	6272.00		20007.00	
				revaluation of direct equities to market value at year end			
	Closing Balance						20007.00
79530 Crown Ltd							
						57102.00	
	Opening Balance						
30/06/2018	Jnl		1	5673.00		62775.00	
				revaluation of direct equities to market value at year end			
	Closing Balance						62775.00
79535 CYBG PLC							
						754.00	
	Opening Balance						
30/06/2018	Jnl		1	147.00		901.00	
				revaluation of direct equities to market value at year end			
	Closing Balance						901.00
79540 NAB Ltd							
						18938.00	
	Opening Balance						
30/06/2018	Jnl		1		1396.00	17542.00	
				revaluation of direct equities to market value at year end			
	Closing Balance						17542.00
79550 Perpetual Ltd							
						16767.00	
	Opening Balance						
30/06/2018	Jnl		1	2187.00		18954.00	
				revaluation of direct equities to market value at year end			
	Closing Balance						18954.00
79555 South 32 Ltd							
						1581.00	
	Opening Balance						
30/06/2018	Jnl		1	549.00		2130.00	
				revaluation of direct equities to market value at year end			
	Closing Balance						2130.00

Client Code: HKH132
From First to Last by Account
From 01/07/2017 To 30/06/2018

Date	Type	Gp	Ref.	Debit	Credit	Balance
79560						
			Westpac Limited			
			Opening Balance			20381.00
30/06/2018	Jnl		1 revaluation of direct equities to market value at year end		809.00	19572.00
			Closing Balance	0.00	809.00	19572.00
79570						
			Woodside Petroleum Ltd			
			Opening Balance			15980.00
30/06/2018	Jnl		1 revaluation of direct equities to market value at year end	2991.00		18971.00
			Closing Balance	2991.00	0.00	18971.00
800						
			Units in unlisted unit trusts			
			Opening Balance			100000.00
			Closing Balance	0.00	0.00	100000.00
904						
			Provision for income tax			
			Opening Balance			3983.86
14/02/2018	Rec		226 2017 tax refund		3983.86	0.00
30/06/2018	Jnl		3 tax expense for the year	3025.46		3025.46
			Closing Balance	3025.46	3983.86	3025.46
999						
			Jobstream Selection Account			
99901						
			Jobstream Selection Account			
			Opening Balance			22.00
			Closing Balance	0.00	0.00	22.00
99999						
			Clearing balance			
			Opening Balance			(22.00)
			Closing Balance	0.00	0.00	(22.00)
			Debits		124575.14	
			Credits		124575.14	
			No. of Accounts		34.00	
			No. of Entries		78.00	

Client Code: HKH132

Date	Type	Grp	Ref	Account	Description	Amount	Bal2	Narration
01/07/2017	Jnl			55002	Profit Earned This Year	15887.16	-	Year end balance forward : Profit distribution
01/07/2017	Jnl			55001	Unallocated Benefits Brought Forward	(15887.16)	-	Year end balance forward
01/07/2017	Jnl			55003	Distribution to Members	(15887.16)	-	Year end balance forward
01/07/2017	Jnl			55001	Unallocated Benefits Brought Forward	15887.16	-	Year end balance forward
01/07/2017	Jnl			55102	Allocated earnings	9356.69	-	Year end balance forward
01/07/2017	Jnl			55101	Balance at beginning of year	(9356.69)	-	Year end balance forward
01/07/2017	Jnl			55105	Income tax expense on earnings	1461.87	-	Year end balance forward
01/07/2017	Jnl			55101	Balance at beginning of year	(1461.87)	-	Year end balance forward
01/07/2017	Jnl			55110	Income tax expense on contributions	1267.92	-	Year end balance forward
01/07/2017	Jnl			55101	Balance at beginning of year	(1267.92)	-	Year end balance forward
01/07/2017	Jnl			55112	Insurance premiums paid	(8452.79)	-	Year end balance forward
01/07/2017	Jnl			55101	Balance at beginning of year	8452.79	-	Year end balance forward
01/07/2017	Jnl			55202	Allocated earnings	6530.47	-	Year end balance forward
01/07/2017	Jnl			55201	Balance at beginning of year	(6530.47)	-	Year end balance forward
01/07/2017	Jnl			55205	Income tax expense on earnings	1020.30	-	Year end balance forward
01/07/2017	Jnl			55201	Balance at beginning of year	(1020.30)	-	Year end balance forward
01/07/2017	Jnl			55210	Income tax expense on contributions	233.77	-	Year end balance forward
01/07/2017	Jnl			55201	Balance at beginning of year	(233.77)	-	Year end balance forward
01/07/2017	Jnl			55212	Insurance premiums paid	(1558.48)	-	Year end balance forward
01/07/2017	Jnl			55201	Balance at beginning of year	1558.48	-	Year end balance forward
04/07/2017	Rec		209	198	Dividends received	(627.92)	-	WBC div
05/07/2017	Rec		210	198	Dividends received	(633.60)	-	NAB div
31/07/2017	Rec		211	199	Interest received	(44.17)	-	cmt int
31/08/2017	Rec		212	199	Interest received	(44.37)	-	cmt int

Client Code: HKH132

Date	Type	Grp	Ref	Account	Description	Amount	Bal2	Narration
08/09/2017	Rec		213	198	Dividends received	(405.00)	-	PIC div
21/09/2017	Rec		214	198	Dividends received	(331.46)	-	WPL div
26/09/2017	Rec		215	198	Dividends received	(312.40)	-	BHP div
29/09/2017	Rec		216	198	Dividends received	(600.30)	-	AMP div
30/09/2017	Rec		217	199	Interest received	(43.58)	-	cmt int
06/10/2017	Rec		218	198	Dividends received	(1395.00)	-	CWN div
12/10/2017	Rec		219	198	Dividends received	(47.11)	-	S32 div
31/10/2017	Rec		220	199	Interest received	(47.84)	-	cmt int
30/11/2017	Rec		221	199	Interest received	(46.76)	-	cmt int
13/12/2017	Rec		222	198	Dividends received	(633.60)	-	NAB div
22/12/2017	Rec		223	198	Dividends received	(627.92)	-	WBC div
31/12/2017	Rec		224	199	Interest received	(46.93)	-	cmt int
31/01/2018	Rec		225	199	Interest received	(29.14)	-	cmt int
14/02/2018	Rec		226	904	Provision for income tax	(3983.86)	-	2017 tax refund
14/02/2018	Rec		226	364	Filing fees	259.00	-	ATO fees
16/02/2018	Rec		227	198	Dividends received	(2.77)	-	CYB div
28/02/2018	Rec		228	199	Interest received	(28.29)	-	cmt int
21/03/2018	Rec		229	20432	Shares in listed companies	(96.00)	-	WPL rights
22/03/2018	Rec		230	198	Dividends received	(334.97)	-	WPL div
27/03/2018	Rec		231	198	Dividends received	(416.45)	-	BHP div
28/03/2018	Rec		232	198	Dividends received	(600.30)	-	AMP div
29/03/2018	Rec		233	199	Interest received	(33.57)	-	cmt int
04/04/2018	Rec		234	198	Dividends received	(1395.00)	-	CWN div
05/04/2018	Rec		235	198	Dividends received	(55.14)	-	S32 div
11/04/2018	Rec		236	198	Dividends received	(486.00)	-	PIC div
30/04/2018	Rec		237	199	Interest received	(35.60)	-	cmt int
31/05/2018	Rec		238	199	Interest received	(37.16)	-	cmt int
29/06/2018	Rec		239	199	Interest received	(35.75)	-	cmt int
29/06/2018	Rec		044	680	Cash at bank	13198.96	-	Contra Bank entry
06/07/2017	Pay		046	364	Filing fees	47.00	-	ASIC fees
21/12/2017	Pay		046	55212	Insurance premiums paid	1663.09	-	TW life ins prem
28/12/2017	Pay		046	55112	Insurance premiums paid	8872.92	-	AW life ins prem
01/06/2018	Pay		301	680	Administration costs	165.00	-	Morgans fees
01/06/2018	Pay		680	309	Cash at bank	(10748.01)	-	Contra Bank entry
30/06/2018	BSt			309	Bank charges	30.00	-	cmt charges
30/06/2018	BSt			680	Cash at bank	(30.00)	-	Contra Bank entry
30/06/2018	Jnl		1	79505	AMP Limited	(6749.00)	-	revaluation of direct equities to market value at year end
30/06/2018	Jnl		1	79520	BHP Billiton Limited	6272.00	-	revaluation of direct equities

Client Code: HKH132

Date	Type	Grp	Ref	Account	Description	Amount	Bal2	Narration
30/06/2018	Jnl		1	79530	Crown Ltd	5673.00	-	to market value at year end revaluation of direct equities
30/06/2018	Jnl		1	79535	CYBG PLC	147.00	-	to market value at year end revaluation of direct equities
30/06/2018	Jnl		1	79540	NAB Ltd	(1396.00)	-	to market value at year end revaluation of direct equities
30/06/2018	Jnl		1	79550	Perpetual Ltd	2187.00	-	to market value at year end revaluation of direct equities
30/06/2018	Jnl		1	79555	South 32 Ltd	549.00	-	to market value at year end revaluation of direct equities
30/06/2018	Jnl		1	79560	Westpac Limited	(809.00)	-	to market value at year end revaluation of direct equities
30/06/2018	Jnl		1	79570	Woodside Petroleum Ltd	2991.00	-	to market value at year end revaluation of direct equities
30/06/2018	Jnl		1	20402	Shares in listed companies	(8865.00)	-	to market value at year end revaluation of direct equities
30/06/2018	Jnl		2	55003	Distribution to Members	17838.10	-	allocation of net earnings to members for the year
30/06/2018	Jnl		2	55102	Allocated earnings	(10379.34)	-	allocation of net earnings to members for the year
30/06/2018	Jnl		2	55202	Allocated earnings	(7458.76)	-	allocation of net earnings to members for the year
30/06/2018	Jnl		3	55110	Income tax expense on contributions	(1330.94)	-	tax expense for the year
30/06/2018	Jnl		3	55210	Income tax expense on contributions	(249.46)	-	tax expense for the year
30/06/2018	Jnl		3	55105	Income tax expense on earnings	(840.83)	-	tax expense for the year
30/06/2018	Jnl		3	55205	Income tax expense on earnings	(604.23)	-	tax expense for the year
30/06/2018	Jnl		3	904	Provision for income tax	3025.46	-	tax expense for the year
					Debits:	124575.14		
					Credits:	(124575.14)		
					Total:	-		

No. Trans: 78

SWT	Client AWTW SUPERANNUATION FUND	Balance Date 30 JUNE 2018	Prepared By RMT	Reviewed By	Index A
Lead Schedule JOURNAL ENTRIES			Date 11/10/2018	Date	
Sch Ref			G/L CODE	DEBIT	CREDIT
30/06/2018	Emp conts - AW Emp conts - TW <i>Being dissection of employer contributions for the year</i>		55107 55207	0.00	0.00
2	Neuren Ltd Ten Network Ltd TWE Ltd Realised gains <i>Being profit on disposal of direct equities</i>		79544 79550 79555 20432	0.00 0.00 0.00	0.00
3	AMP Ltd South 32 Ltd Crown Ltd BHP Ltd NAB Ltd CYBG PLC Perpetual Equity Ltd Westpac Ltd Woodside Petroleum Ltd Cash at bank Unrealised gains Clearing balance (rounding) <i>Being revaluation of direct equities to market value at year end</i>		79505 79555 79530 79520 79540 79535 79550 79560 79570 680 20402 99799	0.00 0.00 0.00 0.00 0.00 0.00 0.00 0.00 0.00 0.00	0.00 0.00
4	Distribution to members Earnings - AW Earnings - TW <i>Being allocation of net earnings for the year</i>		55003 55102 55202	17,838.60	10,379.84 7,458.76
5	Tax on conts - AW Tax on conts - TW Tax on earnings - AW Tax on earnings - TW Provision for tax Provision for deferred tax <i>Being tax expense for the year</i>		55110 55210 55105 55205 90401 944	-1,330.94 -249.46 -840.83 -604.23	-3,025.46 0.00
6	Prima facie tax payable Foreign income Other non deductible items Imputed credits Trust distributions Unrealised gains on inv Realised gains on investments Foreign tax credits Imputation credits TFN tax credits Clearing balance <i>Being tax note entries for the year</i>		99501 99502 99506 99509 99522 99526 99527 99529 99530 99531 99599	1,095.30 0.00 0.00 492.60	0.00 1,329.75 0.00 0.00 3,283.61 0.00 -3,025.46
7	Clearing balance Vested benefits - AW Preserved benefits - AW Death benefits - AW Earnings rate - AW Vested benefits - TW Preserved benefits - TW Death benefits - TW Earnings rate - TW <i>Being members acct note entries for the year</i>		99799 99702 99703 99704 99705 99712 99713 99714 99715	9,054,814.32	182,202.52 182,202.52 5,970,327.52 6.28 134,939.73 134,939.73 2,450,189.73 6.28

SWT	Client: AWTW SUPERANNUATION FUND	Balance Date 30 JUNE 2018	Prepared By RMT	Reviewed By	Index
	Lead Schedule CONTRIBUTIONS	Date 11/10/2018	Date	B	
	Sch Ref	Notes	Final	Last Year	
TAXABLE CONTRIBUTIONS					
<u>MEMBER CONTRIBUTIONS - S.82AAT</u>					
ASHTON WAUGH		PER CONTRIBUTIONS WORKSHEET	0.00	0.00	
TAMIESHA WAUGH		PER CONTRIBUTIONS WORKSHEET	0.00	0.00	
MEMBER NAME		PER CONTRIBUTIONS WORKSHEET	0.00	0.00	
MEMBER NAME		PER CONTRIBUTIONS WORKSHEET	0.00	0.00	
			\$0.00	\$0.00	
<u>EMPLOYER CONTRIBUTIONS</u>					
ASHTON WAUGH		EMPLOYER NAME	0.00	0.00	
TAMIESHA WAUGH		EMPLOYER NAME	0.00	0.00	
MEMBER NAME		EMPLOYER NAME	0.00	0.00	
MEMBER NAME		EMPLOYER NAME	0.00	0.00	
			\$0.00	\$0.00	
TOTAL TAXABLE CONTRIBUTIONS			\$0.00	\$0.00	
NON TAXABLE CONTRIBUTIONS					
<u>MEMBER CONTRIBUTIONS</u>					
ASHTON WAUGH		PER CONTRIBUTIONS WORKSHEET	0.00	0.00	
TAMIESHA WAUGH		PER CONTRIBUTIONS WORKSHEET	0.00	0.00	
MEMBER NAME		PER CONTRIBUTIONS WORKSHEET	0.00	0.00	
MEMBER NAME		PER CONTRIBUTIONS WORKSHEET	0.00	0.00	
			\$0.00	\$0.00	
TOTAL CONTRIBUTIONS			\$0.00	\$0.00	
Notes	<p>1. S.82AAT contributions are for self employed persons These contributions required minutes and member notices</p> <p>2. Members may have multiple employers A detailed schedule should be prepared for each employer</p> <p>3. Non taxable contributions will consist of undeducted contributions and non taxable portion of s.82AAT contributions. Minutes and member notices to be referred to.</p>			KEY: P = Agreed to last years accounts G/L = Agreed to Trial Balance ^ = Additions checked F = Agreed to final accounts	

**AWTW SUPERANNUATION FUND
MEMBERS ACCOUNTS
AS AT 30 JUNE 2018**

EMPLOYERS CONTRIBUTIONS WW HOTEL GROUP	ASHTON WAUGH	TAMIESHA WAUGH	TOTAL
JULY 2013	0.00	0.00	0.00
AUGUST 2013	0.00	0.00	0.00
SEPTEMBER 2013	0.00	0.00	0.00
OCTOBER 2013	0.00	0.00	0.00
NOVEMBER 2013	0.00	0.00	0.00
DECEMBER 2013	0.00	0.00	0.00
JANUARY 2014	0.00	0.00	0.00
FEBRUARY 2014	0.00	0.00	0.00
MARCH 2014	0.00	0.00	0.00
APRIL 2014	0.00	0.00	0.00
MAY 2014	0.00	0.00	0.00
JUNE 2014	0.00	0.00	0.00
TOTAL EMPLOYER CONTRIBUTIONS	0.00	0.00	0.00

**AWTW SUPERANNUATION FUND
MEMBERS ACCOUNTS
AS AT 30 JUNE 2018**

MEMBERS CONTRIBUTIONS	ASHTON WAUGH	TAMIESHA WAUGH	TOTAL
S.82AAT CONTRIBUTION (SHARES)	0.00	0.00	0.00
CASH CONTRIBUTIONS	0.00	0.00	0.00
ATO CO CONTRIBUTIONS	0.00	0.00	0.00
TOTAL MEMBER CONTRIBUTIONS	0.00	0.00	0.00
REPRESENTED BY:			
NON CONCESSIONAL CONTRIBUTIONS	0.00	0.00	0.00
CONCESSIONAL CONTRIBUTIONS	0.00	0.00	0.00
TOTAL MEMBER CONTRIBUTIONS	0.00	0.00	0.00

SWT	Client:	Balance Date	Prepared By	Reviewed By	Index
	AWTW SUPERANNUATION FUND	30 JUNE 2018	RMT		C
Lead Schedule			Date	Date	
TRANSFERS			11/10/2018		
	Sch Ref	Notes	Final	Last Year	
TRANSFER IN					
		ASHTON WAUGH HOST PLUS	0.00	0.00	
		TAMIESHA WAUGH TRANSFEROR NAME	0.00	0.00	
		MEMBER NAME TRANSFEROR NAME	0.00	0.00	
		MEMBER NAME TRANSFEROR NAME	0.00	0.00	
TOTAL TRANSFERS IN			\$0.00	\$0.00	
TRANSFERS OUT					
		ASHTON WAUGH REFER ETP DOCUMENTS & MEMBERS ACCOUNT DETAILS	0.00	0.00	
		TAMIESHA WAUGH REFER ETP DOCUMENTS & MEMBERS ACCOUNT DETAILS	0.00	0.00	
		MEMBER NAME REFER ETP DOCUMENTS & MEMBERS ACCOUNT DETAILS	0.00	0.00	
		MEMBER NAME REFER ETP DOCUMENTS & MEMBERS ACCOUNT DETAILS	0.00	0.00	
TOTAL TRANSFERS OUT			\$0.00	\$0.00	
Notes	1. All transfers agreed to members account schedules 2. Transfers in agreed to rollover notices from previous super provider 3. Transfers out agreed to rollover notices, ETP statements and minutes 4. Trustee must ensure transfers to other super funds are complying funds			KEY: P = Agreed to last years accounts G/L = Agreed to Trial Balance ^ = Additions checked F = Agreed to final accounts	

AWTW SUPERANNUATION FUND
 BENEFITS TRANSFERRED IN
 AS AT 30 JUNE 2018

BENEFITS TRANSFERRED IN	ASHTON WAUGH	TAMIESHA WAUGH	TOTAL
CASH TRANSFER - AMP	0.00	0.00	0.00
CASH TRANSFER - HOST PLUS	0.00	0.00	0.00
TOTAL BENEFITS TRANSFERRED IN	0.00	0.00	0.00
REPRESENTED BY:			
CONTRIBUTIONS SEGMENT	0.00	0.00	0.00
CRYSTALLISED SEGMENT	0.00	0.00	0.00
TAXABLE COMPONENT	0.00	0.00	0.00
TOTAL BENEFITS TRANSFERRED IN	0.00	0.00	0.00

SWT	Client: AWTW SUPERANNUATION FUND	Balance Date 30 JUNE 2018	Prepared By RMT	Reviewed By	Index
Lead Schedule INVESTMENT REVENUE			Date 11/10/2018	Date	D
	Sch Ref	Notes	Final	Last Year	
<u>DIVIDEND INCOME</u>					
PER SOL 6 IRS	D1		8,904.94	12,500.36	
TOTAL DIVIDEND INCOME			\$8,904.94	\$12,500.36	
<u>MANAGED FUND DISTRIBUTIONS</u>					
ADVANCE IMPUTATION FUND			0.00	0.00	
ADVANCE INTERNATIONAL FUND			0.00	0.00	
APN PROPERTY FOR INCOME FUND			0.00	0.00	
CHALLENGER HIGH YIELD FUND			0.00	0.00	
COLONIAL IMPUTATION FUND			0.00	0.00	
COLONIAL PROPERTY SECURITIES FUND			0.00	0.00	
COLONIAL GEARED SHARE FUND			0.00	0.00	
COLONIAL FUTURE LEADERS FUND			0.00	0.00	
COLONIAL GLOBAL SHARE FUND			0.00	0.00	
CREDIT SUISSE INTERNATIONAL FUND			0.00	0.00	
ING TAX EFFECTIVE INCOME TRUST			0.00	0.00	
PERPETUAL MONTHLY INCOME FUND			0.00	0.00	
PERPETUAL INDUSTRIAL SHARE FUND			0.00	0.00	
PERPETUAL INTERNATIONAL FUND			0.00	0.00	
PERPETUAL IC SMALLER COYS FUND			0.00	0.00	
TOTAL MANAGED FUND DISTRIBUTIONS			\$0.00	\$0.00	
<u>INTEREST REVENUE</u>					
ST GEORGE		A/C NO: 961 331 659	473.16	551.88	
			0.00	0.00	
TOTAL INTEREST REVENUE			\$473.16	\$551.88	
<u>RENTAL REVENUE</u>					
LIST ADDRESS			0.00	0.00	
TOTAL RENTAL REVENUE			\$0.00	\$0.00	
<u>REALISED GAINS</u>					
LISTED EQUITIES		PER SOL 6 IRS	96.00	0.00	
MANAGED FUNDS		PER INVESTMENT WORKSHEET	0.00	0.00	
OTHER		PER INVESTMENT WORKSHEET	0.00	0.00	
TOTAL REALISED GAINS			\$96.00	\$0.00	
<u>UNREALISED GAINS</u>					
LISTED EQUITIES	G1	PER SOL 6 IRS	8,865.00	8,888.00	
MANAGED FUNDS		PER INVESTMENT WORKSHEET	0.00	0.00	
OTHER		PER INVESTMENT WORKSHEET	0.00	0.00	
TOTAL UNREALISED GAINS			\$8,865.00	\$8,888.00	
TOTAL INVESTMENT REVENUE			\$18,339.10	\$21,940.24	
Notes	<p>1. Source documents to be cross referenced to lead schedules in all circumstances</p> <p>2. Summary spreadsheets may be used to consolidate multiple source document information</p>		<p>KEY:</p> <p>P = Agreed to last years accounts</p> <p>G/L = Agreed to Trial Balance</p> <p>^ = Additions checked</p> <p>F = Agreed to final accounts</p>		

	Date	Dividends Received				Unfranked Amount	Imputation Credit	Withholding Tax
		Dividend Received	Re-Invest	Franked Amount	Unfranked Amount			
SHARES IN LISTED COMPANIES								
AMP ORDINARY FULLY PAID	29/09/2017	600.30	-	540.27	60.03	231.54	-	
AMP ORDINARY FULLY PAID	28/03/2018	600.30	-	540.27	60.03	231.54	-	
BHP BLT ORDINARY FULLY PAID	26/09/2017	312.40	-	312.40	-	133.89	-	
BHP BLT ORDINARY FULLY PAID	27/03/2018	416.45	-	416.45	-	178.48	-	
CROWN ORDINARY FULLY PAID	06/10/2017	1395.00	-	837.00	558.00	358.71	-	
CROWN ORDINARY FULLY PAID	04/04/2018	1395.00	-	837.00	558.00	358.71	-	
CYBG PLC CDI 1:1 FOREIGN								
EXEMPT LSE	16/02/2018	2.77	-	-	2.77	-	-	
NAT. BANK ORDINARY FULLY PAID	05/07/2017	633.60	-	633.60	-	271.54	-	
NAT. BANK ORDINARY FULLY PAID	13/12/2017	633.60	-	633.60	-	271.54	-	
PERPEQUITY ORDINARY FULLY PAID	08/09/2017	405.00	-	405.00	-	173.57	-	
PERPEQUITY ORDINARY FULLY PAID	11/04/2018	486.00	-	486.00	-	208.29	-	
SOUTH32 ORDINARY FULLY PAID	12/10/2017	47.11	-	47.11	-	20.19	-	
SOUTH32 ORDINARY FULLY PAID	05/04/2018	55.14	-	50.83	4.31	21.78	-	
WESTPAC ORDINARY FULLY PAID	04/07/2017	627.92	-	627.92	-	269.11	-	
WESTPAC ORDINARY FULLY PAID	22/12/2017	627.92	-	627.92	-	269.11	-	
WOODSIDE ORDINARY FULLY PAID	21/09/2017	331.46	-	331.46	-	142.05	-	
WOODSIDE ORDINARY FULLY PAID	22/03/2018	334.97	-	334.97	-	143.56	-	
		8904.94	-	7661.80	1243.14	3283.61	-	
Total		8904.94	-	7661.80	1243.14	3283.61	-	

<u>SWT</u>	Client: AWTW SUPERANNUATION FUND	Balance Date 30 JUNE 2018	Prepared By RMT	Reviewed By	Index
Lead Schedule				Date	Date
INVESTMENTS				11/10/2018	G
	Sch Ref	Notes	Final	Last Year	
<u>LISTED EQUITIES</u>					
PER SOL 6 IRS	G1	VALUED AT QUOTED PRICE	175,590.00	166,725.00	
<u>MANAGED FUNDS</u>					
PER INVESTMENT WORKSHEET	G5	VALUED AT QUOTED PRICE	0.00	0.00	
<u>REAL PROPERTY</u>					
LIST ADDRESS		LAST VALUATION DATE - X NEXT VALUATION DATE - X	0.00	0.00	
<u>UNLISTED EQUITIES</u>					
FORBES UNIT TRUST		LIST DETAILS, QTY, ETC LAST VALUATION DATE - X NEXT VALUATION DATE	100,000.00	100,000.00	
TOTAL INVESTMENTS			\$275,590.00	\$266,725.00	
Notes	<ol style="list-style-type: none"> All assets valued per standard AAS25 "Accounting for Superannuation Funds" and Note 1 to Accounts Real property may be revalued every 3 years Asset registers to be completed for CGT tracking purposes 			KEY: P = Agreed to last years accounts G/L = Agreed to Trial Balance ^ = Additions checked F = Agreed to final accounts	

Investments Schedule
For Period 01/07/2017 to 30/06/2018

	Units	Open Cost	Units	Additions Cost	Units	Disposals Value	Profit (Loss)	Cap Gain (Loss)	Units	Close Cost	Quote	Market Value
SHARES IN LISTED COMPANIES												
AMP ORDINARY FULLY PAID	4140	19806.70	-	-	-	-	-	-	4140	19806.70	3.560	14738
BHP BLT ORDINARY FULLY PAID	590	18533.55	-	-	-	-	-	-	590	18533.55	33.910	20007
CROWN ORDINARY FULLY PAID	4650	75692.93	-	-	-	-	-	-	4650	75692.93	13.500	62775
CYBG PLC CDI1:1 FOREIGN	160	641.60	-	-	-	-	-	-	160	641.60	5.630	901
EXEMPT LSE	640	19249.00	-	-	-	-	-	-	640	19249.00	27.410	17542
NAT. BANK ORDINARY FULLY PAID	16200	16159.00	-	-	-	-	-	-	16200	16159.00	1.170	18954
PERPEQUITY ORDINARY FULLY PAID	590	1417.35	-	-	-	-	-	-	590	1417.35	3.610	2130
SOUTH32 ORDINARY FULLY PAID	668	20604.59	-	-	-	-	-	-	668	20604.59	29.300	19572
WESTPAC ORDINARY FULLY PAID	535	19943.51	-	-	-	(96.00)	96.00	96.00	535	19943.51	35.460	18971
		192048.23		-		(96.00)	96.00	96.00		192048.23		175590
Total		\$192048.23		-		(\$96.00)	\$96.00	\$96.00		\$192048.23		\$175590

From First to Last by Investment
Audit Check Report

Investment & entry/error details....

AMP	OK	AMP ORDINARY FULLY PAID	
ASX	OK	ASX ORDINARY FULLY PAID	
BHP	26/09/2017	BHP BLT ORDINARY FULLY PAID	
	27/03/2018	Dividend 312.40	Calculated dividend on 590 is \$312.405
		Dividend 416.45	Calculated dividend on 590 is \$416.481
CAR	OK	CARSALES ORDINARY FULLY PAID	
CWN	OK	CROWN ORDINARY FULLY PAID	
CYB	16/02/2018	CYBG PLC CDI 1:1 FOREIGN EXEMPT LSE	
		Dividend 2.77	Calculated dividend on 160 is \$2.768
MPL	OK	MEDIBANK ORDINARY FULLY PAID	
NAB	OK	NAT. BANK ORDINARY FULLY PAID	
NEU	OK	NEUREN ORDINARY FULLY PAID	
PIC	OK	PERPEQUITY ORDINARY FULLY PAID	
S32	12/10/2017	SOUTH32 ORDINARY FULLY PAID	
	05/04/2018	Dividend 47.11	Calculated dividend on 590 is \$47.082
		Dividend 55.14	Calculated dividend on 590 is \$55.165
TEN	OK	TEN NET ORDINARY FULLY PAID	
TWE	OK	TREA WINE ORDINARY FULLY PAID	
WBC	OK	WESTPAC ORDINARY FULLY PAID	
WPL	21/09/2017	WOODSIDE ORDINARY FULLY PAID	
	22/03/2018	Dividend 331.46	Calculated dividend on 535 is \$331.433
		Dividend 334.97	Calculated dividend on 535 is \$334.964



Update your information

Online:
www.investorcentre.com/wpl

By Mail:
Computershare Investor Services Pty Limited
GPO Box 2975 Melbourne
Victoria 3001 Australia

Enquiries:
(within Australia) 1300 117 918
(international) +61 3 9415 4340

Holder Identification Number (HIN)

X 0061462813

ASX Code WPL
Payment Date 21 March 2018
Direct Credit Reference No. 878649

006175 015 WPL



AWTW SUPERANNUATION PTY LTD
<AWTW S/ F A/C>
11/111 ELIZABETH STREET
SYDNEY NSW 2001

Retail Entitlement Offer Premium Payment

As announced on 12 March 2018, Woodside received applications for approximately A\$578 million worth of new shares under the retail component of its 1 for 9 fully underwritten pro-rata accelerated renounceable entitlement offer with retail entitlements trading at a price of A\$27.00 per new Woodside share (**Retail Entitlement Offer**). Approximately 14.4 million entitlements, representing those entitlements attributable to eligible renouncing and ineligible retail shareholders, were offered for sale via a bookbuild process (**Retail Shortfall Bookbuild**).

The Retail Shortfall Bookbuild was completed on 12 March 2018. The final clearing price under the Retail Shortfall Bookbuild was A\$28.60 per share. Eligible retail shareholders who elected not to take up their entitlements, and ineligible retail shareholders, are being paid A\$1.60 for each entitlement that was sold for their benefit in the Retail Shortfall Bookbuild.

Set out below are the details of your Retail Entitlement Offer premium payment.

Payment description	Payment amount per entitlement	Number of entitlements sold on your behalf	Gross Payment
Premium Payment	A\$1.60	60	\$96.00
Net Payment			\$96.00

Note: You should retain this statement to assist you in preparing your tax return.

Your Payment Instruction

MACQUARIE BANK LTD
BSB: 182-512 Account number: 961331659

Amount Deposited
AUD\$96.00

If payment cannot be made to the above account, the payment amount will be withheld pending receipt of your valid direct credit instructions.



AMP Limited
 ABN 49 079 354 519
 State of Incorporation/Registration: NSW

CHESS HOLDING STATEMENT

For statement enquiries contact
 your CHESS Sponsor:

**MORGAN STANLEY WEALTH
 MANAGEMENT AUSTRALIA PTY LTD**

LEVEL 14
 120 COLLINS STREET
 MELBOURNE, VIC 3000

☎ 038643 9111



084849 03383

AWTW SUPERANNUATION PTY LTD
 <AWTW S/ F A/C>
 11/111 ELIZABETH STREET
 SYDNEY NSW 2001

Holder ID Number (HIN): 0061462813

CHESS Sponsor's ID (PID): 03383

Statement Period: September 2013

Page: 1 of 1

AMP - ORDINARY FULLY PAID

Date	Transaction Type	Transaction ID	Ex/Cum Status	Quantity		Holding Balance
				On	Off	
24 Sep 13	Movement of Securities due to Purchase, Sale or Transfer	0338308041293200		4140		4140

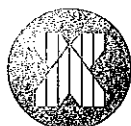
FOR YOUR INFORMATION

- ☛ To obtain full terms and conditions of an Issuer's securities contact the Issuer's Registrar or the Issuer directly.
- ☛ For information about CHESS Depository Interests (CDIs) and to obtain a free copy of the Financial Services Guide (FSG) or any supplementary FSG for CHESS Depository Nominees Pty Ltd go to www.asx.com.au/cdis or phone 131 279.
- ☛ ASX Settlement may by law need to disclose information in CHESS Holdings to third parties.
- ☛ Do you have a small shareholding? Donate to Australian charities using ShareGift's brokerage-free service & receive tax deduction when over \$2. www.sharegiftaustralia.org.au

Refer overleaf for additional important information

Share Registry Details:

COMPUTERSHARE INVESTOR SERVICES PTY LTD
 AMP LIMITED
 GPO BOX 7045
 SYDNEY NSW 1115
 Ph: 1300 855 080



Issued By:

ASX Settlement Pty Limited | ABN 49 008 504 532 | PO Box H227, Australia Square, Sydney NSW 1215

ASX
 SETTLEMENT CORPORATION

BHP Billiton Limited

ABN 49 004 028 077
State of Incorporation/Registration: Victoria

CHESS HOLDING STATEMENT

For statement enquiries contact
your CHESS Sponsor:

**MORGAN STANLEY WEALTH
MANAGEMENT AUSTRALIA PTY LTD**

LEVEL 14
120 COLLINS STREET
MELBOURNE, VIC 3000

☎ 038643 9111



096542 03383

AWTW SUPERANNUATION PTY LTD
<AWTW S/ F A/C>
11/111 ELIZABETH STREET
SYDNEY NSW 2001

Holder ID Number (HIN): 0061462813

CHESS Sponsor's ID (PID): 03383

Statement Period: March 2013

Page: 1 of 1

BHP - ORDINARY FULLY PAID

Date	Transaction Type	Transaction ID	Ex/Cum Status	Quantity		Holding Balance
				On	Off	
28 Mar 13	Movement of Securities due to Purchase, Sale or Transfer	0338307790270600		590		590

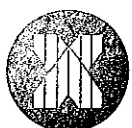
FOR YOUR INFORMATION

- Full terms and conditions of the Company, Trust or other Issuer's securities can be obtained from the Registry.
- CDIs: To obtain a free copy of CHESS Depository Nominee's Financial Services Guide or any Supplementary FSG, go to www.asx.com.au/cdis or phone 131 279 to have one sent to you
- ASX Settlement may by law need to disclose information in CHESS Holdings to third parties.
- Do you have a small shareholding? Donate to Australian charities using ShareGift's brokerage-free service & receive tax deduction when over \$2. www.sharegiftaustralia.org.au

Refer overleaf for additional important information

Share Registry Details:

COMPUTERSHARE INVESTOR SERVICES PTY LTD
BHP BILLITON LIMITED
GPO BOX 2975
MELBOURNE VIC 3001
Ph: 1300 656780



ASX

SETTLEMENT CORPORATION

Issued By:

ASX Settlement Pty Limited | ABN 49 008 504 532 | PO Box H227, Australia Square, Sydney NSW 1215



ABN: 39 125 709 953
Place of Incorporation: VIC



092134 03383
AWTW SUPERANNUATION PTY LTD
<AWTW S/ F A/C>
11/111 ELIZABETH STREET
SYDNEY NSW 2001

CHESS HOLDING STATEMENT

For statement enquiries contact
your CHESS Sponsor:

**MORGAN STANLEY WEALTH
MANAGEMENT AUSTRALIA PTY LTD**

LEVEL 14
120 COLLINS STREET
MELBOURNE, VIC 3000

☎ 039188 2000

Holder ID Number (HIN): 0061462813

CHESS Sponsor's ID (PID): 03383

Statement Period: July 2014

Page: 1 of 1

CWN - ORDINARY FULLY PAID

Date	Transaction Type	Transaction ID	Ex/Cum Status	Quantity		Holding Balance
				On	Off	
	Balance Brought Forward from 23 May 14					4200
02 Jul 14	Movement of Securities due to Purchase, Sale or Transfer	0338308405100600		450		4650

FOR YOUR INFORMATION

- ☛ To obtain full terms and conditions of an Issuer's securities contact the Issuer's Registrar or the Issuer directly.
- ☛ For information about CHESS Depository Interests (CDIs) and to obtain a free copy of the Financial Services Guide (FSG) or any supplementary FSG for CHESS Depository Nominees Pty Ltd go to www.asx.com.au/cdis or phone 131 279.
- ☛ ASX Settlement may by law need to disclose information in CHESS Holdings to third parties.
- ☛ Do you have a small shareholding? Donate to Australian charities using ShareGift's brokerage-free service & receive tax deduction when over \$2. www.sharegiftaustralia.org.au

Refer overleaf for additional important information

Share Registry Details:

COMPUTERSHARE INVESTOR SERVICES PTY LTD
GPO BOX 2975
MELBOURNE VIC 3001
Ph: 1300 850 505



ASX
SETTLEMENT CORPORATION

Issued By:

ASX Settlement Pty Limited | ABN 49 008 504 532 | PO Box H227, Australia Square, Sydney NSW 1215

CYBG PLC

Place of Incorporation: England and Wales

CHESS HOLDING STATEMENT

For statement enquiries contact
your CHESS Sponsor:

**MORGAN STANLEY WEALTH
MANAGEMENT AUSTRALIA PTY LTD**

LEVEL 14
120 COLLINS STREET
MELBOURNE, VIC 3000

☎ 039188 2000



121351 03383
AWTW SUPERANNUATION PTY LTD
<AWTW S/ F A/C>
11/111 ELIZABETH STREET
SYDNEY NSW 2001

Holder ID Number (HIN): 0061462813

CHESS Sponsor's ID (PID): 03383

Statement Period: February 2016

Page: 1 of 1

CYB - CDI 1:1 FOREIGN EXEMPT LSE

Date	Transaction Type	Transaction ID	Ex/Cum Status	Quantity		Holding Balance
				On	Off	
09 Feb 16	Adjustment due to a Scheme of Arrangement	6296700026749700		160		160

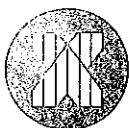
FOR YOUR INFORMATION

- ☛ To obtain full terms and conditions of an Issuer's securities contact the Issuer's Registrar or the Issuer directly.
- ☛ For information about CHESS Depository Interests (CDIs) and to obtain a free copy of the Financial Services Guide (FSG) or any supplementary FSG for CHESS Depository Nominees Pty Ltd go to www.asx.com.au/cdis or phone 131 279.
- ☛ ASX Settlement may by law need to disclose information in CHESS Holdings to third parties.
- ☛ This statement shows the details of your beneficial interest in financial products held in the name of CHESS Depository Nominees Pty Ltd

Refer overleaf for additional important information

Share Registry Details:

COMPUTERSHARE INVESTOR SERVICES PTY LTD
GPO BOX 2975
MELBOURNE VIC 3001
Within Australia: 1800 764 308
Outside Australia: 03 9415 4142



ASX

SETTLEMENT CORPORATION

Issued By:

ASX Settlement Pty Limited | ABN 49 008 504 532 | PO Box H227, Australia Square, Sydney NSW 1215

National Australia Bank Limited

ABN 12 004 044 937

State of Incorporation/Registration: Victoria

CHESS HOLDING STATEMENT

For statement enquiries contact
your CHESS Sponsor:

**MORGAN STANLEY WEALTH
MANAGEMENT AUSTRALIA PTY LTD**

LEVEL 14

120 COLLINS STREET
MELBOURNE, VIC 3000

☎ 038643 9111



096542

03383

AWTW SUPERANNUATION PTY LTD

<AWTW S/ F A/C>

11/111 ELIZABETH STREET

SYDNEY NSW 2001

Holder ID Number (HIN): 0061462813

CHESS Sponsor's ID (PID): 03383

Statement Period: March 2013

Page: 1 of 1

NAB - ORDINARY FULLY PAID

Date	Transaction Type	Transaction ID	Ex/Cum Status	Quantity		Holding Balance
				On	Off	
28 Mar 13	Movement of Securities due to Purchase, Sale or Transfer	0338307790291900		640		640

FOR YOUR INFORMATION

- Full terms and conditions of the Company, Trust or other Issuer's securities can be obtained from the Registry.
- CDIs: To obtain a free copy of CHESS Depository Nominee's Financial Services Guide or any Supplementary FSG, go to www.asx.com.au/cdis or phone 131 279 to have one sent to you
- ASX Settlement may by law need to disclose information in CHESS Holdings to third parties.
- Do you have a small shareholding? Donate to Australian charities using ShareGift's brokerage-free service & receive tax deduction when over \$2. www.sharegiftaustralia.org.au

Refer overleaf for additional important information

Share Registry Details:

NATIONAL AUSTRALIA BANK LIMITED
GPO BOX 2333
MELBOURNE VIC 8060
Ph: 1300 367 647



ASX

SETTLEMENT CORPORATION

Issued By:

ASX Settlement Pty Limited | ABN 49 008 504 532 | PO Box H227, Australia Square, Sydney NSW 1215

**PERPETUAL
EQUITY INVESTMENT
COMPANY LIMITED**


ABN: 68 601 406 419
Place of Incorporation: VIC

CHESS HOLDING STATEMENT

For statement enquiries contact
your CHESS Sponsor:

**MORGAN STANLEY WEALTH
MANAGEMENT AUSTRALIA PTY LTD**

LEVEL 14
120 COLLINS STREET
MELBOURNE, VIC 3000

 **039188 2000**



071960 03383
AWTW SUPERANNUATION PTY LTD
<AWTW S/ F A/C>
11/111 ELIZABETH STREET
SYDNEY NSW 2001

Holder ID Number (HIN): 0061462813

CHESS Sponsor's ID (PID): 03383

Statement Period: February 2015

Page: 1 of 1

PIC - ORDINARY FULLY PAID

Date	Transaction Type	Transaction ID	Ex/Cum Status	Quantity		Holding Balance
				On	Off	
26 Feb 15	Movement of Securities due to Purchase, Sale or Transfer	0338308709527100		16200		16200

FOR YOUR INFORMATION

- ☛ To obtain full terms and conditions of an Issuer's securities contact the Issuer's Registrar or the Issuer directly.
- ☛ For information about CHESS Depository Interests (CDIs) and to obtain a free copy of the Financial Services Guide (FSG) or any supplementary FSG for CHESS Depository Nominees Pty Ltd go to www.asx.com.au/cdis or phone 131 279.
- ☛ ASX Settlement may by law need to disclose information in CHESS Holdings to third parties.
- ☛ Do you have a small shareholding? Donate to Australian charities using ShareGift's brokerage-free service & receive tax deduction when over \$2. www.sharegiftaustralia.org.au

Refer overleaf for additional important information

Share Registry Details:

LINK MARKET SERVICES LIMITED
LOCKED BAG A14,
SYDNEY SOUTH NSW 1235
Ph: 02 82807111



ASX

SETTLEMENT CORPORATION

Issued By:

ASX Settlement Pty Limited | ABN 49 008 504 532 | PO Box H227, Australia Square, Sydney NSW 1215



ABN: 84 093 732 597
Place of Incorporation: NSW

CHESS HOLDING STATEMENT

For statement enquiries contact
your CHESS Sponsor:

**MORGAN STANLEY WEALTH
MANAGEMENT AUSTRALIA PTY LTD**

LEVEL 14
120 COLLINS STREET
MELBOURNE, VIC 3000

☎ 039188 2000



131535 03383
AWTW SUPERANNUATION PTY LTD
<AWTW S/ F A/C>
11/111 ELIZABETH STREET
SYDNEY NSW 2001

Holder ID Number (HIN): 0061462813

CHESS Sponsor's ID (PID): 03383

Statement Period: May 2015

Page: 1 of 1

S32 - ORDINARY FULLY PAID DEFERRED SETTLEMENT

Date	Transaction Type	Transaction ID	Ex/Cum Status	Quantity On	Quantity Off	Holding Balance
25 May 15	Allotment of Securities due to a Distribution in Specie	6266100036076800		590		590

FOR YOUR INFORMATION

- ☛ To obtain full terms and conditions of an Issuer's securities contact the Issuer's Registrar or the Issuer directly.
- ☛ For information about CHESS Depositary Interests (CDIs) and to obtain a free copy of the Financial Services Guide (FSG) or any supplementary FSG for CHESS Depositary Nominees Pty Ltd go to www.asx.com.au/cdis or phone 131 279.
- ☛ ASX Settlement may by law need to disclose information in CHESS Holdings to third parties.
- ☛ Do you have a small shareholding? Donate to Australian charities using ShareGift's brokerage-free service & receive tax deduction when over \$2. www.sharegiftaustralia.org.au

Refer overleaf for additional important information

Share Registry Details:

COMPUTERSHARE INVESTOR SERVICES PTY LTD
SOUTH32 LIMITED
GPO BOX 2975
MELBOURNE VIC 3001
Ph: 1800 019 953



ASX

Issued By:

ASX Settlement Pty Limited | ABN 40 008 504 522 | PO Box 4227, Australia Square, Sydney NSW 1215

CHESS HOLDING STATEMENT

For statement enquiries contact
your CHESS Sponsor:

**MORGAN STANLEY WEALTH
MANAGEMENT AUSTRALIA PTY LTD**

LEVEL 14
120 COLLINS STREET
MELBOURNE, VIC 3000

☎ 039188 2000



124128 03383

AWTW SUPERANNUATION PTY LTD
<AWTW S/ F A/C>
11/111 ELIZABETH STREET
SYDNEY NSW 2001

Holder ID Number (HIN): 0061462813

CHESS Sponsor's ID (PID): 03383

Statement Period: November 2015

Page: 1 of 1

WBC - ORDINARY FULLY PAID

Date	Transaction Type	Transaction ID	Ex/Cum Status	Quantity		Holding Balance
				On	Off	
	Balance Brought Forward from 28 Mar 13					640
20 Nov 15	Allotment of a New Issue of Securities due to Acceptance of Rights	5991503478269300		28		668

FOR YOUR INFORMATION

- ☛ To obtain full terms and conditions of an Issuer's securities contact the Issuer's Registrar or the Issuer directly.
- ☛ For information about CHESS Depository Interests (CDIs) and to obtain a free copy of the Financial Services Guide (FSG) or any supplementary FSG for CHESS Depository Nominees Pty Ltd go to www.asx.com.au/cdis or phone 131 279.
- ☛ ASX Settlement may by law need to disclose information in CHESS Holdings to third parties.
- ☛ Australia is moving to faster trade settlement. From March 2016 your trade will settle one day earlier. Please contact your broker for details or go to www.asx.com.au/T2Brochure

Refer overleaf for additional important information

Share Registry Details:

LINK MARKET SERVICES LIMITED
LOCKED BAG A14,
SYDNEY SOUTH NSW 1235
Ph: 02 82807111



ASX

SETTLEMENT CORPORATION

Issued By:

ASX Settlement Pty Limited | ABN 49 008 504 532 | PO Box H227, Australia Square, Sydney NSW 1215

CHES HOLDING STATEMENT

For statement enquiries contact
 your CHES Sponsor:

**MORGAN STANLEY WEALTH
 MANAGEMENT AUSTRALIA PTY LTD**

LEVEL 14
 120 COLLINS STREET
 MELBOURNE, VIC 3000

☎ 038643 9111



096542 03383
 AWTW SUPERANNUATION PTY LTD
 <AWTW S/ F A/C>
 11/111 ELIZABETH STREET
 SYDNEY NSW 2001

Holder ID Number (HIN):	0061462813
CHES Sponsor's ID (PID):	03383
Statement Period:	March 2013
Page:	1 of 1

WPL - ORDINARY FULLY PAID

Date	Transaction Type	Transaction ID	Ex/Cum Status	Quantity		Holding Balance
				On	Off	
28 Mar 13	Movement of Securities due to Purchase, Sale or Transfer	0338307790310900		535		535

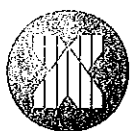
FOR YOUR INFORMATION

- ☛ Full terms and conditions of the Company, Trust or other Issuer's securities can be obtained from the Registry.
- ☛ CDIs: To obtain a free copy of CHES Depository Nominee's Financial Services Guide or any Supplementary FSG, go to www.asx.com.au/cdis or phone 131 279 to have one sent to you
- ☛ ASX Settlement may by law need to disclose information in CHES Holdings to third parties.
- ☛ Do you have a small shareholding? Donate to Australian charities using ShareGift's brokerage-free service & receive tax deduction when over \$2. www.sharegiftaustralia.org.au

Refer overleaf for additional important information

Share Registry Details:

COMPUTERSHARE INVESTOR SERVICES PTY LTD
 GPO BOX D182
 PERTH WA 6840
 Ph: 1300 557 010



SWT	Client: AWTW SUPERANNUATION FUND	Balance Date 30 JUNE 2018	Prepared By RMT	Reviewed By	Index
	Lead Schedule OTHER ASSETS		Date 11/10/2018	Date	I
	Sch Ref	Notes	Final	Last Year	
<u>CASH</u>					
MACQUARIE CMT A/C A/C NO 961 331 659		PER SOL 6 BANK REC	38,527.08	36,106.13	
<u>ATO TAX REFUND</u>					
2018 YEAR		PER TAX REC FOR YEAR	3,025.46	3,983.86	
<u>OTHER ASSETS</u>					
LIST DETAILS		RECEIVED - X	0.00	0.00	
TOTAL OTHER ASSETS			\$41,552.54	\$40,089.99	
Notes	<p>1. All assets valued per standard AAS25 "Accounting for Superannuation Funds" and Note 1 to Accounts</p> <p>2. Sol 6 cash receipts & cash payments to be used where possible to facilitate Sol 6 Bank rec</p> <p>3. ATO refund to be recorded only if refund is after all other taxes are paid</p>		<p>KEY:</p> <p>P = Agreed to last years accounts</p> <p>G/L = Agreed to Trial Balance</p> <p>^ = Additions checked</p> <p>F = Agreed to final accounts</p>		

For 680 Cash at bank

Currency: AUD

Reference	Date	Amount
Statement Balance:		(38,527.08)
Unpresented Receipts:		
		<u>0.00</u>
		(38,527.08)
Unpresented Payments:		
		<u>0.00</u>
		<u>(38,527.08)</u>
Ledger Bank Balance:		<u>38,527.08</u>

Client Code: HKH132		For 680, Cash at bank				Currency: AUD		
Date	Description	Type	Account	Ref No.	Receipts Amount	Payments Cheq No.	Amount	Balance
	Opening Balance							36106.13
04/07/2017	WBC div	Rec	198	209	627.92			36734.05
05/07/2017	NAB div	Rec	198	210	633.60			37367.65
06/07/2017	ASIC fees	Pay	364			044	47.00	37320.65
31/07/2017	cmt int	Rec	199	211	44.17			37364.82
31/08/2017	cmt int	Rec	199	212	44.37			37409.19
08/09/2017	PIC div	Rec	198	213	405.00			37814.19
21/09/2017	WPL div	Rec	198	214	331.46			38145.65
26/09/2017	BHP div	Rec	198	215	312.40			38458.05
29/09/2017	AMP div	Rec	198	216	600.30			39058.35
30/09/2017	cmt int	Rec	199	217	43.58			39101.93
06/10/2017	CWN div	Rec	198	218	1395.00			40496.93
12/10/2017	S32 div	Rec	198	219	47.11			40544.04
31/10/2017	cmt int	Rec	199	220	47.84			40591.88
30/11/2017	cmt int	Rec	199	221	46.76			40638.64
13/12/2017	NAB div	Rec	198	222	633.60			41272.24
21/12/2017	TW life ins prem	Pay	55212			046	1663.09	39609.15
22/12/2017	WBC div	Rec	198	223	627.92			40237.07
28/12/2017	AW life ins prem	Pay	55112			046	8872.92	31364.15
31/12/2017	cmt int	Rec	199	224	46.93			31411.08
31/01/2018	cmt int	Rec	199	225	29.14			31440.22
14/02/2018	2017 tax refund	Rec	904		3983.86			
	ATO fees		364		(259.00)			
	Dissect total				3724.86			
16/02/2018	CYB div	Rec	198	226	2.77			35165.08
28/02/2018	cmt int	Rec	199	227	28.29			35167.85
21/03/2018	WPL rights	Rec	20432	228	96.00			35196.14
22/03/2018	WPL div	Rec	198	229	334.97			35292.14
27/03/2018	BHP div	Rec	198	230	416.45			35627.11
28/03/2018	AMP div	Rec	198	231	600.30			36043.56
29/03/2018	cmt int	Rec	199	232	33.57			36643.86
04/04/2018	CWN div	Rec	198	233	1395.00			36677.43
05/04/2018	S32 div	Rec	198	234	55.14			38072.43
11/04/2018	PIC div	Rec	198	235	486.00			38127.57
30/04/2018	cmt int	Rec	199	236	35.60			38613.57
31/05/2018	cmt int	Rec	199	237	37.16			38649.17
01/06/2018	Morgans fees	Pay	301	238			165.00	38686.33
29/06/2018	cmt int	Rec	199	239	35.75			38521.33
30/06/2018	cmt charges	BSt	309				30.00	38527.08

Transaction report

for period 01 Jul 2017 to 30 Jun 2018

**Account Name:** AWTW SUPERANNUATION PTY LTD ATF AWTW SUPERANNUATION FUND**Account No:** 961331659

Date	Category	Description	Debit (\$)	Credit (\$)	Balance (\$)
03/07/2017	BROUGHT FORWARD				\$36,106.13 CR
03/07/2017	WITHDRAWAL FEES ACCOUNT FEES	PAPER STATEMENT FEE	2.50		\$36,103.63 CR
04/07/2017	DEPOSIT DIVIDEND	WBC DIVIDEND 001202751279		627.92	\$36,731.55 CR
05/07/2017	DEPOSIT DIVIDEND	NAB INT DIVIDEND DV181/00613676		633.60	\$37,365.15 CR
06/07/2017	WITHDRAWAL	CHEQUE WITHDRAWAL 000044	47.00		\$37,318.15 CR
31/07/2017	DEPOSIT INTEREST	MACQUARIE CMA INTEREST PAID		44.17	\$37,362.32 CR
01/08/2017	WITHDRAWAL FEES ACCOUNT FEES	PAPER STATEMENT FEE	2.50		\$37,359.82 CR
31/08/2017	DEPOSIT INTEREST	MACQUARIE CMA INTEREST PAID		44.37	\$37,404.19 CR
01/09/2017	WITHDRAWAL FEES ACCOUNT FEES	PAPER STATEMENT FEE	2.50		\$37,401.69 CR
08/09/2017	DEPOSIT DIVIDEND	PIC FNL DIV 001204887835		405.00	\$37,806.69 CR
21/09/2017	DEPOSIT DIVIDEND	WOODSIDE INT17/00640365		331.46	\$38,138.15 CR
26/09/2017	DEPOSIT DIVIDEND	BHP LTD DIVIDEND AF375/01190446		312.40	\$38,450.55 CR
29/09/2017	DEPOSIT DIVIDEND	AMP LIMITED 17INT/01268054		600.30	\$39,050.85 CR
29/09/2017	DEPOSIT INTEREST	MACQUARIE CMA INTEREST PAID		43.58	\$39,094.43 CR
02/10/2017	WITHDRAWAL FEES ACCOUNT FEES	PAPER STATEMENT FEE	2.50		\$39,091.93 CR
06/10/2017	DEPOSIT DIVIDEND	CWN DIVIDEND OCT17/00838228		1,395.00	\$40,486.93 CR
12/10/2017	DEPOSIT DIVIDEND	SOUTH32 DIVIDEND AF003/01061504		47.11	\$40,534.04 CR
31/10/2017	DEPOSIT INTEREST	MACQUARIE CMA INTEREST PAID		47.84	\$40,581.88 CR
01/11/2017	WITHDRAWAL FEES ACCOUNT FEES	PAPER STATEMENT FEE	2.50		\$40,579.38 CR
30/11/2017	DEPOSIT INTEREST	MACQUARIE CMA INTEREST PAID		46.76	\$40,626.14 CR
01/12/2017	WITHDRAWAL FEES ACCOUNT FEES	PAPER STATEMENT FEE	2.50		\$40,623.64 CR
13/12/2017	DEPOSIT DIVIDEND	NAB FINAL DIV DV182/00607206		633.60	\$41,257.24 CR

21/12/2017	WITHDRAWAL	CHEQUE WITHDRAWAL 000046	1,663.09		\$39,594.15 CR
22/12/2017	DEPOSIT DIVIDEND	WBC DIVIDEND 001209776631		627.92	\$40,222.07 CR
28/12/2017	WITHDRAWAL	CHEQUE WITHDRAWAL 000047	8,872.92		\$31,349.15 CR
29/12/2017	DEPOSIT INTEREST	MACQUARIE CMA INTEREST PAID		46.93	\$31,396.08 CR
02/01/2018	WITHDRAWAL FEES ACCOUNT FEES	PAPER STATEMENT FEE	2.50		\$31,393.58 CR
31/01/2018	DEPOSIT INTEREST	MACQUARIE CMA INTEREST PAID		29.14	\$31,422.72 CR
01/02/2018	WITHDRAWAL FEES ACCOUNT FEES	PAPER STATEMENT FEE	2.50		\$31,420.22 CR
14/02/2018	DEPOSIT	ATO ATO005000009084656		3,724.86	\$35,145.08 CR
16/02/2018	DEPOSIT DIVIDEND	CYBG DIVIDEND AU001/00937584		2.77	\$35,147.85 CR
28/02/2018	DEPOSIT INTEREST	MACQUARIE CMA INTEREST PAID		28.29	\$35,176.14 CR
01/03/2018	WITHDRAWAL FEES ACCOUNT FEES	PAPER STATEMENT FEE	2.50		\$35,173.64 CR
21/03/2018	DEPOSIT	WOODSIDE PRE18/00878649		96.00	\$35,269.64 CR
22/03/2018	DEPOSIT DIVIDEND	WOODSIDE FIN17/00638394		334.97	\$35,604.61 CR
27/03/2018	DEPOSIT DIVIDEND	BHP LTD DIVIDEND AI376/01178884		416.45	\$36,021.06 CR
28/03/2018	DEPOSIT DIVIDEND	AMP LIMITED 17FIN/01255602		600.30	\$36,621.36 CR
29/03/2018	DEPOSIT INTEREST	MACQUARIE CMA INTEREST PAID		33.57	\$36,654.93 CR
03/04/2018	WITHDRAWAL FEES ACCOUNT FEES	PAPER STATEMENT FEE	2.50		\$36,652.43 CR
04/04/2018	DEPOSIT DIVIDEND	CWN DIVIDEND APR18/00835374		1,395.00	\$38,047.43 CR
05/04/2018	DEPOSIT DIVIDEND	SOUTH32 DIVIDEND RAU18/01047663		55.14	\$38,102.57 CR
11/04/2018	DEPOSIT DIVIDEND	PIC ITM DIV 001215427334		486.00	\$38,588.57 CR
30/04/2018	DEPOSIT INTEREST	MACQUARIE CMA INTEREST PAID		35.60	\$38,624.17 CR
01/05/2018	WITHDRAWAL FEES ACCOUNT FEES	PAPER STATEMENT FEE	2.50		\$38,621.67 CR
31/05/2018	DEPOSIT INTEREST	MACQUARIE CMA INTEREST PAID		37.16	\$38,658.83 CR
01/06/2018	WITHDRAWAL FEES ACCOUNT FEES	PAPER STATEMENT FEE	2.50		\$38,656.33 CR
01/06/2018	WITHDRAWAL	MorganStanley D4358062	165.00		\$38,491.33 CR
29/06/2018	DEPOSIT INTEREST	MACQUARIE CMA INTEREST PAID		35.75	\$38,527.08 CR

TOTALS**10,778.01****13,198.96**

For 680 Cash at bank

Currency: AUD

Reference	Date	Cashbook value	Amount Presented	Error*
<u>Presented Receipts</u>				
209	04/07/2017	627.92	627.92	0.00
210	05/07/2017	633.60	633.60	0.00
211	31/07/2017	44.17	44.17	0.00
212	31/08/2017	44.37	44.37	0.00
213	08/09/2017	405.00	405.00	0.00
214	21/09/2017	331.46	331.46	0.00
215	26/09/2017	312.40	312.40	0.00
216	29/09/2017	600.30	600.30	0.00
217	30/09/2017	43.58	43.58	0.00
218	06/10/2017	1,395.00	1,395.00	0.00
219	12/10/2017	47.11	47.11	0.00
220	31/10/2017	47.84	47.84	0.00
221	30/11/2017	46.76	46.76	0.00
222	13/12/2017	633.60	633.60	0.00
223	22/12/2017	627.92	627.92	0.00
224	31/12/2017	46.93	46.93	0.00
225	31/01/2018	29.14	29.14	0.00
226	14/02/2018	3,724.86	3,724.86	0.00
227	16/02/2018	2.77	2.77	0.00
228	28/02/2018	28.29	28.29	0.00
229	21/03/2018	96.00	96.00	0.00
230	22/03/2018	334.97	334.97	0.00
231	27/03/2018	416.45	416.45	0.00
232	28/03/2018	600.30	600.30	0.00
233	29/03/2018	33.57	33.57	0.00
234	04/04/2018	1,395.00	1,395.00	0.00
235	05/04/2018	55.14	55.14	0.00
236	11/04/2018	486.00	486.00	0.00
237	30/04/2018	35.60	35.60	0.00
238	31/05/2018	37.16	37.16	0.00
239	29/06/2018	35.75	35.75	0.00
		<u>13,198.96</u>	<u>13,198.96</u>	<u>0.00</u>
<u>Presented Payments</u>				
	30/06/2018	30.00	30.00	0.00
	01/06/2018	165.00	165.00	0.00
044	06/07/2017	47.00	47.00	0.00
046	28/12/2017	10,536.01	10,536.01	0.00
		<u>10,778.01</u>	<u>10,778.01</u>	<u>0.00</u>
		<u>2,420.95</u>	<u>2,420.95</u>	<u>0.00</u>

SWT	Client: AWTW SUPERANNUATION FUND	Balance Date 30 JUNE 2018	Prepared By RMT	Reviewed By	Index
	Lead Schedule OTHER LIABILITIES		Date 11/10/2018	Date	J
	Sch Ref	Notes	Final	Last Year	
OTHER TAXES PAYABLE					
PAYG WITHHELD (JUNE 2008 QTR)		PER JUNE 2008 BAS OR IAS CHQ NO AND DATE PRESENTED	0.00	0.00	
GST PAYABLE (JUNE 2008 QTR)		PER JUNE 2008 BAS CHQ NO X; PRESENTED - X	0.00	0.00	
OTHER LIABILITIES					
<i>LIST TYPE, QTY AND DETAILS</i>		WHEN PAID CHQ NO AND DATE PRESENTED	0.00	0.00	
TOTAL OTHER LIABILITIES			\$0.00	\$0.00	
Notes	<p>1. PAYG only payable if member or members are in pension phase</p> <p>2. GST only payable if super fund registered. Typically owns commercial property or plant & equipment</p> <p>3. SMSF not allowed to borrow!</p>		KEY: P = Agreed to last years accounts G/L = Agreed to Trial Balance ^ = Additions checked F = Agreed to final accounts		

Client: SWT AWTW SUPERANNUATION FUND		Balance Date 30 JUNE 2018	Prepared By RMT	Reviewed By	Index K
Lead Schedule TAX PROVISIONS			Date 11/10/2018	Date	Last Year
	Sch Ref	Notes	Final		
CURRENT TAX LIABILITIES					
2018 YEAR		PER TAX RECONCILIATION	-3,025.46		-3,983.86
		LESS:			
		1ST INSTALMENT (SEPT 2017 QTR)	0.00		0.00
		2ND INSTALMENT (DEC 2017 QTR)	0.00		0.00
		3RD INSTALMENT (MAR 2018 QTR)	0.00		0.00
		BALANCE PER TRIAL BALANCE	-3,025.46		-3,983.86
(NOT RECORDED IN TB)		4TH INSTALMENT (JUNE 2018 QTR)	0.00		0.00
DUE on 15/05/2018		BALANCE PER TAX RETURN	-3,025.46		-3,983.86
2011 & 2012 YEARS		ONLY IF UNPAID AS AT 30/06/2018	0.00		0.00
2000 YEAR (DEFERRED)		14TH INSTALMENT (JULY 2005)	0.00		0.00
		15TH INSTALMENT (OCT 2005)	0.00		0.00
		16TH INSTALMENT (JAN 2006)	0.00		0.00
		17TH INSTALMENT (APRIL 2006)	0.00		0.00
			0.00		0.00
TOTAL CURRENT TAX LIABILITIES			-3,025.46		-3,983.86
NON CURRENT TAX LIABILITIES					
2000 YEAR (DEFERRED) (BALANCE OUTSTANDING)		ONLY AMOUNT PAYABLE AFTER TO 30/06/2018	0.00		0.00
		0 PMTS * Sx			
PROVISION FOR DEFERRED TAX LIABILITIES <i>(BALANCE MUST BE PROVED!)</i>		PER TAX RECONCILIATION	-1,645.95		-2,532.45
		AMOUNT REPRESENTS TAX PAYABLE ON UNREALISED GAINS			
		UNREALISED LOSSES TO BE OFFSET PRIOR TO GAINS BEING RECORDED			
		TAX DEFERRED INCOME RECEIVED TO BE INCLUDED			
PROOF: MV OF ASSETS 30/06/2018 LESS COST OF ASSETS		FROM INVESTMENTS SECTION FROM INVESTMENTS SECTION			
MULTIPLY BY 2/3		CGT DISCOUNT ASSUMPTION ON ASSETS HELD > 12 MTHS			
PLUS TAX DEFERRED INCOME					
MULTIPLY BY 15%		SUPER FUND TAX RATE			
TOTAL NON CURRENT TAX LIABILITIES			-1,645.95		-2,532.45
TOTAL TAX LIABILITIES			-4,671.41		-6,516.31
Notes	<ol style="list-style-type: none"> 1. Tax reconciliation worksheet should form basis of calculations 2. Reconciliation forms basis for tax note to accounts 3. ATO refunds recorded here and in Other Debtors 4. Investment manager tax summaries to included in this section not revenue 		KEY: P = Agreed to last years accounts G/L = Agreed to Trial Balance ^ = Additions checked F = Agreed to final accounts		

AWTW SUPERANNUATION FUND
 INCOME TAX EXPENSE CALCULATION WORKSHEET
 FOR THE YEAR ENDED 30 JUNE 2017

DESCRIPTION	INCOME TAX EXPENSE		PROVISION FOR TAX		FUTURE INCOME TAX BENEFIT		INCOME TAX BENEFIT		PROVISION FOR DEFERRED TAX		
					OPENING BALANCE	MOVEMENT	CLOSING BALANCE		OPENING BALANCE	MOVEMENT	CLOSING BALANCE
ACCRUED BENEFITS FROM OPERATIONS	7,302.00		-7,302.00								
PERMANENT DIFFERENCES											
PENALTIES & FINES	0.00		0.00								
IMPUTATION CREDITS	3,284.00		-3,284.00								
FOREIGN TAX CREDITS	0.00		0.00								
WITHHOLDING TAX	0.00		0.00								
NON ASSESSABLE PORTION OF TRUST DISTRIBUTIONS	0.00		0.00								
NON ASSESSABLE TRUST CAPITAL GAINS	0.00		0.00								
NON ASSESSABLE PORTION OF REALISED CAPITAL GAINS	0.00		0.00								
NON ASSESSABLE PORTION OF UNREALISED CAPITAL GAINS	0.00		0.00								
MEMBER CONTRIBUTIONS	0.00		0.00								
1/3 DISCOUNT ON UNREALISED CAPITAL GAINS	-2,955.00		2,955.00								
TIMING DIFFERENCES											
TAX DEFERRED TRUST DISTRIBUTIONS			0.00						16,882.99	-5,910.00	10,972.99
UNREALISED CAPITAL GAINS			8,865.00								
CAPITAL LOSSES											
OPENING BALANCE			0.00								
CLOSING BALANCE			0.00						0.00	0.00	0.00
less PERMANENT DIFFERENCE DISC ON UNREALISED CAP GAINS			-2,955.00								
TOTAL ASSESSABLE INCOME	7,631.00		-1,721.00		0.00	0.00	0.00	0.00	16,882.99	-5,910.00	10,972.99
TAX PAYABLE AT 15%	1,144.65		-258.15		0.00	0.00	0.00	0.00	2,532.45	-886.50	1,645.95
IMPUTATION CREDITS	-3,283.61		3,283.61								
FOREIGN TAX CREDITS	0.00		0.00								
TFN TAX	0.00		0.00								
TOTAL TAX PAYABLE	-2,138.96		3,025.46		0.00	0.00	0.00	0.00	2,532.45	-886.50	1,645.95

MANAGED FUND TAX ADJUSTMENTS	IMPUTATION CREDITS	FOREIGN TAX CREDITS	TAX FREE INCOME	TAX DEF INCOME	DISCOUNT CAP GAINS	TFN TAX
B/FWD PREVIOUS YEAR	0.00	0.00	0.00	0.00	0.00	0.00
DIRECT EQUITIES	3,283.61	0.00	0.00	0.00	0.00	0.00
APN MANAGED FUNDS	0.00	0.00	0.00	0.00	0.00	0.00
CHALLENGER MANAGED FUNDS	0.00	0.00	0.00	0.00	0.00	0.00
COLONIAL MANAGED FUNDS - NO 1	0.00	0.00	0.00	0.00	0.00	0.00
COLONIAL MANAGED FUNDS - NO 2	0.00	0.00	0.00	0.00	0.00	0.00
CREDIT SUISSE MANAGED FUNDS	0.00	0.00	0.00	0.00	0.00	0.00
ING MANAGED FUNDS	0.00	0.00	0.00	0.00	0.00	0.00
MACQUARIE MANAGED FUNDS	0.00	0.00	0.00	0.00	0.00	0.00
PERPETUAL MANAGED FUNDS	0.00	0.00	0.00	0.00	0.00	0.00
C/FWD END OF YEAR	0.00	0.00	0.00	0.00	0.00	0.00
TOTALS	3,283.61	0.00	0.00	0.00	0.00	0.00

DEFERRED TAX LIABILITY PROOF

ASSETS - MARKET VALUE @ 30/06/2017
 DIRECT EQUITIES
 MANAGED FUNDS
 TOTAL ASSETS - MARKET VALUE

175,590.00
 0.00
 175,590.00

ASSETS - COST
 DIRECT EQUITIES
 MANAGED FUNDS
 TOTAL ASSETS - COST

192,048.23
 0.00
 192,048.23
 -16,458.23

NET INCREMENT TO 30/06/2017

TAX DEFERRED INCOME C/FWD
 YEAR 2014 YEAR 2014 YEAR 2015 YEAR 2016 YEAR 2017 YEAR 2018 YEAR REDEEMED TOTAL

B/FWD PREVIOUS YEAR 0.00 0.00 0.00 0.00 0.00 0.00 0.00 0.00

DIRECT EQUITIES 0.00 0.00 0.00 0.00 0.00 0.00 0.00 0.00

APN MANAGED FUNDS 0.00 0.00 0.00 0.00 0.00 0.00 0.00 0.00

CHALLENGER MANAGED FUNDS 0.00 0.00 0.00 0.00 0.00 0.00 0.00 0.00

COLONIAL MANAGED FUNDS - NO 1 0.00 0.00 0.00 0.00 0.00 0.00 0.00 0.00

COLONIAL MANAGED FUNDS - NO 2 0.00 0.00 0.00 0.00 0.00 0.00 0.00 0.00

CREDIT SUISSE MANAGED FUNDS 0.00 0.00 0.00 0.00 0.00 0.00 0.00 0.00

ING MANAGED FUNDS 0.00 0.00 0.00 0.00 0.00 0.00 0.00 0.00

MACQUARIE MANAGED FUNDS 0.00 0.00 0.00 0.00 0.00 0.00 0.00 0.00

PERPETUAL MANAGED FUNDS 0.00 0.00 0.00 0.00 0.00 0.00 0.00 0.00

C/FWD END OF YEAR 0.00 0.00 0.00 0.00 0.00 0.00 0.00 0.00

TOTALS 0.00 0.00 0.00 0.00 0.00 0.00 0.00 0.00

TOTAL UNREALISED INCOME -16,458.23

CGT CONCESSION APPLIED - 1/3 -5,486.08

TOTAL UNREALISED TAXABLE INCOME -10,972.15

TAX RATE APPLIED - 15% -1,645.82

DIFFERENCE 0.13

SWT	Client:	Balance Date	Prepared By	Reviewed By	Index
	AWTW SUPERANNUATION FUND	30 JUNE 2018	RMT		
Lead Schedule			Date	Date	L
MEMBERS ACCOUNTS			11/10/2018		
	Sch Ref	Notes	Final	Last Year	
MEMBER NO 1					
		ASHTON WAUGH	RELATIONSHIP TO OTHER MEMBERS - SPOUSE	182,202.52	178,524.33
		ACCUMULATION PHASE			
		45			
MEMBER NO 2					
		TAMIESHA WAUGH	RELATIONSHIP TO OTHER MEMBERS - SPOUSE	134,939.73	128,290.37
		ACCUMULATION PHASE			
		39			
MEMBER NO 3					
		MEMBER NAME	RELATIONSHIP TO OTHER MEMBERS	0.00	0.00
		ACCUMULATION OR PENSION PHASE	PENSION CERT EXPIRY DATE		
		AGE			
MEMBER NO 4					
		MEMBER NAME	RELATIONSHIP TO OTHER MEMBERS	0.00	0.00
		ACCUMULATION OR PENSION PHASE	PENSION CERT EXPIRY DATE		
		AGE			
TOTAL ALLOCATED BENEFITS			317,142.25	306,814.70	
UNALLOCATED BENEFITS					
		INVESTMENT FLUCUATION RESERVE	0.00	0.00	
		FORFEITED BENEFITS RESERVE	0.00	0.00	
		MISCELLANEOUS RESERVE	0.00	0.00	
		<i>(Transfers from Reserves to members accounts are surchargeable)</i>			
TOTAL UNALLOCATED BENEFITS			0.00	0.00	
TOTAL MEMBERS LIABILITIES			\$317,142.25	\$306,814.70	
Notes	1. SMSF'S can only have a maximum of 4 members 2. Members worksheet to be used and all sections kept up to date 3. Reserve accounts to be used on consultation with Partner/ Manager SCR/1 to be referred to			KEY: P = Agreed to last years accounts G/L = Agreed to Trial Balance ^ = Additions checked F = Agreed to final accounts	

AWTW SUPERANNUATION FUND
MEMBERS ACCOUNTS
AS AT 30 JUNE 2018

MEMBER	ASHTON WAUGH	TAMIESHA WAUGH	INVESTMENT FLUCTUATION RESERVE	TOTAL
OPENING BALANCE	178,524.33	128,290.37	0.00	306,814.70
EMPLOYER CONTRIBUTIONS	0.00	0.00	0.00	0.00
MEMBER CONTRIBUTIONS	0.00	0.00	0.00	0.00
TAX APPLICABLE TO CONTRIBUTIONS	1,330.94	249.46	0.00	1,580.40
SURCHARGE ON CONTRIBUTIONS	0.00	0.00	0.00	0.00
BENEFITS TRANSFERRED IN	0.00	0.00	0.00	0.00
SHARE OF PROFIT	10,379.34	7,458.76	0.00	17,838.10
TAX APPLICABLE TO PROFIT	840.83	604.23	-0.00	1,445.06
LIFE INSURANCE PREMIUMS	-8,872.92	-1,663.09	0.00	-10,536.01
BENEFITS PAID OUT	0.00	0.00	0.00	0.00
TOTAL MEMBERS ACCOUNT	182,202.52	134,939.73	0.00	317,142.25
REPRESENTED BY				
TAX FREE COMPONENT				
CONTRIBUTIONS SEGMENT	0.00	0.00	0.00	0.00
CRYSTALLISED SEGMENT	0.00	0.00	0.00	0.00
TAXABLE COMPONENT				
TAXED ELEMENT	182,202.52	134,939.73	0.00	317,142.25
UNTAXED ELEMENT (INSURANCE COMPONENT)	5,788,125.00	2,315,250.00	0.00	8,103,375.00
TOTAL MEMBERS BENEFIT	5,970,327.52	2,450,189.73	0.00	8,420,517.25
ELIGIBLE SERVICE PERIOD				
DATE OF BIRTH	02/05/1972	24/10/1977		
AGE - 30 JUNE 2017	45	39		
PERIOD START DATE	01/02/1994	25/05/2010		
PRE JUNE 1983 DAYS	0	0		
POST JUNE 1983 DAYS	8,550	2,593		
TOTAL SERVICE DAYS - 30/06/17	8,550	2,593		
MEMBERS RBL LIMIT - LUMP SUM	648,946.00	648,946.00		
EXCESS BENEFITS	0.00	0.00		
MEMBERS RBL LIMIT - PENSION	1,297,886.00	1,297,886.00		
EXCESS BENEFITS	0.00	0.00		

KEY NOTES & FORMULAS

CONTRIBUTIONS SEGMENT			
OPENING BALANCE - 01/07/2017	0.00	0.00	0.00
EXTERNAL FUND TRANSFERS	0.00	0.00	0.00
MEMBERS CONTRIBUTIONS	0.00	0.00	0.00
LESS: BENEFITS PAID/ TRANSFERS OUT	0.00	0.00	0.00
CRYSTALLISED SEGMENT			
UNDEDUCTED CONTRIBUTIONS - PRE 1/7/08	0.00	0.00	0.00
PRE JULY 1983 COMPONENT - PRE 1/7/08	0.00	0.00	0.00
EXTERNAL FUND TRANSFERS	0.00	0.00	0.00
CGT EXEMPT COMPONENT	0.00	0.00	0.00
CONCESSIONAL COMPONENT	0.00	0.00	0.00
POST JUNE 1994 INVALIDITY COMPONENT	0.00	0.00	0.00
LESS: BENEFITS PAID/ TRANSFERS OUT	0.00	0.00	0.00
TAXABLE COMPONENT (TAXED ELEMENT)			
MEMBERS ACCOUNT BALANCE - 30/06/18	182,202.52	134,939.73	
LESS: CONTRIBUTIONS SEGMENT	0.00	0.00	
LESS: CRYSTALLISED SEGMENT	0.00	0.00	
	182,202.52	134,939.73	
NOTES			

The following link should be used to verify the calculation of the crystallised segment as at 30 June 2007
<http://calculators.ato.gov.au/scripts/axos/axos.asp?CONTEXT=&KBS=SCC.xr4&go=ok>

**AWTW SUPERANNUATION FUND
MEMBERS ACCOUNTS
AS AT 30 JUNE 2018**

EARNINGS RATE	2018	2017	2016	2015	2014	2013	2012	2011	2010
OPENING BALANCE OF FUND	306,814.70	296,954.95	313,411.88	317,365.79	292,087.11	194,947.67	19,233.82	22,208.22	0.00
NET FUND EARNINGS									
EARNINGS FOR YEAR	17,838.10	15,887.16	-9,538.06	-7,992.23	12,343.63	-2,925.41	1,626.62	419.80	0.00
TAX APPLICABLE TO EARNINGS	1,445.06	2,482.17	1,174.12	1,177.93	1,053.27	-610.91	-244.04	-62.97	0.00
NET FUND EARNINGS	19,283.16	18,369.33	-8,363.94	-6,814.30	13,396.90	-3,536.32	1,382.58	356.83	0.00
AVERAGE EARNING RATE	6.28%	6.19%	-2.67%	-2.15%	4.59%	-1.81%	7.19%	1.61%	ERR

AVERAGE 5 YEAR RATE

ERR

2.45%

0.83%

1.03%

1.88%

2.89%

2.33%

4.40%

1.61%

ERR