

Options: Not summarised, Excluding NIL Balances
From 01/07/2020 To 30/06/2021

Client Code: FLE104

Last Year	Account	Description	Debit	Credit
	197	Managed fund distributions		
(3033.44)	19702	Maple Brown Abbott imputation fund	-	
(3699.94)	19710	APN property for income fund	-	
(4411.11)	19720	Colonial imputation fund	-	
(539.72)	19725	Colonial property securities fund	-	
(22742.11)	19730	Netwealth managed portfolio		68637.61
(444.46)	19750	ING emerging companies trust	-	
(26.78)	19753	Merrill Lynch australian share fund	-	
(1650.08)	19760	Perpetual industrial share fund	-	
(462.29)	19770	Perpetual IC smaller companies fund	-	
	199	Interest received		
(1328.39)	19901	Macquarie CMT		19.82
(193.48)	19902	Netwealth managed portfolio		286.39
	204	Changes in net market values of other assets		
105268.13	20404	Managed funds		206945.86
134372.66	20434	Managed funds	70664.65	
2860.00	301	Administration costs	1540.00	
60.00	309	Bank charges	12.50	
617.58	344	Adviser fees	2543.69	
259.00	364	Filing fees	259.00	
	550	SUPERANNUATION FUND		
204905.57	55002	Profit Earned This Year	-	
(204905.57)	55003	Distribution to Members	200869.84	
	551	STEPHEN ROBERT FLEMING		
(1340651.36)	55101	Balance at beginning of year		1042895.12
204905.57	55102	Allocated earnings		200869.84
(7149.33)	55105	Income tax expense on earnings		3416.67
100000.00	55115	Benefits paid during year	50000.00	
26116.13	680	Cash at bank	25050.78	
23105.76	681	Netwealth portfolio account	92255.55	
	789	Interest bearing securities		
-	78940	Pendal fixed interest fund	38657.67	
19979.05	78945	Perpetual pure credit alpha fund	36050.60	
19160.84	78950	Principal global credit opportunities	32989.69	
	790	Property securities		
104574.33	79010	APN property for income fund	126604.06	
91188.18	79025	Colonial property securities fund	-	
-	79060	SGH property income fund	55459.70	

From First to Last by Account
Options: Not summarised, Excluding NIL Balances
Client Code: FLE104 From 01/07/2020 To 30/06/2021

Last Year	Account	Description	Debit	Credit
24492.27	79080	Zurich property securities fund	62070.76	
	791	Small Cap domestic equities		
-	79110	Aberdeen small companies fund	53887.42	
52086.08	79160	Pengana emerging companies fund	71823.41	
47051.02	79170	Perpetual IC smaller companies fund	-	
-	79180	SGH emerging companies fund	45176.38	
	795	Lasrge Cap domestic equities		
130008.21	79502	MBA imputation fund	-	
-	79510	Bennelong aust equity fund	93466.20	
105330.51	79520	Colonial imputation fund	-	
-	79550	MBA aust share fund	151310.83	
29766.35	79560	Platypus aust equities fund	93222.78	
80754.56	79565	Perpetual industrial share fund	53066.62	
52800.00	79580	BBOZ equities strong hedge	-	
	796	International equities		
15479.40	79610	Arrowstreet global equity fund (hedged)	23043.33	
-	79630	Hyperion global growth fund	50004.41	
-	79650	Magellan high conviction fund	44869.67	
60401.17	79655	Magellan global share fund	-	
-	79660	Platinum global equities fund (unhedged)	20302.22	
30515.77	79665	Perpetual global share fund	-	
14159.16	79670	Walter Scott global equity fund (hedged)	24452.88	
55200.00	79680	BBUS equities strong hedge	-	
	797	Shares in unlisted companies		
50000.00	79701	Pit Stop Recharge Pty Ltd	-	
10726.33	904	Provision for income tax	3416.67	
	999	Jobstream Selection Account		
22.00	99901	Jobstream Selection Account	22.00	

From First to Last by Account
Options: Not summarised, Excluding NIL Balances
Client Code: FLE104 From 01/07/2020 To 30/06/2021

Last Year	Account	Description	Debit	Credit
(22.00)	99999	Clearing balance		22.00
<u>204905.57</u>		Total	<u>1523093.31</u>	<u>1523093.31</u>

NET PROFIT THIS YEAR 200869.84
NET LOSS LAST YEAR 204905.57

No. of Accounts: 55
No. of Entries: 111

Client Code: FLE104
From First to Last by Account
From 01/07/2020 To 30/06/2021

Date	Type	Gp	Ref.	Debit	Credit	Balance
197	Managed fund distributions					
19730	Netwealth managed portfolio					
LY Closing Balance						(22742.11)
30/06/2021	Jnl		3		68637.61	(68637.61)
						netwealth cash receipts & pmts for the year
Closing Balance				0.00	68637.61	(68637.61)
199	Interest received					
19901	Macquarie CMT					
LY Closing Balance						(1328.39)
30/06/2021	Jnl		1		19.82	(19.82)
						cash receipts & pmts for the year
Closing Balance				0.00	19.82	(19.82)
19902	Netwealth managed portfolio					
LY Closing Balance						(193.48)
30/06/2021	Jnl		3		86.43	(86.43)
						netwealth cash receipts & pmts for the year
30/06/2021	Jnl		3		176.33	(262.76)
						netwealth cash receipts & pmts for the year
30/06/2021	Jnl		4		23.63	(286.39)
						income reinvested during the year
Closing Balance				0.00	286.39	(286.39)
204	Changes in net market values of other assets					
20404	Managed funds					
LY Closing Balance						105268.13
30/06/2021	Jnl		6		215745.52	(215745.52)
						revaluation of investments to market value at year end
30/06/2021	Jnl		6	8799.66		(206945.86)
						revaluation of investments to market value at year end
Closing Balance				8799.66	215745.52	(206945.86)
20434	Managed funds					
LY Closing Balance						134372.66
30/06/2021	Jnl		5	70664.65		70664.65
						profit on disposal of investments during the year
Closing Balance				70664.65	0.00	70664.65

Client Code: FLE104
From First to Last by Account
From 01/07/2020 To 30/06/2021

Date	Type	Gp	Ref.	Debit	Credit	Balance
301 Administration costs						
						LY Closing Balance 2860.00
30/06/2021	Jnl		1	1540.00		1540.00
				cash receipts & pmts for the year		
				Closing Balance 1540.00	0.00	1540.00
309 Bank charges						
						LY Closing Balance 60.00
30/06/2021	Jnl		1	12.50		12.50
				cash receipts & pmts for the year		
				Closing Balance 12.50	0.00	12.50
344 Adviser fees						
						LY Closing Balance 617.58
30/06/2021	Jnl		3	2543.69		2543.69
				netwealth cash receipts & pmts for the year		
				Closing Balance 2543.69	0.00	2543.69
364 Filing fees						
						LY Closing Balance 259.00
30/06/2021	Jnl		1	259.00		259.00
				cash receipts & pmts for the year		
				Closing Balance 259.00	0.00	259.00
550 SUPERANNUATION FUND						
55001 Unallocated Benefits Brought Forward						
						Opening Balance 0.00
01/07/2020	Jnl			204905.57		204905.57
				Year end balance forward		
01/07/2020	Jnl				204905.57	0.00
				Year end balance forward		
				Closing Balance 204905.57	204905.57	0.00
55002 Profit Earned This Year						
						Opening Balance 204905.57
01/07/2020	Jnl				204905.57	0.00
				Year end balance forward : Profit distribution		
				Closing Balance 0.00	204905.57	0.00

Client Code: FLE104
From First to Last by Account
From 01/07/2020 To 30/06/2021

Date	Type Gp	Ref.	Debit	Credit	Balance
55003 Distribution to Members					
Opening Balance					(204905.57)
01/07/2020	Jnl		204905.57		0.00
Year end balance forward					
30/06/2021	Jnl	7	200869.84		200869.84
allocation of net earnings to members for the year					
Closing Balance			405775.41	0.00	200869.84
551 STEPHEN ROBERT FLEMING					
55101 Balance at beginning of year					
Opening Balance					(1340651.36)
01/07/2020	Jnl		204905.57		(1135745.79)
Year end balance forward					
01/07/2020	Jnl			7149.33	(1142895.12)
Year end balance forward					
01/07/2020	Jnl		100000.00		(1042895.12)
Year end balance forward					
Closing Balance			304905.57	7149.33	(1042895.12)
55102 Allocated earnings					
Opening Balance					204905.57
01/07/2020	Jnl			204905.57	0.00
Year end balance forward					
30/06/2021	Jnl	7		200869.84	(200869.84)
allocation of net earnings to members for the year					
Closing Balance			0.00	405775.41	(200869.84)
55105 Income tax expense on earnings					
Opening Balance					(7149.33)
01/07/2020	Jnl		7149.33		0.00
Year end balance forward					
30/06/2021	Jnl	8		3416.67	(3416.67)
tax expense for the year					
Closing Balance			7149.33	3416.67	(3416.67)
55115 Benefits paid during year					
Opening Balance					100000.00
01/07/2020	Jnl			100000.00	0.00
Year end balance forward					
30/06/2021	Jnl	2	50000.00		50000.00
in specie pension pmt for the year					
Closing Balance			50000.00	100000.00	50000.00

Client Code: FLE104
From First to Last by Account
From 01/07/2020 To 30/06/2021

Date	Type Gp	Ref.	Debit	Credit	Balance
680	Cash at bank				
Opening Balance					26116.13
30/06/2021	Jnl	1		1065.35	25050.78
					cash receipts & pmts for the year
Closing Balance			0.00	1065.35	25050.78
681	Netwealth portfolio account				
Opening Balance					23105.76
30/06/2021	Jnl	1	10000.00		33105.76
					cash receipts & pmts for the year
30/06/2021	Jnl	3	59149.79		92255.55
					netwealth cash receipts & pmts for the year
Closing Balance			69149.79	0.00	92255.55
789	Interest bearing securities				
78940	Pendal fixed interest fund				
Opening Balance					0.00
30/06/2021	Jnl	3	40000.00		40000.00
					netwealth cash receipts & pmts for the year
30/06/2021	Jnl	6		1342.33	38657.67
					revaluation of investments to market value at year end
Closing Balance			40000.00	1342.33	38657.67
78945	Perpetual pure credit alpha fund				
Opening Balance					19979.05
30/06/2021	Jnl	3	15000.00		34979.05
					netwealth cash receipts & pmts for the year
30/06/2021	Jnl	6	1071.55		36050.60
					revaluation of investments to market value at year end
Closing Balance			16071.55	0.00	36050.60
78950	Principal global credit opportunities				
Opening Balance					19160.84
30/06/2021	Jnl	3	15000.00		34160.84
					netwealth cash receipts & pmts for the year
30/06/2021	Jnl	6		1171.15	32989.69
					revaluation of investments to market value at year end
Closing Balance			15000.00	1171.15	32989.69
790	Property securities				

Client Code: FLE104
From First to Last by Account
From 01/07/2020 To 30/06/2021

Date	Type	Gp	Ref.	Debit	Credit	Balance
79010	APN property for income fund					
	Opening Balance					104574.33
30/06/2021	Jnl		6	22029.73		126604.06
	revaluation of investments to market value at year end					
	Closing Balance					126604.06
						22029.73
						0.00
79025	Colonial property securities fund					
	Opening Balance					91188.18
30/06/2021	Jnl		3		97252.79	(6064.61)
	netwealth cash receipts & pmts for the year					
30/06/2021	Jnl		5		14178.79	(20243.40)
	profit on disposal of investments during the year					
30/06/2021	Jnl		6	20243.40		0.00
	revaluation of investments to market value at year end					
	Closing Balance					0.00
						20243.40
						111431.58
79060	SGH property income fund					
	Opening Balance					0.00
30/06/2021	Jnl		3	20000.00		20000.00
	netwealth cash receipts & pmts for the year					
30/06/2021	Jnl		3	30000.00		50000.00
	netwealth cash receipts & pmts for the year					
30/06/2021	Jnl		6	5459.70		55459.70
	revaluation of investments to market value at year end					
	Closing Balance					55459.70
						0.00
79080	Zurich property securities fund					
	Opening Balance					24492.27
30/06/2021	Jnl		3	25000.00		49492.27
	netwealth cash receipts & pmts for the year					
30/06/2021	Jnl		6	12578.49		62070.76
	revaluation of investments to market value at year end					
	Closing Balance					62070.76
						37578.49
						0.00
791	Small Cap domestic equities					

Client Code: FLE104
From First to Last by Account
From 01/07/2020 To 30/06/2021

Date	Type	Gp	Ref.	Debit	Credit	Balance	
79110 Aberdeen small companies fund							
	Opening Balance						0.00
30/06/2021	Jnl		3	30000.00		30000.00	
	netwealth cash receipts & pmts for the year						
30/06/2021	Jnl		3	20000.00		50000.00	
	netwealth cash receipts & pmts for the year						
30/06/2021	Jnl		6	3887.42		53887.42	
	revaluation of investments to market value at year end						
	Closing Balance			53887.42	0.00	53887.42	
79160 Pengana emerging companies fund							
	Opening Balance						52086.08
30/06/2021	Jnl		6	19737.33		71823.41	
	revaluation of investments to market value at year end						
	Closing Balance			19737.33	0.00	71823.41	
79170 Perpetual IC smaller companies fund							
	Opening Balance						47051.02
30/06/2021	Jnl		3		49416.47	(2365.45)	
	netwealth cash receipts & pmts for the year						
30/06/2021	Jnl		5		9224.62	(11590.07)	
	profit on disposal of investments during the year						
30/06/2021	Jnl		6	11590.07		0.00	
	revaluation of investments to market value at year end						
	Closing Balance			11590.07	58641.09	0.00	
79180 SGH emerging companies fund							
	Opening Balance						0.00
30/06/2021	Jnl		3	40000.00		40000.00	
	netwealth cash receipts & pmts for the year						
30/06/2021	Jnl		6	5176.38		45176.38	
	revaluation of investments to market value at year end						
	Closing Balance			45176.38	0.00	45176.38	
795 Lasrge Cap domestic equities							

Client Code: FLE104
From First to Last by Account
From 01/07/2020 To 30/06/2021

Date	Type Gp	Ref.	Debit	Credit	Balance
79502	MBA imputation fund				
Opening Balance					130008.21
30/06/2021	Jnl	3		141306.81	(11298.60)
					netwealth cash receipts & pmts for the year
30/06/2021	Jnl	3		3.90	(11302.50)
					netwealth cash receipts & pmts for the year
30/06/2021	Jnl	3		3.89	(11306.39)
					netwealth cash receipts & pmts for the year
30/06/2021	Jnl	5		23191.73	(34498.12)
					profit on disposal of investments during the year
30/06/2021	Jnl	4	23.63		(34474.49)
					income reinvested during the year
30/06/2021	Jnl	6	34474.49		0.00
					revaluation of investments to market value at year end
Closing Balance			34498.12	164506.33	0.00
79510	Bennelong aust equity fund				
Opening Balance					0.00
30/06/2021	Jnl	3	30000.00		30000.00
					netwealth cash receipts & pmts for the year
30/06/2021	Jnl	3	15000.00		45000.00
					netwealth cash receipts & pmts for the year
30/06/2021	Jnl	3	40000.00		85000.00
					netwealth cash receipts & pmts for the year
30/06/2021	Jnl	6	8466.20		93466.20
					revaluation of investments to market value at year end
Closing Balance			93466.20	0.00	93466.20
79520	Colonial imputation fund				
Opening Balance					105330.51
30/06/2021	Jnl	3		55000.00	50330.51
					netwealth cash receipts & pmts for the year
30/06/2021	Jnl	3		35000.00	15330.51
					netwealth cash receipts & pmts for the year
30/06/2021	Jnl	3		32429.62	(17099.11)
					netwealth cash receipts & pmts for the year
30/06/2021	Jnl	5	23647.41		6548.30
					profit on disposal of investments during the year
30/06/2021	Jnl	6		6548.30	0.00
					revaluation of investments to market value at year end

Client Code: FLE104
From First to Last by Account
From 01/07/2020 To 30/06/2021

Date	Type Gp	Ref.	Debit	Credit	Balance
79520	Colonial imputation fund : Continued				
Closing Balance			23647.41	128977.92	0.00
79550	MBA aust share fund				
Opening Balance					0.00
30/06/2021	Jnl	3	140000.00		140000.00
	netwealth cash receipts & pmts for the year				
30/06/2021	Jnl	6	11310.83		151310.83
	revaluation of investments to market value at year end				
Closing Balance			151310.83	0.00	151310.83
79560	Platypus aust equities fund				
Opening Balance					29766.35
30/06/2021	Jnl	3	15000.00		44766.35
	netwealth cash receipts & pmts for the year				
30/06/2021	Jnl	3	40000.00		84766.35
	netwealth cash receipts & pmts for the year				
30/06/2021	Jnl	6	8456.43		93222.78
	revaluation of investments to market value at year end				
Closing Balance			63456.43	0.00	93222.78
79565	Perpetual industrial share fund				
Opening Balance					80754.56
30/06/2021	Jnl	3		50000.00	30754.56
	netwealth cash receipts & pmts for the year				
30/06/2021	Jnl	5	2640.17		33394.73
	profit on disposal of investments during the year				
30/06/2021	Jnl	6	19671.89		53066.62
	revaluation of investments to market value at year end				
Closing Balance			22312.06	50000.00	53066.62
79580	BBOZ equities strong hedge				
Opening Balance					52800.00
30/06/2021	Jnl	3		26560.00	26240.00
	netwealth cash receipts & pmts for the year				
30/06/2021	Jnl	3	33.20		26273.20
	netwealth cash receipts & pmts for the year				
30/06/2021	Jnl	3		11960.00	14313.20
	netwealth cash receipts & pmts for the year				
30/06/2021	Jnl	3	18.50		14331.70

Client Code: FLE104
From First to Last by Account
From 01/07/2020 To 30/06/2021

Date	Type Gp	Ref.	Debit	Credit	Balance
79580	BBOZ equities strong hedge : Continued				
	netwealth cash receipts & pmts for the year				
30/06/2021	Jnl	5		27373.90	(13042.20)
	profit on disposal of investments during the year				
30/06/2021	Jnl	6	13042.20		0.00
	revaluation of investments to market value at year end				
Closing Balance			13093.90	65893.90	0.00
796	International equities				
79610	Arrowstreet global equity fund (hedged)				
Opening Balance					15479.40
30/06/2021	Jnl	3	7000.00		22479.40
	netwealth cash receipts & pmts for the year				
30/06/2021	Jnl	6	563.93		23043.33
	revaluation of investments to market value at year end				
Closing Balance			7563.93	0.00	23043.33
79630	Hyperion global growth fund				
Opening Balance					0.00
30/06/2021	Jnl	3	25000.00		25000.00
	netwealth cash receipts & pmts for the year				
30/06/2021	Jnl	3	5000.00		30000.00
	netwealth cash receipts & pmts for the year				
30/06/2021	Jnl	3	12000.00		42000.00
	netwealth cash receipts & pmts for the year				
30/06/2021	Jnl	6	8004.41		50004.41
	revaluation of investments to market value at year end				
Closing Balance			50004.41	0.00	50004.41
79650	Magellan high conviction fund				
Opening Balance					0.00
30/06/2021	Jnl	3	25000.00		25000.00
	netwealth cash receipts & pmts for the year				
30/06/2021	Jnl	3	5000.00		30000.00
	netwealth cash receipts & pmts for the year				
30/06/2021	Jnl	3	12000.00		42000.00
	netwealth cash receipts & pmts for the year				
30/06/2021	Jnl	6	2869.67		44869.67
	revaluation of investments to market value at year end				

Client Code: FLE104
From First to Last by Account
From 01/07/2020 To 30/06/2021

Date	Type	Gp	Ref.	Debit	Credit	Balance
79650	Magellan high conviction fund : Continued					
Closing Balance				44869.67	0.00	44869.67
79655	Magellan global share fund					
Opening Balance						60401.17
30/06/2021	Jnl		3		63715.33	(3314.16)
				netwealth cash receipts & pmts for the year		
30/06/2021	Jnl		5	4589.03		1274.87
				profit on disposal of investments during the year		
30/06/2021	Jnl		6		1274.87	0.00
				revaluation of investments to market value at year end		
Closing Balance				4589.03	64990.20	0.00
79660	Platinum global equities fund (unhedged)					
Opening Balance						0.00
30/06/2021	Jnl		3	22000.00		22000.00
				netwealth cash receipts & pmts for the year		
30/06/2021	Jnl		6		1697.78	20302.22
				revaluation of investments to market value at year end		
Closing Balance				22000.00	1697.78	20302.22
79665	Perpetual global share fund					
Opening Balance						30515.77
30/06/2021	Jnl		3		31737.88	(1222.11)
				netwealth cash receipts & pmts for the year		
30/06/2021	Jnl		5	2198.60		976.49
				profit on disposal of investments during the year		
30/06/2021	Jnl		6		976.49	0.00
				revaluation of investments to market value at year end		
Closing Balance				2198.60	32714.37	0.00
79670	Walter Scott global equity fund (hedged)					
Opening Balance						14159.16
30/06/2021	Jnl		3	7000.00		21159.16
				netwealth cash receipts & pmts for the year		
30/06/2021	Jnl		6	3293.72		24452.88
				revaluation of investments to market value at year end		
Closing Balance				10293.72	0.00	24452.88

Client Code: FLE104
From First to Last by Account
From 01/07/2020 To 30/06/2021

Date	Type	Gp	Ref.	Debit	Credit	Balance	
79680 BBUS equities strong hedge							
	Opening Balance					55200.00	
30/06/2021	Jnl		3		17550.00	37650.00	
	netwealth cash receipts & pmts for the year						
30/06/2021	Jnl		3	21.94		37671.94	
	netwealth cash receipts & pmts for the year						
30/06/2021	Jnl		3		15950.00	21721.94	
	netwealth cash receipts & pmts for the year						
30/06/2021	Jnl		3	19.94		21741.88	
	netwealth cash receipts & pmts for the year						
30/06/2021	Jnl		5		29770.82	(8028.94)	
	profit on disposal of investments during the year						
30/06/2021	Jnl		6	8028.94		0.00	
	revaluation of investments to market value at year end						
	Closing Balance				8070.82	63270.82	0.00
797 Shares in unlisted companies							
79701 Pit Stop Recharge Pty Ltd							
	Opening Balance					50000.00	
30/06/2021	Jnl		2		50000.00	0.00	
	in specie pension pmt for the year						
	Closing Balance				0.00	50000.00	0.00
904 Provision for income tax							
	Opening Balance					10726.33	
30/06/2021	Jnl		1		10726.33	0.00	
	cash receipts & pmts for the year						
30/06/2021	Jnl		8	3416.67		3416.67	
	tax expense for the year						
	Closing Balance				3416.67	10726.33	3416.67
999 Jobstream Selection Account							
99901 Jobstream Selection Account							
	Opening Balance					22.00	
	Closing Balance				0.00	0.00	22.00
99999 Clearing balance							
	Opening Balance					(22.00)	
	Closing Balance				0.00	0.00	(22.00)

Client Code: FLE104
From First to Last by Account
From 01/07/2020 To 30/06/2021

Date	Type Gp	Ref.	Debit	Credit	Balance
	Debits			2017271.04	
	Credits			2017271.04	
	No. of Accounts			48.00	
	No. of Entries			111.00	

Client Code: FLE104

Date	Type	Grp	Ref	Account	Description	Amount	Bal2	Narration
01/07/2020	Jnl			55002	Profit Earned This Year	(204905.57)	-	Year end balance forward : Profit distribution
01/07/2020	Jnl			55001	Unallocated Benefits Brought Forward	204905.57	-	Year end balance forward
01/07/2020	Jnl			55003	Distribution to Members	204905.57	-	Year end balance forward
01/07/2020	Jnl			55001	Unallocated Benefits Brought Forward	(204905.57)	-	Year end balance forward
01/07/2020	Jnl			55102	Allocated earnings	(204905.57)	-	Year end balance forward
01/07/2020	Jnl			55101	Balance at beginning of year	204905.57	-	Year end balance forward
01/07/2020	Jnl			55105	Income tax expense on earnings	7149.33	-	Year end balance forward
01/07/2020	Jnl			55101	Balance at beginning of year	(7149.33)	-	Year end balance forward
01/07/2020	Jnl			55115	Benefits paid during year	(100000.00)	-	Year end balance forward
01/07/2020	Jnl			55101	Balance at beginning of year	100000.00	-	Year end balance forward
30/06/2021	Jnl		1	680	Cash at bank	(1065.35)	-	Year end balance forward
30/06/2021	Jnl		1	19901	Macquarie CMT	(19.82)	-	Year end balance forward
30/06/2021	Jnl		1	904	Provision for income tax	(10726.33)	-	Year end balance forward
30/06/2021	Jnl		1	364	Filing fees	259.00	-	Year end balance forward
30/06/2021	Jnl		1	301	Administration costs	1540.00	-	Year end balance forward
30/06/2021	Jnl		1	681	Netwealth portfolio account	10000.00	-	Year end balance forward
30/06/2021	Jnl		1	309	Bank charges	12.50	-	Year end balance forward
30/06/2021	Jnl		2	55115	Benefits paid during year	50000.00	-	Year end balance forward
30/06/2021	Jnl		2	79701	Pit Stop Recharge Pty Ltd	(50000.00)	-	Year end balance forward
30/06/2021	Jnl		3	681	Netwealth portfolio		-	Year end balance forward

Client Code: FLE104

Date	Type	Grp	Ref	Account	Description	Amount	Bal2	Narration
30/06/2021	Jnl	3	3	79025	account	59149.79	-	netwealth cash receipts & pmts for the year
30/06/2021	Jnl	3	3	79665	Colonial property securities fund	(97252.79)	-	netwealth cash receipts & pmts for the year
30/06/2021	Jnl	3	3	79170	Perpetual global share fund	(31737.88)	-	netwealth cash receipts & pmts for the year
30/06/2021	Jnl	3	3	79655	Perpetual IC smaller companies fund	(49416.47)	-	netwealth cash receipts & pmts for the year
30/06/2021	Jnl	3	3	79510	Magellan global share fund	(63715.33)	-	netwealth cash receipts & pmts for the year
30/06/2021	Jnl	3	3	79110	Bennelong aust equity fund	30000.00	-	netwealth cash receipts & pmts for the year
30/06/2021	Jnl	3	3	79060	Aberdeen small companies fund	20000.00	-	netwealth cash receipts & pmts for the year
30/06/2021	Jnl	3	3	78945	SGH property income fund	15000.00	-	netwealth cash receipts & pmts for the year
30/06/2021	Jnl	3	3	78950	Perpetual pure credit alpha fund	15000.00	-	netwealth cash receipts & pmts for the year
30/06/2021	Jnl	3	3	78940	Principal global credit opportunities	40000.00	-	netwealth cash receipts & pmts for the year
30/06/2021	Jnl	3	3	79080	Pendal fixed interest fund	25000.00	-	netwealth cash receipts & pmts for the year
30/06/2021	Jnl	3	3	79610	Zurich property securities fund	7000.00	-	netwealth cash receipts & pmts for the year
30/06/2021	Jnl	3	3	79670	Arrowstreet global equity fund (hedged)	7000.00	-	netwealth cash receipts & pmts for the year
30/06/2021	Jnl	3	3	79110	Walter Scott global equity fund (hedged)	20000.00	-	netwealth cash receipts & pmts for the year
30/06/2021	Jnl	3	3	79110	Aberdeen small companies fund		-	netwealth cash receipts & pmts for the year

Client Code: FLE104

Date	Type	Grp	Ref	Account	Description	Amount	Bal2	Narration
30/06/2021	Jnl		3	79650	Magellan high conviction fund	25000.00	-	for the year netwealth cash receipts & pmts for the year
30/06/2021	Jnl		3	79630	Hyperion global growth fund	25000.00	-	netwealth cash receipts & pmts for the year
30/06/2021	Jnl		3	79502	MBA imputation fund	(141306.81)	-	netwealth cash receipts & pmts for the year
30/06/2021	Jnl		3	79580	BBOZ equities strong hedge	(26560.00)	-	netwealth cash receipts & pmts for the year
30/06/2021	Jnl		3	79680	BBUS equities strong hedge	(17550.00)	-	netwealth cash receipts & pmts for the year
30/06/2021	Jnl		3	79060	SGH property income fund	30000.00	-	netwealth cash receipts & pmts for the year
30/06/2021	Jnl		3	79520	Colonial imputation fund	(55000.00)	-	netwealth cash receipts & pmts for the year
30/06/2021	Jnl		3	79650	Magellan high conviction fund	5000.00	-	netwealth cash receipts & pmts for the year
30/06/2021	Jnl		3	79630	Hyperion global growth fund	5000.00	-	netwealth cash receipts & pmts for the year
30/06/2021	Jnl		3	79580	BBOZ equities strong hedge	33.20	-	netwealth cash receipts & pmts for the year
30/06/2021	Jnl		3	79680	BBUS equities strong hedge	21.94	-	netwealth cash receipts & pmts for the year
30/06/2021	Jnl		3	79550	MBA aust share fund	140000.00	-	netwealth cash receipts & pmts for the year
30/06/2021	Jnl		3	79560	Platypus aust equities fund	15000.00	-	netwealth cash receipts & pmts for the year
30/06/2021	Jnl		3	79510	Benelong aust equity fund	15000.00	-	netwealth cash receipts & pmts for the year
30/06/2021	Jnl		3	79180	SGH emerging companies fund	40000.00	-	netwealth cash receipts & pmts for the year

Client Code: FLE104

Date	Type	Grp	Ref	Account	Description	Amount	Bal2	Narration
30/06/2021	Jnl	3	3	79580	BBOZ equities strong hedge	(11960.00)	-	for the year
30/06/2021	Jnl	3	3	79680	BBUS equities strong hedge	(15950.00)	-	netwealth cash receipts & pmts for the year
30/06/2021	Jnl	3	3	79580	BBOZ equities strong hedge	18.50	-	netwealth cash receipts & pmts for the year
30/06/2021	Jnl	3	3	79680	BBUS equities strong hedge	19.94	-	netwealth cash receipts & pmts for the year
30/06/2021	Jnl	3	3	79502	MBA imputation fund	(3.90)	-	netwealth cash receipts & pmts for the year
30/06/2021	Jnl	3	3	79502	MBA imputation fund	(3.89)	-	netwealth cash receipts & pmts for the year
30/06/2021	Jnl	3	3	79520	Colonial imputation fund	(35000.00)	-	netwealth cash receipts & pmts for the year
30/06/2021	Jnl	3	3	79650	Magellan high conviction fund	12000.00	-	netwealth cash receipts & pmts for the year
30/06/2021	Jnl	3	3	79630	Hyperion global growth fund	12000.00	-	netwealth cash receipts & pmts for the year
30/06/2021	Jnl	3	3	79660	Platinum global equities fund (unhedged)	22000.00	-	netwealth cash receipts & pmts for the year
30/06/2021	Jnl	3	3	79520	Colonial imputation fund	(32429.62)	-	netwealth cash receipts & pmts for the year
30/06/2021	Jnl	3	3	79565	Perpetual industrial share fund	(50000.00)	-	netwealth cash receipts & pmts for the year
30/06/2021	Jnl	3	3	79560	Platypus aust equities fund	40000.00	-	netwealth cash receipts & pmts for the year
30/06/2021	Jnl	3	3	79510	Benelong aust equity fund	40000.00	-	netwealth cash receipts & pmts for the year
30/06/2021	Jnl	3	3	19730	Netwealth managed			

Client Code: FLE104

Date	Type	Grp	Ref	Account	Description	Amount	Bal2	Narration
30/06/2021	Jnl	3	3	19902	portfolio	(68637.61)	-	netwealth cash receipts & pmts for the year
30/06/2021	Jnl	3	3	19902	Netwealth managed portfolio	(86.43)	-	netwealth cash receipts & pmts for the year
30/06/2021	Jnl	3	3	344	Adviser fees	(176.33)	-	netwealth cash receipts & pmts for the year
30/06/2021	Jnl	5	5	79580	BBOZ equities strong hedge	2543.69	-	netwealth cash receipts & pmts for the year
30/06/2021	Jnl	5	5	79680	BBUS equities strong hedge	(27373.90)	-	profit on disposal of investments during the year
30/06/2021	Jnl	5	5	79520	Colonial imputation fund	(29770.82)	-	profit on disposal of investments during the year
30/06/2021	Jnl	5	5	79025	Colonial property securities fund	23647.41	-	profit on disposal of investments during the year
30/06/2021	Jnl	5	5	79502	MBA imputation fund	(14178.79)	-	profit on disposal of investments during the year
30/06/2021	Jnl	5	5	79655	Magellan global share fund	(23191.73)	-	profit on disposal of investments during the year
30/06/2021	Jnl	5	5	79170	Perpetual IC smaller companies fund	4589.03	-	profit on disposal of investments during the year
30/06/2021	Jnl	5	5	79665	Perpetual global share fund	(9224.62)	-	profit on disposal of investments during the year
30/06/2021	Jnl	5	5	79565	Perpetual industrial share fund	2198.60	-	profit on disposal of investments during the year
30/06/2021	Jnl	5	5	20434	Managed funds	2640.17	-	profit on disposal of investments during the year
30/06/2021	Jnl	4	4	79502	MBA imputation fund	70664.65	-	profit on disposal of investments during the year
30/06/2021	Jnl	4	4	19902	Netwealth managed portfolio	23.63	-	income reinvested during the year
30/06/2021	Jnl	4	4	19902	Netwealth managed portfolio	(23.63)	-	income reinvested during the year

Client Code: FLE104

Date	Type	Grp	Ref	Account	Description	Amount	Bal2	Narration
30/06/2021	Jnl		6	79110	Aberdeen small companies fund	3887.42	-	revaluation of investments to market value at year end
30/06/2021	Jnl		6	79010	APN property for income fund	22029.73	-	revaluation of investments to market value at year end
30/06/2021	Jnl		6	79610	Arrowsstreet global equity fund (hedged)	563.93	-	revaluation of investments to market value at year end
30/06/2021	Jnl		6	79510	Benne/long aust equity fund	8466.20	-	revaluation of investments to market value at year end
30/06/2021	Jnl		6	79630	Hyperion global growth fund	8004.41	-	revaluation of investments to market value at year end
30/06/2021	Jnl		6	79650	Magellan high conviction fund	2869.67	-	revaluation of investments to market value at year end
30/06/2021	Jnl		6	79550	MBA aust share fund	11310.83	-	revaluation of investments to market value at year end
30/06/2021	Jnl		6	78940	Pendal fixed interest fund	(1342.33)	-	revaluation of investments to market value at year end
30/06/2021	Jnl		6	79160	Pengana emerging companies fund	19737.33	-	revaluation of investments to market value at year end
30/06/2021	Jnl		6	78945	Perpetual pure credit alpha fund	1071.55	-	revaluation of investments to market value at year end
30/06/2021	Jnl		6	79565	Perpetual industrial share fund	19671.89	-	revaluation of investments to market value at year end
30/06/2021	Jnl		6	79660	Platinum global equities fund (unhedged)	(1697.78)	-	revaluation of investments to market value at year end
30/06/2021	Jnl		6	79560	Platypus aust equities fund	8456.43	-	revaluation of investments to market value at year end
30/06/2021	Jnl		6	78950	Principal global credit opportunities	(1171.15)	-	revaluation of investments to market value at year end
30/06/2021	Jnl		6	79180	SGH emerging		-	

Client Code: FLE104

Date	Type	Grp	Ref	Account	Description	Amount	Bal2	Narration
30/06/2021	Jnl	6	6	79060	companies fund	5176.38	-	revaluation of investments to market value at year end
30/06/2021	Jnl	6	6	79670	SGH property income fund	5459.70	-	revaluation of investments to market value at year end
30/06/2021	Jnl	6	6	79080	Walter Scott global equity fund (hedged)	3293.72	-	revaluation of investments to market value at year end
30/06/2021	Jnl	6	6	79025	Zurich property securities fund	12578.49	-	revaluation of investments to market value at year end
30/06/2021	Jnl	6	6	79170	Colonial property securities fund	20243.40	-	revaluation of investments to market value at year end
30/06/2021	Jnl	6	6	79502	Perpetual IC smaller companies fund	11590.07	-	revaluation of investments to market value at year end
30/06/2021	Jnl	6	6	79580	MBA imputation fund	34474.49	-	revaluation of investments to market value at year end
30/06/2021	Jnl	6	6	79680	BBOZ equities strong hedge	13042.20	-	revaluation of investments to market value at year end
30/06/2021	Jnl	6	6	20404	BBUS equities strong hedge	8028.94	-	revaluation of investments to market value at year end
30/06/2021	Jnl	6	6	79520	Managed funds	(215745.52)	-	revaluation of investments to market value at year end
30/06/2021	Jnl	6	6	79655	Colonial imputation fund	(6548.30)	-	revaluation of investments to market value at year end
30/06/2021	Jnl	6	6	79665	Magellan global share fund	(1274.87)	-	revaluation of investments to market value at year end
30/06/2021	Jnl	6	6	20404	Perpetual global share fund	(976.49)	-	revaluation of investments to market value at year end
30/06/2021	Jnl	7	7	55003	Managed funds	8799.66	-	revaluation of investments to market value at year end
30/06/2021	Jnl	7	7	55102	Distribution to Members	200869.84	-	allocation of net earnings to members for the year
30/06/2021	Jnl	7	7	55102	Allocated earnings	(200869.84)	-	allocation of net earnings to members for the year

Client Code: FLE104

Date	Type	Grp	Ref	Account	Description	Amount	Bal2	Narration
30/06/2021	Jnl	8	8	904	Provision for income tax	3416.67	-	tax expense for the year
30/06/2021	Jnl	8	8	55105	Income tax expense on earnings	(3416.67)	-	tax expense for the year
					Debits:	2017271.04		
					Credits:	(2017271.04)		
					Total:	-		
					No. Trans:	111		

FLEMING SUPERANNUATION FUND
MEMBERS ACCOUNTS
AS AT 30 JUNE 2021

MEMBER	STEPHEN FLEMING	MEMBER NAME	INVESTMENT FLUCTUATION RESERVE	TOTAL
OPENING BALANCE	1,042,895.10	0.00	0.00	1,042,895.10
EMPLOYER CONTRIBUTIONS	0.00	0.00	0.00	0.00
MEMBER CONTRIBUTIONS	0.00	0.00	0.00	0.00
TAX APPLICABLE TO CONTRIBUTIONS	0.00	0.00	0.00	0.00
SURCHARGE ON CONTRIBUTIONS	0.00	0.00	0.00	0.00
BENEFITS TRANSFERRED IN	0.00	0.00	0.00	0.00
SHARE OF PROFIT	200,869.84	0.00	0.00	200,869.84
TAX APPLICABLE TO PROFIT	3,416.67	0.00	0.00	3,416.67
LIFE INSURANCE PREMIUMS	0.00	0.00	0.00	0.00
BENEFITS PAID OUT	-50,000.00	0.00	0.00	-50,000.00
TOTAL MEMBERS ACCOUNT	1,197,181.61	0.00	0.00	1,197,181.61
REPRESENTED BY				
TAX FREE COMPONENT				
CONTRIBUTIONS SEGMENT	181,935.19	0.00	0.00	181,935.19
CRYSTALLISED SEGMENT	318,938.94	0.00	0.00	318,938.94
TAXABLE COMPONENT				
TAXED ELEMENT	696,307.48	0.00	0.00	696,307.48
UNTAXED ELEMENT (INSURANCE COMPONENT)	0.00	0.00	0.00	0.00
TOTAL MEMBERS BENEFIT	1,197,181.61	0.00	0.00	1,197,181.61
ELIGIBLE SERVICE PERIOD				
DATE OF BIRTH	04/09/1951	10/11/1966		
AGE - 30 JUNE 2021	69	51		
PERIOD START DATE	01/05/1992	01/08/1991		
PRE JUNE 1983 DAYS	0	0		
POST JUNE 1983 DAYS	10,652	7,639		
TOTAL SERVICE DAYS - 30/06/21	10,652	7,639		
MEMBERS RBL LIMIT - LUMP SUM	648,946.00	648,946.00		
EXCESS BENEFITS	229,296.67	0.00		
MEMBERS RBL LIMIT - PENSION	1,297,886.00	1,297,886.00		
EXCESS BENEFITS	0.00	0.00		

KEY NOTES & FORMULAS

CONTRIBUTIONS SEGMENT			
OPENING BALANCE - 01/07/2020		191,097.04	0.00
EXTERNAL FUND TRANSFERS		0.00	0.00
MEMBERS CONTRIBUTIONS		0.00	0.00
LESS: BENEFITS PAID/ TRANSFERS OUT		-9,161.85	0.00
		181,935.19	0.00
CRYSTALLISED SEGMENT			
UNDEDUCTED CONTRIBUTIONS - PRE 1/7/07		335,000.00	0.00
PRE JULY 1983 COMPONENT - PRE 1/7/07		0.00	0.00
EXTERNAL FUND TRANSFERS		0.00	0.00
CGT EXEMPT COMPONENT		0.00	0.00
CONCESSIONAL COMPONENT		0.00	0.00
POST JUNE 1994 INVALIDITY COMPONENT		0.00	0.00
LESS: BENEFITS PAID/ TRANSFERS OUT		-16,061.06	0.00
		318,938.94	0.00
TAXABLE COMPONENT (TAXED ELEMENT)			
MEMBERS ACCOUNT BALANCE - 30/06/21		1,197,181.61	0.00
LESS: CONTRIBUTIONS SEGMENT		-181,935.19	0.00
LESS: CRYSTALLISED SEGMENT		-318,938.94	0.00
		696,307.48	0.00
NOTES			

The following link should be used to verify the calculation of the crystallised segment as at 30 June 2007
<http://calculators.at0.gov.au/scripts/axos/axos.asp?CONTEXT=&KBS=SCC.xr4&go=ok>

**FLEMING SUPERANNUATION FUND
MEMBERS ACCOUNTS
AS AT 30 JUNE 2021**

EARNINGS RATE	2021	2020	2019	2018	2017	2016	2015	2014
OPENING BALANCE OF FUND	1,042,895.10	1,340,651.34	1,385,083.93	1,186,111.90	1,140,295.51	1,102,799.38	1,019,748.95	892,275.49
NET FUND EARNINGS								
EARNINGS FOR YEAR	200,869.84	-204,905.57	-51,085.91	212,602.10	43,788.44	34,828.79	51,321.25	76,713.37
TAX APPLICABLE TO EARNINGS	3,416.67	7,149.33	6,653.32	-13,630.07	2,027.95	2,667.34	3,729.18	6,260.09
NET FUND EARNINGS	204,286.51	-197,756.24	-44,432.59	198,972.03	45,816.39	37,496.13	55,050.43	82,973.46
AVERAGE EARNING RATE	19.59%	-14.75%	-3.21%	16.78%	4.02%	3.40%	5.40%	9.30%

AVERAGE 5 YEAR RATE 4.48% 1.25% 5.28% 7.78% 6.40% 5.48% 6.25% 6.74%

FLEMING SUPERANNUATION FUND
 INCOME TAX EXPENSE CALCULATION WORKSHEET
 FOR THE YEAR ENDED 30 JUNE 2021

DESCRIPTION	INCOME TAX EXPENSE	PROVISION FOR TAX	FUTURE INCOME TAX BENEFIT		PROVISION FOR DEFERRED TAX				
			OPENING BALANCE	MOVEMENT	CLOSING BALANCE	OPENING BALANCE	MOVEMENT	CLOSING BALANCE	
ACCRUED BENEFITS FROM OPERATIONS	200,870.00	-200,870.00							
PERMANENT DIFFERENCES									
PENALTIES & FINES	0.00	0.00							
IMPUTATION CREDITS	3,417.00	-3,417.00							
FOREIGN TAX CREDITS	269.00	-269.00							
WITHHOLDING TAX	0.00	0.00							
NON ASSESSABLE PORTION OF TRUST DISTRIBUTIONS	0.00	0.00							
NON ASSESSABLE TRUST									
CAPITAL GAINS	-47,984.00	47,984.00							
NON ASSESSABLE PORTION OF REALISED CAPITAL GAINS	64,974.00	-64,974.00							
NON ASSESSABLE PORTION OF UNREALISED CAPITAL GAINS	0.00	0.00							
EXEMPT PENSION INCOME	-12,517.00	12,517.00							
1/3 DISCOUNT ON UNREALISED CAPITAL GAINS	-69,676.00	69,676.00							
TIMING DIFFERENCES									
TAX DEFERRED TRUST DISTRIBUTIONS		2,083.00							
UNREALISED CAPITAL GAINS		206,946.00					87,943.00	-139,353.00	-51,409.99
CAPITAL LOSSES									
OPENING BALANCE		0.00					0.00	0.00	0.00
CLOSING BALANCE									
less PERMANENT DIFFERENCE DISC ON UNREALISED CAP GAINS		-69,676.00							
TOTAL ASSESSABLE INCOME	139,353.00	0.00	0.00	0.00	0.00	0.00	87,943.00	-139,353.00	-51,409.99
TAX PAYABLE AT 15%	20,902.95	0.00	0.00	0.00	0.00	0.00	13,191.45	-20,902.95	-7,711.50
IMPUTATION CREDITS	-3,416.67	3,416.67							
FOREIGN TAX CREDITS	0.00	0.00							
TFN TAX	0.00	0.00							
TOTAL TAX PAYABLE	17,486.28	3,416.67	0.00	0.00	0.00	0.00	13,191.45	-20,902.95	-7,711.50

MANAGED FUND TAX ADJUSTMENTS	IMPUTATION CREDITS	FOREIGN TAX CREDITS	TAX FREE INCOME	TAX DEF INCOME	DISCOUNT CAP GAINS	TFN TAX
B/FWD PREVIOUS YEAR	0.00	0.00	0.00	0.00	0.00	0.00
ADVANCE MANAGED FUNDS - NO 1	0.00	0.00	0.00	0.00	0.00	0.00
MBA MANAGED FUNDS	0.00	0.00	0.00	0.00	0.00	0.00
APN MANAGED FUNDS	0.00	0.00	0.00	0.00	0.00	0.00
NETWEALTH MANAGED PORTFOLIO	3,416.67	269.17	0.00	7,773.92	47,983.94	0.00
COLONIAL MANAGED FUNDS - NO 1	0.00	0.00	0.00	0.00	0.00	0.00
COLONIAL MANAGED FUNDS - NO 2	0.00	0.00	0.00	0.00	0.00	0.00
HOTELS INVESTMENT TRUST NO 1	0.00	0.00	0.00	0.00	0.00	0.00
ING MANAGED FUNDS	0.00	0.00	0.00	0.00	0.00	0.00
MERRILL LYNCH MANAGED FUNDS	0.00	0.00	0.00	0.00	0.00	0.00
PERPETUAL MANAGED FUNDS	0.00	0.00	0.00	0.00	0.00	0.00
C/FWD END OF YEAR	0.00	0.00	0.00	0.00	0.00	0.00
TOTALS	3,416.67	269.17	0.00	7,773.92	47,983.94	0.00



Australian Government

Australian Taxation Office

Agent STIRLING WARTON TAYLOR PTY
LIMITED

Client FLEMING SUPERANNUATION
FUND

ABN 44 839 887 748

TFN 834 629 542

Income tax 551

Date generated	17/09/2021
Overdue	\$0.00
Not yet due	\$0.00
Balance	\$0.00

Transactions

2 results found - from **01 July 2020** to **17 September 2021** sorted by **processed date** ordered **newest to oldest**

Processed date	Effective date	Description	Debit (DR)	Credit (CR)	Balance
26 Feb 2021	3 Mar 2021	EFT refund for Income Tax for the period from 01 Jul 19 to 30 Jun 20	\$10,467.33		\$0.00
26 Feb 2021	26 Feb 2021	Tax return Self Man Superfund - Income Tax for the period from 01 Jul 19 to 30 Jun 20		\$10,467.33	\$10,467.33 CR



Australian Government

Australian Taxation Office

Agent STIRLING WARTON TAYLOR PTY
LIMITED**Client** FLEMING SUPERANNUATION
FUND**ABN** 44 839 887 748**TFN** 834 629 542

Activity statement 001

Date generated	17/09/2021
Overdue	\$0.00
Not yet due	\$0.00
Balance	\$0.00

Transactions

0 results found - from **01 July 2020** to **17 September 2021** sorted by **processed date** ordered **newest to oldest**



Macquarie Cash Management Account

MACQUARIE BANK LIMITED
ABN 46 008 583 542 AFSL 237502

enquiries 1800 806 310
transact@macquarie.com
www.macquarie.com.au

GPO Box 2520
Sydney, NSW 2001



POMERAY PTY LTD
GPO BOX 7019
SYDNEY NSW 2001

1 Shelley Street
Sydney, NSW 2000

account balance **\$25,050.78**
as at 30 Jun 21

account name POMERAY PTY LTD ATF
FLEMING SUPERANNUATION FUND
account no. 121952626

transaction	description	debits	credits	balance
31.05.21	OPENING BALANCE			25,048.34
30.06.21	Interest		2.44	25,050.78
	CLOSING BALANCE AS AT 30 JUN 21	0.00	2.44	25,050.78

* Interest rate for the period 1 June to 30 June: 0.12%pa (30 days)

annual interest summary 2020/2021

INTEREST PAID	19.82
TOTAL INCOME PAID	19.82

how to make a transaction

online
Log in to www.macquarie.com.au/personal

by phone
Call 133 275 to make a phone transaction

transfers from another bank account
Transfer funds from another bank to this account:
BSB 182 222
ACCOUNT NO. 121952626

deposits using BPay
From another bank



Biller code: 20206
Ref: 121 952 626

continued on next



Macquarie Cash Management Account

MACQUARIE BANK LIMITED
ABN 46 008 583 542 AFSL 237502

enquiries 1800 806 310
transact@macquarie.com
www.macquarie.com.au

GPO Box 2520
Sydney, NSW 2001

1 Shelley Street
Sydney, NSW 2000



POMERAY PTY LTD
GPO BOX 7019
SYDNEY NSW 2001

account balance **\$25,048.34**
as at 31 May 21

account name POMERAY PTY LTD ATF
FLEMING SUPERANNUATION FUND
account no. 121952626

transaction	description	debits	credits	balance
30.04.21	OPENING BALANCE			25,045.82
31.05.21	Interest		2.52	25,048.34
	CLOSING BALANCE AS AT 31 MAY 21	0.00	2.52	25,048.34

* Interest rate for the period 1 May to 31 May: 0.12%pa (31 days)

how to make a transaction

online
Log in to www.macquarie.com.au/personal

by phone
Call 133 275 to make a phone transaction

transfers from another bank account
Transfer funds from another bank to this account:
BSB 182 222
ACCOUNT NO. 121952626

deposits using BPay
From another bank



Bill code: 20206
Ref: 121 952 626

continued on next



MACQUARIE

Macquarie Cash Management Account

MACQUARIE BANK LIMITED
ABN 46 008 583 542 AFSL 237502

enquiries 1800 806 310
transact@macquarie.com
www.macquarie.com.au

GPO Box 2520
Sydney, NSW 2001

1 Shelley Street
Sydney, NSW 2000



POMERAY PTY LTD
GPO BOX 7019
SYDNEY NSW 2001

account balance **\$25,045.82**
as at 30 Apr 21

account name POMERAY PTY LTD ATF
FLEMING SUPERANNUATION FUND
account no. 121952626

transaction	description	debits	credits	balance
31.03.21	OPENING BALANCE			25,043.38
30.04.21	Interest		2.44	25,045.82
	CLOSING BALANCE AS AT 30 APR 21	0.00	2.44	25,045.82

* Interest rate for the period 1 April to 30 April: 0.12%pa (30 days)

how to make a transaction

online

Log in to www.macquarie.com.au/personal

by phone

Call 133 275 to make a phone transaction

transfers from another bank account

Transfer funds from another bank to this account:

BSB 182 222

ACCOUNT NO. 121952626

deposits using BPay

From another bank



Biller code: 20206

Ref: 121 952 626

continued on next



MACQUARIE

Macquarie Cash Management Account

MACQUARIE BANK LIMITED
ABN 46 008 583 542 AFSL 237502enquiries 1800 806 310
transact@macquarie.com
www.macquarie.com.auGPO Box 2520
Sydney, NSW 2001

016 26159

POMERAY PTY LTD
GPO BOX 7019
SYDNEY NSW 20011 Shelley Street
Sydney, NSW 2000account balance **\$25,043.38**
as at 31 Mar 21account name POMERAY PTY LTD ATF
FLEMING SUPERANNUATION FUND
account no. 121952626

transaction	description	debits	credits	balance
28.02.21	OPENING BALANCE			14,573.59
03.03.21	Deposit ATO ATO005000014220694		10,467.33	25,040.92
31.03.21	Interest MACQUARIE CMA INTEREST PAID*		2.46	25,043.38
	CLOSING BALANCE AS AT 31 MAR 21	0.00	10,469.79	25,043.38

* Interest rate for the period 1 March to 31 March: 0.12%pa (31 days)

how to make a transaction

online

Log in to www.macquarie.com.au/personal

by phone

Call 133 275 to make a phone transaction

transfers from another bank account

Transfer funds from another bank to this account:
BSB 182 222
ACCOUNT NO. 121952626

deposits using BPay

From another bank

Biller code: 20206
Ref: 121 952 626

continued on next



MACQUARIE

Macquarie Cash Management Account

MACQUARIE BANK LIMITED
ABN 46 008 583 542 AFSL 237502

enquiries 1800 806 310
transact@macquarie.com
www.macquarie.com.au

GPO Box 2520
Sydney, NSW 2001

1 Shelley Street
Sydney, NSW 2000



POMERAY PTY LTD
GPO BOX 7019
SYDNEY NSW 2001

account balance **\$14,573.59**
as at 28 Feb 21

account name POMERAY PTY LTD ATF
FLEMING SUPERANNUATION FUND
account no. 121952626

transaction	description	debits	credits	balance
31.01.21	OPENING BALANCE			14,572.23
26.02.21	Interest		1.36	14,573.59
	CLOSING BALANCE AS AT 28 FEB 21	0.00	1.36	14,573.59

* Interest rate for the period 1 February to 28 February: 0.12%pa (28 days)

how to make a transaction

online
Log in to www.macquarie.com.au/personal

by phone
Call 133 275 to make a phone transaction


transfers from another bank account
Transfer funds from another bank to this account:
BSB 182 222
ACCOUNT NO. 121952626

deposits using BPay
From another bank



Bill code: 20206
Ref: 121 952 626

continued on next



MACQUARIE

Macquarie Cash Management Account

MACQUARIE BANK LIMITED
ABN 46 008 583 542 AFSL 237502

enquiries 1800 806 310
transact@macquarie.com
www.macquarie.com.au

GPO Box 2520
Sydney, NSW 2001

1 Shelley Street
Sydney, NSW 2000



016 21614

POMERAY PTY LTD
GPO BOX 7019
SYDNEY NSW 2001

account balance **\$14,572.23**
as at 31 Jan 21

account name POMERAY PTY LTD ATF
FLEMING SUPERANNUATION FUND
account no. 121952626

transaction	description	debits	credits	balance
31.12.20	OPENING BALANCE			14,570.55
29.01.21	Interest		MACQUARIE CMA INTEREST PAID*	1.68
	CLOSING BALANCE AS AT 31 JAN 21	0.00	1.68	14,572.23

* Interest rate for the period 1 January to 3 January: 0.27%pa (3 days); 4 January to 31 January: 0.12%pa (28 days)

how to make a transaction

online
Log in to www.macquarie.com.au/personal

by phone
Call 133 275 to make a phone transaction


transfers from another bank account
Transfer funds from another bank to this account:
BSB 182 222
ACCOUNT NO. 121952626

deposits using BPay
From another bank



Billers code: 20206
Ref: 121 952 626

continued on next



MACQUARIE

Macquarie Cash Management Account

MACQUARIE BANK LIMITED
ABN 46 008 583 542 AFSL 237502enquiries 1800 806 310
transact@macquarie.com
www.macquarie.com.auGPO Box 2520
Sydney, NSW 2001POMERAY PTY LTD
GPO BOX 7019
SYDNEY NSW 20011 Shelley Street
Sydney, NSW 2000account balance **\$14,570.55**
as at 31 Dec 20account name POMERAY PTY LTD ATF
FLEMING SUPERANNUATION FUND
account no. 121952626

transaction	description	debits	credits	balance
30.11.20	OPENING BALANCE			14,567.18
31.12.20	Interest		3.37	14,570.55
	CLOSING BALANCE AS AT 31 DEC 20	0.00	3.37	14,570.55

* Interest rate for the period 1 December to 31 December: 0.27%pa (31 days)

how to make a transaction

online

Log in to www.macquarie.com.au/personal

by phone

Call 133 275 to make a phone transaction

transfers from another bank account

Transfer funds from another bank to this account:
BSB 182 222
ACCOUNT NO. 121952626

deposits using BPay

From another bank

Billers code: 20206
Ref: 121 952 626

continued on next



MACQUARIE

Macquarie Cash Management Account

MACQUARIE BANK LIMITED
ABN 46 008 583 542 AFSL 237502enquiries 1800 806 310
transact@macquarie.com
www.macquarie.com.auGPO Box 2520
Sydney, NSW 2001POMERAY PTY LTD
GPO BOX 7019
SYDNEY NSW 20011 Shelley Street
Sydney, NSW 2000account balance **\$14,567.18**
as at 30 Nov 20account name POMERAY PTY LTD ATF
FLEMING SUPERANNUATION FUND
account no. 121952626

transaction	description	debits	credits	balance
31.10.20	OPENING BALANCE			26,109.68
02.11.20	Fees & charges PAPER STATEMENT FEE	2.50		26,107.18
05.11.20	Cheque CHEQUE WITHDRAWAL 000098	1,540.00		24,567.18
12.11.20	Direct debit NETWEALTH INVEST CASE1375812	10,000.00		14,567.18
	CLOSING BALANCE AS AT 30 NOV 20	11,542.50	0.00	14,567.18

* Stepped interest rates for the period 1 November to 30 November: balances \$0.00 to \$4,999.99 earned 0.00% balances \$5,000.00 and above earned 0.00%pa (30 days)

how to make a transaction

online

Log in to www.macquarie.com.au/personal

by phone

Call 133 275 to make a phone transaction

transfers from another bank account

Transfer funds from another bank to this account:
BSB 182 222
ACCOUNT NO. 121952626

deposits using BPay

From another bank



Biller code: 20206 Ref: 121 952 626
--

continued on next



Macquarie Cash Management Account

MACQUARIE BANK LIMITED
ABN 46 008 583 542 AFSL 237502

enquiries 1800 806 310
transact@macquarie.com
www.macquarie.com.au

GPO Box 2520
Sydney, NSW 2001



POMERAY PTY LTD
GPO BOX 7019
SYDNEY NSW 2001

1 Shelley Street
Sydney, NSW 2000

account balance **\$26,109.68**
as at 31 Oct 20

account name POMERAY PTY LTD ATF
FLEMING SUPERANNUATION FUND
account no. 121952626

transaction	description	debits	credits	balance
30.09.20	OPENING BALANCE			26,112.18
01.10.20	Fees & charges PAPER STATEMENT FEE	2.50		26,109.68
	CLOSING BALANCE AS AT 31 OCT 20	2.50	0.00	26,109.68

* Stepped interest rates for the period 1 October to 31 October: balances \$0.00 to \$4,999.99 earned 0.00%
balances \$5,000.00 and above earned 0.00%pa (31 days)

how to make a transaction

online
Log in to www.macquarie.com.au/personal


by phone
Call 133 275 to make a phone transaction

transfers from another bank account
Transfer funds from another bank to this account:
BSB 182 222
ACCOUNT NO. 121952626

deposits using BPay
From another bank

	Billers code: 20206
	Ref: 121 952 626

continued on next



MACQUARIE

Macquarie Cash Management Account

MACQUARIE BANK LIMITED
ABN 46 008 583 542 AFSL 237502

enquiries 1800 806 310
transact@macquarie.com
www.macquarie.com.au

GPO Box 2520
Sydney, NSW 2001

1 Shelley Street
Sydney, NSW 2000



POMERAY PTY LTD
GPO BOX 7019
SYDNEY NSW 2001

account balance **\$26,112.18**
as at 30 Sep 20

account name POMERAY PTY LTD ATF
FLEMING SUPERANNUATION FUND
account no. 121952626

transaction	description	debits	credits	balance
31.08.20	OPENING BALANCE			26,113.52
01.09.20	Fees & charges PAPER STATEMENT FEE	2.50		26,111.02
30.09.20	Interest MACQUARIE CMA INTEREST PAID*		1.16	26,112.18
	CLOSING BALANCE AS AT 30 SEP 20	2.50	1.16	26,112.18

* Stepped interest rates for the period 1 September to 30 September: balances \$0.00 to \$4,999.99 earned 0.05% balances \$5,000.00 and above earned 0.05%pa (30 days)

how to make a transaction

online
Log in to www.macquarie.com.au/personal

by phone
Call 133 275 to make a phone transaction


transfers from another bank account
Transfer funds from another bank to this account:
BSB 182 222
ACCOUNT NO. 121952626

deposits using BPay
From another bank



Bill code: 20206
Ref: 121 952 626

continued on next



MACQUARIE

Macquarie Cash Management Account

MACQUARIE BANK LIMITED
ABN 46 008 583 542 AFSL 237502enquiries 1800 806 310
transact@macquarie.com
www.macquarie.com.auGPO Box 2520
Sydney, NSW 2001

016 22468

POMERAY PTY LTD
GPO BOX 7019
SYDNEY NSW 20011 Shelley Street
Sydney, NSW 2000account balance **\$26,113.52**
as at 31 Aug 20account name POMERAY PTY LTD ATF
FLEMING SUPERANNUATION FUND
account no. 121952626

transaction	description	debits	credits	balance
31.07.20	OPENING BALANCE			26,114.83
03.08.20	Fees & charges PAPER STATEMENT FEE	2.50		26,112.33
31.08.20	Interest MACQUARIE CMA INTEREST PAID*		1.19	26,113.52
	CLOSING BALANCE AS AT 31 AUG 20	2.50	1.19	26,113.52

* Stepped interest rates for the period 1 August to 31 August: balances \$0.00 to \$4,999.99 earned 0.05%
balances \$5,000.00 and above earned 0.05%pa (31 days)

how to make a transaction

online

Log in to www.macquarie.com.au/personal

by phone

Call 133 275 to make a phone transaction

transfers from another bank account

Transfer funds from another bank to this account:
BSB 182 222
ACCOUNT NO. 121952626

deposits using BPay

From another bank

Biller code: 20206
Ref: 121 952 626

continued on next



MACQUARIE

Macquarie Cash Management Account

MACQUARIE BANK LIMITED
ABN 46 008 583 542 AFSL 237502

enquiries 1800 806 310
transact@macquarie.com
www.macquarie.com.au

GPO Box 2520
Sydney, NSW 2001



016 23476

POMERAY PTY LTD
GPO BOX 7019
SYDNEY NSW 2001

1 Shelley Street
Sydney, NSW 2000

account balance \$26,114.83
as at 31 Jul 20

account name POMERAY PTY LTD ATF
FLEMING SUPERANNUATION FUND
account no. 121952626

transaction	description	debits	credits	balance
30.06.20	OPENING BALANCE			26,116.13
01.07.20	Fees & charges PAPER STATEMENT FEE	2.50		26,113.63
31.07.20	Interest MACQUARIE CMA INTEREST PAID*		1.20	26,114.83
	CLOSING BALANCE AS AT 31 JUL 20	2.50	1.20	26,114.83

* Stepped interest rates for the period 1 July to 31 July: balances \$0.00 to \$4,999.99 earned 0.05% balances \$5,000.00 and above earned 0.05%pa (31 days)

how to make a transaction

online

Log in to www.macquarie.com.au/personal

by phone

Call 133 275 to make a phone transaction

transfers from another bank account

Transfer funds from another bank to this account:
BSB 182 222
ACCOUNT NO. 121952626

deposits using BPay

From another bank



Bill code: 20206
Ref: 121 952 626

continued on next