

---

Financial statements and reports for the year ended  
30 June 2019

The Ghedia Superannuation Fund

# The Ghedia Superannuation Fund

## Reports Index

---

Statement of Financial Position

Operating Statement

Statement of Taxable Income

Notes to the Financial Statements

Investment Summary

Market Movement

Investment Income

Members Statement

Compilation Report

Trustees Declaration

Trustee Minute / Resolution

The Ghedia Superannuation Fund  
**Statement of Financial Position**

As at 30 June 2019

	Note	2019 \$	2018 \$
<b>Assets</b>			
<b>Investments</b>			
Real Estate Properties (Australian - Residential)	2	165,714.00	165,714.00
Shares in Listed Companies (Australian)	3	163,149.14	148,276.20
<b>Total Investments</b>		<u>328,863.14</u>	<u>313,990.20</u>
<b>Other Assets</b>			
Macquarie Cash Management Account #9375		7,150.77	13,833.29
Commonwealth Bank #2835		107,176.24	102,854.78
Commonwealth Bank #3656		89,364.04	85,395.48
Commonwealth Bank #9048		7,542.46	82,570.03
Rent Receivable		535.43	534.57
Income Tax Refundable		15,326.74	5,103.94
<b>Total Other Assets</b>		<u>227,095.68</u>	<u>290,292.09</u>
<b>Total Assets</b>		<u>555,958.82</u>	<u>604,282.29</u>
Less:			
<b>Liabilities</b>			
PAYG Payable		1,104.00	2,787.00
<b>Total Liabilities</b>		<u>1,104.00</u>	<u>2,787.00</u>
<b>Net assets available to pay benefits</b>		<u>554,854.82</u>	<u>601,495.29</u>
Represented by:			
<b>Liability for accrued benefits allocated to members' accounts</b>	5, 6		
Ghedia, Damyanti - Pension (Account Based Pension 1)		554,854.82	571,143.13
Ghedia, Damyanti - Pension (Account Based Pension 2)		0.00	10,120.08
Ghedia, Damyanti - Pension (Account Based Pension 3)		0.00	20,232.08
<b>Total Liability for accrued benefits allocated to members' accounts</b>		<u>554,854.82</u>	<u>601,495.29</u>

## The Ghedia Superannuation Fund

# Operating Statement

For the year ended 30 June 2019

	Note	2019 \$	2018 \$
<b>Income</b>			
<b>Investment Income</b>			
Dividends Received	8	8,119.84	7,696.13
Interest Received		518.05	903.95
Other Investment Income		3,470.81	3,788.37
Property Income	9	14,859.05	15,280.00
<b>Investment Gains</b>			
Changes in Market Values	10	15,151.01	(15,994.77)
<b>Contribution Income</b>			
Personal Non Concessional		0.00	30,000.00
<b>Total Income</b>		<u>42,118.76</u>	<u>41,673.68</u>
<b>Expenses</b>			
Administration Costs		0.00	2.50
Bank Charges		20.00	0.00
Property Expenses - Agents Management Fees		1,184.28	1,176.50
Property Expenses- Lease Fees		0.00	16.50
Property Expenses - Repairs Maintenance		7,915.20	0.00
Property Expenses - Sundry Expenses		469.85	10.00
Property Expenses - Water Rates		302.39	282.54
		<u>9,891.72</u>	<u>1,488.04</u>
<b>Member Payments</b>			
Pensions Paid		82,273.91	30,126.29
<b>Total Expenses</b>		<u>92,165.63</u>	<u>31,614.33</u>
<b>Benefits accrued as a result of operations before income tax</b>		<u>(50,046.87)</u>	<u>10,059.35</u>
Income Tax Expense	11	(3,406.40)	(3,171.94)
<b>Benefits accrued as a result of operations</b>		<u>(46,640.47)</u>	<u>13,231.29</u>

# The Ghedia Superannuation Fund

## Statement of Taxable Income

For the year ended 30 June 2019

	<b>2019</b>
	<b>\$</b>
Benefits accrued as a result of operations	(50,046.87)
<b>Less</b>	
Increase in MV of investments	15,151.01
Exempt current pension income	30,372.00
	<u>45,523.01</u>
<b>Add</b>	
SMSF non deductible expenses	9,891.00
Pension Payments	82,273.91
Franking Credits	3,406.40
	<u>95,571.31</u>
SMSF Annual Return Rounding	(1.43)
	<u>0.00</u>
<b>Taxable Income or Loss</b>	<u>0.00</u>
Income Tax on Taxable Income or Loss	0.00
<b>Less</b>	
Franking Credits	3,406.40
	<u>(3,406.40)</u>
<b>CURRENT TAX OR REFUND</b>	<u>(3,406.40)</u>
Supervisory Levy	259.00
Income Tax Instalments Paid	(4,416.00)
	<u>(7,563.40)</u>
<b>AMOUNT DUE OR REFUNDABLE</b>	<u>(7,563.40)</u>

# The Ghedia Superannuation Fund

## Notes to the Financial Statements

For the year ended 30 June 2019

---

### Note 1: Summary of Significant Accounting Policies

#### Basis of Preparation

These general purpose financial statements have been prepared in accordance with Australian Accounting Standard AASB 1056: Superannuation Entities, other applicable Accounting Standards, the provisions of the trust deed and the requirements of the Superannuation Industry (Supervision) Act 1993 and associated Regulations. The Fund is a for-profit entity for financial reporting purposes under Australian Accounting Standards.

International Financial Reporting Standards (IFRSs) form the basis of Australian Accounting Standards adopted by the Australian Accounting Standards Board. The financial statements of the Fund do not comply with IFRSs due to the requirements of AASB 1056.

The financial statements, except for the cash flow information, have been prepared on an accruals basis and are presented in Australian dollars, being the functional currency of the Fund. The amounts presented in the financial statements have been rounded to the nearest dollar. Material accounting policies adopted in the preparation of these financial statements are presented below and have been consistently applied unless stated otherwise.

#### a. Fair Value of Assets and Liabilities

The Fund measures its assets and liabilities (except tax and insurance-related items, employer-sponsor receivables and member benefits) at fair value through profit and loss on a recurring basis.

Fair value is the price the Fund would receive to sell an asset or would have to pay to transfer a liability in an orderly (ie unforced) transaction between independent, knowledgeable and willing market participants at the measurement date.

As fair value is a market-based measure, the closest equivalent observable market pricing information is used to determine fair value. Adjustments to market values may be made having regard to the characteristics of the specific asset or liability. The fair values of assets and liabilities that are not traded in an active market are determined using one or more valuation techniques. These valuation techniques maximise, to the extent possible, the use of observable market data.

To the extent possible, market information is extracted from either the principal market for the asset or liability (ie the market with the greatest volume and level of activity for the asset or liability) or, in the absence of such a market, the most advantageous market available to the entity at the end of the reporting period (ie the market that maximises the receipts from the sale of the asset or minimises the payments made to transfer the liability, after taking into account transaction costs and transport costs).

Based on the above approach, fair values of investments have been determined as follows:

- (i) shares in listed companies, government securities and corporate bonds by reference to the relevant market quotations at the end of the reporting period;
- (ii) mortgage bonds through the income approach using the discounted cash flow techniques; and
- (iii) units in managed funds by reference to the unit redemption price at the end of the reporting period.

Other assets and liabilities, which are all current in nature, are carried at the gross value of the outstanding balances of amounts due to be received or paid, which represents their fair value.

#### b. Financial Instruments

##### Initial recognition and measurement

Financial assets and financial liabilities are recognised when the entity becomes a party to the contractual provisions to the instrument. For financial assets, this is equivalent to the date that the entity commits itself to either the purchase or sale of the asset (ie trade date accounting is adopted).

Financial instruments (except for trade receivables) are initially measured at fair value plus transaction costs, except where the instrument is classified "at fair value through profit or loss", in which case transaction costs are expensed to profit or loss immediately. Where available, quoted prices in an active market are used to determine fair value. In other circumstances, valuation techniques are adopted.

# The Ghedia Superannuation Fund

## Notes to the Financial Statements

For the year ended 30 June 2019

---

### **Derecognition of financial instruments**

Derecognition refers to the removal of a previously recognised financial asset or financial liability from the statement of financial position.

#### **Derecognition of financial assets**

A financial asset is derecognised when the holder's contractual rights to its cash flows expires, or the asset is transferred in such a way that all the risks and rewards of ownership are substantially transferred.

#### **Derecognition of financial liabilities**

A liability is derecognised when it is extinguished (ie when the obligation in the contract is discharged, cancelled or expires). An exchange of an existing financial liability for a new one with substantially modified terms, or a substantial modification to the terms of a financial liability, is treated as an extinguishment of the existing liability and recognition of a new financial liability.

### **c. Liability for Members' Accrued Benefits**

The liability for members' accrued benefits represents the Fund's present obligation to pay benefits to members and beneficiaries, and has been measured as the amount of member account balances as at the reporting date.

### **d. Members' Vested Benefits**

Members' Vested benefits are benefits that are not conditional upon continued membership of the Fund and include benefits that members are entitled to receive had they terminated their membership of the Fund at the end of the reporting period.

### **e. Other Payables**

Other payables include trade debtors and benefits payable. Other payables are payable on demand or within a short timeframe of less than 60 days.

### **f. No Tax File Number (TFN) Contributions Tax**

Where a member's TFN is not provided to the Fund, the Fund may be required to pay no-TFN contributions tax at a rate of 32% on contributions received from and on behalf of the member. The no-TFN contributions tax applies on addition to the concessional contributions tax rate of 15% applicable to such contributions.

A no-TFN contributions tax liability recognised by the Fund will be charged to the relevant member's account. Where a tax offset is obtained by the Fund in relation to the member's no-TFN contributions tax liability, the tax offset will be included in the relevant member's account.

### **g. Cash and Cash Equivalents**

Cash and cash equivalents include cash on hand and at call, deposits held at call with banks and short-term, highly liquid investments that are readily convertible to cash and are subject to an insignificant risk of changes in value.

### **h. Revenue**

Revenue is recognised at the fair value of the consideration received or receivable.

#### **Interest revenue**

Interest revenue is recognised using the effective interest method, which for floating rate financial assets is the rate inherent in the instrument.

Interest income includes the amortisation of any discount or premium, transaction costs and any other differences between the initial carrying amount of the interest-bearing instrument to which it relates and the amount of the interest-bearing instrument at maturity calculated on an effective interest rate basis.

# The Ghedia Superannuation Fund

## Notes to the Financial Statements

For the year ended 30 June 2019

### Dividend revenue

Dividend revenue is recognised on the date the shares are quoted ex-dividend and, if not received at the end of the reporting period, is reflected in the statement of financial position as a receivable at fair value.

### Distribution revenue

Distributions from managed investment schemes are recognised as at the date the unit value is quoted ex-distributions and, if not received at the end of the reporting period, are reflected in the statement of financial position as a receivable at fair value.

### i. Comparative Figures

When required by Accounting Standards, comparative figures have been adjusted to conform to changes in presentation for the current financial year.

Where the Fund retrospectively applies an accounting policy, makes a retrospective restatement or reclassifies items in its financial statements, a third statement of financial position as at the beginning of the preceding period, in addition to the minimum comparative financial statement, is presented.

### j. Critical Accounting Estimates and Judgements

The preparation of financial statements requires management to make judgements, estimates and assumptions that affect the application of accounting policies and the reported amounts of assets and liabilities, income and expenses. Actual results may differ from these estimates.

Estimates and underlying assumptions are reviewed on an ongoing basis. Revisions to accounting estimates are recognised in the period in which the estimate is revised and in any future period affected.

### Note 2: Real Estate Properties (Australian - Residential)

	2019 \$	2018 \$
1A & 1B Aspen Crescent, Leeton NSW 2705, Australia	165,714.00	165,714.00
	<hr/> 165,714.00	<hr/> 165,714.00

### Note 3: Shares in Listed Companies (Australian)

	2019 \$	2018 \$
AMP Limited	693.24	1,164.12
Commonwealth Bank Of Australia.	105,958.40	93,273.60
Insurance Australia Group Limited	11,497.92	11,873.76
Janus Henderson Group Plc	1,877.98	2,581.68
Qantas Airways Limited	8,067.60	9,203.04
Telstra Corporation Limited.	8,470.00	5,764.00
Woolworths Group Limited	26,584.00	24,416.00
	<hr/> 163,149.14	<hr/> 148,276.20



The Ghedia Superannuation Fund  
**Notes to the Financial Statements**

For the year ended 30 June 2019

**Note 4: Banks and Term Deposits**

	2019 \$	2018 \$
<b>Banks</b>		
Commonwealth Bank #2835	107,176.24	102,854.78
Commonwealth Bank #3656	89,364.04	85,395.48
Commonwealth Bank #9048	7,542.46	82,570.03
Macquarie Cash Management Account #9375	7,150.77	13,833.29
	211,233.51	284,653.58

**Note 5: Liability for Accrued Benefits**

	2019 \$	2018 \$
Liability for accrued benefits at beginning of year	601,495.29	588,264.00
Benefits accrued as a result of operations	(46,640.47)	13,231.29
Current year member movements	0.00	0.00
	554,854.82	601,495.29

**Note 6: Vested Benefits**

Vested benefits are benefits that are not conditional upon continued membership of the fund (or any factor other than resignation from the plan) and include benefits which members were entitled to receive had they terminated their fund membership as at the end of the reporting period.

	2019 \$	2018 \$
Vested Benefits	554,854.82	601,495.29

**Note 7: Guaranteed Benefits**

No guarantees have been made in respect of any part of the liability for accrued benefits.

**Note 8: Dividends**

	2019 \$	2018 \$
AMP Limited	45.78	94.84
Commonwealth Bank Of Australia.	5,516.80	5,504.00
Insurance Australia Group Limited	530.67	484.84
Janus Henderson Group Plc	153.91	76.29
Qantas Airways Limited	614.68	209.16

The Ghedia Superannuation Fund  
**Notes to the Financial Statements**

For the year ended 30 June 2019

Telstra Corporation Limited.	418.00	583.00
Woolworths Group Limited	840.00	744.00
	8,119.84	7,696.13

**Note 9: Rental Income**

	<b>2019</b>	<b>2018</b>
	\$	\$
1A & 1B Aspen Crescent, Leeton NSW 2705, Australia	14,859.05	15,280.00
	14,859.05	15,280.00

**Note 10: Changes in Market Values**

**Unrealised Movements in Market Value**

	<b>2019</b>	<b>2018</b>
	\$	\$
<b>Shares in Listed Companies (Australian)</b>		
AMP Limited	(470.88)	(533.01)
Commonwealth Bank Of Australia.	12,684.80	(18,734.00)
Insurance Australia Group Limited	(97.77)	2,436.00
Janus Henderson Group Plc	(703.70)	(109.12)
Qantas Airways Limited	(1,135.44)	657.36
Telstra Corporation Limited.	2,706.00	(3,696.00)
Woolworths Group Limited	2,168.00	3,984.00
	15,151.01	(15,994.77)
<b>Total Unrealised Movement</b>	15,151.01	(15,994.77)

**Realised Movements in Market Value**

	<b>2019</b>	<b>2018</b>
	\$	\$
<b>Total Realised Movement</b>	0.00	0.00
<b>Changes in Market Values</b>	15,151.01	(15,994.77)

**Note 11: Income Tax Expense**

	<b>2019</b>	<b>2018</b>
	\$	\$
The components of tax expense comprise		
Current Tax	(3,406.40)	(3,171.94)

## Notes to the Financial Statements

For the year ended 30 June 2019

Income Tax Expense	(3,406.40)	(3,171.94)
--------------------	------------	------------

The prima facie tax on benefits accrued before income tax is reconciled to the income tax as follows:

Prima facie tax payable on benefits accrued before income tax at 15%	(7,507.03)	1,508.90
--	------------	----------

Less:

Tax effect of:

Non Taxable Contributions	0.00	4,500.00
Increase in MV of Investments	2,272.65	0.00
Exempt Pension Income	4,555.80	4,625.55

Add:

Tax effect of:

Decrease in MV of Investments	0.00	2,399.22
SMSF Non-Deductible Expenses	1,483.65	223.05
Pension Payments	12,341.09	4,518.94
Franking Credits	510.96	475.79
Rounding	(0.22)	(0.35)

Less credits:

Franking Credits	3,406.40	3,171.94
------------------	----------	----------

Current Tax or Refund	(3,406.40)	(3,171.94)
-----------------------	------------	------------

# The Ghedia Superannuation Fund

## Investment Summary Report

As at 30 June 2019

Investment	Units	Market Price	Market Value	Average Cost	Accounting Cost	Unrealised Gain/(Loss)	Gain/(Loss)%	Portfolio Weight%
<b>Cash/Bank Accounts</b>								
Commonwealth Bank #2835		107,176.240000	107,176.24	107,176.24	107,176.24			19.84 %
Commonwealth Bank #3656		89,364.040000	89,364.04	89,364.04	89,364.04			16.55 %
Commonwealth Bank #9048		7,542.460000	7,542.46	7,542.46	7,542.46			1.40 %
Macquarie Cash Management Account #9375		7,150.770000	7,150.77	7,150.77	7,150.77			1.32 %
			<b>211,233.51</b>		<b>211,233.51</b>		<b>0.00 %</b>	<b>39.11 %</b>
<b>Real Estate Properties (Australian - Residential)</b>								
1aasp	1.00	165,714.000000	165,714.00	165,714.00	165,714.00	0.00	0.00 %	30.68 %
			<b>165,714.00</b>		<b>165,714.00</b>	<b>0.00</b>	<b>0.00 %</b>	<b>30.68 %</b>
<b>Shares in Listed Companies (Australian)</b>								
AMP.AX	327.00	2.120000	693.24	5.17	1,690.59	(997.35)	(58.99) %	0.13 %
CBA.AX	1,280.00	82.780000	105,958.40	73.83	94,502.40	11,456.00	12.12 %	19.62 %
IAG.AX	1,392.00	8.260000	11,497.92	5.27	7,336.17	4,161.75	56.73 %	2.13 %
JHG.AX	62.00	30.290000	1,877.98	43.40	2,690.80	(812.82)	(30.21) %	0.35 %
QAN.AX	1,494.00	5.400000	8,067.60	2.76	4,123.44	3,944.16	95.65 %	1.49 %
TLS.AX	2,200.00	3.850000	8,470.00	5.58	12,276.00	(3,806.00)	(31.00) %	1.57 %
WOW.AX	800.00	33.230000	26,584.00	20.74	16,592.00	9,992.00	60.22 %	4.92 %
			<b>163,149.14</b>		<b>139,211.40</b>	<b>23,937.74</b>	<b>17.20 %</b>	<b>30.21 %</b>
			<b>540,096.65</b>		<b>516,158.91</b>	<b>23,937.74</b>	<b>4.64 %</b>	<b>100.00 %</b>

# The Ghedia Superannuation Fund

## Market Movement Report

As at 30 June 2019

Investment	Date	Description	Unrealised				Realised			Total
			Units	Accounting Cost Movement	Market Movement	Depreciation	Balance	Consideration	Accounting Cost Base	
1aasp1 - 1A & 1B Aspen Crescent, Leeton NSW 2705, Australia										
	01/07/2018	Opening Balance	1.00	0.00	0.00	0.00	165,714.00	0.00	0.00	0.00
	<b>30/06/2019</b>		<b>1.00</b>	<b>0.00</b>	<b>0.00</b>	<b>0.00</b>	<b>165,714.00</b>	<b>0.00</b>	<b>0.00</b>	<b>0.00</b>
AMP.AX - AMP Limited										
	01/07/2018	Opening Balance	327.00	0.00	0.00	0.00	1,164.12	0.00	0.00	0.00
	30/06/2019	Revaluation	0.00	0.00	(470.88)	0.00	693.24	0.00	0.00	0.00
	<b>30/06/2019</b>		<b>327.00</b>	<b>0.00</b>	<b>(470.88)</b>	<b>0.00</b>	<b>693.24</b>	<b>0.00</b>	<b>0.00</b>	<b>0.00</b>
CBA.AX - Commonwealth Bank Of Australia.										
	01/07/2018	Opening Balance	1,280.00	0.00	0.00	0.00	93,273.60	0.00	0.00	0.00
	30/06/2019	Revaluation	0.00	0.00	12,684.80	0.00	105,958.40	0.00	0.00	0.00
	<b>30/06/2019</b>		<b>1,280.00</b>	<b>0.00</b>	<b>12,684.80</b>	<b>0.00</b>	<b>105,958.40</b>	<b>0.00</b>	<b>0.00</b>	<b>0.00</b>
IAG.AX - Insurance Australia Group Limited										
	01/07/2018	Opening Balance	1,392.00	0.00	0.00	0.00	11,873.76	0.00	0.00	0.00
	26/11/2018	Return Of Capital	0.00	(278.07)	0.00	0.00	11,595.69			
	30/06/2019	Revaluation	0.00	0.00	(97.77)	0.00	11,497.92	0.00	0.00	0.00
	<b>30/06/2019</b>		<b>1,392.00</b>	<b>(278.07)</b>	<b>(97.77)</b>	<b>0.00</b>	<b>11,497.92</b>	<b>0.00</b>	<b>0.00</b>	<b>0.00</b>
JHG.AX - Janus Henderson Group Plc										
	01/07/2018	Opening Balance	62.00	0.00	0.00	0.00	2,581.68	0.00	0.00	0.00
	30/06/2019	Revaluation	0.00	0.00	(703.70)	0.00	1,877.98	0.00	0.00	0.00
	<b>30/06/2019</b>		<b>62.00</b>	<b>0.00</b>	<b>(703.70)</b>	<b>0.00</b>	<b>1,877.98</b>	<b>0.00</b>	<b>0.00</b>	<b>0.00</b>
QAN.AX - Qantas Airways Limited										
	01/07/2018	Opening Balance	1,494.00	0.00	0.00	0.00	9,203.04	0.00	0.00	0.00
	30/06/2019	Revaluation	0.00	0.00	(1,135.44)	0.00	8,067.60	0.00	0.00	0.00
	<b>30/06/2019</b>		<b>1,494.00</b>	<b>0.00</b>	<b>(1,135.44)</b>	<b>0.00</b>	<b>8,067.60</b>	<b>0.00</b>	<b>0.00</b>	<b>0.00</b>
TLS.AX - Telstra Corporation Limited.										
	01/07/2018	Opening Balance	2,200.00	0.00	0.00	0.00	5,764.00	0.00	0.00	0.00
	30/06/2019	Revaluation	0.00	0.00	2,706.00	0.00	8,470.00	0.00	0.00	0.00
	<b>30/06/2019</b>		<b>2,200.00</b>	<b>0.00</b>	<b>2,706.00</b>	<b>0.00</b>	<b>8,470.00</b>	<b>0.00</b>	<b>0.00</b>	<b>0.00</b>
WOW.AX - Woolworths Group Limited										
	01/07/2018	Opening Balance	800.00	0.00	0.00	0.00	24,416.00	0.00	0.00	0.00
	30/06/2019	Revaluation	0.00	0.00	2,168.00	0.00	26,584.00	0.00	0.00	0.00
	<b>30/06/2019</b>		<b>800.00</b>	<b>0.00</b>	<b>2,168.00</b>	<b>0.00</b>	<b>26,584.00</b>	<b>0.00</b>	<b>0.00</b>	<b>0.00</b>

The Ghedia Superannuation Fund  
**Market Movement Report**

As at 30 June 2019

Investment	Date	Description	Unrealised				Realised			Total
			Units	Accounting Cost Movement	Market Movement	Depreciation	Balance	Consideration	Accounting Cost Base	
<b>Total Market Movement</b>					15,151.01			0.00	15,151.01	

# The Ghedia Superannuation Fund

## Investment Income Report

As at 30 June 2019

Investment	Total Income	Franked	Unfranked	Interest/ Other	Franking Credits	Foreign Income	Foreign Credits * 1	Assessable Income (Excl. Capital Gains) * 2	TFN Credits	Other Deductions	Distributed Capital Gains	Non- Assessable Payments
<b>Bank Accounts</b>												
Commonwealth Bank #2835	1,910.98							1,910.98				
Commonwealth Bank #2835	10.48			10.48	0.00	0.00	0.00	10.48			0.00	0.00
Commonwealth Bank #3656	1,559.83							1,559.83				
Commonwealth Bank #3656	8.73			8.73	0.00	0.00	0.00	8.73			0.00	0.00
Commonwealth Bank #9048	379.58			379.58	0.00	0.00	0.00	379.58			0.00	0.00
Macquarie Cash Management Account #9375	119.26			119.26	0.00	0.00	0.00	119.26			0.00	0.00
	<b>3,988.86</b>			<b>518.05</b>	<b>0.00</b>	<b>0.00</b>	<b>0.00</b>	<b>3,988.86</b>			<b>0.00</b>	<b>0.00</b>
<b>Real Estate Properties (Australian - Residential)</b>												
1aasp	1A & 1B Aspen Crescent, Leeton NSW 2705, Australia							14,859.05				
	<b>14,859.05</b>							<b>14,859.05</b>				
<b>Shares in Listed Companies (Australian)</b>												
AMP.AX	AMP Limited							57.83		0.00		
CBA.AX	Commonwealth Bank Of Australia.	5,516.80						7,881.14		0.00		
IAG.AX	Insurance Australia Group Limited	530.67						758.10		0.00		
JHG.AX	Janus Henderson Group Plc							153.91		0.00		
QAN.AX	Qantas Airways Limited	614.68						878.11		0.00		
TLS.AX	Telstra Corporation Limited.	418.00						597.14		0.00		
WOW.AX	Woolworths Group Limited	840.00						1,200.01		0.00		
	<b>8,119.84</b>	<b>7,948.27</b>	<b>171.57</b>		<b>3,406.40</b>			<b>11,526.24</b>		<b>0.00</b>		

# The Ghedia Superannuation Fund Investment Income Report

As at 30 June 2019

Investment	Total Income	Franked	Unfranked	Interest/ Other	Franking Credits	Foreign Income	Foreign Credits * 1	Assessable Income	TFN Credits	Other Deductions	Distributed Capital Gains	Non- Assessable Payments
								(Excl. Capital Gains) * 2				
	26,967.75	7,948.27	171.57	518.05	3,406.40	0.00	0.00	30,374.15		0.00	0.00	0.00

Assessable Income (Excl. Capital Gains) **30,374.15**

Net Capital Gain **0.00**

**Total Assessable Income 30,374.15**

\* 1 Includes foreign credits from foreign capital gains.

\* 2 Assessable Income in the SMSF Annual Return will be different as capital gains and losses from disposals of assets have not been included.

For a breakdown of Distributed Capital Gains and Non-Assessable Payments refer to Distributions Reconciliation Report.



# The Ghedia Superannuation Fund

## Members Statement

Damyanti Ghedia  
 33 Finlayson Street Lane Cove  
 New South Wales, 2066, Australia

### Your Details

Date of Birth : 18/12/1947  
 Age: 71  
 Tax File Number: 120818822  
 Date Joined Fund: 01/07/2016  
 Service Period Start Date: 01/07/2000  
 Date Left Fund:  
 Member Code: GHEDAM00006A  
 Account Start Date 01/07/2016  
 Account Phase: Accumulation Phase  
 Account Description: Accumulation

Nominated Beneficiaries N/A

Vested Benefits  
 Total Death Benefit

### Your Balance

#### Total Benefits

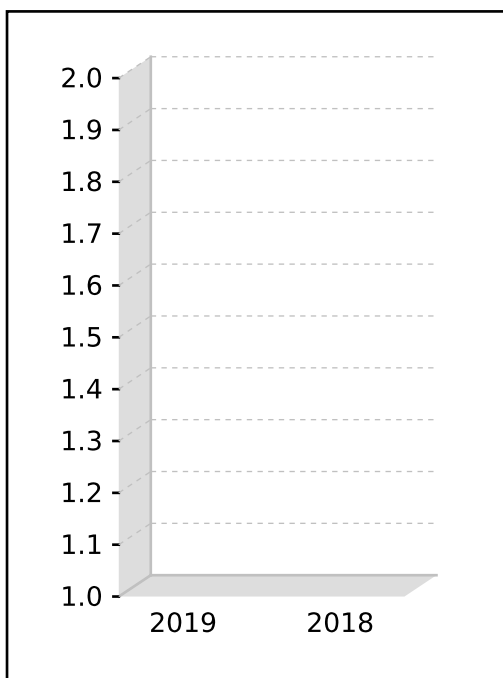
#### Preservation Components

Preserved  
 Unrestricted Non Preserved  
 Restricted Non Preserved

#### Tax Components

Tax Free  
 Taxable

Investment Earnings Rate 0%



### Your Detailed Account Summary

	This Year	Last Year
Opening balance at 01/07/2018		
<u>Increases to Member account during the period</u>		
Employer Contributions		
Personal Contributions (Concessional)		
Personal Contributions (Non Concessional)		30,000.00
Government Co-Contributions		
Other Contributions		
Proceeds of Insurance Policies		
Transfers In		
Net Earnings		
Internal Transfer In		
<u>Decreases to Member account during the period</u>		
Pensions Paid		
Contributions Tax		
Income Tax		
No TFN Excess Contributions Tax		
Excess Contributions Tax		
Refund Excess Contributions		
Division 293 Tax		
Insurance Policy Premiums Paid		
Management Fees		
Member Expenses		
Benefits Paid/Transfers Out		
Superannuation Surcharge Tax		
Internal Transfer Out		30,000.00
Closing balance at 30/06/2019	0.00	0.00

# The Ghedia Superannuation Fund

## Members Statement

---

### Trustee's Disclaimer

This statement has been prepared by the Trustee for the member whose name appears at the top of this statement. Every effort has been made by the Trustee to ensure the accuracy and completeness of this Statement. The Trustee does not accept any liability for any error, omission or misprint. All amounts shown in relation to benefits do not take into account any amounts which may be withheld to satisfy the requirements imposed by the Income Tax Assessment Act 1936.

Signed by all the trustees of the fund

---

Damyanti Ghedia  
Trustee

# The Ghedia Superannuation Fund

## Members Statement

Damyanti Ghedia  
 33 Finlayson Street Lane Cove  
 New South Wales, 2066, Australia

### Your Details

Date of Birth : 18/12/1947  
 Age: 71  
 Tax File Number: 120818822  
 Date Joined Fund: 01/07/2016  
 Service Period Start Date: 01/07/2000  
 Date Left Fund:  
 Member Code: GHEDAM00007P  
 Account Start Date 01/07/2016  
 Account Phase: Retirement Phase  
 Account Description: Account Based Pension 1

Nominated Beneficiaries N/A  
 Vested Benefits 554,854.82  
 Total Death Benefit 554,854.82

### Your Balance

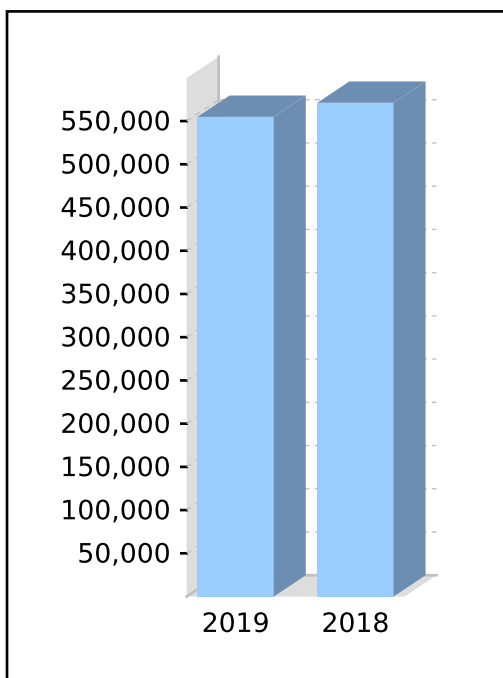
Total Benefits 554,854.82

#### Preservation Components

Preserved  
 Unrestricted Non Preserved 554,854.82  
 Restricted Non Preserved

#### Tax Components

Tax Free (0.00%)  
 Taxable 554,854.82  
 Investment Earnings Rate 6.43%



### Your Detailed Account Summary

	This Year	Last Year
Opening balance at 01/07/2018	571,143.13	588,264.00
<u>Increases to Member account during the period</u>		
Employer Contributions		
Personal Contributions (Concessional)		
Personal Contributions (Non Concessional)		
Government Co-Contributions		
Other Contributions		
Proceeds of Insurance Policies		
Transfers In		
Net Earnings	34,778.24	13,005.42
Internal Transfer In		
<u>Decreases to Member account during the period</u>		
Pensions Paid	51,066.55	30,126.29
Contributions Tax		
Income Tax		
No TFN Excess Contributions Tax		
Excess Contributions Tax		
Refund Excess Contributions		
Division 293 Tax		
Insurance Policy Premiums Paid		
Management Fees		
Member Expenses		
Benefits Paid/Transfers Out		
Superannuation Surcharge Tax		
Internal Transfer Out		
Closing balance at 30/06/2019	554,854.82	571,143.13

**The Ghedia Superannuation Fund**  
**Members Statement**

---

**Trustee's Disclaimer**

This statement has been prepared by the Trustee for the member whose name appears at the top of this statement. Every effort has been made by the Trustee to ensure the accuracy and completeness of this Statement. The Trustee does not accept any liability for any error, omission or misprint. All amounts shown in relation to benefits do not take into account any amounts which may be withheld to satisfy the requirements imposed by the Income Tax Assessment Act 1936.

Signed by all the trustees of the fund

---

Damyanti Ghedia  
Trustee

# The Ghedia Superannuation Fund

## Members Statement

Damyanti Ghedia  
 33 Finlayson Street Lane Cove  
 New South Wales, 2066, Australia

### Your Details

Date of Birth : 18/12/1947  
 Age: 71  
 Tax File Number: 120818822  
 Date Joined Fund: 01/07/2016  
 Service Period Start Date: 01/07/2000  
 Date Left Fund:  
 Member Code: GHEDAM00008P  
 Account Start Date 08/06/2018  
 Account Phase: Retirement Phase  
 Account Description: Account Based Pension 2

Nominated Beneficiaries N/A

Vested Benefits  
 Total Death Benefit

### Your Balance

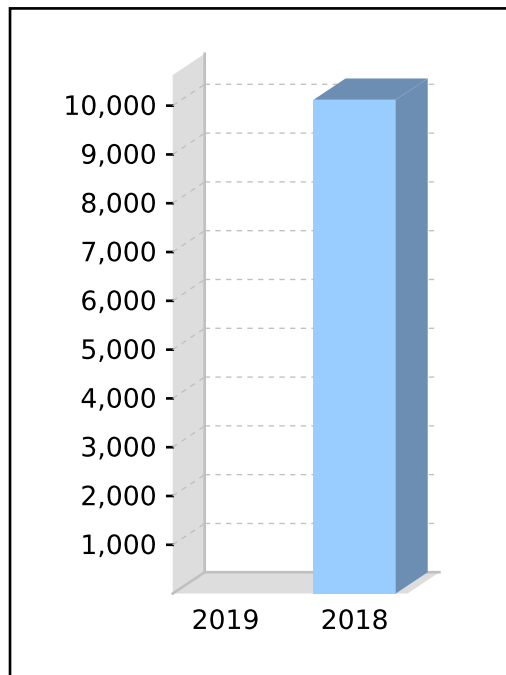
#### Total Benefits

#### Preservation Components

Preserved  
 Unrestricted Non Preserved  
 Restricted Non Preserved

#### Tax Components

Tax Free (0.00%)  
 Taxable  
 Investment Earnings Rate 6.45%



### Your Detailed Account Summary

	This Year	Last Year
Opening balance at 01/07/2018	10,120.08	
<u>Increases to Member account during the period</u>		
Employer Contributions		
Personal Contributions (Concessional)		
Personal Contributions (Non Concessional)		
Government Co-Contributions		
Other Contributions		
Proceeds of Insurance Policies		
Transfers In		
Net Earnings	495.30	120.08
Internal Transfer In		10,000.00
<u>Decreases to Member account during the period</u>		
Pensions Paid	10,615.38	
Contributions Tax		
Income Tax		
No TFN Excess Contributions Tax		
Excess Contributions Tax		
Refund Excess Contributions		
Division 293 Tax		
Insurance Policy Premiums Paid		
Management Fees		
Member Expenses		
Benefits Paid/Transfers Out		
Superannuation Surcharge Tax		
Internal Transfer Out		
Closing balance at 30/06/2019	0.00	10,120.08

**The Ghedia Superannuation Fund**  
**Members Statement**

---

**Trustee's Disclaimer**

This statement has been prepared by the Trustee for the member whose name appears at the top of this statement. Every effort has been made by the Trustee to ensure the accuracy and completeness of this Statement. The Trustee does not accept any liability for any error, omission or misprint. All amounts shown in relation to benefits do not take into account any amounts which may be withheld to satisfy the requirements imposed by the Income Tax Assessment Act 1936.

Signed by all the trustees of the fund

---

Damyanti Ghedia  
Trustee

# The Ghedia Superannuation Fund

## Members Statement

Damyanti Ghedia  
 33 Finlayson Street Lane Cove  
 New South Wales, 2066, Australia

### Your Details

Date of Birth : 18/12/1947  
 Age: 71  
 Tax File Number: 120818822  
 Date Joined Fund: 01/07/2016  
 Service Period Start Date: 01/07/2000  
 Date Left Fund:  
 Member Code: GHEDAM00009P  
 Account Start Date 18/06/2018  
 Account Phase: Retirement Phase  
 Account Description: Account Based Pension 3

Nominated Beneficiaries N/A

Vested Benefits  
 Total Death Benefit

### Your Balance

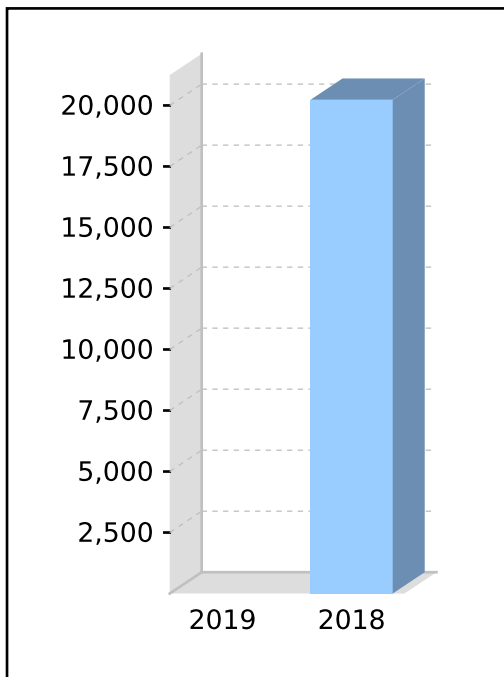
#### Total Benefits

#### Preservation Components

Preserved  
 Unrestricted Non Preserved  
 Restricted Non Preserved

#### Tax Components

Tax Free (0.00%)  
 Taxable  
 Investment Earnings Rate 6.40%



### Your Detailed Account Summary

	This Year	Last Year
Opening balance at 01/07/2018	20,232.08	
<u>Increases to Member account during the period</u>		
Employer Contributions		
Personal Contributions (Concessional)		
Personal Contributions (Non Concessional)		
Government Co-Contributions		
Other Contributions		
Proceeds of Insurance Policies		
Transfers In		
Net Earnings	359.90	232.08
Internal Transfer In		20,000.00
<u>Decreases to Member account during the period</u>		
Pensions Paid	20,591.98	
Contributions Tax		
Income Tax		
No TFN Excess Contributions Tax		
Excess Contributions Tax		
Refund Excess Contributions		
Division 293 Tax		
Insurance Policy Premiums Paid		
Management Fees		
Member Expenses		
Benefits Paid/Transfers Out		
Superannuation Surcharge Tax		
Internal Transfer Out		
Closing balance at 30/06/2019	0.00	20,232.08

**The Ghedia Superannuation Fund**  
**Members Statement**

---

**Trustee's Disclaimer**

This statement has been prepared by the Trustee for the member whose name appears at the top of this statement. Every effort has been made by the Trustee to ensure the accuracy and completeness of this Statement. The Trustee does not accept any liability for any error, omission or misprint. All amounts shown in relation to benefits do not take into account any amounts which may be withheld to satisfy the requirements imposed by the Income Tax Assessment Act 1936.

Signed by all the trustees of the fund

---

Damyanti Ghedia  
Trustee



# The Ghedia Superannuation Fund Compilation Report

---

We have compiled the accompanying special purpose financial statements of the The Ghedia Superannuation Fund which comprise the statement of financial position as at 30/06/2019 the operating statement for the year then ended, a summary of significant accounting policies and other explanatory notes. The specific purpose for which the special purpose financial statements have been prepared is set out in Note 1 to the financial statements.

## **The Responsibility of the Trustee(s)**

The Trustee(s) of The Ghedia Superannuation Fund are solely responsible for the information contained in the special purpose financial statements, the reliability, accuracy and completeness of the information and for the determination that the financial reporting framework used is appropriate to meet their needs and for the purpose that the financial statements were prepared.

## **Our Responsibility**

On the basis of information provided by the Trustee(s), we have compiled the accompanying special purpose financial statements in accordance with the financial reporting framework as described in Note 1 to the financial statements and APES 315: Compilation of Financial Information.

We have applied our expertise in accounting and financial reporting to compile these financial statements in accordance with the financial reporting framework described in Note 1 to the financial statements. We have complied with the relevant ethical requirements of APES 110: Code of Ethics for Professional Accountants.

## **Assurance Disclaimer**

Since a compilation engagement is not an assurance engagement, we are not required to verify the reliability, accuracy or completeness of the information provided to us by management to compile these financial statements. Accordingly, we do not express an audit opinion or a review conclusion on these financial statements.

The special purpose financial statements were compiled exclusively for the benefit of the trustees who are responsible for the reliability, accuracy and completeness of the information used to compile them. We do not accept responsibility for the contents of the special purpose financial statements.

Plusgrowth Pty Limited

of

9 Bartlett Street, South Wentworthville, New South Wales 2145

Signed:

Dated: 13/07/2021

# The Ghedia Superannuation Fund Trustees Declaration

---

The trustees declare that:

- (i) the financial statements and notes to the financial statements present fairly the financial position of the Fund as at 30 June 2019, and the results of its operations for the year then ended;
- (ii) the financial statements and notes to the financial statements have been prepared in accordance with applicable Australian Accounting Standards, other mandatory reporting requirements and the provisions of the trust deed, as amended; and
- (iii) the operation of the Fund has been carried out in accordance with its trust deed, as amended, and in compliance with:
  - a. the requirements of the Superannuation Industry (Supervision) Act 1993 and Regulations, including applicable Superannuation Prudential Standards;
  - b. applicable sections of the Corporations Act 2001 and Regulations; and
  - c. the requirements under s13 of the Financial Sector (Collection of Data) Act 2001;during the year ended 30 June 2019.

This declaration is made in accordance with a resolution of the trustees.

.....  
Damyanti Ghedia

Trustee

13 July 2021

# Minutes of a meeting of the Trustee(s)

held on 13 July 2021 at 33 Finlayson Street Lane Cove, New South Wales 2066

---

<b>PRESENT:</b>	Damyanti Ghedia
<b>MINUTES:</b>	The Chair reported that the minutes of the previous meeting had been signed as a true record.
<b>FINANCIAL STATEMENTS OF SUPERANNUATION FUND:</b>	<p>It was resolved that the financial statements would be prepared as special purpose financial statements as, in the opinion of the trustee(s), the Superannuation Fund is a non-reporting entity and therefore is not required to comply with all Australian Accounting Standards.</p> <p>The Chair tabled the financial statements and notes to the financial statements of the Superannuation Fund in respect of the year ended 30 June 2019 and it was resolved that such statements be and are hereby adopted as tabled.</p>
<b>TRUSTEE'S DECLARATION:</b>	It was resolved that the trustee's declaration of the Superannuation Fund be signed.
<b>ANNUAL RETURN:</b>	Being satisfied that the Fund had complied with the requirements of the Superannuation Industry (Supervision) Act 1993 (SISA) and Regulations during the year ended 30 June 2019, it was resolved that the annual return be approved, signed and lodged with the Australian Taxation Office.
<b>TRUST DEED:</b>	The Chair tabled advice received from the Fund's legal adviser confirming that the fund's trust deed is consistent with all relevant superannuation and trust law.
<b>INVESTMENT STRATEGY:</b>	The allocation of the Fund's assets and the Fund's investment performance over the financial year were reviewed and found to be within the acceptable ranges outlined in the investment strategy. After considering the risk, rate of return, diversification and liquidity of the investments and the ability of the Fund to discharge its existing liabilities, it was resolved that the investment strategy continues to reflect the purposes and circumstances of the Fund and its members. Accordingly, no changes in the investment strategy were required.
<b>INSURANCE COVER:</b>	The trustee(s) reviewed the current life and total and permanent disability insurance coverage on offer to the members and resolved that the current insurance arrangements were appropriate for the Fund.
<b>ALLOCATION OF INCOME:</b>	It was resolved that the income of the Fund would be allocated to the members based on their average daily balance (an alternative allocation basis may be percentage of opening balance).
<b>AUDITORS:</b>	<p>It was resolved that</p> <p>Anthony Boys</p> <p>of</p> <p>Box 3376, Rundle Mall, South Australia 5000</p> <p>act as auditors of the Fund for the next financial year.</p>
<b>TAX AGENTS:</b>	<p>It was resolved that</p> <p>Plusgrowth Pty Limited</p> <p>act as tax agents of the Fund for the next financial year.</p>
<b>TRUSTEE STATUS:</b>	Each of the trustee(s) confirmed that they are qualified to act as trustee(s) of the Fund and that they are not disqualified persons as defined by s 120 of the SISA.

# Minutes of a meeting of the Trustee(s)

held on 13 July 2021 at 33 Finlayson Street Lane Cove, New South Wales 2066

---

**CONTRIBUTIONS RECEIVED:**

It was resolved that the contributions during the year be allocated to members on the basis of the schedule provided by the principal Fund employer.

**ACCEPTANCE OF ROLLOVERS:**

The trustee has ensured that any rollover made to the Fund, meets the requirements of the Fund's deed and does not breach the superannuation laws in relation to:

1. making rollover between Funds; and,
2. breaching the Fund or the member investment strategy.

The trustee has reviewed the rollover and received advice that the rollover is in accordance with the Trust Deed and the rules of the Fund and the superannuation laws. As such the trustee has resolved to accept the rollover on behalf of the member.

**CLOSURE:**

All resolutions for this meeting were made in accordance with the SISA and Regulations.

There being no further business the meeting then closed.

Signed as a true record –

.....  
Damyanti Ghedia

Chairperson