

**Self-managed superannuation
fund annual return****2019**

Who should complete this annual return?

Return year

Only self-managed superannuation funds (SMSFs) can complete this annual return. All other funds must complete the Fund income tax return 2019 (NAT 71287)

The Self-managed superannuation fund annual return instructions 2019 (NAT 71606) (the instructions) can assist you to complete this annual return.

The SMSF annual return cannot be used to notify us of a change in fund membership. You must update fund details via ABR.gov.au or complete the Change of details for superannuation entities form (NAT3036).

Section A: Fund information**1 Tax file number (TFN)**

The Tax Office is authorised by law to request your TFN. You are not obliged to quote your TFN but not quoting it could increase the chance of delay or error in processing your annual return. See the Privacy note in the Declaration.

2 Name of self-managed superannuation fund (SMSF)

ST GIORGIO PTY LTD T/F NARDONE
INVESTMENT SUPERANNUATION FUND

3 Australian business number (ABN)**4 Current postal address****5 Annual return status**

Is this an amendment to the SMSF's 2019 return?

 A N

Is this the first required return for a newly registered SMSF?

 B N**6 SMSF auditor**

Auditor's name

Title

Family name

First given name

Other given names

SMSF Auditor Number

Auditor's phone number

Use Agent address details?

Postal address

Date audit was completed

 A

Was Part A of the audit report qualified ?

 B

Was Part B of the audit report qualified ?

 C

If the audit report was qualified, have the reported issues been rectified?

 D

Sensitive (when completed)

7 **Electronic funds transfer (EFT)**

We need your self-managed super fund's financial institution details to pay any super payments and tax refunds owing to you.

A Fund's financial institution account details

This account is used for super contributions and rollovers. Do not provide a tax agent account here.

Fund BSB number Fund account number

Fund account name (for example, J&Q Citizen ATF J&Q Family SF)

I would like my tax refunds made to this account. Y Print Y for yes or N for no. If Yes, Go to C.

B Financial institution account details for tax refunds

Use Agent Trust Account?

This account is used for tax refunds. You can provide a tax agent account here.

BSB number Account number

Fund account name (for example, J&Q Citizen ATF J&Q Family SF)

C Electronic service address alias

Provide the electronic service address (ESA) issued by your SMSF messaging provider (For example, SMSFdataESAAlias). See instructions for more information.

8 **Status of SMSF**

Australian superannuation fund

A Y
 C Y

Does the fund trust deed allow acceptance of the Government's Super Co-contribution and Low Income Super Contribution?

Fund's tax file number (TFN) 916 833 344

Fund benefit structure B A Code

9 **Was the fund wound up during the income year?**

N Print Y for yes or N for no. If yes, provide the date on which fund was wound up

Have all tax lodgment and payment obligations been met?

10 **Exempt current pension income**

Did the fund pay retirement phase superannuation income stream benefits to one or more members in the income year? Y Print Y for yes or N for no.

To claim a tax exemption for current pension income, you must pay at least the minimum benefit payment under the law. Record exempt current pension income at Label A

If No, Go to Section B: Income

If Yes Exempt current pension income amount A

Which method did you use to calculate your exempt current pension income?

Segregated assets method B X

Unsegregated assets method C

Was an actuarial certificate obtained? D Y Print Y for yes

Did the fund have any other income that was assessable? E Y Print Y for yes or N for no.

Choosing 'No' means that you do not have any assessable income, including no-TFN quoted contributions. If No - Go to Section C: Deductions and non-deductible expenses. (Do not complete Section B: Income.)

If you are entitled to claim any tax offsets, you can list these at Section D: Income tax calculation statement

Section B: Income

Do not complete this section if all superannuation interests in the SMSF were supporting superannuation income streams in the retirement phase for the entire year, there was no other income that was assessable, and you have not realised a deferred notional gain. If you are entitled to claim any tax offsets, you can record these at Section D: Income tax calculation statement.

11 Income

Did you have a capital gains tax (CGT) event during the year? **G** **N** Print Y for yes or N for no.

Have you applied an exemption or rollover? **M** Print Y for yes or N for no.

Code

If the total capital loss or total capital gain is greater than \$10,000 or you elected to use the CGT relief in 2017 and the deferred notional gain has been realised, complete and attach a Capital Gains Tax (CGT) schedule 2019

Net capital gain **A**

Gross rent and other leasing and hiring income **B** 1

Gross interest **C** 1

Forestry managed investment scheme income **X**

Gross foreign income **D1**

Net foreign income **D** Loss

Australian franking credits from a New Zealand company **E**

Transfers from foreign funds **F** Number

Gross payments where ABN not quoted **H** Loss

Gross distribution from partnerships **I** Loss

* Unfranked dividend amount **J**

* Franked dividend amount **K**

* Dividend franking credit **L** Code

* Gross trust distributions **M** Code

Calculation of assessable contributions

Assessable employer contributions **R1** 1

plus Assessable personal contributions **R2**

plus #No-TFN-quoted contributions **R3**

(an amount must be included even if it is zero)

less Transfer of liability to life insurance company or PST **R6**

Assessable contributions (R1 plus R2 plus R3 less R6) **R**

Calculation of non-arm's length income

* Net non-arm's length private company dividends **U1**

plus * Net non-arm's length trust distributions **U2**

plus * Net other non-arm's length income **U3**

* Other income **S** Code

* Assessable income due to changed tax status of fund **T**

Net non-arm's length income (subject to 45% tax rate) (U1 plus U2 plus U3) **U**

#This is a mandatory label
* If an amount is entered at this label, check the instructions to ensure the correct tax treatment has been applied.

GROSS INCOME (Sum of labels A to U) **W** Loss

Exempt current pension income **Y** 23

TOTAL ASSESSABLE INCOME (W less Y) **V** Loss

Section C: Deductions and non-deductible expenses

12 Deductions and non-deductible expenses

Under 'Deductions' list all expenses and allowances you are entitled to claim a deduction for. Under 'Non-deductible expenses', list all other expenses or normally allowable deductions that you cannot claim as a deduction (for example, all expenses related to exempt current pension income should be recorded in the 'Non-deductible expenses' column).

DEDUCTIONS		NON-DEDUCTIBLE EXPENSES	
Interest expenses within Australia	A1 <input type="text"/>	A2 <input type="text"/>	
Interest expenses overseas	B1 <input type="text"/>	B2 <input type="text"/>	
Capital works expenditure	D1 <input type="text" value="25,623"/>	D2 <input type="text" value="9,681"/>	
Decline in value of depreciating assets	E1 <input type="text" value="686"/>	E2 <input type="text" value="259"/>	
Insurance premiums – members	F1 <input type="text"/>	F2 <input type="text"/>	
Death benefit increase	G1 <input type="text"/>		
SMSF auditor fee	H1 <input type="text" value="857"/>	H2 <input type="text" value="324"/>	
Investment expenses	I1 <input type="text" value="75,455"/>	I2 <input type="text" value="40,619"/>	
Management and administration expenses	J1 <input type="text" value="5,145"/>	J2 <input type="text" value="1,846"/>	
Forestry managed investment scheme expense	U1 <input type="text"/>	U2 <input type="text"/>	
Other amounts	L1 <input type="text"/>	L2 <input type="text"/>	
Tax losses deducted	M1 <input type="text"/>		

TOTAL DEDUCTIONS	N <input type="text" value="107,766"/>	(Total A1 to M1)
-------------------------	---	------------------

TOTAL NON-DEDUCTIBLE EXPENSES	Y <input type="text" value="52,729"/>	(Total A2 to L2)
--------------------------------------	--	------------------

#TAXABLE INCOME OR LOSS	O <input type="text" value="255,140"/>	Loss <input type="text"/>
(TOTAL ASSESSABLE INCOME less TOTAL DEDUCTIONS)		

TOTAL SMSF EXPENSES	Z <input type="text" value="160,495"/>	(N plus Y)
----------------------------	---	------------

23

#This is a mandatory label.

Section D: Income tax calculation statement

#Important: Section B label R3, Section C label O and Section D labels A, T1, J, T5 and I are mandatory. If you leave these labels blank you will have specified a zero amount

13 Calculation statement

Please refer to the Self-managed superannuation fund annual return instructions 2019 on how to complete the calculation statement.

#Taxable income	A <input type="text" value="255,140"/>	(an amount must be included even if it is zero)
#Tax on taxable income	T1 <input type="text" value="38,271.14"/>	(an amount must be included even if it is zero)
#Tax on no-TFN-quoted contributions	J <input type="text" value="0.00"/>	(an amount must be included even if it is zero)
Gross tax	B <input type="text" value="38,271.14"/>	(T1 plus J)

24

Foreign income tax offset C1 <input type="text"/>	Non-refundable non-carry forward tax offsets C <input type="text" value="0.00"/> (C1 plus C2)
Rebates and tax offsets C2 <input type="text"/>	

SUBTOTAL 1
T2
(B less C –cannot be less than zero)

Early stage venture capital limited partnership tax offset D1 <input type="text"/>	Non-refundable carry forward tax offsets D <input type="text" value="0.00"/> (D1 plus D2 plus D3 plus D4)
Early stage venture capital limited partnership tax offset carried forward from previous year D2 <input type="text"/>	
Early stage investor tax offset D3 <input type="text"/>	
Early stage investor tax offset carried forward from previous year D4 <input type="text"/>	

SUBTOTAL 2
T3
(T2 less D –cannot be less than zero)

Complying fund's franking credits tax offset E1 <input type="text"/>	Refundable tax offsets E <input type="text" value="0.00"/> (E1 plus E2 plus E3 plus E4)
No-TFN tax offset E2 <input type="text"/>	
National rental affordability scheme tax offset E3 <input type="text"/>	
Exploration credit tax offset E4 <input type="text"/>	

#TAX PAYABLE T5
(T3 less E - cannot be less than zero)

24

Section 102AAM interest charge
G

Credit for interest on early payments – amount of interest

H1

Credit for tax withheld – foreign resident withholding (excluding capital gains)

H2

Credit for tax withheld – where ABN or TFN not quoted (non-individual)

H3

Credit for TFN amounts withheld from payments from closely held trusts

H5

Credit for interest on no-TFN tax offset

H6

Credit for foreign resident capital gains withholding amounts

H8

Eligible credits

H 0.00

(H1 plus H2 plus H3 plus H5 plus H6 plus H8)

#Tax offset refunds (Remainder of refundable tax offsets) **I** 0.00

(unused amount from label E- an amount must be included even if it is zero)

PAYG instalments raised

K 12,548.00

Supervisory levy

L 259.00

Supervisory levy adjustment for wound up funds

M

Supervisory levy adjustment for new funds

N

Total amount of tax payable **S** 25,982.14

(T5 plus G less H less I less K plus L less M plus N)

#This is a mandatory label.

Section E: Losses

14 Losses

If total loss is greater than \$100,000, complete and attach a Losses schedule 2019.

Tax losses carried forward to later income years **U**

Net capital losses carried forward to later income years **V**

Net capital losses brought forward from prior years

Net capital losses carried forward to later income years

Non-Collectables
Collectables

Section F / Section G: **Member Information**

In Section F / G report all current members in the fund at 30 June.
Use Section F / G to report any former members or deceased members who held an interest in the fund at any time during the income year.

Title	MR	See the Privacy note in the Declaration.	Member Number	1
Family name	NARDONE	Member's TFN	622 115 258	
First given name	ROCCO			Account status
Other given names	ANTONIO			<input type="radio"/> Code
Date of birth	16/01/1954	If deceased, date of death		

Contributions

OPENING ACCOUNT BALANCE 1,941,885.14

Employer contributions	A 25,000.00	Proceeds from primary residence disposal	H
ABN of principal employer	A1	Receipt date	H
Personal contributions	B	Assessable foreign superannuation fund amount	I
CGT small business retirement exemption	C	Non-assessable foreign superannuation fund amount	J
CGT small business 15-year exemption amount	D	Transfer from reserve: assessable amount	K
Personal injury election	E	Transfer from reserve: non-assessable amount	L
Spouse and child contributions	F	Contributions from non-complying funds and previously non-complying funds	T
Other third party contributions	G	Any other contributions (including Super Co-contributions and low Income Super Contributions)	M
TOTAL CONTRIBUTIONS	N 25,000.00 (Sum of labels A to M)		

Other transactions

Accumulation phase account balance	S1 410,932.17	Allocated earnings or losses	O 91,140.29	Loss	<input type="checkbox"/>
Retirement phase account balance - Non CDBIS	S2 1,565,539.56	Inward rollovers and transfers	P		
Retirement phase account balance - CDBIS	S3 0.00	Outward rollovers and transfers	Q		Code
TRIS Count	<input type="checkbox"/> 0	Lump Sum payment	R1		Code
		Income stream payment	R2 81,553.70		<input type="checkbox"/> 0
		CLOSING ACCOUNT BALANCE	S 1,976,471.73 S1 plus S2 plus S3		
		Accumulation phase value	X1		
		Retirement phase value	X2		
		Outstanding limited recourse borrowing arrangement amount	Y		

12+k

See the Privacy note in the Declaration.

Title Member's TFN Member Number

Family name Account status Code

First given name

Other given names

Date of birth If deceased, date of death

Contributions

OPENING ACCOUNT BALANCE

Refer to instructions for completing these labels

Employer contributions

A

ABN of principal employer

A1

Personal contributions

B

CGT small business retirement exemption

C

CGT small business 15-year exemption amount

D

Personal injury election

E

Spouse and child contributions

F

Other third party contributions

G

Proceeds from primary residence disposal

H

Receipt date

H

Assessable foreign superannuation fund amount

I

Non-assessable foreign superannuation fund amount

J

Transfer from reserve: assessable amount

K

Transfer from reserve: non-assessable amount

L

Contributions from non-complying funds and previously non-complying funds

T

Any other contributions (including Super Co-contributions and low Income Super Contributions)

M

TOTAL CONTRIBUTIONS N

(Sum of labels A to M)

Other transactions

Accumulation phase account balance

S1

Retirement phase account balance - Non CDBIS

S2

Retirement phase account balance - CDBIS

S3

TRIS Count

Allocated earnings or losses **O**

Inward rollovers and transfers **P**

Outward rollovers and transfers **Q**

Lump Sum payment **R1**

Income stream payment **R2**

CLOSING ACCOUNT BALANCE S

S1 plus S2 plus S3

Accumulation phase value **X1**

Retirement phase value **X2**

Outstanding limited recourse borrowing arrangement amount **Y**

13

Section H: Assets and liabilities

15 ASSETS

15a Australian managed investments

Listed trusts **A**

Unlisted trusts **B**

Insurance policy **C**

Other managed investments **D**

15b Australian direct investments

Cash and term deposits **E**

Debt securities **F**

Loans **G**

Listed shares **H**

Unlisted shares **I**

Limited recourse borrowing arrangements	
Australian residential real property	
J1	<input type="text"/>
Australian non-residential real property	
J2	<input type="text"/>
Overseas real property	
J3	<input type="text"/>
Australian shares	
J4	<input type="text"/>
Overseas shares	
J5	<input type="text"/>
Other	
J6	<input type="text"/>

Limited recourse borrowing arrangements **J**

Non-residential real property **K**

Residential real property **L**

Collectables and personal use assets **M**

Other assets **O**

15c Other investments

Crypto-Currency **N**

15d Overseas direct investments

Overseas shares **P**

Overseas non-residential real property **Q**

Overseas residential real property **R**

Overseas managed investments **S**

Other overseas assets **T**

TOTAL AUSTRALIAN AND OVERSEAS ASSETS **U**
(Sum of labels A to T)

15e In-house assets

Did the fund have a loan to, lease to or investment in, related parties (known as in-house assets) at the end of the income year

15f Limited recourse borrowing arrangements

If the fund had an LRBA were the LRBA borrowings from a licensed financial institution? **A** Print Y for yes or N for no.

Did the members or related parties of the fund use personal guarantees or other security for the LRBA? **B** Print Y for yes or N for no.

16 LIABILITIES

Borrowings for limited recourse borrowing arrangements	V1	<input type="text"/>	
Permissible temporary borrowings	V2	<input type="text"/>	
Other borrowings	V3	<input type="text"/>	
	Borrowings	V	<input type="text" value="0"/>
Total member closing account balances (total of all CLOSING ACCOUNT BALANCES from Sections F and G)		W	<input type="text" value="5,831,088"/>
	Reserve accounts	X	<input type="text"/>
	Other liabilities	Y	<input type="text" value="47,933"/>
TOTAL LIABILITIES		Z	<input type="text" value="5,879,021"/>

6
6

Section I: Taxation of financial arrangements

17 Taxation of financial arrangements (TOFA)

Total TOFA gains	H	<input type="text"/>
Total TOFA losses	I	<input type="text"/>

Section J: Other information

Family trust election status

If the trust or fund has made, or is making, a family trust election, write the four-digit income year specified of the election (for example, for the 2018–19 income year, write 2019). **A**

If revoking or varying a family trust election, print R for revoke or print V for variation, and complete and attach the Family trust election, revocation or variation 2019. **B**

Interposed entity election status

If the trust or fund has an existing election, write the earliest income year specified. If the trust or fund is making one or more elections this year, write the earliest income year being specified and complete an Interposed entity election or revocation 2019 for each election **C**

If revoking an interposed entity election, print R, and complete and attach the Interposed entity election or revocation 2019. **D**

ST GIORGIO PTY LTD T/F NARDONE INVESTMENT SUPERANNUATION FUND
ABN 83 020 686 021

Comparative Trial Balance as at 30 June 2019

	2019 \$ Dr	2019 \$ Cr	2018 \$ Dr	2018 \$ Cr
Income				
0570				1,795.46
0575		1,777.52		3,617.67
0700		429,354.65		384,054.81
0716	Employer Contribution			
			TD	
- Employer Contribution-				
0716.01 Rocco		25,000.00		
- Employer Contribution -				
0716.02 Maria		25,000.00		
		50,000.00		
Expenses				
1510	6,563.63		6,014.54	
1535	1,181.82		2,109.09	
1545	120.00		118.98	
1565	16,421.45		18,336.02	
1615	945.00		1,269.00	
1616	35,304.00		36,606.00	
1685	48.00		211.00	
1716	636.37		4,363.96	
1740			905.64	
1755	11,969.15		10,182.35	
1780	2,713.36		1,200.00	
1790	5,741.38		4,860.65	
1798	259.00		259.00	
1800	974.10		974.00	
1850	39,760.14		42,445.61	
1860	14,591.19		19,521.86	
1950	11,156.82		10,410.09	
1965			240.94	
1998	Income tax on earnings			
1998.01	2,839.41		1,986.12	
1998.02	27,931.73		22,959.88	
	30,771.14		24,946.00	
1999	Income tax on Contribution			

These financial statements are unaudited. They must be read in conjunction with the attached Accountant's Compilation Report and Notes which form part of these financial statements.

ST GIORGIO PTY LTD T/F NARDONE INVESTMENT SUPERANNUATION FUND
ABN 83 020 686 021

Comparative Trial Balance as at 30 June 2019

	2019 \$ Dr	2019 \$ Cr	2018 \$ Dr	2018 \$ Cr
1999.01 - Income tax on Contr -Rocco	3,750.00			
1999.02 - Income Tax On Contr - Maria	3,750.00			
	7,500.00			
Current Assets				
2004 NAB - St Giorgio - 830144396	85,186.12	44	20,174.48	
2006 NAB - 4157	198,650.67	64	10,464.15	
Non Current Assets				
Coogee Plaza - 239-241 Hamilton Rd				
2800.01 - Land & Buildings	3,383,879.30	33	3,378,074.03	
2800.02 - Less: Accumulated Depreciation		418,825.00		382,855.00
2800.99 - Movements in NMV	2,628,867.81		2,628,867.81	
	6,012,747.11	418,825.00	6,006,941.84	382,855.00
2900 Plant & Equipment	13,808.97		13,808.97	
2901 Less Accumulated Depreciation		12,547.00		12,268.00
Current Liabilities				
3325 Taxation		29,119.14		19,081.00
3380 GST Recieved		13,636.00		12,716.00
3384 GST Paid	3,267.00		2,125.00	
3389 GST Clearing		262.37		42.00
3392 ATO - ICA	288.00	68		
Non Current Liabilities				
3960 Bonds Held				
3960.05 - Shop 5		8,470.00		8,470.00
		8,470.00		8,470.00

These financial statements are unaudited. They must be read in conjunction with the attached Accountant's Compilation Report and Notes which form part of these financial statements.

ST GIORGIO PTY LTD T/F NARDONE INVESTMENT SUPERANNUATION FUND

ABN 83 020 686 021

Comparative Trial Balance as at 30 June 2019

3

	2019 \$ Dr	2019 \$ Cr	2018 \$ Dr	2018 \$ Cr
Equity				
4000 Members Balance				
4000.01 - Members balance - Rocco		373,713.61		1,902,989.84
4000.02 - Members Balance - Maria		3,676,281.30		3,816,782.44
4000.03 - Members Balance		1,568,171.53		29,750.00
4000.04 - Members Balance				29,750.00
		<u>5,618,166.44</u>		<u>5,779,272.28</u>
4010 Rollover				
4010.01 - Rollover - Rocco			1,540,500.00	
4010.02 - Rollover - Maria			270,250.00	
4010.03 - Rollover				1,540,500.00
4010.04 - Rollover			29,750.00	
			<u>1,840,500.00</u>	<u>1,540,500.00</u>
4080 Pension Paid				
4080.03 - Pension Paid	81,553.70		65,599.05	
	<u>81,553.70</u>		<u>65,599.05</u>	
	<u>6,582,158.12</u>	<u>6,582,158.12</u>	<u>8,144,630.22</u>	<u>8,144,630.22</u>
Net Profit		294,475.62		204,493.21

These financial statements are unaudited. They must be read in conjunction with the attached Accountant's Compilation Report and Notes which form part of these financial statements.

4

ST GIORGIO PTY LTD T/F NARDONE INVESTMENT SUPERANNUATION FUND
ABN 83 020 686 021
Operating Statement
For the year ended 30 June 2019

	Note	2019 \$	2018 \$
Revenue			
Employer Contribution- Rocco		25,000.00	
Employer Contribution - Maria		25,000.00	
Other revenue	2	431,132.17	389,467.94
Total revenue		<u>481,132.17</u>	<u>389,467.94</u>
Expenses			
General administration	3	148,385.41	160,028.73
Total expenses		<u>148,385.41</u>	<u>160,028.73</u>
Benefits Accrued as a Result of Operations Before Income Tax			
		332,746.76	229,439.21
Income tax expense	4	38,271.14	24,946.00
Benefits Accrued as a Result of Operations	5	<u>294,475.62</u>	<u>204,493.21</u>

These financial statements are unaudited. They must be read in conjunction with the attached Accountant's Compilation Report and Notes which form part of these financial statements.

ST GIORGIO PTY LTD T/F NARDONE INVESTMENT SUPERANNUATION FUND
ABN 83 020 686 021
Detailed Operating Statement
For the year ended 30 June 2019

	Note	2019 \$	2018 \$
Revenue			
Employer Contribution			
- Employer Contribution- Rocco		25,000.00	
- Employer Contribution - Maria		25,000.00	
		<u>50,000.00</u>	
Insurance recoveries			1,795.46
Interest received		1,777.52	3,617.67
Rent received		429,354.65	384,054.81
Total revenue		<u>481,132.17</u>	<u>389,467.94</u>
Expenses			
Accountancy		6,563.63	6,014.54
Audit fees		1,181.82	2,109.09
Bank Fees And Charges		120.00	118.98
Cleaning and rubbish removal		16,421.45	18,336.02
Depreciation - plant		945.00	1,269.00
Depreciation - buildings		35,304.00	36,606.00
Filing Fees		48.00	211.00
Gardening		636.37	4,363.96
Hire/rent of Plant & Equipment			905.64
Insurance		11,969.15	10,182.35
Legal fees		2,713.36	1,200.00
Light & power		5,741.38	4,860.65
Supervisory Levy		259.00	259.00
Materials & supplies		974.10	974.00
Rates & Land Taxes		39,760.14	42,445.61
Repairs and Maintenance		14,591.19	19,521.86
Water Consumption		11,156.82	10,410.09
Wages			240.94
Total expenses		<u>148,385.41</u>	<u>160,028.73</u>
Benefits Accrued as a Result of Operations Before Income Tax			
		332,746.76	229,439.21
Income tax expense	4	38,271.14	24,946.00
Benefits Accrued as a Result of Operations	5	<u>294,475.62</u>	<u>204,493.21</u>

These financial statements are unaudited. They must be read in conjunction with the attached Accountant's Compilation Report and Notes which form part of these financial statements.

ST GIORGIO PTY LTD T/F NARDONE INVESTMENT SUPERANNUATION FUND

ABN 83 020 686 021

Statement of Financial Position as at 30 June 2019

	Note	2019 \$	2018 \$
Other Assets			
NAB - St Giorgio - 830144396	44	85,186.12	20,174.48
NAB - 4157	64	198,650.67	10,464.15
Land & Buildings		3,383,879.30	3,378,074.03
Less: Accumulated Depreciation		(418,825.00)	(382,855.00)
Movements in NMV		2,628,867.81	2,628,867.81
Plant & Equipment		13,808.97	13,808.97
Less Accumulated Depreciation		(12,547.00)	(12,268.00)
Total other assets		<u>5,879,020.87</u>	<u>5,656,266.44</u>
Total assets		<u>5,879,020.87</u>	<u>5,656,266.44</u>
Liabilities			
Income tax payable	4	29,119.14	19,081.00
GST Recieved		13,636.00	12,716.00
GST Paid		(3,267.00)	(2,125.00)
GST Clearing		262.37	(42.00)
ATO - ICA		(288.00)	
Shop 5		8,470.00	8,470.00
Total liabilities		<u>47,932.51</u>	<u>38,100.00</u>
Net Assets Available to Pay Benefits		<u>5,831,088.36</u>	<u>5,618,166.44</u>
Represented by:			
Liability for Accrued Members' Benefits			
Allocated to members'accounts		<u>5,831,088.36</u>	<u>5,618,166.44</u>
	5	<u>5,831,088.36</u>	<u>5,618,166.44</u>

These financial statements are unaudited. They must be read in conjunction with the attached Accountant's Compilation Report and Notes which form part of these financial statements.

7
ST GIORGIO PTY LTD T/F NARDONE INVESTMENT SUPERANNUATION FUND
ABN 83 020 686 021

Detailed Statement of Financial Position as at 30 June 2019

	2019 \$	2018 \$
Other Assets		
NAB - St Giorgio - 830144396	85,186.12	20,174.48
NAB - 4157	198,650.67	10,464.15
Land & Buildings	3,383,879.30	3,378,074.03
Less: Accumulated Depreciation	(418,825.00)	(382,855.00)
Movements in NMV	2,628,867.81	2,628,867.81
Plant & Equipment	13,808.97	13,808.97
Less Accumulated Depreciation	(12,547.00)	(12,268.00)
Total other assets	<u>5,879,020.87</u>	<u>5,656,266.44</u>
Total assets	<u>5,879,020.87</u>	<u>5,656,266.44</u>
Liabilities		
Taxation	29,119.14	19,081.00
GST Recieved	13,636.00	12,716.00
GST Paid	(3,267.00)	(2,125.00)
GST Clearing	262.37	(42.00)
ATO - ICA	(288.00)	
Shop 5	8,470.00	8,470.00
Total liabilities	<u>47,932.51</u>	<u>38,100.00</u>
Net Assets Available to Pay Benefits	<u><u>5,831,088.36</u></u>	<u><u>5,618,166.44</u></u>
Represented by:		
Liability for Accrued Members' Benefits		
Allocated to members' accounts	<u>5,831,088.36</u>	<u>5,618,166.44</u>
	<u><u>5,831,088.36</u></u>	<u><u>5,618,166.44</u></u>

These financial statements are unaudited. They must be read in conjunction with the attached Accountant's Compilation Report and Notes which form part of these financial statements.

ST GIORGIO PTY LTD T/F NARDONE INVESTMENT SUPERANNUATION FUND
ABN 83 020 686 021

Depreciation Schedule for the year ended 30 June, 2019

PLANT AND EQUIPMENT	DISPOSAL		ADDITION				DEPRECIATION			PROFIT		LOSS					
	Total	Priv	OWDV	Date	Consid	Date	Value	T	Rate	Deprec	Priv	CWDV	Upto +	Above	Total -	Priv	
BOLLARDS	3,116	0.00	126	0	0	0	126	D	30.00	38	0	88	0	0	0	0	0
SECURITY CAMERAS	4,676	0.00	189	0	0	0	189	D	30.00	57	0	132	0	0	0	0	0
Sony CCTV Camera	158	0.00	0	0	0	0	0	D	100.00	0	0	0	0	0	0	0	0
Revamp Panel Lightbox	2,130	0.00	865	0	0	0	865	D	15.00	130	0	735	0	0	0	0	0
Fence	83	0.00	35	0	0	0	35	D	15.00	5	0	30	0	0	0	0	0
Reticulation Timer	95	0.00	0	0	0	0	0	D	100.00	0	0	0	0	0	0	0	0
Solenoid Timer	73	0.00	0	0	0	0	0	D	100.00	0	0	0	0	0	0	0	0
Fence	751	0.00	326	0	0	0	326	D	15.00	49	0	277	0	0	0	0	0
Vacuum Push Sweeper	2,727	0.00	0	0	0	0	0	W	100.00	0	0	0	0	0	0	0	0
	<u>13,809</u>		<u>1,541</u>	<u>0</u>	<u>0</u>	<u>0</u>	<u>1,541</u>			<u>279</u>	<u>0</u>	<u>1,262</u>					
									Deduct Private Portion								
									Net Depreciation	<u>279</u>							

These financial statements are unaudited. They must be read in conjunction with the attached Accountant's Compilation Report and Notes which form part of these financial statements.

2

ST GIORGIO PTY LTD T/F NARDONE INVESTMENT SUPERANNUATION FUND
ABN 83 020 686 021

Depreciation Schedule for the year ended 30 June, 2019

	500.00	28/07/15	500	0.00	3,395	0	0	3,395	P	2.50	12	0	0	3,383	0	0	0	0
Buildings																		
Design Fees - Edward Keogh	1,800.00	06/10/15	1,800	0.00	1,677	0	0	1,677	P	2.50	45	0	0	1,632	0	0	0	0
Design Fees - Francis Wee & Assoc	700.00	30/10/15	700	0.00	652	0	0	652	P	2.50	18	0	0	634	0	0	0	0
Assessment Plans	1,069.72	03/11/15	1,070	0.00	998	0	0	998	P	2.50	27	0	0	971	0	0	0	0
Building Permits	1,560.00	30/06/16	1,560	0.00	1,482	0	0	1,482	P	2.50	39	0	0	1,443	0	0	0	0
Planning Investigations	3,295.18	26/09/16	3,295	0.00	3,150	0	0	3,150	P	2.50	82	0	0	3,068	0	0	0	0
MW Urban - Development Fees	1,462.50	29/11/16	1,462	0.00	1,404	0	0	1,404	P	2.50	37	0	0	1,367	0	0	0	0
MW Urban - Planning Fees	666.00	12/01/17	666	0.00	641	0	0	641	P	2.50	17	0	0	624	0	0	0	0
Naturaliste Land Surveys	2,000.00	01/02/17	2,000	0.00	1,929	0	0	1,929	P	2.50	50	0	0	1,879	0	0	0	0
Naturaliste Land Surveys	4,545.45	02/02/17	4,545	0.00	4,385	0	0	4,385	P	2.50	114	0	0	4,271	0	0	0	0
Alliance Steel Fabricators - Roof & Can	1,939.23	07/02/17	1,939	0.00	1,872	0	0	1,872	P	2.50	48	0	0	1,824	0	0	0	0
McLeods Solicitors - Easement Lot 502	181.82	10/02/17	182	0.00	175	0	0	175	P	2.50	5	0	0	170	0	0	0	0
Perth Asphalt & Earthmoving	750.00	15/03/17	750	0.00	725	0	0	725	P	2.50	19	0	0	706	0	0	0	0
GoldStar Fencing - Remove Asbestos Fence	9,090.91	22/03/17	9,091	0.00	8,801	0	0	8,801	P	2.50	227	0	0	8,574	0	0	0	0
Milan WA Construction - Building Stage	300.00	06/04/17	300	0.00	290	0	0	290	P	2.50	8	0	0	282	0	0	0	0
Naturaliste Land Surveys	295.00	24/04/17	295	0.00	287	0	0	287	P	2.50	7	0	0	280	0	0	0	0
City of Cockburn - Development Approval	24.85	24/04/17	25	0.00	0	0	0	0	W	100.00	0	0	0	0	0	0	0	0
LandGate - Certificate of Title																		

These financial statements are unaudited. They must be read in conjunction with the attached Accountant's Compilation Report and Notes which form part of these financial statements.

ST GIORGIO PTY LTD T/F NARDONE INVESTMENT SUPERANNUATION FUND
ABN 83 020 686 021

Depreciation Schedule for the year ended 30 June, 2019

	Total	DISPOSAL		ADDITION		DEPRECIATION			PROFIT		LOSS							
		Priv	OWDV	Date	Consid	Date	Cost	Value	T	Rate	Deprec	Priv	CWDV	Uplo +	Above	Total -	Priv	
Milan WA Construction - Building Claim	16,364	0.00	15,884	0	0	0	15,884	P	2.50	409	0	15,485	0	0	0	0	0	0
Milan WA Construction - Building Claim	4,545	0.00	4,417	0	0	0	4,417	P	2.50	114	0	4,303	0	0	0	0	0	0
Milan WA Construction - Building Claim	13,636	0.00	13,253	0	0	0	13,253	P	2.50	341	0	12,912	0	0	0	0	0	0
GoldStar Fencing - Install Colorbond	970	0.00	943	0	0	0	943	P	2.50	24	0	919	0	0	0	0	0	0
Milan WA Construction - Building Claim	13,636	0.00	13,274	0	0	0	13,274	P	2.50	341	0	12,933	0	0	0	0	0	0
TradeMark Constructions - Ceilings	8,000	0.00	7,797	0	0	0	7,797	P	2.50	200	0	7,597	0	0	0	0	0	0
Milan WA Construction	18,182	0.00	17,734	0	0	0	17,734	P	2.50	455	0	17,279	0	0	0	0	0	0
Milan WA Construction	18,182	0.00	17,739	0	0	0	17,739	P	2.50	455	0	17,284	0	0	0	0	0	0
Milan WA Construction	9,091	0.00	8,869	0	0	0	8,869	P	2.50	227	0	8,642	0	0	0	0	0	0
Lamp Replacements Aust	1,154	0.00	0	0	0	0	0	W	100.00	0	0	0	0	0	0	0	0	0
City of Cockburn	159	0.00	0	0	0	0	0	W	100.00	0	0	0	0	0	0	0	0	0
Milan WA Construction	18,182	0.00	17,817	0	0	0	17,817	P	2.50	455	0	17,362	0	0	0	0	0	0
Milan WA Construction	13,636	0.00	13,373	0	0	0	13,373	P	2.50	341	0	13,032	0	0	0	0	0	0
TradeMark Constructions	6,552	0.00	6,431	0	0	0	6,431	P	2.50	164	0	6,267	0	0	0	0	0	0
WA Milan Construction	13,636	0.00	13,403	0	0	0	13,403	P	2.50	341	0	13,062	0	0	0	0	0	0
Kerb Doctor	1,398	0.00	1,377	0	0	0	1,377	P	2.50	35	0	1,342	0	0	0	0	0	0
TradeMark Constructions	7,576	0.00	7,462	0	0	0	7,462	P	2.50	189	0	7,273	0	0	0	0	0	0
Rexel Electrical	396	0.00	0	0	0	0	0	W	100.00	0	0	0	0	0	0	0	0	0
Brikmakers	1,143	0.00	1,126	0	0	0	1,126	P	2.50	29	0	1,097	0	0	0	0	0	0
WA Milan Construction	6,745	0.00	6,681	0	0	0	6,681	P	2.50	169	0	6,512	0	0	0	0	0	0
Building Licence Certificate	580	0.00	0	0	0	0	0	W	100.00	0	0	0	0	0	0	0	0	0
Shop 10 Completion	3,028	0.00	0	0	0	3,028	3,028	D	2.50	18	0	3,010	0	0	0	0	0	0
Electrical Upgrades	2,368	0.00	0	0	0	2,368	2,368	D	2.50	11	0	2,357	0	0	0	0	0	0

These financial statements are unaudited. They must be read in conjunction with the attached Accountant's Compilation Report and Notes which form part of these financial statements.

ST GIORGIO PTY LTD T/F NARDONE INVESTMENT SUPERANNUATION FUND

ABN 83 020 686 021

Depreciation Schedule for the year ended 30 June, 2019

Lease Survey Shop	409,09	12/06/19	Total	Priv	OWDV	DISPOSAL		ADDITION	Value	DEPRECIATION		CWDV	PROFIT		LOSS		
						Date	Consid			Date	Rate		Deprec	Upto	Above	Total	Priv
	409	0	409	0.00	0	0	12/06/19	409	409	100.00	409	0	0	0	0	0	0
	209,748	199,453	209,748	0	5,805	205,258	5,482	199,776	0	0	5,482	0	199,776	0	0	0	0
						Deduct Private Portion	0										
			Net Depreciation				5,482										

These financial statements are unaudited. They must be read in conjunction with the attached Accountant's Compilation Report and Notes which form part of these financial statements.

ST GIORGIO PTY LTD T/F NARDONE INVESTMENT SUPERANNUATION FUND**ABN 83 020 686 021****Member's Information Statement****For the year ended 30 June 2019**

	2019	2018
	\$	\$
Rocco Nardone		
Members balance - Rocco	373,713.61	1,902,989.84
Rollover - Rocco		(1,540,500.00)
Allocated earnings	18,807.97	13,209.89
Employer Contribution- Rocco	25,000.00	
Income tax on earnings	(2,839.41)	(1,986.12)
Income tax on Contr -Rocco	(3,750.00)	
Balance as at 30 June 2019	<u>410,932.17</u>	<u>373,713.61</u>
Withdrawal benefits at the beginning of the year	373,713.61	1,902,989.84
Withdrawal benefits at 30 June 2019	410,932.17	373,713.61

Withdrawal Benefit

Your withdrawal benefit is the amount you are entitled to on resignation or retirement and represent the sum of:

- member contributions
- superannuation guarantee contributions
- award contributions
- other employer contributions made on your behalf

and earnings (after income tax) associated with the above contributions.

The preserved portion of your withdrawal benefit is the amount which cannot be paid out until you permanently retire from the workforce on or after age 55. The preservation age is to be increased from 55 to 60, on a phased in basis, by 2025.

Withdrawing Funds

Should a member wish to withdraw some or all of their withdrawal benefits from the fund, they should contact the administrator prior to taking action to be advised of their benefit entitlements at date of disposal.

Eligible Rollover Fund

These financial statements are unaudited. They must be read in conjunction with the attached Accountant's Compilation Report and Notes which form part of these financial statements.

12

ST GIORGIO PTY LTD T/F NARDONE INVESTMENT SUPERANNUATION FUND
ABN 83 020 686 021
Member's Information Statement
For the year ended 30 June 2019

2019	2018
\$	\$

The Fund has selected an 'eligible rollover fund' to which it will transfer benefits belonging to 'lost' members or unclaimed benefits.

Government regulations define members as 'lost' if two consecutive reports, sent at least six months apart, are returned unclaimed to the fund.

Unclaimed benefits are those belonging to members who have left their employer and fail to give instructions to the Fund for the disbursement of their benefit within 90 days of exiting.

In each case the Fund will transfer these benefits to [INSERT DETAILS]. If you would like further details about this fund, or if your benefits have been transferred to it, please contact:

The Administrator

[INSERT DETAILS].

[INSERT DETAILS].

[INSERT DETAILS].

[INSERT DETAILS].

Contact Details

As required by the Superannuation Industry (Supervision) Regulations 1994, should you require any assistance in understanding your entitlement benefits or wish to obtain further details of your investment and entitlements, please contact, ROCCO NARDONE or write to The Trustee ST GIORGIO PTY LTD T/F NARDONE INVESTMENT SUPERANNUATION FUND.

ST GIORGIO PTY LTD T/F NARDONE INVESTMENT SUPERANNUATION FUND**ABN 83 020 686 021****Member's Information Statement****For the year ended 30 June 2019**

14

	2019	2018
	\$	\$
Maria Nardone		
Members Balance - Maria	3,676,281.30	3,816,782.44
Rollover - Maria		(270,250.00)
Allocated earnings	185,017.06	152,708.74
Employer Contribution - Maria	25,000.00	
Income tax on earnings	(27,931.73)	(22,959.88)
Income Tax On Contr - Maria	(3,750.00)	
Balance as at 30 June 2019	<u>3,854,616.63</u>	<u>3,676,281.30</u>
Withdrawal benefits at the beginning of the year	3,676,281.30	3,816,782.44
Withdrawal benefits at 30 June 2019	3,854,616.63	3,676,281.30

Withdrawal Benefit

Your withdrawal benefit is the amount you are entitled to on resignation or retirement and represent the sum of:

- member contributions
- superannuation guarantee contributions
- award contributions
- other employer contributions made on your behalf

and earnings (after income tax) associated with the above contributions.

The preserved portion of your withdrawal benefit is the amount which cannot be paid out until you permanently retire from the workforce on or after age 55. The preservation age is to be increased from 55 to 60, on a phased in basis, by 2025.

Withdrawing Funds

Should a member wish to withdraw some or all of their withdrawal benefits from the fund, they should contact the administrator prior to taking action to be advised of their benefit entitlements at date of disposal.

Eligible Rollover Fund

These financial statements are unaudited. They must be read in conjunction with the attached Accountant's Compilation Report and Notes which form part of these financial statements.

15

ST GIORGIO PTY LTD T/F NARDONE INVESTMENT SUPERANNUATION FUND

ABN 83 020 686 021

Member's Information Statement

For the year ended 30 June 2019

2019
\$

2018
\$

The Fund has selected an 'eligible rollover fund' to which it will transfer benefits belonging to 'lost' members or unclaimed benefits.

Government regulations define members as 'lost' if two consecutive reports, sent at least six months apart, are returned unclaimed to the fund.

Unclaimed benefits are those belonging to members who have left their employer and fail to give instructions to the Fund for the disbursement of their benefit within 90 days of exiting.

In each case the Fund will transfer these benefits to [INSERT DETAILS]. If you would like further details about this fund, or if your benefits have been transferred to it, please contact:

The Administrator

[INSERT DETAILS].

[INSERT DETAILS].

[INSERT DETAILS].

[INSERT DETAILS].

Contact Details

As required by the Superannuation Industry (Supervision) Regulations 1994, should you require any assistance in understanding your entitlement benefits or wish to obtain further details of your investment and entitlements, please contact, ROCCO NARDONE or write to The Trustee ST GIORGIO PTY LTD T/F NARDONE INVESTMENT SUPERANNUATION FUND.

ST GIORGIO PTY LTD T/F NARDONE INVESTMENT SUPERANNUATION FUND

ABN 83 020 686 021

Member's Information Statement

For the year ended 30 June 2019

16

	2019	2018
	\$	\$
Rocco Nardone (Pension - Cap)		
Members Balance	1,568,171.53	29,750.00
Rollover		1,540,500.00
Allocated earnings	78,921.73	63,520.58
Pension Paid	(81,553.70)	(65,599.05)
Balance as at 30 June 2019	<u>1,565,539.56</u>	<u>1,568,171.53</u>
Withdrawal benefits at the beginning of the year	1,568,171.53	29,750.00
Withdrawal benefits at 30 June 2019	1,565,539.56	1,568,171.53

Withdrawal Benefit

Your withdrawal benefit is the amount you are entitled to on resignation or retirement and represent the sum of:

- member contributions
- superannuation guarantee contributions
- award contributions
- other employer contributions made on your behalf

and earnings (after income tax) associated with the above contributions.

The preserved portion of your withdrawal benefit is the amount which cannot be paid out until you permanently retire from the workforce on or after age 55. The preservation age is to be increased from 55 to 60, on a phased in basis, by 2025.

Withdrawing Funds

Should a member wish to withdraw some or all of their withdrawal benefits from the fund, they should contact the administrator prior to taking action to be advised of their benefit entitlements at date of disposal.

Eligible Rollover Fund

The Fund has selected an 'eligible rollover fund' to which it will transfer benefits belonging to 'lost' members or unclaimed benefits.

These financial statements are unaudited. They must be read in conjunction with the attached Accountant's Compilation Report and Notes which form part of these financial statements.

17

ST GIORGIO PTY LTD T/F NARDONE INVESTMENT SUPERANNUATION FUND
ABN 83 020 686 021
Member's Information Statement
For the year ended 30 June 2019

2019
\$

2018
\$

Government regulations define members as 'lost' if two consecutive reports, sent at least six months apart, are returned unclaimed to the fund.

Unclaimed benefits are those belonging to members who have left their employer and fail to give instructions to the Fund for the disbursement of their benefit within 90 days of exiting.

In each case the Fund will transfer these benefits to [INSERT DETAILS]. If you would like further details about this fund, or if your benefits have been transferred to it, please contact:

The Administrator

[INSERT DETAILS].

[INSERT DETAILS].

[INSERT DETAILS].

[INSERT DETAILS].

Contact Details

As required by the Superannuation Industry (Supervision) Regulations 1994, should you require any assistance in understanding your entitlement benefits or wish to obtain further details of your investment and entitlements, please contact, ROCCO NARDONE or write to The Trustee ST GIORGIO PTY LTD T/F NARDONE INVESTMENT SUPERANNUATION FUND.

ST GIORGIO PTY LTD T/F NARDONE INVESTMENT SUPERANNUATION FUND

ABN 83 020 686 021

Member's Information Statement

For the year ended 30 June 2019

18

	2019	2018
	\$	\$
<hr/>		
Maria Nardone		
Members Balance		29,750.00
Rollover		(29,750.00)
Balance as at 30 June 2019	<hr/>	<hr/>
	<hr/>	<hr/>
Withdrawal benefits at the beginning of the year		29,750.00
Withdrawal benefits at 30 June 2019		

Withdrawal Benefit

Your withdrawal benefit is the amount you are entitled to on resignation or retirement and represent the sum of:

- member contributions
- superannuation guarantee contributions
- award contributions
- other employer contributions made on your behalf

and earnings (after income tax) associated with the above contributions.

The preserved portion of your withdrawal benefit is the amount which cannot be paid out until you permanently retire from the workforce on or after age 55. The preservation age is to be increased from 55 to 60, on a phased in basis, by 2025.

Withdrawing Funds

Should a member wish to withdraw some or all of their withdrawal benefits from the fund, they should contact the administrator prior to taking action to be advised of their benefit entitlements at date of disposal.

Eligible Rollover Fund

The Fund has selected an 'eligible rollover fund' to which it will transfer benefits belonging to 'lost' members or unclaimed benefits.

Government regulations define members as 'lost' if two consecutive reports, sent at least six months apart, are returned unclaimed to the fund.

These financial statements are unaudited. They must be read in conjunction with the attached Accountant's Compilation Report and Notes which form part of these financial statements.

19

ST GIORGIO PTY LTD T/F NARDONE INVESTMENT SUPERANNUATION FUND
ABN 83 020 686 021
Member's Information Statement
For the year ended 30 June 2019

2019
\$

2018
\$

Unclaimed benefits are those belonging to members who have left their employer and fail to give instructions to the Fund for the disbursement of their benefit within 90 days of exiting.

In each case the Fund will transfer these benefits to [INSERT DETAILS]. If you would like further details about this fund, or if your benefits have been transferred to it, please contact:

The Administrator
[INSERT DETAILS].
[INSERT DETAILS].
[INSERT DETAILS].
[INSERT DETAILS].

Contact Details

As required by the Superannuation Industry (Supervision) Regulations 1994, should you require any assistance in understanding your entitlement benefits or wish to obtain further details of your investment and entitlements, please contact, ROCCO NARDONE or write to The Trustee ST GIORGIO PTY LTD T/F NARDONE INVESTMENT SUPERANNUATION FUND.

ST GIORGIO PTY LTD T/F NARDONE INVESTMENT SUPERANNUATION FUND 20


ABN 83 020 686 021

Member's Information Statement

For the year ended 30 June 2019

	2019 \$	2018 \$
Amounts Allocatable to Members		
Yet to be allocated at the beginning of the year		
Benefits accrued as a result of operations as per the operating statement	294,475.62	204,493.21
Rollover - Rocco		(1,540,500.00)
Rollover - Maria		(270,250.00)
Rollover		1,540,500.00
Rollover		(29,750.00)
Pension Paid	(81,553.70)	(65,599.05)
Amount allocatable to members	<u>212,921.92</u>	<u>(161,105.84)</u>
Allocation to members		
Rocco Nardone	37,218.56	(1,529,276.23)
Maria Nardone	178,335.33	(140,501.14)
Rocco Nardone (Pension - Cap)	(2,631.97)	1,538,421.53
Maria Nardone		(29,750.00)
Total allocation	<u>212,921.92</u>	<u>(161,105.84)</u>
Yet to be allocated	<u>212,921.92</u>	<u>(161,105.84)</u>
Members Balances		
Rocco Nardone	410,932.17	373,713.61
Maria Nardone	3,854,616.63	3,676,281.30
Rocco Nardone (Pension - Cap)	1,565,539.56	1,568,171.53
Allocated to members accounts	<u>5,831,088.36</u>	<u>5,618,166.44</u>
Yet to be allocated		
Liability for accrued members benefits	<u>5,831,088.36</u>	<u>5,618,166.44</u>

These financial statements are unaudited. They must be read in conjunction with the attached Accountant's Compilation Report and Notes which form part of these financial statements.



SMSF Allocation of Tax Payable & Earnings

*Do not put any data into the green cells
Only put Data into the blue cells*

Name of Fund	Nardone Investment Superannuation Fund
---------------------	--

Year

2019

Income Tax Payable per Income
Tax Reconciliation worksheet

\$ 38,271.14

This amount represents the
income tax attributable to the
earnings of the SMSF

\$ 30,771.14

Super Contributions:

- Member 1
- Member 2
- Member 3
- Member 4

Tax on Conts

\$ 25,000.00	\$ 3,750.00
\$ 25,000.00	\$ 3,750.00
\$ -	\$ -
\$ -	\$ -

Total

\$ 50,000.00	\$ 7,500.00
--------------	-------------

Tax on Earnings

Total
Less Insurance Earnings
Tax on Earnings
to be Allocated

Earnings allocated

- Member 1
- Member 2
- Member 3
- Member 4

\$18,807.97	\$ -	\$18,807.97	\$ 2,839.41
\$185,017.06	\$ -	\$185,017.06	\$27,931.73
\$78,921.73	\$ -	\$78,921.73	\$ -
\$0.00	\$ -	\$0.00	\$ -

Total Tax - this must match H10

\$30,771.14

Allocation In Accounts

- Member 1
- Member 2
- Member 3
- Member 4

\$37,218.56
\$178,335.33
-\$2,631.97
\$0.00

\$320,335.33

Has any member paid
Superannuation surcharge for year?
Enter amounts below

Member 1	\$ -
Member 2	\$ -
Member 3	\$ -
Member 4	\$ -

Here is your entry


ITE - Earnings Mem 1	\$2,839.41	
ITE - Earnings Mem 2	\$27,931.73	
ITE - Earnings Mem 3	\$0.00	Check Tax - Pension Member?
ITE - Earnings Mem 4	\$0.00	
ITE - Contributions Mem 1	\$3,750.00	
ITE - Contributions Mem 2	\$3,750.00	
ITE - Contributions Mem 3	\$0.00	
ITE - Contributions Mem 4	\$0.00	
Provision for Tax		\$38,271.14

Enter - Co-Confs and Govt Co-confs into
the SMSF & Trasfers In

Member 1	
Member 2	
Member 3	
Member 4	

Enter benefits paid out to
members

Member 1	\$ -
Member 2	\$ -
Member 3	\$ 81,553.70
Member 4	\$ -



SMSF Allocation of Earnings

Name of Fund Nardone Investment Superannuation Fund

Members Opening Balance

Member 1	\$ 373,713.61
Member 2	\$ 3,676,281.30
Member 3	\$ 1,568,171.53
Member 4	\$ -
Total	\$ 5,618,166.44

Insurance

\$ -	1	
\$ -	1	
\$ -	2	
\$ -	1	
\$ -		

If member is in pension phase enter "2" below

Net Profit per Handledger Accounts - \$332,746.76

Less Contributions	\$ 50,000.00	\$ 294,475.62
		251618.49
Add Insurance	\$ -	\$ 289,889.63

Net Earnings of SMSF after adjusting for Contributions & Insurance

\$ 4,049,994.91	\$ 30,771.14
9.23	\$ 2,839.41
90.77	\$ 27,931.73
	\$ -
\$	\$ 30,771.14

Allocation of Earnings

Member 1	\$18,807.97
Member 2	\$185,017.06
Member 3	\$78,921.73
Member 4	\$0.00

Total \$282,746.76

22

Vertical line on the left side of the page.

SMSF Income Tax Reconciliation

23


Name of Fund

Nardone Investment Superannuation Fund

Year Ending

2019

Rent			429,354.65
Other Income			-
Assessable contributions			50,000.00
Capital gain	0.00	Discount	-
<i>Dividends</i>			
Unfranked			-
Franked			-
Interest			1,777.52
Trust distribution			-
Exempt pension income	431,132	27.422%	(118,225.06)
<i>Rental expenses</i>			
Capital works deduction	0	72.58%	-
Depreciation LVP	0	72.58%	-
Depreciation	0	72.58%	-
Leasing fee	0	72.58%	-
Insurance	0	72.58%	-
Rates	0	72.58%	-
Repairs and maintenance	0	72.58%	-
<i>Other expenses</i>			
ATO Levy	(259)	100.00%	(259.00)
Accounting fees	(6,564)	72.58%	(4,763.75)
Audit Fees	(1,182)	72.58%	(857.74)
ASIC Fees	(48)	72.58%	(34.84)
Bank charges	(120)	72.58%	(87.09)
Depreciation on Investments	(6,990.63)	(945)	72.58%
Interest on Loans	0	72.58%	-
Depreciation on Buildings	(35,304)	72.58%	(25,622.94)
Investment Expenses	(103,964)	72.58%	(75,454.96)
			-
TAXABLE INCOME	(148,385.41)		255,140.92
GROSS TAX PAYABLE @	15.00%		38,271.14
Less:			
Instalments Paid	Sept	3,137.00	
	Dec	3,137.00	
	March	3,137.00	
	June	3,137.00	
			12,548.00
SUB TOTAL			25,723.14
Rebates & Other Credits:			
FTC		\$ -	
Imputation credits		\$ -	
TFN Withholding		\$ -	
		\$ -	\$ -
Less Supervisory Levy			\$ 259.00
NET TAX PAYABLE / (REFUND)			\$ 25,982.14



SMSF Income Tax Reconciliation

Name of Fund

Nardone Investment Superannuation Fund

29

Year Ending

2019

Income (Loss) per the accounts at year end

\$332,746.76

Add:

Unrealised Losses (per Handledger accs)

Realised Losses (per Handledger accs)

Non Deductible Expenses

Other

\$	-

Total

\$ -

Adjusted Taxable Income

\$ 332,746.76

Less:

Unrealised Profits (per Handledger accs)

Realised Profits (per Handledger accs)

Non Taxable Income

Audio Note on trust income

Un-deducted contributions

Audio note on 'other'

Exempt Pension Income

Exempt Income

Exempt Expenses

\$	-
\$	-
\$	-

118225.06

-40619.22

Total

\$ 77,605.84

Adjusted Taxable Income

\$ 255,140.92

Refer Comment

Add:

Capital Gains (loss) - shares

Audio notes - shares

Capital Gains (loss) - managed funds

Audio notes managed funds

Capital Gains (loss) - other

Audio notes other

Capital losses carried forward from prior year

\$	-

Total

\$ -

(This should match the total tax capital

losses for the fund for the year)

Current Year Capital
Losses Carried
Forward

\$0.00

Adjusted Taxable Income

\$ 255,140.92

Calculate and enter (if applicable) 33.33% discount on capital gains

Audio Notes 1/3 Discount

\$ - 0


\$ -

Final Taxable Income

\$ 255,140.92

Income Tax Payable

\$38,271.14



Order actuarial certificate | Accurium

Please review your draft exempt income proportion below and select continue to finalise and order your actuarial certificate.

Once you have ordered the certificate our team will review the data and either produce the report or contact you for further information.

25

Report overview

Fund name	NARDONE INVESTMENT SUPERANNUATION FUND	
Fund ABN	83020686021	
Financial year	2018/19	
<u>Draft tax exempt income proportion</u>	27.422%	
Applies to income earned in the following (unsegregated) periods	From	To
	01/07/2018	30/06/2019

Operating statement

Assets available at 1 Jul 2018	\$5,618,166
Less	
Pension payments and lump sum withdrawals	\$81,554
Equals	
Balance before income and expenses	\$5,536,613
Preliminary net income	\$332,605
Gross assets available at year end (before tax)	\$5,869,218

^aThe preliminary net income has been calculated based on the data provided on the application form. If this is incorrect please select the 'BACK' button below to adjust the data.

Draft tax exempt income / taxable income proportions

This actuarial certificate is issued in respect of the full financial year. The tax exempt income proportion will apply to the income earned on fund assets which were not segregated assets in the selected financial year.

The draft tax exempt income and taxable income proportions at both member and Fund level are:

	Rocco Nardone	Maria Nardone	Fund
Draft tax exempt income proportion	27.422%	0.000%	27.422%
Draft taxable income proportion	6.697%	65.881%	72.578%

Draft expense deductibility proportion

The result below is the proportion of fund liabilities over the financial year supporting non-retirement phase interests. For an expense that can't be attributed to solely producing assessable or exempt income, this proportion may be used to determine how much is deductible.

Draft expense deductibility proportion: 72.578%

You should determine whether this proportion is fair and reasonable for each relevant fund expense.

Disclaimer

By submitting this order you are confirming that all retirement phase superannuation income streams have met the Minimum Pension Standards for the financial year and so the assets supporting those pension liabilities are eligible to count towards claiming exempt income.

If any of the Fund's retirement phase income streams have not met the minimum standards for the year please call us on 1800 203 123 to discuss.

Vertical line on the left side of the page.

Small mark on the right side of the page.


Small mark on the right side of the page.

Nardone Investment Superannuation Fund
 BAS RECONCILIATION
 2018-2019

	Sales	GST on Sal	Capital Pur	Non Capita	GST on Pur	PAYG Insta	Wages	PAYG Withholding	Tax
Jun-18	139876	12716	0	23375	2125	0	0	0	10591
Sep-18	88737	8067		6787	617	3137		0	10587
Dec-18	121330	11030		9625	875	3137			13292
Mar-19	109241	9931	0	20273	1843	3137			11225
Jun-19	149996	13636	0	35937	3267	3137	0	0	13506
	469304	42664	0	72622	6602	12548	0	0	48610
	426640			1540					
				1727					

	Sales	GST on Sal	Capital Pur	Non Capita	GST on Pur	PAYG Installements	
Sep-18	91873	8339		9293	657	3137	10819
Dec-18	121327	11029		33703	985	3137	13181
Mar-19	109797	9930		34783	1845	3137	11222
Jun-19	150663	13635		46466	3080	3137	13692
	473660	42933	0	124245	6567	12548	48914
				-2769	450		
	-2259	-2992		495			

	Sales	GST on Sal	Capital Pur	Non Capita	GST on Pur	PAYG Installements	
Sep-18	-3136	-272	0	-2506	-40	0	-232
Dec-18	3	1	0	-24078	-110	0	111
Mar-19	-556	1	0	-14510	-2	0	3
Jun-19	-667	1	0	-10529	187	0	-186
	-4356	-269	0	-51623	35	0	-304



25 March 2020

Reference number: 122101942

The Trustees
 NARDONE INVESTMENT SUPERANNUATION FUND
 c/o Success Tax Professionals Midland
 PO BOX 238
 MIDLAND WA 6936

Dear Trustees,

SECTION 295.390 ACTUARY'S CERTIFICATE OF EXEMPT INCOME

This certificate has been prepared for the Trustees of NARDONE INVESTMENT SUPERANNUATION FUND to certify the exempt income proportion in accordance with section 295.390 of the Income Tax Assessment Act ("ITAA") 1997 for the 2018/19 income year.

I hereby certify that the proportion of the applicable income of NARDONE INVESTMENT SUPERANNUATION FUND (the Fund) for the year ending 30 June 2019 that should be exempt from income tax is: **27.422%**

This exempt income proportion does not apply to income earned on segregated current pension assets and segregated non-current assets.

Further details of my calculation and the information on which it is based are contained in the appendices and covering email. These from part of my report and should be read in their entirety.

- ▶ Appendix A: Information used to calculate the exempt income proportion
- ▶ Appendix B: Fund liabilities
- ▶ Appendix C: Exempt current pension income result and adequacy opinion
- ▶ Appendix D: Apportioning expenses

I confirm that this actuarial certificate has been prepared in accordance with Professional Standard 406 issued by the Institute of Actuaries of Australia and other relevant professional standards and guidance notes.

Yours sincerely,

Doug McBirnie, B.Sc. (Hons), FIA, FIAA

This certificate has been prepared by Accurium Pty Limited, ABN 13 009 492 219 (Accurium). It is not intended to be legal advice and should not be relied upon as such. Before acting on any of the information contained in this certificate we recommend that you obtain appropriate professional advice. Accurium has prepared this certificate based on the data provided by you (or on your behalf). Whilst all care is taken in the preparation of this certificate no warranty is given and Accurium accepts no responsibility for errors or omissions beyond our reasonable control. For further information about the terms of our services, please refer to the terms and conditions at www.accurium.com.au

Appendix A – Information used to calculate the exempt income proportion

Fund data and financials

This certificate has been prepared at the request of, and based on data supplied by, Success Tax Professionals Midland on behalf of the Trustees for the 2018/19 income year. A summary of the data supplied to us for the purpose of calculating the exempt income proportion is provided below:

Name of fund: NARDONE INVESTMENT SUPERANNUATION FUND
 Fund ABN: 83020686021
 Trustee: ST GIORGIO PTY LTD

Member name	Rocco Nardone	Maria Nardone
Date of birth	16 Jan 1954	25 Feb 1959
Value of retirement phase income streams as at 1 Jul 2018	\$1,568,172	\$0
Value of retirement phase income streams at 1 Jul 2018 excluding liabilities in respect to segregated current pension assets.	\$1,568,172	\$0

The aggregate operating statement information is:

Assets available at 1 July 2018	\$5,618,166
Less	
Pension payments and lump sum withdrawals	\$81,554
Equals	
Balance before income and expenses	\$5,536,613
Preliminary net income	\$332,605
Gross assets available at year end (before tax)	\$5,869,218

We understand that the financial information provided to us when applying for this certificate may be unaudited. Should the financial information provided to us change, as a result of audit or otherwise, this may affect the results of our calculations and we recommend you apply for an amended certificate.

In addition to relying on the data provided to us, we have made the following assumption when completing this actuarial certificate:

- The tax exempt percentage calculation was completed based on the data supplied to us, no further assumptions were required.

The information provided to us indicated that this Fund had disregarded small fund assets, as defined in section 295.387 of the ITAA 1997. The Fund therefore had no segregated current pension assets or segregated non-current assets and could not use the segregated method to claim exempt current pension income during the income year.

Minimum pension standards

Based on the information provided, the Fund contains only accumulation and account-based type income stream benefits (commonly referred to as pensions). These include allocated pensions, market linked pensions, and account-based income streams (including transition to retirement pensions). The Fund contains no other types of income stream benefits such as defined benefits in growth or pension phase.

The Superannuation Industry Supervision (SIS) Regulations for account-based income streams include a requirement for a minimum amount to be paid to the member over the year depending on the member's age, opening account balance date of commencement. Where the minimum pension standards are not met the earnings on the assets supporting that income stream may not be eligible for an exemption from income tax, and the exempt income proportion shown in this certificate may not be correct. It was confirmed upon submission of the data for this report that all assets shown as supporting retirement phase superannuation income streams are eligible for an exemption from income tax by virtue of having met the minimum pension standards for the income year. We have not checked that this is the case and recommend that the Fund's auditor satisfies him or herself that the relevant standards have been met.

Appendix B – Fund liabilities

Segregated current pension assets

Section 295.385 of the ITAA 1997 defines segregated current pension assets as those assets that are set aside to solely support retirement phase income streams. Assessable income (excluding non-arm's length income and assessable contributions) earned on these assets is exempt from income tax.

Guidance from the Australian Tax Office states that where a fund's only superannuation liabilities are in respect of account-based retirement phase income streams at a particular point in time, the fund's assets are deemed to be segregated current pension assets. The eligible income earned during a period where a fund is 100% in retirement phase is therefore exempt from tax under the segregated method.

An exception to the above is where a fund has disregarded small fund assets and is therefore unable to use the segregated method. Disregarded small fund assets are defined under section 295.387 of ITAA 1997 and apply where a SMSF or small-APRA fund have a retirement phase income stream in an income year and at the previous 30 June:

* A member of the fund had a total superannuation balance (including accounts outside that fund) of over \$1.6 million, and

* That member was the recipient of a retirement phase income stream in any fund.

We understand that this Fund did have disregarded small fund assets in the 2019 income year and therefore had no segregated current pension assets


Based on the information provided, our calculations assume that the Fund had no segregated current pension assets.

Segregated non-current assets

Segregated non-current assets as defined in section 295.395 of ITAA 1997 are those assets set aside solely to support non-retirement phase superannuation liabilities such as accumulation interests. A separate actuary's certificate is required in order to segregate such assets. We understand that the Fund had no segregated non-current assets during the income year.

Illustration of liabilities

The following chart illustrates the Fund's liabilities during the income year:



The green non-retirement phase liabilities represent accumulation interests, reserves and non-retirement phase transition to retirement income streams in the Fund over the income year. The grey unsegregated retirement phase liabilities represent retirement phase income streams that were not segregated current pension assets.

The liabilities shown in grey and green are those that are used to calculate the exempt income proportion. These liabilities are known as 'unsegregated' and eligible income earned on assets supporting these liabilities will claim ECPi based on the exempt income proportion in this actuarial certificate.

Appendix C - Exempt income proportion results and adequacy opinion

Exempt income proportion

Superannuation funds claiming exempt current pension income ("ECPi") under section 295, 390 of the ITAA 1997, known as the proportionate or unsegregated method, are required to obtain an actuary's certificate prior to lodgement of the fund's income tax return. The proportion of the applicable income, excluding income earned on segregated current pension assets and segregated non-current assets, for the year ending 30 June 2019 that should be exempt from income tax is calculated as follows:

$$\frac{\text{Average value of current pension liabilities}}{\text{Average value of superannuation liabilities}} = \frac{\$1,530,200}{\$5,580,195} = 27.422\%$$

Within the requirements of legislation and the Fund's Trust Deed and Rules, the Trustees may have discretion about how income and expenses are allocated at the member level. We have not checked the terms of the Fund's Trust Deed and Rules. The daily weighted average calculation of the exempt income proportion provides a fair and reasonable method of apportioning these items between the member accounts at year end for income earned on assets that are not segregated assets and is provided below:

Member Name	Rocco Nardone	Maria Nardone	Fund
Exempt income proportion	27.422%	0.000%	27.422%
Non-exempt income proportion	6.697%	65.881%	72.578%

The above proportions are unlikely to be appropriate for allocating income earned on segregated assets.

Calculating the fund's exempt current pension income for the purpose of your tax return

The exempt income proportion is applied to net ordinary assessable income including net capital gains, but excluding assessable contributions, non-arm's length income and income including capital gains or losses derived from any segregated assets. The Trustee would calculate ECPi as follows:

Total ECPi = Eligible Income * Exempt income proportion + Income on segregated current pension assets

Unutilised capital losses (except capital losses on segregated current pension assets) can be carried forward until they can be offset against assessable capital gains.

Adequacy opinion and methodology

By definition, the liabilities of an account-based member interest or reserve at a particular time, in the absence of any unusual terms or guarantees, are equal to the value of the assets backing it. Therefore no specific assumption has been made (or is needed) regarding rates of return on the Fund's assets; pension increases; or the liability calculation discount rate. As such, I am satisfied that the amount of the assets at the end of the year, if accumulated together with the Fund's future earnings and contributions, will provide the amount required to discharge in full the liabilities as they fall due. No recommendation is needed with regard to future contributions.

The average values used in the exempt income proportion are determined using a daily weighted average calculation which takes into account relevant information such as the opening balances of each member account, any reserves, and the size and timing of any member transactions during the income year. Unless otherwise stated, all member transactions including pension commencement and contributions are assumed to occur immediately at the start of each day. More information on the methodology used can be found at <https://www.accurium.com.au/media/AccountantMembershipmethodology-guide>

Appendix D - Apportioning expenses

Methods for apportioning expenses

A superannuation fund can generally deduct expenses to the extent they were incurred in producing assessable income. Where an expense can be attributed to solely producing assessable income then it can be deducted from assessable income in its entirety. Where it is solely attributable to non-assessable income it is entirely non-deductible. However, expenses that cannot be attributed to solely producing exempt income or solely producing assessable income need to be apportioned to determine how much can be deducted.

A fair and reasonable approach must be used to determine what proportion of such an expense can be deducted. A common industry approach has used the tax exempt proportion provided in the fund's actuarial certificate to determine an appropriate deductibility proportion as follows:

$$\text{Expense deductibility proportion} = 1 - \text{actuarial exempt income proportion}$$

This generally represents the proportion of fund's total income that is assessable during an income year. It is therefore a fair and reasonable approach to apportioning an expense that relates to the whole fund for that income year.

However, superannuation liabilities supported by segregated current pension assets are excluded from the actuarial exempt income proportion calculation. This includes assets which were deemed to be segregated at a particular time due to the fund only having retirement phase superannuation liabilities at that time.

Where a fund does have segregated current pension assets, the approach above is likely to underestimate the extent to which an expense was incurred in producing exempt income, and therefore overstate the amount that can be reasonably deducted.

For those funds wishing to use the actuarial exempt income proportion as the basis for the deductibility of expenses we have determined below a deductibility proportion that takes into account all fund liabilities over the income year. This may be different to (1 - actuarial exempt income proportion) where the fund has segregated current pension assets and may be a fair and reasonable deductible proportion for expenses which must be apportioned and relate to the whole income year.

Expense deductibility proportion

The following deductible proportion has been determined based on all fund liabilities, including any segregated current pension assets identified in Appendix B, using the same methodology as the exempt income proportion described in Appendix C.

Expense deductibility proportion	72.578%
----------------------------------	---------

This is not intended to be tax advice and you should determine whether this deductible proportion is appropriate for this fund and for each relevant fund expense prior to use.

Appendix One - 40 Year Projection

Years 1-21			Years 22-41		
Period	Depreciation Allowance		Period	Depreciation Allowance	
	Diminishing Value (\$)	Prime Cost (\$)		Diminishing Value (\$)	Prime Cost (\$)
1-Feb-09			1-Jul-29		
30-Jun-09	22,669	15,419	30-Jun-30	29,835	29,822
1-Jul-09			1-Jul-30		
30-Jun-10	47,485	36,117	30-Jun-31	29,830	29,822
1-Jul-10			1-Jul-31		
30-Jun-11	41,428	36,117	30-Jun-32	29,827	29,822
1-Jul-11			1-Jul-32		
30-Jun-12	37,471	36,117	30-Jun-33	29,825	29,822
1-Jul-12			1-Jul-33		
30-Jun-13	35,499	36,117	30-Jun-34	29,824	29,822
1-Jul-13			1-Jul-34		
30-Jun-14	33,652	35,206	30-Jun-35	29,823	29,822
1-Jul-14			1-Jul-35		
30-Jun-15	32,444	33,789	30-Jun-36	29,823	29,822
1-Jul-15			1-Jul-36		
30-Jun-16	31,644	33,647	30-Jun-37	29,822	29,822
1-Jul-16			1-Jul-37		
30-Jun-17	31,106	33,647	30-Jun-38	29,822	29,822
1-Jul-17			1-Jul-38		
30-Jun-18	30,740	33,647	30-Jun-39	317	317
1-Jul-18			1-Jul-39		
30-Jun-19	30,488	32,741	30-Jun-40	73	73
1-Jul-19			1-Jul-40		
30-Jun-20	30,315	31,442	30-Jun-41	73	73
1-Jul-20			1-Jul-41		
30-Jun-21	30,192	31,442	30-Jun-42	73	73
1-Jul-21			1-Jul-42		
30-Jun-22	30,100	31,442	30-Jun-43	73	73
1-Jul-22			1-Jul-43		
30-Jun-23	30,186	31,442	30-Jun-44	73	73
1-Jul-23			1-Jul-44		
30-Jun-24	30,048	31,332	30-Jun-45	73	73
1-Jul-24			1-Jul-45		
30-Jun-25	29,965	31,168	30-Jun-46	73	73
1-Jul-25			1-Jul-46		
30-Jun-26	29,911	31,168	30-Jun-47	73	73
1-Jul-26			1-Jul-47		
30-Jun-27	29,877	31,168	30-Jun-48	73	73
1-Jul-27			1-Jul-48		
30-Jun-28	29,857	31,168	30-Jun-49	67	67
1-Jul-28					
30-Jun-29	29,843	30,617			
			Total	944,387	944,387

St Giorgio Pty Ltd

GENERAL LEDGER

July 2018 - June 2019

28

DATE	TRANSACTION NO. ADJ NAME TYPE	MEMO/DESCRIPTION	SPLIT	AMOUNT	BALANCE
NAB - 4157					
	Beginning Balance				10,464.15
23/07/2018	Transfer No	INTERNET TRANSFER 4157 to 4396 rocco nardone TRANSFER CREDIT	NAB - 4396	-10,591.00 ✓	-126.85
23/07/2018	Transfer No	INTERNET TRANSFER from4396 To4157 rocco TRANSFER DEBIT	NAB - 4396	35,000.00 ✓	34,873.15
31/07/2018	Deposit No	NAB Interest INTEREST CA INTEREST NARDONE SUP INTEREST PAID	Interest income	22.51 ✓	34,895.66
31/08/2018	Deposit No	INTEREST CA INTEREST NARDONE SUP INTEREST PAID	Interest income	45.93 ✓	34,941.59
11/09/2018	Transfer No	INTERNET TRANSFER shifting to intern Rocco TRANSFER DEBIT	NAB - 4396	-42,000.00 ✓	76,941.59
21/09/2018	Transfer No	INTERNET TRANSFER from4396To4157 rocco TRANSFER DEBIT	NAB - 4396	10,000.00 ✓	86,941.59
28/09/2018	Deposit No	NAB Interest INTEREST CA INTEREST NARDONE SUP INTEREST PAID	Interest income	74.83 ✓	87,016.42
19/10/2018	Transfer No		NAB - 4396	5,000.00	92,016.42
10/12/2018	Transfer No		NAB - 4396	-42,000.00	134,016.42
15/01/2019	Transfer No	INTERNET TRANSFER from4396To4157 rocco TRANSFER DEBIT	NAB - 4396	20,000.00	154,016.42
31/01/2019	Deposit No	NAB Interest INTEREST CA INTEREST NARDONE SUP INTEREST PAID	Interest income	190.54 ✓	154,206.96
26/02/2019	Transfer No	INTERNET TRANSFER 4157to4396 rocco TRANSFER CREDIT	NAB - 4396	-4,000.00	150,206.96
02/2019	Deposit No	NAB Interest INTEREST CA INTEREST NARDONE SUP INTEREST PAID	Interest income	183.49 ✓	150,390.45
03/2019	Deposit No	NAB Interest INTEREST CA INTEREST NARDONE SUP INTEREST PAID	Interest income	185.70 ✓	150,576.15
11/04/2019	Transfer No	INTERNET TRANSFER from4396To4157 rocco nardone TRANSFER DEBIT	NAB - 4396	22,000.00	172,576.15
30/04/2019	Deposit No	NAB Interest INTEREST CA INTEREST NARDONE SUP INTEREST PAID	Interest income	222.91 ✓	172,799.06
28/05/2019	Transfer No	INTERNET TRANSFER from4396to4157 rocco TRANSFER DEBIT	NAB - 4396	30,000.00	202,799.06
31/05/2019	Deposit No	FEE ACCOUNT 086-131408934157 INTEREST PAID	Interest income	231.82 ✓	203,030.88
10/06/2019	Transfer No	INTERNET TRANSFER From 4157 To 4396 rocco TRANSFER CREDIT	NAB - 4396	-5,000.00	198,030.88
28/06/2019	Deposit No	NAB Interest FEE ACCOUNT 086-131408934157 INTEREST PAID	Interest income	219.03 ✓	198,249.91
Total for NAB - 4157				A\$187,785.76	
NAB - 4396					
	Beginning Balance				20,174.48
03/07/2018	Deposit No	Coogee Continental	Rents Received	8,304.12	28,478.60
09/07/2018	Deposit No	MadeJ	Rents Received	2,388.43	30,867.03
10/07/2018	Deposit No	Kemal Hassan	Rents Received	2,802.42	33,669.45
11/07/2018	Deposit No	Anthony Protic	Rents Received	2,916.76	36,586.21
12/07/2018	Deposit No	Natasha De Olive - Shop 3	Rents Received	3,464.07	40,050.28
19/07/2018	Deposit No	REMOS QUALITY MEAT REMOS QUALITY ME ST GIORGIO PTY L INTER-BANK CREDIT	Rents Received	4,582.18	44,632.46
23/07/2018	Expense No	June 18	ATO Clearing Account	-10,591.00	34,041.46
23/07/2018	Transfer No	INTERNET TRANSFER 4157 to 4396 rocco nardone TRANSFER CREDIT	NAB - 4157	10,591.00	44,632.46
23/07/2018	Transfer No	INTERNET TRANSFER from4396 To4157 rocco TRANSFER DEBIT	NAB - 4157	-35,000.00	9,632.46
23/07/2018	Cheque Expense 30	Pro-Lamps Ltd	Repairs and maintenance	-322.30	9,310.16
24/07/2018	Expense No	INTERNET BPAY TAX OFFICE PAYMENTS 830206860216560 TRANSFER DEBIT	ATO Clearing Account	-288.00	9,022.16
24/07/2018	Expense No	Success Tax Professionals Midland	-Split-	-288.00	8,734.16
24/07/2018	Expense No	City of Cockburn	Rates	-223.05	8,511.11
24/07/2018	Expense No	Jims Mowing	Gardening	-100.00	8,411.11
26/07/2018	Deposit No	Thai Tae	Rents Received	3,000.00	11,411.11
30/07/2018	Expense No	Rocco Nardone	Pension Payments - Rocco	-3,276.85	8,134.26
30/07/2018	Deposit No	Coogee Bakery	Rents Received	3,175.95	11,310.21
31/07/2018	Deposit No	ALDENTE P P Rent unit5 Al dente p TRANSFER CREDIT	Rents Received	2,375.04	13,685.25
31/07/2018	Expense No	Betta Sweeping Services	Cleaning & Rubbish Removal	-275.00	13,410.25
31/07/2018	Expense No	MobiWash	Cleaning & Rubbish Removal	-600.00	12,810.25
31/07/2018	Expense No	Perth Home Gaurd	Repairs and maintenance	-847.00	11,963.25
31/07/2018	Expense No	Venture Electrical Services	Repairs and maintenance	-211.20	11,752.05
31/07/2018	Expense No	ACCOUNT FEES A.K.F. NARDONE SUP FEES	Bank charges	-10.00	11,742.05

DATE	TRANSACTION TYPE	NO.	ADJ	NAME	MEMO/DESCRIPTION	SPLIT	AMOUNT	BALANCE
01/08/2018	Deposit		No		Sh1 Rent Outgoings CBA St Giorgio PL AT INTER-BANK CREDIT	Rents Received	5,531.57	17,273.62
02/08/2018	Deposit		No		AugFishnChips KEMAL HASSAN St Giorgio Pty L INTER-BANK CREDIT	Rents Received	2,802.42	20,076.04
06/08/2018	Deposit		No		aug rent 18 shop3 NATASHA DE OLIVE St Giorgio Pty L INTER-BANK CREDIT	Rents Received	3,464.07	23,540.11
06/08/2018	Deposit		No	MadeJ	INTERNET TRANSFER RENT OUTGOINGS AUG 2018 MADEJ TRANSFER CREDIT	Rents Received	2,388.43	25,928.54
09/08/2018	Expense		No	Water Corporation	9000413754 WATER CORP ST GIORGIO PTY L AUTOMATIC DRAWING	Water Consumption	-1,756.55	24,171.99
13/08/2018	Deposit		No	Anthony Protic	JULY 23 2018 ANTHONY PROTIC ST GIORGIO PL INTER-BANK CREDIT	Rents Received	2,916.76	27,088.75
16/08/2018	Expense		No	Jims Mowing	INTERNET TRANSFER COOGEE lawnmowing TRANSFER DEBIT	Gardening	-100.00	26,988.75
20/08/2018	Deposit		No		REMOS QUALITY MEAT REMOS QUALITY ME ST GIORGIO PTY L INTER-BANK CREDIT	Rents Received	4,582.18	31,570.93
21/08/2018	Expense		No	Synergy	256500862339 SYNERGY RETAIL B St.Giorgio AUTOMATIC DRAWING	Electricity	-1,004.25	30,566.68
24/08/2018	Deposit		No	Coogee Continental	JUL18 ANTCO Coogee Continent St. Giorgio P/L INTER-BANK CREDIT	Rents Received	7,994.37	38,561.05
28/08/2018	Expense		No	Rocco Nardone	INTERNET TRANSFER RPENSIONS9780 TRANSFER DEBIT	Pension Payments - Rocco	-3,276.85	35,284.20
30/08/2018	Deposit		No	Thai Tae	thai tae thai tae august TRANSFER CREDIT	Rents Received	3,102.47	38,386.67
31/08/2018	Deposit		No		INTERNET TRANSFER Rent shop 5 ALDENTE P P TRANSFER CREDIT	Rents Received	2,375.04	40,761.71
31/08/2018	Expense		No		ACCOUNT FEES A.K.F. NARDONE SUP FEES	Bank charges	-10.00	40,751.71
03/09/2018	Deposit		No	Shop 1	shop2august bakery CBA st glorgio ply a INTER-BANK CREDIT	Rents Received	3,175.95	43,927.66
03/09/2018	Deposit		No		Sh1 Rent Outgoings CBA St Giorgio PL AT INTER-BANK CREDIT	Rents Received	5,612.32	49,539.98
05/09/2018	Expense		No	DeGen Cleaning	INTERNET TRANSFER COOGEEPLAZACLEANIN TRANSFER DEBIT	Cleaning & Rubbish Removal	-1,595.00	47,94
05/09/2018	Expense		No	Synergy	INTERNET BPAY SYNERGY 5164002016 TRANSFER DEBIT	Electricity	-69.60	47,875.38
05/09/2018	Expense		No	Synergy	INTERNET BPAY SYNERGY 5189901916 TRANSFER DEBIT	Electricity	-123.85	47,751.53
05/09/2018	Deposit		No	Thai Tae	Thai Tae Remainder of July re TRANSFER CREDIT	Rents Received	102.47	47,854.00
06/09/2018	Deposit		No	MadeJ	INTERNET TRANSFER RENT OUTGOINGS Sept 2018 MADEJ TRANSFER CREDIT	Rents Received	2,388.43	50,242.43
07/09/2018	Deposit		No	Kemal Hassan	SeptFishNchips KEMAL HASSAN St Giorgio Pty L INTER-BANK CREDIT	Rents Received	2,802.42	53,044.85
10/09/2018	Deposit		No	Natasha De Olive - Shop 3	sept rent shop3 NATASHA DE OLIVE St Giorgio Pty L INTER-BANK CREDIT	Rents Received	3,464.07	56,508.92
10/09/2018	Expense		No	Inspiration Paint	Paint Supplies	Repairs and maintenance	-176.59	56,332.33
11/09/2018	Transfer		No		INTERNET TRANSFER shifting to intern Rocco TRANSFER DEBIT	NAB - 4157	-42,000.00	14,332.33
12/09/2018	Deposit		No	Anthony Protic	SEPTEMBER 3 2018 ANTHONY PROTIC ST GIORGIO PL INTER-BANK CREDIT	Rents Received	2,916.76	17,249.09
14/09/2018	Expense		No	Jims Mowing	INTERNET TRANSFER COOGEE lawnmowing TRANSFER DEBIT	Gardening	-100.00	17,149.09
21/09/2018	Transfer		No		INTERNET TRANSFER from4396To4157 rocco TRANSFER DEBIT	NAB - 4157	-10,000.00	7,149.09
24/09/2018	Deposit		No	Thai Tae	thai tae thai tae september TRANSFER CREDIT	Rents Received	3,102.47	10,251.56
27/09/2018	Expense		No	Pink Hygiene	Initial Hygiene	Cleaning & Rubbish Removal	-189.11	10,062.45
27/09/2018	Expense		No	DeGen Cleaning	COOGEE PLAZA CLEANING	Cleaning & Rubbish Removal	-1,283.92	8,778.53
28/09/2018	Expense		No	NAB Bank Fee	FEE ACCOUNT 086131 830144396 FEES	Bank charges	-10.00	8,768.53
28/09/2018	Expense		No	Rocco Nardone	INTERNET TRANSFER RPENSIONS9780 TRANSFER DEBIT	Pension Payments - Rocco	-7,500.00	1,268.53
01/10/2018	Deposit		No	MadeJ	INTERNET TRANSFER RENT OUTGOINGS Oct 2018 MADEJ TRANSFER CREDIT	Rents Received	2,388.43	3,656.96
01/10/2018	Deposit		No	Shop 5 Aldente	ALDENTE P P rent shop 5 aldente rent shop5 aldente TRANSFER CREDIT	Rents Received	2,375.04	6,032.00
01/10/2018	Deposit		No	Coogee Bakery	coogee beach bak shop 2 sept TRANSFER CREDIT	Rents Received	3,175.95	9,207.95
01/10/2018	Deposit		No	Remo Quality Meats	REMOS QUALITY MEAT REMOS QUALITY ME INTER-BANK CREDIT	Rents Received	4,582.18	13,790.13
01/10/2018	Deposit		No	Shop 1	Sh1 Rent Outgoings CBA INTER-BANK CREDIT	Rents Received	5,612.32	19,402.45
04/10/2018	Expense		No	Milan WA Construction	coogee repairs	Repairs and maintenance	-2,420.00	16,982.45
08/10/2018	Deposit		No	Coogee Continental	AUG18 ANTCO Coogee Continent INTER-BANK CREDIT	Rents Received	7,994.37	24,976.82
08/10/2018	Deposit		No	Natasha De Olive - Shop 3	Oct 18 Shop 3 NATASHA DE OLIVE INTER-BANK CREDIT	Rents Received	3,464.07	28,440.89
11/10/2018	Expense		No	Water Corporation	9000413754 WATER CORP AUTOMATIC DRAWING	Water Consumption	-1,848.35	26,592.54
15/10/2018	Deposit		No	Kemal Hassan		Rents Received	2,802.42	29,394.96
15/10/2018	Deposit		No	Anthony Protic		Rents Received	2,916.76	32,311.72
17/10/2018	Deposit		No	Thai Tae		Rents Received	2,382.51	34,694.23
18/10/2018	Cheque Expense	39	No	Jims Mowing		Gardening	-100.00	34,594.23
19/10/2018	Cheque Expense	38	No	Synergy		Electricity	-974.85	33,619.38
19/10/2018	Transfer		No			NAB - 4157	-5,000.00	28,619.38
19/10/2018	Deposit		No	Coogee Bakery		Rents Received	3,175.95	31,795.33
23/10/2018	Cheque Expense	36	No	ATO Payments		ATO Clearing Account	-10,587.00	21,208.33
23/10/2018	Cheque	37	No	City of Cockburn		Rates	-9,562.00	11,646.33

30

DATE	TRANSACTION TYPE	NO.	ADJ	NAME	MEMO/DESCRIPTION	SPLIT	AMOUNT	BALANCE
	Expense							
25/10/2018	Deposit		No	Remo Quality Meats				
27/10/2018	Deposit		No	Kemal Hassan		Rents Received	4,582.18	16,228.51
29/10/2018	Cheque	34	No	Rocco Nardone		Rents Received	2,802.42	19,030.93
	Expense					Pension Payments - Rocco	-7,500.00	11,530.93
29/10/2018	Cheque	35	No	DeGen Cleaning				
	Expense					Cleaning & Rubbish Removal	-1,210.00	10,320.93
31/10/2018	Deposit		No	Coogee Continental				
31/10/2018	Cheque	33	No	NAB Bank Fee		Rents Received	4,000.00	14,320.93
	Expense					Bank charges	-10.00	14,310.93
31/10/2018	Deposit		No	Thai Tao				
31/10/2018	Deposit		No	Shop 5 Aldente		Rents Received	3,102.47	17,413.40
01/11/2018	Deposit		No	Shop 1		Rents Received	2,375.04	19,788.44
05/11/2018	Deposit		No	MadeJ		Rents Received	5,612.32	25,400.76
06/11/2018	Cheque	41	No	Jims Mowing		Rents Received	2,356.16	27,756.92
	Expense					Gardening	-100.00	27,656.92
12/11/2018	Deposit		No	Natasha De Olive - Shop 3				
						Rents Received	3,410.68	31,067.60
14/11/2018	Deposit		No	Anthony Protic				
19/11/2018	Deposit		No	Coogee Continental		Rents Received	2,916.76	33,984.36
23/11/2018	Cheque	42	No	Frichot & Frichot Lawyers	Extension of Lease 6B	Rents Received	3,994.37	37,978.73
	Expense					Legal and professional fees	-770.00	37,208.73
27/11/2018	Cheque	43	No	DeGen Cleaning				
	Expense					Cleaning & Rubbish Removal	-1,483.57	35,725.16
28/11/2018	Cheque	44	No	Rocco Nardone				
	Expense					Pension Payments - Rocco	-7,500.00	28,225.16
28/11/2018	Deposit		No	Remo Quality Meats				
29/11/2018	Cheque	45	No	Synergy		Rents Received	4,582.18	32,807.34
	Expense					Electricity	-105.37	32,701.97
30/11/2018	Deposit		No	Shop 5 Aldente				
30/11/2018	Deposit		No	Kemal Hassan		Rents Received	2,412.64	35,114.61
30/11/2018	Cheque	46	No	NAB Bank Fee		Rents Received	2,802.42	37,917.03
	Expense					Bank charges	-10.00	37,907.03
03/12/2018	Deposit		No					
05/12/2018	Cheque	48	No	Jims Mowing		-Split- Gardening	14,474.13	52,381.16
	Expense						-100.00	52,281.16
05/12/2018	Deposit		No	Coogee Continental				
05/12/2018	Cheque	47	No	Synergy		Rents Received	4,000.00	56,281.16
	Expense					Electricity	-104.90	56,176.26
10/12/2018	Transfer		No					
10/12/2018	Deposit		No	Coogee Bakery		NAB - 4157	-42,000.00	14,176.26
10/12/2018	Cheque	49	No	Water Corporation		Rents Received	3,128.48	17,304.74
	Expense					Water Consumption	-1,865.49	15,439.25
11/12/2018	Deposit		No	Coogee Continental				
14/12/2018	Deposit		No	Anthony Protic		Rents Received	3,994.37	19,433.62
18/12/2018	Cheque	50	No	Synergy		Rents Received	2,916.76	22,350.38
	Expense					Electricity	-871.35	21,479.03
24/12/2018	Cheque	53	No	MobiWash	Pressure Clean			
	Expense					Cleaning & Rubbish Removal	-600.00	20,879.03
24/12/2018	Cheque	52	No	City of Cockburn				
	Expense					Rates	-9,562.00	11,317.03
24/12/2018	Cheque	51	No	Elders Insurance	Elders Insurance - Workers Comp			
	Expense					Insurance expenses	-374.00	10,943.03
28/12/2018	Deposit		No	Remo Quality Meats				
28/12/2018	Cheque	54	No	DeGen Cleaning		Rents Received	4,582.18	15,525.21
	Expense					Cleaning & Rubbish Removal	-1,622.50	13,902.71
28/12/2018	Cheque	55	No	Rocco Nardone				
	Expense					Pension Payments - Rocco	-7,500.00	6,402.71
31/12/2018	Deposit		No	Shop 5 Aldente				
31/12/2018	Cheque	56	No	NAB Bank Fee		Rents Received	2,412.64	8,815.35
	Expense					Bank charges	-10.00	8,805.35
02/01/2019	Deposit		No	Shop 1				
07/01/2019	Cheque	40	No	Jims Mowing		Rents Received	5,612.32	14,417.67
	Expense					Gardening	-100.00	14,317.67
07/01/2019	Deposit		No					
10/01/2019	Deposit		No	Thai Tao	Thai Tao Decembe Thai Tao December TRANSFER CREDIT	-Split-	5,852.50	20,170.17
11/01/2019	Deposit		No	Kemal Hassan	FebFishNchips KEMAL HASSAN St Giorgio Pty L INTER-BANK CREDIT	Rents Received	3,102.47	23,272.64
						Rents Received	2,802.42	26,075.06
14/01/2019	Deposit		No	Coogee Continental	NOV18 ANTCO RENT Coogee Continent St. Giorgio P/L INTER-BANK CREDIT			
						Rents Received	7,874.22	33,949.28
14/01/2019	Deposit		No	Anthony Protic	JANUARY 2019 ANTHONY PROTIC ST Giorgio PL INTER-BANK CREDIT			
						Rents Received	2,916.76	36,866.04
15/01/2019	Transfer		No		INTERNET TRANSFER from4396To4157 rocco TRANSFER DEBIT			
						NAB - 4157	-20,000.00	16,866.04
16/01/2019	Deposit		No	Remo Quality Meats	REMOS QUALITY MEAT REMOS QUALITY ME ST GIORGIO PTY L INTER-BANK CREDIT			
						Rents Received	4,582.18	21,448.22
16/01/2019	Deposit		No	Coogee Bakery	Dec bakery rent CBA St Giorgio Pty L INTER-BANK CREDIT			
29/01/2019	Expense		No	Pink Hygiene	INTERNET BPAY RENTOKIL INITIAL 94037124 TRANSFER DEBIT	Rents Received	3,175.95	24,624.17
						Cleaning & Rubbish Removal	-195.72	24,428.45
29/01/2019	Expense		No	Department of Finance	INTERNET BPAY OSR -WA - Land Tax 0414131780 TRANSFER DEBIT			
						Rates	-2,458.95	21,969.50

31

DATE	TRANSACTION TYPE	NO. ADJ	NAME	MEMO/DESCRIPTION	SPLIT	AMOUNT	BALANCE
31/01/2019	Deposit	No	Shop 5 Aldente	INTERNET TRANSFER Rent shop5 ALDENTE P P TRANSFER CREDIT	Rents Received	2,412.64	24,382.14
31/01/2019	Expense	No	NAB Bank Fee	ACCOUNT FEES A.K.F. NARDONE SUP FEES	Bank charges	-10.00	24,372.14
01/02/2019	Expense	No	DeGen Cleaning	INTERNET TRANSFER COOGEEPLAZACLEANIN TRANSFER DEBIT	Cleaning & Rubbish Removal	-1,347.50	23,024.64
01/02/2019	Deposit	No	Shop 1	Sh1 Rent Outgoings CBA St Giorgio PL AT INTER-BANK CREDIT	Rents Received	5,612.32	28,636.96
01/02/2019	Expense	No	Value Tissue	INTERNET TRANSFER inv18670 rocco TRANSFER DEBIT	Supplies & Materials	-514.91	28,122.05
04/02/2019	Deposit	No	MadeJ	INTERNET TRANSFER RENT OUTGOINGS Feb 2019 MADEJ TRANSFER CREDIT	Rents Received	2,388.43	30,510.48
04/02/2019	Deposit	No	Natasha De Olive - Shop 3	Shop3 Rent Feb19 NATASHA DE OLIVE St Giorgio Pty L INTER-BANK CREDIT	Rents Received	3,464.07	33,974.55
07/02/2019	Expense	No	Water Corporation	9000413754 WATER CORP ST GIORGIO PTY L AUTOMATIC DRAWING	Water Consumption	-2,111.94	31,862.61
07/02/2019	Deposit	No	Thai Tae	thai tae thai tae january TRANSFER CREDIT	Rents Received	3,102.47	34,965.08
11/02/2019	Deposit	No	Kemal Hassan	MarchFishNchips KEMAL HASSAN St Giorgio Pty L INTER-BANK CREDIT	Rents Received	2,802.42	37,767.50
12/02/2019	Expense	No	Rocco Nardone	INTERNET TRANSFER RPENSION9780jan TRANSFER DEBIT	Pension Payments - Rocco	-7,500.00	30,267.50
13/02/2019	Deposit	No	Anthony Protic	FEBUARY 2019 ANTHONY PROTIC ST Giorgio PL INTER-BANK CREDIT	Rents Received	2,916.76	33,184.26
13/02/2019	Expense	No	Rocco Nardone	INTERNET TRANSFER RPENSION9780 TRANSFER DEBIT	Pension Payments - Rocco	-7,500.00	25,684.26
15/02/2019	Expense	No	Synergy	INTERNET BPAY SYNERGY 5164002016 TRANSFER DEBIT	Electricity	-113.65	25,570.61
18/02/2019	Deposit	No	Coogee Bakery	shop 2 january CBA St Giorgio Pty L INTER-BANK CREDIT	Rents Received	3,175.95	28,746.56
18/02/2019	Deposit	No	Coogee Continental	DEC18 ANTCO Coogee Continent St. Giorgio P/L INTER-BANK CREDIT	Rents Received	7,994.37	36,740.93
20/02/2019	Expense	No	Synergy	253400963769 SYNERGY RETAIL B St.Giorgio AUTOMATIC DRAWING	Electricity	-938.45	35,802.48
21/02/2019	Deposit	No	Thai Tae	thai tae thai tae feb TRANSFER CREDIT	Rents Received	3,102.47	38,90
22/02/2019	Expense	No	Rocco Nardone	INTERNET TRANSFER RPENSIONmarch TRANSFER DEBIT	Pension Payments - Rocco	-7,500.00	31,40
25/02/2019	Expense	No	Elders Insurance	INTERNET BPAY BANKWEST CREDIT CARD5229805601121367 TRANSFER DEBIT	-Split-	-10,240.00	21,164.95
26/02/2019	Transfer	No		INTERNET TRANSFER 4157to4396 rocco TRANSFER CREDIT	NAB - 4157	4,000.00	25,164.95
26/02/2019	Expense	No	City of Cockburn	INTERNET BPAY City of Cockburn 1133151132 TRANSFER DEBIT	Rates	-8,977.07	16,187.88
26/02/2019	Expense	No		INTERNET BPAY TAX OFFICE PAYMENTS 830206860216560 TRANSFER DEBIT	ATO Clearing Account	-13,292.00	2,895.88
28/02/2019	Expense	No	NAB Bank Fee	ACCOUNT FEES A.K.F. NARDONE SUP FEES	Bank charges	-10.00	2,885.88
28/02/2019	Deposit	No	Remo Quality Meats	REMOS QUALITY MEAT REMOS QUALITY ME ST GIORGIO PTY L INTER-BANK CREDIT	Rents Received	4,582.18	7,468.06
28/02/2019	Deposit	No	Shop 5 Aldente	INTERNET TRANSFER Rent shop5 ALDENTE P P TRANSFER CREDIT	Rents Received	2,412.64	9,880.70
01/03/2019	Expense	No	Frichot & Frichot Lawyers	390090 Lease Renewal	Legal and professional fees	-1,334.70	8,546.00
01/03/2019	Expense	No	DeGen Cleaning	degen cleaning S9977239729 COOGEEPLAZACLEANIN TRANSFER DEBIT	Cleaning & Rubbish Removal	-1,760.00	6,786.00
01/03/2019	Expense	No	Kevlar Pty Ltd	Inv1615 Bitumen Repairs	Repairs and maintenance	-440.00	6,346.00
04/03/2019	Deposit	No	Coogee Bakery	shop2rent february CBA St Giorgio Pty L INTER-BANK CREDIT	Rents Received	3,175.95	9,521.95
04/03/2019	Deposit	No	MadeJ	INTERNET TRANSFER RENT OUTGOINGS march 2019 MADEJ TRANSFER CREDIT	Rents Received	2,388.43	11,910.38
04/03/2019	Deposit	No	Natasha De Olive - Shop 3	Shop 3 March 19 NATASHA DE OLIVE St Giorgio Pty L INTER-BANK CREDIT	Rents Received	3,464.07	15,374.45
04/03/2019	Deposit	No	Shop 1	Sh1 Rent Outgoings CBA St Giorgio PL AT INTER-BANK CREDIT	Rents Received	5,612.32	20,986.77
11/03/2019	Deposit	No	Kemal Hassan	FishNchipsApril KEMAL HASSAN St Giorgio Pty L INTER-BANK CREDIT	Rents Received	2,802.42	23,789.19
12/03/2019	Deposit	No	Anthony Protic	MARCH 2019 ANTHONY PROTIC ST Giorgio PL INTER-BANK CREDIT	Rents Received	2,916.76	26,705.95
12/03/2019	Deposit	No	Coogee Bakery	shop 2 rent march CBA St Giorgio Pty L INTER-BANK CREDIT	Rents Received	1,000.00	27,705.95
13/03/2019	Expense	No	Rocco Nardone	INTERNET TRANSFER RPENSION9780 TRANSFER DEBIT	Pension Payments - Rocco	-7,500.00	20,205.95
15/03/2019	Deposit	No	Coogee Continental	858 JAN19 Coogee Continent St. Giorgio P/L INTER-BANK CREDIT	Rents Received	7,994.37	28,200.32
15/03/2019	Expense	No	Affordable Pest Control	affordable pest control nv2954	Repairs and maintenance	-385.00	27,815.32
27/03/2019	Expense	No	DeGen Cleaning	INTERNET TRANSFER COOGEEPLAZACLEANIN TRANSFER DEBIT	Cleaning & Rubbish Removal	-1,375.00	26,440.32
27/03/2019	Expense	No	Elders Insurance	INTERNET BPAY BANKWEST CREDIT CARD5229805601121367 TRANSFER DEBIT	Insurance expenses	-2,461.37	23,978.95
29/03/2019	Expense	No	NAB Bank Fee	FEE ACCOUNT 086131 830144396 FEES	Bank charges	-10.00	23,968.95
02/04/2019	Deposit	No	Shop 5 Aldente	ALDENTE P P Rent shop5 Aldente pizza TRANSFER CREDIT	Rents Received	2,412.64	26,381.59
03/04/2019	Deposit	No	Shop 1	Sh1 Rent Outgoings CBA INTER-BANK CREDIT	Rents Received	5,612.32	31,993.91
03/04/2019	Expense	No	Damir Nakic	INTERNET TRANSFER Shop 10 works TRANSFER DEBIT	Land & Buildings	-3,331.00	28,662.91
04/04/2019	Deposit	No	Natasha De Olive - Shop 3	Shop 3 April 19 NATASHA DE OLIVE INTER-BANK CREDIT	Rents Received	3,464.07	32,126.98
04/04/2019	Deposit	No	Thai Tae	thai tae thai tae march TRANSFER CREDIT	Rents Received	3,102.47	35,229.45
05/04/2019	Deposit	No	Kemal Hassan	MayFishNchips KEMAL HASSAN INTER-BANK CREDIT	Rents Received	2,802.42	38,031.87
08/04/2019	Deposit	No	Coogee Bakery	Coogee Bakery Marc CBA INTER-BANK CREDIT	Rents Received	2,185.95	40,217.82
08/04/2019	Deposit	No	MadeJ	shop4 coogee april AMANDA ALLEN INTER-BANK CREDIT	Rents Received	2,388.43	42,606.25
10/04/2019	Expense	No	Water Corporation	9000413754 WATER CORP AUTOMATIC DRAWING	Water Consumption	-1,552.26	41,053.99
11/04/2019	Deposit	No	Remo Quality Meats	REMOS QUALITY MEAT REMOS QUALITY ME INTER-BANK	Rents Received	9,164.36	50,218.35

DATE	TRANSACTION TYPE	NO. ADJ	NAME	MEMO/DESCRIPTION	SPLIT	AMOUNT	BALANCE
				CREDIT			
11/04/2019	Transfer	No		INTERNET TRANSFER from4396To4157 rocco nardone	NAB - 4157	-22,000.00	28,218.35
				TRANSFER DEBIT			
11/04/2019	Expense	No	Rocco Nardone	INTERNET TRANSFER RPENSION9780 TRANSFER DEBIT	Pension Payments - Rocco	-7,500.00	20,718.35
15/04/2019	Deposit	No	Anthony Protic	APRIL 2019 ANTHONY PROTIC ST Giorgio PL INTER-BANK CREDIT	Rents Received	2,985.09	23,703.44
16/04/2019	Deposit	No	Thai Tae	thai tae thai tae april TRANSFER CREDIT	Rents Received	3,102.47	26,805.91
23/04/2019	Expense	No	Fair Price Electrical Services	Electrical Upgrades to shop10	Land & Buildings	-2,604.80	24,201.11
24/04/2019	Expense	No		INTERNET BPAY TAX OFFICE PAYMENTS	ATO Clearing Account	-11,225.00	12,976.11
				830206860216560 TRANSFER DEBIT			
24/04/2019	Expense	No	Synergy	254300865292 SYNERGY RETAIL B St.Giorgio AUTOMATIC DRAWING	Electricity	-873.90	12,102.21
26/04/2019	Expense	No	DeGen Cleaning	degen cleaning P4198549236 COOGEEPLAZACLEANIN TRANSFER DEBIT	Cleaning & Rubbish Removal	-1,265.00	10,837.21
30/04/2019	Expense	No	NAB Bank Fee	ACCOUNT FEES A.K.F. NARDONE SUP FEES	Bank charges	-10.00	10,827.21
01/05/2019	Deposit	No	Shop 5 Aldente	ALDENTE P P Rent shop5 may Aldente pizza TRANSFER CREDIT	Rents Received	2,412.64	13,239.85
06/05/2019	Expense	No	Frichot & Frichot Lawyers	Extension on Shop 6A Lease	Legal and professional fees	-880.00	12,359.85
06/05/2019	Deposit	No	Shop 1	Sh1 Rent Outgoings CBA INTER-BANK CREDIT	Rents Received	5,612.32	17,972.17
06/05/2019	Deposit	No	Natasha De Olive - Shop 3	Shp3 rent May 19 NATASHA DE OLIVE INTER-BANK CREDIT	Rents Received	3,464.07	21,436.24
08/05/2019	Deposit	No	MadeJ	Rent shop 4 May AMANDA ALLEN INTER-BANK CREDIT	Rents Received	2,388.43	23,824.67
08/05/2019	Deposit	No	Kemal Hassan	JuneFishNchips KEMAL HASSAN INTER-BANK CREDIT	Rents Received	2,867.48	26,692.15
13/05/2019	Expense	No	Rocco Nardone	INTERNET TRANSFER RPENSION9780 TRANSFER DEBIT	Pension Payments - Rocco	-7,500.00	19,192.15
14/05/2019	Deposit	No	Anthony Protic	MAY 2019 ANTHONY PROTIC INTER-BANK CREDIT	Rents Received	2,985.09	22,177.24
20/05/2019	Deposit	No	Coogee Bakery	Shop 2 rent CBA INTER-BANK CREDIT	Rents Received	3,185.95	25,363.19
5/2019	Deposit	No	Coogee Continental	feb-may19 antco Coogee Continent INTER-BANK CREDIT	Rents Received	23,983.11	49,346.30
22/05/2019	Deposit	No	Thai Tae	thai tae tha tae may TRANSFER CREDIT	Rents Received	3,102.47	52,448.77
23/05/2019	Deposit	No		feb-may19 antco Coogee Continent INTER-BANK CREDIT	Rents Received	7,994.37	60,443.14
23/05/2019	Expense	No	ATO Payments	CHEQUE 0000490 CHEQUE	Income tax payable	-19,081.00	41,362.14
28/05/2019	Transfer	No		INTERNET TRANSFER from4396to4157 rocco TRANSFER DEBIT	NAB - 4157	-30,000.00	11,362.14
29/05/2019	Expense	No	DeGen Cleaning	INTERNET TRANSFER COOGEEPLAZACLEANIN TRANSFER DEBIT	Cleaning & Rubbish Removal	-1,320.00	10,042.14
29/05/2019	Expense	No	Fair Price Electrical Services	Repairs to Telephone Distribution Box, due to Weather Damage	Repairs and maintenance	-495.00	9,547.14
29/05/2019	Expense	No	Fair Price Electrical Services	Data Point to Unit 3	Repairs and maintenance	-261.80	9,285.34
30/05/2019	Expense	No	Synergy	INTERNET BPAY BANKWEST CREDIT	Electricity	-106.80	9,178.54
				CARD5229805601121367 TRANSFER DEBIT			
31/05/2019	Expense	No	NAB Bank Fee	FEE ACCOUNT 086131 830144396 FEES	Bank charges	-10.00	9,168.54
03/06/2019	Expense	No	Success Tax Professionals Midland	INTERNET TRANSFER inv12969 audit rocco TRANSFER DEBIT	Audit Fees	-1,300.00	7,868.54
03/06/2019	Expense	No	Success Tax Professionals Midland	INTERNET TRANSFER stpchargesinv12970 rocco TRANSFER DEBIT	Accountancy	-6,980.00	888.54
03/06/2019	Deposit	No	Shop 1	Sh1 Rent Outgoings CBA INTER-BANK CREDIT	Rents Received	5,612.32	6,500.86
04/06/2019	Deposit	No	Shop 5 Aldente	INTERNET TRANSFER Rent shop5 june ALDENTE P P TRANSFER CREDIT	Rents Received	2,412.64	8,913.50
06/06/2019	Deposit	No	Natasha De Olive - Shop 3	June rent shp3 NATASHA DE OLIVE INTER-BANK CREDIT	Rents Received	3,464.07	12,377.57
6/2019	Expense	No	Water Corporation	9000413754 WATER CORP AUTOMATIC DRAWING	Water Consumption	-2,022.23	10,355.34
6/2019	Expense	No	P Tilli & Co	Gardening & Roof Repairs	Repairs and maintenance	-1,540.00	8,815.34
10/06/2019	Transfer	No		INTERNET TRANSFER From 4157 To 4396 rocco TRANSFER CREDIT	NAB - 4157	5,000.00	13,815.34
10/06/2019	Expense	No	Damir Nakic	Repairs to Verandah due to truck reverse	Repairs and maintenance	-330.00	13,485.34
11/06/2019	Expense	No	City of Cockburn	CHEQUE 0000492 CHEQUE	Rates	-8,977.07	4,508.27
12/06/2019	Expense	No	Ben Nash Surveys	Survey Lease Shops 9/11	Land & Buildings	-450.00	4,058.27
12/06/2019	Expense	No	Fair Price Electrical Services	Light Repairs to Toilets	Repairs and maintenance	-192.50	3,865.77
13/06/2019	Expense	No	Bunnings Warehouse	INTERNET BPAY BUNNINGS 5481528 TRANSFER DEBIT	Repairs and maintenance	-503.11	3,362.66
13/06/2019	Deposit	No	MadeJ	shop 4 coogee June AMANDA ALLEN INTER-BANK CREDIT	Rents Received	2,444.97	5,807.53
14/06/2019	Expense	No	P Tilli & Co	Repairs to ceiling paint, and brick pavings	Repairs and maintenance	-1,126.00	4,681.53
14/06/2019	Deposit	No	Anthony Protic	JUNE 2019 ANTHONY PROTIC INTER-BANK CREDIT	Rents Received	2,985.09	7,666.72
14/06/2019	Deposit	No	Coogee Continental	jun19 antco Coogee Continent INTER-BANK CREDIT	Rents Received	8,178.03	15,844.75
17/06/2019	Deposit	No	Kemal Hassan	JulyFishNchips KEMAL HASSAN INTER-BANK CREDIT	Rents Received	2,867.48	18,712.23
19/06/2019	Deposit	No	Thai Tae	thai tae thai tae June TRANSFER CREDIT	Rents Received	3,102.47	21,814.70
19/06/2019	Deposit	No	Remo Quality Meats	REMOS QUALITY MEAT REMOS QUALITY ME INTER-BANK CREDIT	Rents Received	4,582.18	26,396.88
19/06/2019	Deposit	No	Coogee Bakery	COO BAKE INV142 CBA INTER-BANK CREDIT	Rents Received	3,175.95	29,572.83
20/06/2019	Deposit	No		COO BAKE INV 143 CBA INTER-BANK CREDIT	Rents Received	3,175.95	32,748.78
21/06/2019	Expense	No	DeGen Cleaning	INTERNET TRANSFER COOGEEPLAZACLEANIN TRANSFER DEBIT	Cleaning & Rubbish Removal	-1,941.28	30,807.50
21/06/2019	Expense	No	Value Tissue	INTERNET TRANSFER inv19031 ROCCO TRANSFER DEBIT	Supplies & Materials	-556.60	30,250.90
21/06/2019	Expense	No	MobiWash	Driveway Pressure Clean	Repairs and maintenance	-605.00	29,645.90
24/06/2019	Deposit	No	Remo Quality Meats	REMOS QUALITY MEAT REMOS QUALITY ME INTER-BANK CREDIT	Rents Received	4,582.18	34,228.08
25/06/2019	Expense	No	Milan WA Construction	Annual Charges	Repairs and maintenance	-3,942.00	30,286.08
25/06/2019	Expense	No	Synergy	25720092288 SYNERGY RETAIL B AUTOMATIC DRAWING	Electricity	-1,028.55	29,257.53

33

DATE	TRANSACTION TYPE	NO.	ADJ	NAME	MEMO/DESCRIPTION	SPLIT	AMOUNT	BALANCE
25/06/2019	Expense		No	P Tilli & Co	Paving Repairs	Repairs and maintenance	-2,252.80	27,004.73
26/06/2019	Deposit		No	Maria Nardone	maria super cont NARDCLASSHOM INTER-BANK CREDIT	Employer Super Contributions Received	25,000.00	52,004.73
27/06/2019	Deposit		No	Shop 1	Sh1 Rent Outgoings CBA INTER-BANK CREDIT	Rents Received	5,778.75	57,783.48
27/06/2019	Deposit		No	Rocco Nardone	rocco SUPER CONT NARDCLASSHOM INTER-BANK CREDIT	Employer Super Contributions Received	25,000.00	82,783.48
28/06/2019	Expense		No	NAB Bank Fee	FEE ACCOUNT 086131 830144396 FEES	Bank charges	-10.00	82,773.48
28/06/2019	Deposit		No	Al Dente P/P	INTERNET TRANSFER RENT AL DENTE P/P TRANSFER CREDIT	Rents Received	2,412.64	85,186.12
Total for NAB - 4396							A\$65,011.64	
Coogee Plaza								
Beginning Balance								3,644,397.72
Total for Coogee Plaza								
Coogee Plaza - P & E								
Beginning Balance								2,337.97
Total for Coogee Plaza - P & E								
Land & Buildings								
Beginning Balance								198,315.67
03/04/2019	Expense		No	Damir Nakic	INTERNET TRANSFER Shop 10 works TRANSFER DEBIT	NAB - 4396	3,028.18	201,343.85
23/04/2019	Expense		No	Fair Price Electrical Services	Electrical Upgrades to shop10	NAB - 4396	2,368.00	203,711.85
12/06/2019	Expense		No	Ben Nash Surveys	Survey Lease Shops 9/11	NAB - 4396	409.89	204,120.94
Total for Land & Buildings							A\$5,605.27	
ATO Clearing Account								
Beginning Balance								7.2
23/07/2018	Expense		No		June 18	NAB - 4396	-10,591.00	-3,378.00
24/07/2018	Expense		No		INTERNET BPAY TAX OFFICE PAYMENTS 830206860216560 TRANSFER DEBIT	NAB - 4396	-288.00	-3,666.00
23/10/2018	Cheque Expense	35	No	ATO Payments		NAB - 4396	-10,587.00	-14,253.00
26/02/2019	Expense		No		INTERNET BPAY TAX OFFICE PAYMENTS 830206860216560 TRANSFER DEBIT	NAB - 4396	-13,292.00	-27,545.00
24/04/2019	Expense		No		INTERNET BPAY TAX OFFICE PAYMENTS 830206860216560 TRANSFER DEBIT	NAB - 4396	-11,225.00	-38,770.00
Total for ATO Clearing Account							A\$ - 45,983.00	
GST Liabilities Payable								
Beginning Balance								3,335.91
03/07/2018	Deposit		No	Coogee Continental		NAB - 4396	754.92	4,090.83
09/07/2018	Deposit		No	MadeJ		NAB - 4396	217.13	4,307.96
10/07/2018	Deposit		No	Kemal Hassan		NAB - 4396	254.77	4,562.73
11/07/2018	Deposit		No	Anthony Protic		NAB - 4396	265.16	4,827.89
12/07/2018	Deposit		No	Natasha De Olive - Shop 3		NAB - 4396	314.92	5,142.81
19/07/2018	Deposit		No			NAB - 4396	416.56	5,559.37
23/07/2018	Cheque Expense	30	No	Pro-Lamps Ltd		NAB - 4396	-29.30	5,530.07
24/07/2018	Expense		No	City of Cockburn		NAB - 4396	0.00	5,530.07
24/07/2018	Expense		No	Jims Mowing		NAB - 4396	-9.09	5,520.98
24/07/2018	Expense		No	Success Tax Professionals Midland		NAB - 4396	-21.82	5,499.16
24/07/2018	Expense		No	Success Tax Professionals Midland		NAB - 4396	0.00	5,499.16
26/07/2018	Deposit		No	Thai Tae		NAB - 4396	272.73	5,771.89
30/07/2018	Deposit		No	Coogee Bakery		NAB - 4396	288.72	6,060.61
31/07/2018	Expense		No			NAB - 4396	0.00	6,060.61
31/07/2018	Deposit		No			NAB - 4396	215.91	6,276.52
31/07/2018	Deposit		No	NAB Interest		NAB - 4157	0.00	6,276.52
31/07/2018	Expense		No	Venture Electrical Services		NAB - 4396	-19.20	6,257.32
31/07/2018	Expense		No	MobiWash		NAB - 4396	-54.55	6,202.77
31/07/2018	Expense		No	Perth Home Gaurd		NAB - 4396	-77.00	6,125.77
31/07/2018	Expense		No	Betta Sweeping Services		NAB - 4396	-25.00	6,100.77
01/08/2018	Deposit		No			NAB - 4396	502.87	6,603.64
02/08/2018	Deposit		No			NAB - 4396	254.77	6,858.41
06/08/2018	Deposit		No			NAB - 4396	314.92	7,173.33
06/08/2018	Deposit		No	MadeJ		NAB - 4396	217.13	7,390.46
09/08/2018	Expense		No	Water Corporation		NAB - 4396	0.00	7,390.46
13/08/2018	Deposit		No	Anthony Protic		NAB - 4396	265.16	7,655.62
16/08/2018	Expense		No	Jims Mowing		NAB - 4396	-9.09	7,646.53
20/08/2018	Deposit		No			NAB - 4396	416.56	8,063.09
21/08/2018	Expense		No	Synergy		NAB - 4396	-91.30	7,971.79
24/08/2018	Deposit		No	Coogee Continental		NAB - 4396	726.76	8,698.55

DATE	TRANSACTION TYPE	NO. ADJ	NAME	MEMO/DESCRIPTION	SPLIT	AMOUNT	BALANCE
30/08/2018	Deposit	No	Thai Tae		NAB - 4396	282.04	8,980.59
31/08/2018	Deposit	No			NAB - 4396	215.91	9,196.50
31/08/2018	Deposit	No			NAB - 4157	0.00	9,196.50
31/08/2018	Expense	No			NAB - 4396	0.00	9,196.50
03/09/2018	Deposit	No			NAB - 4396	510.21	9,706.71
03/09/2018	Deposit	No	Shop 1		NAB - 4396	288.72	9,995.43
05/09/2018	Expense	No	DeGen Cleaning		NAB - 4396	-145.00	9,850.43
05/09/2018	Expense	No	Synergy		NAB - 4396	-11.26	9,839.17
05/09/2018	Expense	No	Synergy		NAB - 4396	-6.33	9,832.84
05/09/2018	Deposit	No	Thai Tae		NAB - 4396	9.32	9,842.16
06/09/2018	Deposit	No	MadeJ		NAB - 4396	217.13	10,059.29
07/09/2018	Deposit	No	Kemal Hassan		NAB - 4396	254.77	10,314.06
10/09/2018	Deposit	No	Natasha De Olive - Shop 3		NAB - 4396	314.92	10,628.98
10/09/2018	Expense	No	Inspiration Paint		NAB - 4396	-16.05	10,612.93
12/09/2018	Deposit	No	Anthony Protic		NAB - 4396	265.16	10,878.09
14/09/2018	Expense	No	Jims Mowing		NAB - 4396	-9.09	10,869.00
24/09/2018	Deposit	No	Thai Tae		NAB - 4396	282.04	11,151.04
27/09/2018	Expense	No	DeGen Cleaning		NAB - 4396	-116.72	11,034.32
27/09/2018	Expense	No	Pink Hygiene		NAB - 4396	-17.19	11,017.13
28/09/2018	Expense	No	NAB Bank Fee		NAB - 4396	0.00	11,017.13
28/09/2018	Deposit	No	NAB Interest		NAB - 4157	0.00	11,017.13
01/10/2018	Deposit	No	Coogee Bakery		NAB - 4396	288.72	11,305.85
01/10/2018	Deposit	No	MadeJ		NAB - 4396	217.13	11,522.98
01/10/2018	Deposit	No	Shop 5 Aldente		NAB - 4396	215.91	11,738.89
01/10/2018	Deposit	No	Shop 1		NAB - 4396	510.21	12,249.10
01/10/2018	Deposit	No	Remo Quality Meats		NAB - 4396	416.56	12,665.66
01/10/2018	Expense	No	Milan WA Construction		NAB - 4396	-220.00	12,445.66
01/10/2018	Deposit	No	Natasha De Olive - Shop 3		NAB - 4396	314.92	12,760.58
08/10/2018	Deposit	No	Coogee Continental		NAB - 4396	726.76	13,487.34
11/10/2018	Expense	No	Water Corporation		NAB - 4396	0.00	13,487.34
15/10/2018	Deposit	No	Kemal Hassan		NAB - 4396	254.77	13,742.11
15/10/2018	Deposit	No	Anthony Protic		NAB - 4396	265.16	14,007.27
17/10/2018	Deposit	No	Thai Tae		NAB - 4396	216.59	14,223.86
18/10/2018	Cheque Expense	39 No	Jims Mowing		NAB - 4396	-9.09	14,214.77
19/10/2018	Cheque Expense	38 No	Synergy		NAB - 4396	-88.62	14,126.15
19/10/2018	Deposit	No	Coogee Bakery		NAB - 4396	288.72	14,414.87
23/10/2018	Cheque Expense	37 No	City of Cockburn		NAB - 4396	0.00	14,414.87
25/10/2018	Deposit	No	Remo Quality Meats		NAB - 4396	416.56	14,831.43
27/10/2018	Deposit	No	Kemal Hassan		NAB - 4396	254.77	15,086.20
29/10/2018	Cheque Expense	35 No	DeGen Cleaning		NAB - 4396	-110.00	14,976.20
31/10/2018	Deposit	No	Coogee Continental		NAB - 4396	363.64	15,339.84
31/10/2018	Cheque Expense	33 No	NAB Bank Fee		NAB - 4396	0.00	15,339.84
31/10/2018	Deposit	No	Shop 5 Aldente		NAB - 4396	215.91	15,555.75
31/10/2018	Deposit	No	Thai Tae		NAB - 4396	282.04	15,837.79
31/10/2018	Deposit	No	Shop 1		NAB - 4396	510.21	16,348.00
01/11/2018	Deposit	No	MadeJ		NAB - 4396	214.20	16,562.20
06/11/2018	Cheque Expense	41 No	Jims Mowing		NAB - 4396	-9.09	16,553.11
12/11/2018	Deposit	No	Natasha De Olive - Shop 3		NAB - 4396	310.06	16,863.17
14/11/2018	Deposit	No	Anthony Protic		NAB - 4396	265.16	17,128.33
19/11/2018	Deposit	No	Coogee Continental		NAB - 4396	363.12	17,491.45
23/11/2018	Cheque Expense	42 No	Frichot & Frichot Lawyers		NAB - 4396	-70.00	17,421.45
27/11/2018	Cheque Expense	43 No	DeGen Cleaning		NAB - 4396	-134.87	17,286.58
28/11/2018	Deposit	No	Remo Quality Meats		NAB - 4396	416.56	17,703.14
29/11/2018	Cheque Expense	45 No	Synergy		NAB - 4396	-9.58	17,693.56
30/11/2018	Deposit	No	Shop 5 Aldente		NAB - 4396	219.33	17,912.89
30/11/2018	Cheque Expense	46 No	NAB Bank Fee		NAB - 4396	0.00	17,912.89
30/11/2018	Deposit	No	Kemal Hassan		NAB - 4396	254.77	18,167.66
03/12/2018	Deposit	No			NAB - 4396	1,315.83	19,483.49
05/12/2018	Cheque Expense	47 No	Synergy		NAB - 4396	-9.54	19,473.95
05/12/2018	Deposit	No	Coogee Continental		NAB - 4396	363.64	19,837.59
05/12/2018	Cheque Expense	48 No	Jims Mowing		NAB - 4396	-9.09	19,828.50
10/12/2018	Cheque Expense	49 No	Water Corporation		NAB - 4396	0.00	19,828.50
10/12/2018	Deposit	No	Coogee Bakery		NAB - 4396	284.41	20,112.91
11/12/2018	Deposit	No	Coogee Continental		NAB - 4396	363.12	20,476.03

25

DATE	TRANSACTION TYPE	NO.	ADJ	NAME	MEMO/DESCRIPTION	SPLIT	AMOUNT	BALANCE
14/12/2018	Deposit		No	Anthony Protic		NAB - 4396	265.16	20,741.19
18/12/2018	Cheque Expense	50	No	Synergy		NAB - 4396	-79.21	20,661.98
24/12/2018	Cheque Expense	52	No	City of Cockburn		NAB - 4396	0.00	20,661.98
24/12/2018	Cheque Expense	51	No	Elders Insurance		NAB - 4396	-34.00	20,627.98
24/12/2018	Cheque Expense	53	No	MobiWash		NAB - 4396	-54.55	20,573.43
28/12/2018	Deposit		No	Remo Quality Meats		NAB - 4396	416.56	20,989.99
28/12/2018	Cheque Expense	54	No	DeGen Cleaning		NAB - 4396	-147.50	20,842.49
31/12/2018	Deposit		No	Shop 5 Aldente		NAB - 4396	219.33	21,061.82
31/12/2018	Cheque Expense	56	No	NAB Bank Fee		NAB - 4396	0.00	21,061.82
02/01/2019	Deposit		No	Shop 1		NAB - 4396	510.21	21,572.03
07/01/2019	Deposit		No			NAB - 4396	532.05	22,104.08
07/01/2019	Cheque Expense	40	No	Jims Mowing		NAB - 4396	-9.09	22,094.99
10/01/2019	Deposit		No	Thai Tae		NAB - 4396	282.04	22,377.03
11/01/2019	Deposit		No	Kemal Hassan		NAB - 4396	254.77	22,631.80
14/01/2019	Deposit		No	Coogee Continental		NAB - 4396	715.84	23,347.64
14/01/2019	Deposit		No	Anthony Protic		NAB - 4396	265.16	23,612.80
16/01/2019	Deposit		No	Remo Quality Meats		NAB - 4396	416.56	24,029.36
16/01/2019	Deposit		No	Coogee Bakery		NAB - 4396	288.72	24,318.08
29/01/2019	Expense		No	Pink Hygiene		NAB - 4396	-17.79	24,300.29
29/01/2019	Expense		No	Department of Finance		NAB - 4396	0.00	24,300.29
31/01/2019	Deposit		No	Shop 5 Aldente		NAB - 4396	219.33	24,519.62
31/01/2019	Expense		No	NAB Bank Fee		NAB - 4396	0.00	24,5
31/01/2019	Deposit		No	NAB Interest		NAB - 4157	0.00	24,519.62
01/02/2019	Expense		No	DeGen Cleaning		NAB - 4396	-122.50	24,397.12
01/02/2019	Expense		No	Value Tissue		NAB - 4396	-46.81	24,350.31
01/02/2019	Deposit		No	Shop 1		NAB - 4396	510.21	24,860.52
04/02/2019	Deposit		No	Natasha De Olive - Shop 3		NAB - 4396	314.92	25,175.44
04/02/2019	Deposit		No	MadeJ		NAB - 4396	217.13	25,392.57
07/02/2019	Deposit		No	Thai Tae		NAB - 4396	282.04	25,674.61
07/02/2019	Expense		No	Water Corporation		NAB - 4396	0.00	25,674.61
11/02/2019	Deposit		No	Kemal Hassan		NAB - 4396	254.77	25,929.38
13/02/2019	Deposit		No	Anthony Protic		NAB - 4396	265.16	26,194.54
15/02/2019	Expense		No	Synergy		NAB - 4396	-10.33	26,184.21
18/02/2019	Deposit		No	Coogee Continental		NAB - 4396	726.76	26,910.97
18/02/2019	Deposit		No	Coogee Bakery		NAB - 4396	288.72	27,199.69
20/02/2019	Expense		No	Synergy		NAB - 4396	-85.31	27,114.38
21/02/2019	Deposit		No	Thai Tae		NAB - 4396	282.04	27,396.42
25/02/2019	Expense		No	Elders Insurance		NAB - 4396	0.00	27,396.42
25/02/2019	Expense		No	Elders Insurance		NAB - 4396	-848.46	26,547.96
26/02/2019	Expense		No	City of Cockburn		NAB - 4396	0.00	26,547.96
28/02/2019	Deposit		No	Shop 5 Aldente		NAB - 4396	219.33	26,767.29
28/02/2019	Deposit		No	NAB Interest		NAB - 4157	0.00	26,767.29
28/02/2019	Expense		No	NAB Bank Fee		NAB - 4396	0.00	26,767.29
28/02/2019	Deposit		No	Remo Quality Meats		NAB - 4396	416.56	27,183.85
01/03/2019	Expense		No	DeGen Cleaning		NAB - 4396	-160.00	27,0
01/03/2019	Expense		No	Frichot & Frichot Lawyers		NAB - 4396	-121.34	26,902.51
01/03/2019	Expense		No	Kevlar Ply Ltd		NAB - 4396	-40.00	26,862.51
04/03/2019	Deposit		No	Shop 1		NAB - 4396	510.21	27,372.72
04/03/2019	Deposit		No	MadeJ		NAB - 4396	217.13	27,589.85
04/03/2019	Deposit		No	Coogee Bakery		NAB - 4396	288.72	27,878.57
04/03/2019	Deposit		No	Natasha De Olive - Shop 3		NAB - 4396	314.92	28,193.49
11/03/2019	Deposit		No	Kemal Hassan		NAB - 4396	254.77	28,448.26
12/03/2019	Deposit		No	Anthony Protic		NAB - 4396	265.16	28,713.42
12/03/2019	Deposit		No	Coogee Bakery		NAB - 4396	90.91	28,804.33
15/03/2019	Expense		No	Affordable Pest Control		NAB - 4396	-35.00	28,769.33
15/03/2019	Deposit		No	Coogee Continental		NAB - 4396	726.76	29,496.09
27/03/2019	Expense		No	Elders Insurance		NAB - 4396	-223.76	29,272.33
27/03/2019	Expense		No	DeGen Cleaning		NAB - 4396	-125.00	29,147.33
29/03/2019	Expense		No	NAB Bank Fee		NAB - 4396	0.00	29,147.33
29/03/2019	Deposit		No	NAB Interest		NAB - 4157	0.00	29,147.33
02/04/2019	Deposit		No	Shop 5 Aldente		NAB - 4396	219.33	29,366.66
03/04/2019	Deposit		No	Shop 1		NAB - 4396	510.21	29,876.87
03/04/2019	Expense		No	Damir Nakic		NAB - 4396	-302.82	29,574.05
04/04/2019	Deposit		No	Natasha De Olive - Shop 3		NAB - 4396	314.92	29,888.97
04/04/2019	Deposit		No	Thai Tae		NAB - 4396	282.04	30,171.01
05/04/2019	Deposit		No	Kemal Hassan		NAB - 4396	254.77	30,425.78
08/04/2019	Deposit		No	MadeJ		NAB - 4396	217.13	30,642.91
08/04/2019	Deposit		No	Coogee Bakery		NAB - 4396	198.72	30,841.63

DATE	TRANSACTION TYPE	NO.	ADJ	NAME	MEMO/DESCRIPTION	SPLIT	AMOUNT	BALANCE
10/04/2019	Expense	No		Water Corporation				
11/04/2019	Deposit	No		Remo Quality Meats		NAB - 4396	0.00	30,841.63
15/04/2019	Deposit	No		Anthony Protic		NAB - 4396	833.12	31,674.75
16/04/2019	Deposit	No		Thai Tae		NAB - 4396	271.37	31,946.12
23/04/2019	Expense	No		Fair Price Electrical Services		NAB - 4396	282.04	32,228.16
						NAB - 4396	-236.80	31,991.36
24/04/2019	Expense	No		Synergy				
26/04/2019	Expense	No		DeGen Cleaning		NAB - 4396	-79.45	31,911.91
30/04/2019	Deposit	No		NAB Interest		NAB - 4396	-115.00	31,796.91
30/04/2019	Expense	No		NAB Bank Fee		NAB - 4157	0.00	31,796.91
01/05/2019	Deposit	No		Shop 5 Aldente		NAB - 4396	0.00	31,796.91
06/05/2019	Deposit	No		Shop 1		NAB - 4396	219.33	32,016.24
06/05/2019	Deposit	No		Natasha De Olive - Shop 3		NAB - 4396	510.21	32,526.45
06/05/2019	Expense	No		Frichot & Frichot Lawyers		NAB - 4396	314.92	32,841.37
						NAB - 4396	-80.00	32,761.37
08/05/2019	Deposit	No		MadeJ				
08/05/2019	Deposit	No		Kemal Hassan		NAB - 4396	217.13	32,978.50
14/05/2019	Deposit	No		Anthony Protic		NAB - 4396	260.68	33,239.18
20/05/2019	Deposit	No		Coogee Bakery		NAB - 4396	271.37	33,510.55
22/05/2019	Deposit	No		Coogee Continental		NAB - 4396	289.63	33,800.18
22/05/2019	Deposit	No		Thai Tae		NAB - 4396	2,180.28	35,980.46
23/05/2019	Deposit	No				NAB - 4396	282.04	36,262.50
29/05/2019	Expense	No		DeGen Cleaning		NAB - 4396	726.76	36,989.26
29/05/2019	Expense	No		Fair Price Electrical Services		NAB - 4396	-120.00	36,869.26
						NAB - 4396	-45.00	36,824.26
29/05/2019	Expense	No		Fair Price Electrical Services				
						NAB - 4396	-23.80	36,800.46
31/05/2019	Expense	No		Synergy				
31/05/2019	Deposit	No				NAB - 4396	-9.71	36,790.75
31/05/2019	Expense	No		NAB Bank Fee		NAB - 4157	0.00	36,790.75
03/06/2019	Deposit	No		Shop 1		NAB - 4396	0.00	36,790.75
03/06/2019	Expense	No		Success Tax Professionals Midland		NAB - 4396	510.21	37,300.96
						NAB - 4396	-634.55	36,666.41
03/06/2019	Expense	No		Success Tax Professionals Midland				
						NAB - 4396	-118.18	36,548.23
04/06/2019	Deposit	No		Shop 5 Aldente				
06/06/2019	Deposit	No		Natasha De Olive - Shop 3		NAB - 4396	219.33	36,767.56
						NAB - 4396	314.92	37,082.48
07/06/2019	Expense	No		P Tilli & Co				
07/06/2019	Expense	No		Water Corporation		NAB - 4396	-140.00	36,942.48
10/06/2019	Expense	No		Damir Nakic		NAB - 4396	0.00	36,942.48
11/06/2019	Expense	No		City of Cockburn		NAB - 4396	-30.00	36,912.48
12/06/2019	Expense	No		Fair Price Electrical Services		NAB - 4396	0.00	36,912.48
						NAB - 4396	-17.50	36,894.98
12/06/2019	Expense	No		Ben Nash Surveys				
13/06/2019	Deposit	No		MadeJ		NAB - 4396	-40.91	36,854.07
13/06/2019	Expense	No		Bunnings Warehouse		NAB - 4396	222.27	37,076.34
14/06/2019	Expense	No		P Tilli & Co		NAB - 4396	-45.74	37,030.60
14/06/2019	Deposit	No		Coogee Continental		NAB - 4396	-102.36	36,928.24
14/06/2019	Deposit	No		Anthony Protic		NAB - 4396	743.46	37,671.70
17/06/2019	Deposit	No		Kemal Hassan		NAB - 4396	271.37	37,943.07
17/06/2019	Deposit	No		Remo Quality Meats		NAB - 4396	260.68	38,203.75
19/06/2019	Deposit	No		Coogee Bakery		NAB - 4396	416.56	38,620.31
19/06/2019	Deposit	No		Thai Tae		NAB - 4396	288.72	38,909.03
20/06/2019	Deposit	No				NAB - 4396	282.04	39,191.07
21/06/2019	Expense	No		Value Tissue		NAB - 4396	288.72	39,479.79
21/06/2019	Expense	No		MobiWash		NAB - 4396	-50.60	39,429.19
21/06/2019	Expense	No		DeGen Cleaning		NAB - 4396	-55.00	39,374.19
24/06/2019	Deposit	No		Remo Quality Meats		NAB - 4396	-176.48	39,197.71
25/06/2019	Expense	No		P Tilli & Co		NAB - 4396	416.56	39,614.27
25/06/2019	Expense	No		Synergy		NAB - 4396	-204.80	39,409.47
25/06/2019	Expense	No		Milan WA Construction		NAB - 4396	-93.50	39,315.97
27/06/2019	Deposit	No		Shop 1		NAB - 4396	-358.36	38,957.61
28/06/2019	Deposit	No		NAB Interest		NAB - 4396	525.34	39,482.95
28/06/2019	Deposit	No		Al Dente P/P		NAB - 4157	0.00	39,482.95
28/06/2019	Expense	No		NAB Bank Fee		NAB - 4396	219.33	39,702.28
						NAB - 4396	0.00	39,702.28
Total for GST Liabilities Payable							A\$36,366.37	
Income tax payable								
23/05/2019	Expense	No		ATO Payments	CHEQUE 0000490 CHEQUE	NAB - 4396	-19,081.00	-19,081.00
Total for Income tax payable								
							A\$ -	
PAYG Instalment Liabilities							19,081.00	
Beginning Balance								-6,124.00
Total for PAYG Instalment Liabilities								
Bonds Held								
Beginning Balance								8,470.00

57

DATE	TRANSACTION NO.	ADJ	NAME	MEMO/DESCRIPTION	SPLIT	AMOUNT	BALANCE
Total for Bonds Held							
Opening Balance Equity							
Beginning Balance							
							1,154,469.95
Total for Opening Balance Equity							
Opening Balance Equity - Maria							
Beginning Balance							
							2,184,463.50
Total for Opening Balance Equity - Maria							
Pension Payments - Rocco							
Beginning Balance							
							-91,777.85
30/07/2018	Expense	No	Rocco Nardone	INTERNET TRANSFER RPENSION9780 TRANSFER DEBIT	NAB - 4396	-3,276.85	-95,054.70
28/08/2018	Expense	No	Rocco Nardone	INTERNET TRANSFER RPENSION9780 TRANSFER DEBIT	NAB - 4396	-3,276.85	-98,331.55
28/09/2018	Expense	No	Rocco Nardone	INTERNET TRANSFER RPENSION9780 TRANSFER DEBIT	NAB - 4396	-7,500.00	-105,831.55
29/10/2018	Cheque	34	No Rocco Nardone		NAB - 4396	-7,500.00	-113,331.55
28/11/2018	Cheque	44	No Rocco Nardone		NAB - 4396	-7,500.00	-120,831.55
28/12/2018	Cheque	55	No Rocco Nardone		NAB - 4396	-7,500.00	-128,331.55
12/02/2019	Expense	No	Rocco Nardone	INTERNET TRANSFER RPENSION9780jan TRANSFER DEBIT	NAB - 4396	-7,500.00	-135,831.55
13/02/2019	Expense	No	Rocco Nardone	INTERNET TRANSFER RPENSION9780 TRANSFER DEBIT	NAB - 4396	-7,500.00	-143,331.55
22/02/2019	Expense	No	Rocco Nardone	INTERNET TRANSFER RPENSIONmarch TRANSFER DEBIT	NAB - 4396	-7,500.00	-150,831.55
13/03/2019	Expense	No	Rocco Nardone	INTERNET TRANSFER RPENSION9780 TRANSFER DEBIT	NAB - 4396	-7,500.00	-158,331.55
11/04/2019	Expense	No	Rocco Nardone	INTERNET TRANSFER RPENSION9780 TRANSFER DEBIT	NAB - 4396	-7,500.00	-165,831.55
13/05/2019	Expense	No	Rocco Nardone	INTERNET TRANSFER RPENSION9780 TRANSFER DEBIT	NAB - 4396	-7,500.00	-173,331.55
Total for Pension Payments - Rocco							A\$ - 81,553.70
Pensions Paid - Maria							
Beginning Balance							
							-119,378.54
Total for Pensions Paid - Maria							
Retained Earnings							
Beginning Balance							
							735,018.02
Total for Retained Earnings							
Employer Super Contributions Received							
26/06/2019	Deposit	No	Maria Nardone	maria super cont NARDCLASSHOM INTER-BANK CREDIT	NAB - 4396	25,000.00	25,000.00
27/06/2019	Deposit	No	Rocco Nardone	rocco SUPER CONT NARDCLASSHOM INTER-BANK CREDIT	NAB - 4396	25,000.00	50,000.00
Total for Employer Super Contributions Received							A\$50,000.00
Rents Received							
03/07/2018	Deposit	No	Coogee Continental		NAB - 4396	7,549.20	7,549.20
09/07/2018	Deposit	No	MadeJ	INTERNET TRANSFER RENT OUTGOINGS JULY 2018 MADEJ TRANSFER CREDIT	NAB - 4396	2,171.30	9,720.50
10/07/2018	Deposit	No	Kemal Hassan	JulyFishnChips KEMAL HASSAN St Giorgio Pty L INTER-BANK CREDIT	NAB - 4396	2,547.65	12,268.15
11/07/2018	Deposit	No	Anthony Protic	JUNE 1ST 2018 ANTHONY PROTIC ST Giorgio PL INTER-BANK CREDIT	NAB - 4396	2,651.60	14,919.75
12/07/2018	Deposit	No	Natasha De Olive - Shop 3	July rent shop3 NATASHA DE OLIVE St Giorgio Pty L INTER-BANK CREDIT	NAB - 4396	3,149.15	18,068.90
19/07/2018	Deposit	No		REMOS QUALITY MEAT REMOS QUALITY ME ST GIORGIO PTY L INTER-BANK CREDIT	NAB - 4396	4,165.62	22,234.52
26/07/2018	Deposit	No	Thai Tae	Thai Tae July Thai Tae St Giorgio pty l INTER-BANK CREDIT	NAB - 4396	2,727.27	24,961.79
30/07/2018	Deposit	No	Coogee Bakery	shop 2 july CBA st giorgio pty a INTER-BANK CREDIT	NAB - 4396	2,887.23	27,849.02
31/07/2018	Deposit	No		ALDENTE P P Rent unit5 Al dente p TRANSFER CREDIT	NAB - 4396	2,159.13	30,008.15
01/08/2018	Deposit	No		Sh1 Rent Outgoings CBA St Giorgio PL AT INTER-BANK CREDIT	NAB - 4396	5,028.70	35,036.85
02/08/2018	Deposit	No		AugFishnChips KEMAL HASSAN St Giorgio Pty L INTER-BANK CREDIT	NAB - 4396	2,547.65	37,584.50
06/08/2018	Deposit	No		aug rent 18 shop3 NATASHA DE OLIVE St Giorgio Pty L INTER-BANK CREDIT	NAB - 4396	3,149.15	40,733.65
06/08/2018	Deposit	No	MadeJ	INTERNET TRANSFER RENT OUTGOINGS AUG 2018 MADEJ TRANSFER CREDIT	NAB - 4396	2,171.30	42,904.95
13/08/2018	Deposit	No	Anthony Protic	JULY 23 2018 ANTHONY PROTIC ST Giorgio PL INTER-BANK CREDIT	NAB - 4396	2,651.60	45,556.55
20/08/2018	Deposit	No		REMOS QUALITY MEAT REMOS QUALITY ME ST GIORGIO PTY L INTER-BANK CREDIT	NAB - 4396	4,165.62	49,722.17
24/08/2018	Deposit	No	Coogee Continental	JUL18 ANTCO Coogee Continent St. Giorgio P/L INTER-BANK CREDIT	NAB - 4396	7,267.61	56,989.78
30/08/2018	Deposit	No	Thai Tae	thai tae thai tae august TRANSFER CREDIT	NAB - 4396	2,820.43	59,810.21
31/08/2018	Deposit	No		INTERNET TRANSFER Rent shop 5 ALDENTE P P TRANSFER CREDIT	NAB - 4396	2,159.13	61,969.34
03/09/2018	Deposit	No		Sh1 Rent Outgoings CBA St Giorgio PL AT INTER-BANK CREDIT	NAB - 4396	5,102.11	67,071.45
03/09/2018	Deposit	No	Shop 1	shop2august bakery CBA st giorgio pty a INTER-BANK CREDIT	NAB - 4396	2,887.23	69,958.68

DATE	TRANSACTION TYPE	NO.	ADJ	NAME	MEMO/DESCRIPTION	SPLIT	AMOUNT	BALANCE
05/09/2018	Deposit	No		Thai Tae	Thai Tae Remainder of July re			
06/09/2018	Deposit	No		MadeJ	INTERNET TRANSFER RENT OUTGOINGS Sept 2018	NAB - 4396	93.15	70,051.83
					MADEJ TRANSFER CREDIT	NAB - 4396	2,171.30	72,223.13
07/09/2018	Deposit	No		Kemal Hassan	SeptFishNchips KEMAL HASSAN St Giorgio Pty L INTER-BANK CREDIT	NAB - 4396	2,547.65	74,770.78
10/09/2018	Deposit	No		Natasha De Olive - Shop 3	sept rent shop3 NATASHA DE OLIVE St Giorgio Pty L INTER-BANK CREDIT	NAB - 4396	3,149.15	77,919.93
12/09/2018	Deposit	No		Anthony Protic	SEPTEMBER 3 2018 ANTHONY PROTIC ST Giorgio PL INTER-BANK CREDIT	NAB - 4396	2,651.60	80,571.53
24/09/2018	Deposit	No		Thai Tae	thai tae thai tae september TRANSFER CREDIT	NAB - 4396	2,820.43	83,391.96
01/10/2018	Deposit	No		MadeJ	INTERNET TRANSFER RENT OUTGOINGS Oct 2018 MADEJ TRANSFER CREDIT	NAB - 4396	2,171.30	85,563.26
01/10/2018	Deposit	No		Remo Quality Meats	REMOS QUALITY MEAT REMOS QUALITY ME INTER-BANK CREDIT	NAB - 4396	4,165.62	89,728.88
01/10/2018	Deposit	No		Shop 1	Sh1 Rent Outgoings CBA INTER-BANK CREDIT	NAB - 4396	5,102.11	94,830.99
01/10/2018	Deposit	No		Shop 5 Aldente	ALDENTE P P rent shop 5 aldent rent shop5 aldente TRANSFER CREDIT	NAB - 4396	2,159.13	96,990.12
01/10/2018	Deposit	No		Coogee Bakery	coogee beach bak shop 2 sept TRANSFER CREDIT	NAB - 4396	2,887.23	99,877.35
08/10/2018	Deposit	No		Natasha De Olive - Shop 3	Oct 18 Shop 3 NATASHA DE OLIVE INTER-BANK CREDIT	NAB - 4396	3,149.15	103,026.50
08/10/2018	Deposit	No		Coogee Continental	AUG18 ANTCO Coogee Continent INTER-BANK CREDIT	NAB - 4396	7,267.61	110,294.11
15/10/2018	Deposit	No		Kemal Hassan		NAB - 4396	2,547.65	112,841.76
15/10/2018	Deposit	No		Anthony Protic		NAB - 4396	2,651.60	115,493.36
17/10/2018	Deposit	No		Thai Tae		NAB - 4396	2,165.92	117,659.28
19/10/2018	Deposit	No		Coogee Bakery		NAB - 4396	2,887.23	120,546.51
25/10/2018	Deposit	No		Remo Quality Meats		NAB - 4396	4,165.62	124,712.13
27/10/2018	Deposit	No		Kemal Hassan		NAB - 4396	2,547.65	127,259.78
31/10/2018	Deposit	No		Thai Tae		NAB - 4396	2,820.43	130,080.21
31/10/2018	Deposit	No		Shop 5 Aldente		NAB - 4396	2,159.13	132,239.34
01/11/2018	Deposit	No		Coogee Continental		NAB - 4396	3,636.36	135,875.70
05/11/2018	Deposit	No		Shop 1		NAB - 4396	5,102.11	140,977.81
12/11/2018	Deposit	No		MadeJ		NAB - 4396	2,141.96	143,119.77
				Natasha De Olive - Shop 3		NAB - 4396	3,100.62	146,220.39
14/11/2018	Deposit	No		Anthony Protic		NAB - 4396	2,651.60	148,871.99
19/11/2018	Deposit	No		Coogee Continental		NAB - 4396	3,631.25	152,503.24
28/11/2018	Deposit	No		Remo Quality Meats		NAB - 4396	4,165.62	156,668.86
30/11/2018	Deposit	No		Kemal Hassan		NAB - 4396	2,547.65	159,216.51
30/11/2018	Deposit	No		Shop 5 Aldente		NAB - 4396	2,193.31	161,409.82
03/12/2018	Deposit	No				NAB - 4396	3,149.15	164,558.97
03/12/2018	Deposit	No				NAB - 4396	2,820.43	167,379.40
03/12/2018	Deposit	No				NAB - 4396	2,128.42	169,507.82
03/12/2018	Deposit	No				NAB - 4396	42.88	169,550.70
05/12/2018	Deposit	No		Coogee Continental		NAB - 4396	5,017.42	174,568.12
10/12/2018	Deposit	No		Coogee Bakery		NAB - 4396	3,636.36	178,204.48
11/12/2018	Deposit	No		Coogee Continental		NAB - 4396	2,844.07	181,048.55
14/12/2018	Deposit	No		Anthony Protic		NAB - 4396	3,631.25	184,679.80
28/12/2018	Deposit	No		Remo Quality Meats		NAB - 4396	2,651.60	187,331.40
31/12/2018	Deposit	No		Shop 5 Aldente		NAB - 4396	4,165.62	191,497.02
02/01/2019	Deposit	No		Shop 1		NAB - 4396	2,193.31	193,690.33
07/01/2019	Deposit	No				NAB - 4396	5,102.11	198,792.44
10/01/2019	Deposit	No		Thai Tae	Thai Tae Decembe Thai Tae December TRANSFER CREDIT	NAB - 4396	2,171.30	204,112.89
11/01/2019	Deposit	No		Kemal Hassan	FebFishNchips KEMAL HASSAN St Giorgio Pty L INTER-BANK CREDIT	NAB - 4396	2,820.43	206,933.32
						NAB - 4396	2,547.65	209,480.97
14/01/2019	Deposit	No		Coogee Continental	NOV18 ANTCO RENT Coogee Continent St. Giorgio P/L INTER-BANK CREDIT	NAB - 4396	7,158.38	216,639.35
14/01/2019	Deposit	No		Anthony Protic	JANUARY 2019 ANTHONY PROTIC ST Giorgio PL INTER-BANK CREDIT	NAB - 4396	2,651.60	219,290.95
16/01/2019	Deposit	No		Remo Quality Meats	REMOS QUALITY MEAT REMOS QUALITY ME ST GIORGIO PTY L INTER-BANK CREDIT	NAB - 4396	4,165.62	223,456.57
16/01/2019	Deposit	No		Coogee Bakery	Dec bakery rent CBA St Giorgio Pty L INTER-BANK CREDIT	NAB - 4396	2,887.23	226,343.80
31/01/2019	Deposit	No		Shop 5 Aldente	INTERNET TRANSFER Rent shop5 ALDENTE P P TRANSFER CREDIT	NAB - 4396	2,193.31	228,537.11
01/02/2019	Deposit	No		Shop 1	Sh1 Rent Outgoings CBA St Giorgio PL AT INTER-BANK CREDIT	NAB - 4396	5,102.11	233,639.22
04/02/2019	Deposit	No		MadeJ	INTERNET TRANSFER RENT OUTGOINGS Feb 2019 MADEJ TRANSFER CREDIT	NAB - 4396	2,171.30	235,810.52
04/02/2019	Deposit	No		Natasha De Olive - Shop 3	Shop3 Rent Feb19 NATASHA DE OLIVE St Giorgio Pty L INTER-BANK CREDIT	NAB - 4396	3,149.15	238,959.67
07/02/2019	Deposit	No		Thai Tae	thai tae thai tae january TRANSFER CREDIT	NAB - 4396	2,820.43	241,780.10
11/02/2019	Deposit	No		Kemal Hassan	MarchFishNchips KEMAL HASSAN St Giorgio Pty L INTER-BANK CREDIT	NAB - 4396	2,547.65	244,327.75
13/02/2019	Deposit	No		Anthony Protic	FEBUARY 2019 ANTHONY PROTIC ST Giorgio PL INTER-BANK CREDIT	NAB - 4396	2,651.60	246,979.35
18/02/2019	Deposit	No		Coogee Continental	DEC18 ANTCO Coogee Continent St. Giorgio P/L INTER-BANK CREDIT	NAB - 4396	7,267.61	254,246.96
18/02/2019	Deposit	No		Coogee Bakery	shop 2 january CBA St Giorgio Pty L INTER-BANK CREDIT	NAB - 4396	2,887.23	257,134.19
21/02/2019	Deposit	No		Thai Tae	thai tae thai tae feb TRANSFER CREDIT	NAB - 4396	2,820.43	259,954.62

DATE	TRANSACTION NO. TYPE	ADJ	NAME	MEMO/DESCRIPTION	SPLIT	AMOUNT	BALANCE
28/02/2019	Deposit	No	Shop 5 Aldente	INTERNET TRANSFER Rent shop5 ALDENTE P P TRANSFER CREDIT	NAB - 4396	2,193.31	262,147.93
28/02/2019	Deposit	No	Remo Quality Meats	REMOS QUALITY MEAT REMOS QUALITY ME ST GIORGIO PTY L INTER-BANK CREDIT	NAB - 4396	4,165.62	266,313.55
04/03/2019	Deposit	No	MadeJ	INTERNET TRANSFER RENT OUTGOINGS march 2019 MADEJ TRANSFER CREDIT	NAB - 4396	2,171.30	268,484.85
04/03/2019	Deposit	No	Coogee Bakery	shop2rent february CBA St Giorgio Pty L INTER-BANK CREDIT	NAB - 4396	2,887.23	271,372.08
04/03/2019	Deposit	No	Shop 1	Sh1 Rent Outgoings CBA St Giorgio PL AT INTER-BANK CREDIT	NAB - 4396	5,102.11	276,474.19
04/03/2019	Deposit	No	Natasha De Olive - Shop 3	Shop 3 March 19 NATASHA DE OLIVE St Giorgio Pty L INTER-BANK CREDIT	NAB - 4396	3,149.15	279,623.34
11/03/2019	Deposit	No	Kemal Hassan	FishNchipsApril KEMAL HASSAN St Giorgio Pty L INTER-BANK CREDIT	NAB - 4396	2,547.65	282,170.99
12/03/2019	Deposit	No	Anthony Protic	MARCH 2019 ANTHONY PROTIC ST Giorgio PL INTER-BANK CREDIT	NAB - 4396	2,651.60	284,822.59
12/03/2019	Deposit	No	Coogee Bakery	shop 2 rent march CBA St Giorgio Pty L INTER-BANK CREDIT	NAB - 4396	909.09	285,731.68
15/03/2019	Deposit	No	Coogee Continental	858 JAN19 Coogee Continent St. Giorgio P/L INTER-BANK CREDIT	NAB - 4396	7,267.61	292,999.29
02/04/2019	Deposit	No	Shop 5 Aldente	ALDENTE P P Rent shop5 Aldente pizza TRANSFER CREDIT	NAB - 4396	2,193.31	295,192.60
03/04/2019	Deposit	No	Shop 1	Sh1 Rent Outgoings CBA INTER-BANK CREDIT	NAB - 4396	5,102.11	300,294.71
04/04/2019	Deposit	No	Thai Tae	thai tae thai tae march TRANSFER CREDIT	NAB - 4396	2,820.43	303,115.14
04/04/2019	Deposit	No	Natasha De Olive - Shop 3	Shop 3 April 19 NATASHA DE OLIVE INTER-BANK CREDIT	NAB - 4396	3,149.15	306,264.29
05/04/2019	Deposit	No	Kemal Hassan	MayFishNchips KEMAL HASSAN INTER-BANK CREDIT	NAB - 4396	2,547.65	308,811.94
08/04/2019	Deposit	No	MadeJ	shop4 coogee april AMANDA ALLEN INTER-BANK CREDIT	NAB - 4396	2,171.30	310,983.24
08/04/2019	Deposit	No	Coogee Bakery	Coogee Bakery Marc CBA INTER-BANK CREDIT	NAB - 4396	1,987.23	312,970.47
11/04/2019	Deposit	No	Remo Quality Meats	REMOS QUALITY MEAT REMOS QUALITY ME INTER-BANK CREDIT	NAB - 4396	8,331.24	321,301.71
15/04/2019	Deposit	No	Anthony Protic	APRIL 2019 ANTHONY PROTIC ST Giorgio PL INTER-BANK CREDIT	NAB - 4396	2,713.72	324,015.43
16/04/2019	Deposit	No	Thai Tae	thai tae thai tae april TRANSFER CREDIT	NAB - 4396	2,820.43	326,835.86
01/05/2019	Deposit	No	Shop 5 Aldente	ALDENTE P P Rent shop5 may Aldente pizza TRANSFER CREDIT	NAB - 4396	2,193.31	329,029.17
06/05/2019	Deposit	No	Shop 1	Sh1 Rent Outgoings CBA INTER-BANK CREDIT	NAB - 4396	5,102.11	334,131.28
06/05/2019	Deposit	No	Natasha De Olive - Shop 3	Shp3 rent May 19 NATASHA DE OLIVE INTER-BANK CREDIT	NAB - 4396	3,149.15	337,280.43
08/05/2019	Deposit	No	Kemal Hassan	JuneFishNchips KEMAL HASSAN INTER-BANK CREDIT	NAB - 4396	2,606.80	339,887.23
08/05/2019	Deposit	No	MadeJ	Rent shop 4 May AMANDA ALLEN INTER-BANK CREDIT	NAB - 4396	2,171.30	342,058.53
14/05/2019	Deposit	No	Anthony Protic	MAY 2019 ANTHONY PROTIC INTER-BANK CREDIT	NAB - 4396	2,713.72	344,772.25
20/05/2019	Deposit	No	Coogee Bakery	Shop 2 rent CBA INTER-BANK CREDIT	NAB - 4396	2,896.32	347,668.57
22/05/2019	Deposit	No	Coogee Continental	feb-may19 antco Coogee Continent INTER-BANK CREDIT	NAB - 4396	21,802.83	369,471.40
22/05/2019	Deposit	No	Thai Tae	thai tae tha tae may TRANSFER CREDIT	NAB - 4396	2,820.43	372,291.83
23/05/2019	Deposit	No		feb-may19 antco Coogee Continent INTER-BANK CREDIT	NAB - 4396	7,267.61	379,559.44
03/06/2019	Deposit	No	Shop 1	Sh1 Rent Outgoings CBA INTER-BANK CREDIT	NAB - 4396	5,102.11	384,661.55
04/06/2019	Deposit	No	Shop 5 Aldente	INTERNET TRANSFER Rent shop5 june ALDENTE P P TRANSFER CREDIT	NAB - 4396	2,193.31	386,854.86
06/06/2019	Deposit	No	Natasha De Olive - Shop 3	June rent shp3 NATASHA DE OLIVE INTER-BANK CREDIT	NAB - 4396	3,149.15	390,004.01
13/06/2019	Deposit	No	MadeJ	shop 4 coogee June AMANDA ALLEN INTER-BANK CREDIT	NAB - 4396	2,222.70	392,226.71
14/06/2019	Deposit	No	Coogee Continental	jun19 antco Coogee Continent INTER-BANK CREDIT	NAB - 4396	7,434.57	399,661.28
14/06/2019	Deposit	No	Anthony Protic	JUNE 2019 ANTHONY PROTIC INTER-BANK CREDIT	NAB - 4396	2,713.72	402,375.00
17/06/2019	Deposit	No	Kemal Hassan	JulyFishNchips KEMAL HASSAN INTER-BANK CREDIT	NAB - 4396	2,606.80	404,981.80
19/06/2019	Deposit	No	Thai Tae	thai tae thai tae June TRANSFER CREDIT	NAB - 4396	2,820.43	407,802.23
19/06/2019	Deposit	No	Coogee Bakery	COO BAKE INV142 CBA INTER-BANK CREDIT	NAB - 4396	2,887.23	410,689.46
19/06/2019	Deposit	No	Remo Quality Meats	REMOS QUALITY MEAT REMOS QUALITY ME INTER-BANK CREDIT	NAB - 4396	4,165.62	414,855.08
20/06/2019	Deposit	No		COO BAKE INV 143 CBA INTER-BANK CREDIT	NAB - 4396	2,887.23	417,742.31
24/06/2019	Deposit	No	Remo Quality Meats	REMOS QUALITY MEAT REMOS QUALITY ME INTER-BANK CREDIT	NAB - 4396	4,165.62	421,907.93
27/06/2019	Deposit	No	Shop 1	Sh1 Rent Outgoings CBA INTER-BANK CREDIT	NAB - 4396	5,253.41	427,161.34
28/06/2019	Deposit	No	Al Dente P/P	INTERNET TRANSFER RENT AL DENTE P/P TRANSFER CREDIT	NAB - 4396	2,193.31	429,354.65
Total for Rents Received						A\$429,354.65	
Accountancy							
24/07/2018	Expense	No	Success Tax Professionals Midland	INTERNET BPAY BANKWEST CREDIT CARDS5229805601121367 TRANSFER DEBIT	NAB - 4396	218.18	218.18
03/06/2019	Expense	No	Success Tax Professionals Midland	INTERNET TRANSFER stpchargesinv12970 rocco TRANSFER DEBIT	NAB - 4396	6,345.45	6,563.63
Total for Accountancy						A\$6,563.63	
Audit Fees							
03/06/2019	Expense	No	Success Tax Professionals Midland	INTERNET TRANSFER inv12969 audit rocco TRANSFER DEBIT	NAB - 4396	1,181.82	1,181.82
Total for Audit Fees						A\$1,181.82	
Bank charges							
31/07/2018	Expense	No		ACCOUNT FEES A.K.F. NARDONE SUP FEES	NAB - 4396	10.00	10.00
31/08/2018	Expense	No		ACCOUNT FEES A.K.F. NARDONE SUP FEES	NAB - 4396	10.00	20.00
28/09/2018	Expense	No	NAB Bank Fee	FEE ACCOUNT 086131 830144396 FEES	NAB - 4396	10.00	30.00
31/10/2018	Cheque Expense	33	No	NAB Bank Fee	NAB - 4396	10.00	40.00

DATE	TRANSACTION TYPE	NO.	ADJ	NAME	MEMO/DESCRIPTION	SPLIT	AMOUNT	BALANCE
30/11/2018	Cheque Expense	46	No	NAB Bank Fee		NAB - 4396	10.00	50.00
31/12/2018	Cheque Expense	56	No	NAB Bank Fee		NAB - 4396	10.00	60.00
31/01/2019	Expense		No	NAB Bank Fee	ACCOUNT FEES A.K.F. NARDONE SUP FEES	NAB - 4396	10.00	70.00
28/02/2019	Expense		No	NAB Bank Fee	ACCOUNT FEES A.K.F. NARDONE SUP FEES	NAB - 4396	10.00	80.00
29/03/2019	Expense		No	NAB Bank Fee	FEE ACCOUNT 086131 830144396 FEES	NAB - 4396	10.00	90.00
30/04/2019	Expense		No	NAB Bank Fee	ACCOUNT FEES A.K.F. NARDONE SUP FEES	NAB - 4396	10.00	100.00
31/05/2019	Expense		No	NAB Bank Fee	FEE ACCOUNT 086131 830144396 FEES	NAB - 4396	10.00	110.00
28/06/2019	Expense		No	NAB Bank Fee	FEE ACCOUNT 086131 830144396 FEES	NAB - 4396	10.00	120.00
Total for Bank charges								
							A\$120.00	
Cleaning & Rubbish Removal								
31/07/2018	Expense		No	MobiWash	COOGEE BIN MAINTENCE	NAB - 4396	545.45	545.45
31/07/2018	Expense		No	Betta Sweeping Services	coogee bitumen maint	NAB - 4396	250.00	795.45
05/09/2018	Expense		No	DeGen Cleaning	INTERNET TRANSFER COOGEEPLAZACLEANIN TRANSFER DEBIT	NAB - 4396	1,450.00	2,245.45
27/09/2018	Expense		No	DeGen Cleaning	COOGEE PLAZA CLEANING	NAB - 4396	1,167.20	3,412.65
27/09/2018	Expense		No	Pink Hygiene	Initial Hygine	NAB - 4396	171.92	3,584.57
29/10/2018	Cheque Expense	35	No	DeGen Cleaning		NAB - 4396	1,100.00	4,684.57
27/11/2018	Cheque Expense	43	No	DeGen Cleaning		NAB - 4396	1,348.70	6,033.27
24/12/2018	Cheque Expense	53	No	MobiWash		NAB - 4396	545.45	6,578.72
28/12/2018	Cheque Expense	54	No	DeGen Cleaning		NAB - 4396	1,475.00	8,053.72
29/01/2019	Expense		No	Pink Hygiene	INTERNET BPAY RENTOKIL INITIAL 94037124 TRANSFER DEBIT	NAB - 4396	177.93	8,231.65
01/02/2019	Expense		No	DeGen Cleaning	INTERNET TRANSFER COOGEEPLAZACLEANIN TRANSFER DEBIT	NAB - 4396	1,225.00	9,456.65
01/03/2019	Expense		No	DeGen Cleaning	degen cleaning S9977239729 COOGEEPLAZACLEANIN TRANSFER DEBIT	NAB - 4396	1,600.00	11,056.65
27/03/2019	Expense		No	DeGen Cleaning	INTERNET TRANSFER COOGEEPLAZACLEANIN TRANSFER DEBIT	NAB - 4396	1,250.00	12,306.65
26/04/2019	Expense		No	DeGen Cleaning	degen cleaning P4198549236 COOGEEPLAZACLEANIN TRANSFER DEBIT	NAB - 4396	1,150.00	13,456.65
29/05/2019	Expense		No	DeGen Cleaning	INTERNET TRANSFER COOGEEPLAZACLEANIN TRANSFER DEBIT	NAB - 4396	1,200.00	14,656.65
21/06/2019	Expense		No	DeGen Cleaning	INTERNET TRANSFER COOGEEPLAZACLEANIN TRANSFER DEBIT	NAB - 4396	1,764.80	16,421.45
Total for Cleaning & Rubbish Removal								
							A\$16,421.45	
Electricity								
21/08/2018	Expense		No	Synergy	256500862339 SYNERGY RETAIL B St.Giorgio AUTOMATIC DRAWING	NAB - 4396	912.95	912.95
05/09/2018	Expense		No	Synergy	INTERNET BPAY SYNERGY 5189901916 TRANSFER DEBIT	NAB - 4396	112.59	1,025.54
05/09/2018	Expense		No	Synergy	INTERNET BPAY SYNERGY 5164002016 TRANSFER DEBIT	NAB - 4396	63.27	1,088.81
19/10/2018	Cheque Expense	38	No	Synergy		NAB - 4396	886.23	1,975.04
29/11/2018	Cheque Expense	45	No	Synergy		NAB - 4396	95.79	2,070.83
05/12/2018	Cheque Expense	47	No	Synergy		NAB - 4396	95.36	2,166.19
12/12/2018	Cheque Expense	50	No	Synergy		NAB - 4396	792.14	2,958.33
15/02/2019	Expense		No	Synergy	INTERNET BPAY SYNERGY 5164002016 TRANSFER DEBIT	NAB - 4396	103.32	3,061.65
20/02/2019	Expense		No	Synergy	253400963769 SYNERGY RETAIL B St.Giorgio AUTOMATIC DRAWING	NAB - 4396	853.14	3,914.79
24/04/2019	Expense		No	Synergy	254300865292 SYNERGY RETAIL B St.Giorgio AUTOMATIC DRAWING	NAB - 4396	794.45	4,709.24
30/05/2019	Expense		No	Synergy	INTERNET BPAY BANKWEST CREDIT CARD5229805601121367 TRANSFER DEBIT	NAB - 4396	97.09	4,806.33
25/06/2019	Expense		No	Synergy	257200922288 SYNERGY RETAIL B AUTOMATIC DRAWING	NAB - 4396	935.05	5,741.38
Total for Electricity								
							A\$5,741.38	
Filing Fees								
24/07/2018	Expense		No	Success Tax Professionals Midland	INTERNET BPAY BANKWEST CREDIT CARD5229805601121367 TRANSFER DEBIT	NAB - 4396	48.00	48.00
Total for Filing Fees								
							A\$48.00	
Gardening								
24/07/2018	Expense		No	Jims Mowing	INTERNET TRANSFER COOGEE lawnmowing TRANSFER DEBIT	NAB - 4396	90.91	90.91
16/08/2018	Expense		No	Jims Mowing	INTERNET TRANSFER COOGEE lawnmowing TRANSFER DEBIT	NAB - 4396	90.91	181.82
14/09/2018	Expense		No	Jims Mowing	INTERNET TRANSFER COOGEE lawnmowing TRANSFER DEBIT	NAB - 4396	90.91	272.73
18/10/2018	Cheque Expense	39	No	Jims Mowing		NAB - 4396	90.91	363.64
06/11/2018	Cheque Expense	41	No	Jims Mowing		NAB - 4396	90.91	454.55
05/12/2018	Cheque	48	No	Jims Mowing		NAB - 4396	90.91	545.46

DATE	TRANSACTION NO. ADJ NAME	MEMO/DESCRIPTION	SPLIT	AMOUNT	BALANCE
07/01/2019	Expense Cheque Expense	40 No Jims Mowing	NAB - 4396	90.91	636.37
Total for Gardening				A\$636.37	
Insurance expenses					
24/12/2018	Cheque Expense	51 No Elders Insurance	NAB - 4396	340.00	340.00
25/02/2019	Expense	No Elders Insurance	INTERNET BPAY BANKWEST CREDIT CARD5229805601121367 TRANSFER DEBIT	906.89	1,246.89
25/02/2019	Expense	No Elders Insurance	INTERNET BPAY BANKWEST CREDIT CARD5229805601121367 TRANSFER DEBIT	8,484.65	9,731.54
27/03/2019	Expense	No Elders Insurance	Workers Comp Insurance	2,237.61	11,969.15
Total for Insurance expenses				A\$11,969.15	
Legal and professional fees					
23/11/2018	Cheque Expense	42 No Frichot & Frichot Lawyers	NAB - 4396	700.00	700.00
01/03/2019	Expense	No Frichot & Frichot Lawyers	390090 Lease Renewal	1,213.36	1,913.36
06/05/2019	Expense	No Frichot & Frichot Lawyers	Extension on Shop 6A Lease	800.00	2,713.36
Total for Legal and professional fees				A\$2,713.36	
Rates					
24/07/2018	Expense	No City of Cockburn	INTERNET BPAY City of Cockburn 1133151132 TRANSFER DEBIT	223.05	223.05
23/10/2018	Cheque Expense	37 No City of Cockburn	NAB - 4396	9,562.00	9,785.05
24/12/2018	Cheque Expense	52 No City of Cockburn	NAB - 4396	9,562.00	19,347.05
29/01/2019	Expense	No Department of Finance	INTERNET BPAY OSR -WA - Land Tax 0414131780 TRANSFER DEBIT	2,458.95	21,805.99
26/02/2019	Expense	No City of Cockburn	INTERNET BPAY City of Cockburn 1133151132 TRANSFER DEBIT	8,977.07	30,783.07
11/06/2019	Expense	No City of Cockburn	CHEQUE 0000492 CHEQUE	8,977.07	39,760.14
Total for Rates				A\$39,760.14	
Repairs and maintenance					
23/07/2018	Cheque Expense	30 No Pro-Lamps Ltd	Globes Repairs	293.00	293.00
31/07/2018	Expense	No Venture Electrical Services	venture electrical B6042149781 inv2767	192.00	485.00
31/07/2018	Expense	No Perth Home Gaurd	Door Repairs	770.00	1,255.00
10/09/2018	Expense	No Inspiration Paint	Paint Supplies	160.54	1,415.54
04/10/2018	Expense	No Milan WA Construction	coogee repairs	2,200.00	3,615.54
01/03/2019	Expense	No Kevlar Ply Ltd	Inv1615 Bitumen Repairs	400.00	4,015.54
15/03/2019	Expense	No Affordable Pest Control	affordable pest control nv2954	350.00	4,365.54
29/05/2019	Expense	No Fair Price Electrical Services	Repairs to Telephone Distribution Box, due to Weather Damage	450.00	4,815.54
29/05/2019	Expense	No Fair Price Electrical Services	Data Point to Unit 3	238.00	5,053.54
07/06/2019	Expense	No P Tilli & Co	Gardening & Roof Repairs	1,400.00	6,453.54
10/06/2019	Expense	No Damir Nakic	Repairs to Verandah due to truck reverse	300.00	6,753.54
12/06/2019	Expense	No Fair Price Electrical Services	Light Repairs to Toilets	175.00	6,928.54
13/06/2019	Expense	No Bunnings Warehouse	INTERNET BPAY BUNNINGS 5481528 TRANSFER DEBIT	457.37	7,385.91
14/06/2019	Expense	No P Tilli & Co	Repairs to ceiling paint, and brick pavings	1,023.64	8,409.55
21/06/2019	Expense	No MobiWash	Driveway Pressure Clean	550.00	8,959.55
25/06/2019	Expense	No P Tilli & Co	Paving Repairs	2,048.00	11,007.55
25/06/2019	Expense	No Milan WA Construction	Annual Charges	3,583.64	14,591.19
Total for Repairs and maintenance				A\$14,591.19	
Supplies & Materials					
01/02/2019	Expense	No Value Tissue	INTERNET TRANSFER inv18670 rocco TRANSFER DEBIT	468.10	468.10
21/06/2019	Expense	No Value Tissue	INTERNET TRANSFER inv19031 ROCCO TRANSFER DEBIT	506.00	974.10
Total for Supplies & Materials				A\$974.10	
Water Consumption					
09/08/2018	Expense	No Water Corporation	9000413754 WATER CORP ST GIORGIO PTY L AUTOMATIC DRAWING	1,756.55	1,756.55
11/10/2018	Expense	No Water Corporation	9000413754 WATER CORP AUTOMATIC DRAWING	1,848.35	3,604.90
10/12/2018	Cheque Expense	49 No Water Corporation	NAB - 4396	1,865.49	5,470.39
07/02/2019	Expense	No Water Corporation	9000413754 WATER CORP ST GIORGIO PTY L AUTOMATIC DRAWING	2,111.94	7,582.33
10/04/2019	Expense	No Water Corporation	9000413754 WATER CORP AUTOMATIC DRAWING	1,552.26	9,134.59
07/06/2019	Expense	No Water Corporation	9000413754 WATER CORP AUTOMATIC DRAWING	2,022.23	11,156.82
Total for Water Consumption				A\$11,156.82	
Interest income					
31/07/2018	Deposit	No NAB Interest	INTEREST CA INTEREST NARDONE SUP INTEREST PAID	22.51	22.51
31/08/2018	Deposit	No NAB Interest	INTEREST CA INTEREST NARDONE SUP INTEREST PAID	45.93	68.44
28/09/2018	Deposit	No NAB Interest	INTEREST CA INTEREST NARDONE SUP INTEREST PAID	74.83	143.27
31/01/2019	Deposit	No NAB Interest	INTEREST CA INTEREST NARDONE SUP INTEREST PAID	190.54	333.81
28/02/2019	Deposit	No NAB Interest	INTEREST CA INTEREST NARDONE SUP INTEREST PAID	183.49	517.30

DATE	TRANSACTION TYPE	NO.	ADJ	NAME	MEMO/DESCRIPTION	SPLIT	AMOUNT	BALANCE
29/03/2019	Deposit		No	NAB Interest	INTEREST CA INTEREST NARDONE SUP INTEREST PAID	NAB - 4157	185.70	703.00
30/04/2019	Deposit		No	NAB Interest	INTEREST CA INTEREST NARDONE SUP INTEREST PAID	NAB - 4157	222.91	925.91
31/05/2019	Deposit		No		FEE ACCOUNT 086-131408934157 INTEREST PAID	NAB - 4157	231.82	1,157.73
28/06/2019	Deposit		No	NAB Interest	FEE ACCOUNT 086-131408934157 INTEREST PAID	NAB - 4157	219.03	1,376.76
Total for Interest Income							A\$1,376.76	



43

051/003480



NARDONE INVESTMENT SUPERANNUATION FUND
 26 TWEEDDALE ROAD
 APPECROSS WA 6153

Account Balance Summary

Opening balance	\$9,168.54	Cr
Total credits	\$109,774.72	
Total debits	\$33,757.14	
Closing balance	\$85,186.12	Cr

Statement starts 1 June 2019
 Statement ends 28 June 2019

Outlet Details

Belmont
 100 Wright St, Belmont WA 6104

Account Details

ST GIORGIO PTY LTD ATFT NARDONE INVESTMENT
 SUPERANNUATION FUND
 BUSINESS EVERYDAY AC
 BSB number 086-131
 Account number 83-014-4396

Transaction Details

Date	Particulars	Debits	Credits	Balance
1 Jun 2019	Brought forward			9,168.54 Cr
3 Jun 2019	Sh1 Rent Outgoings CBA 068523.....		5,612.32	
	Internet Transfer inv12969 audit rocco	1,300.00 ✓		
	Internet Transfer stpchargesinv12970 rocco	6,980.00 ✓		6,500.86 Cr
4 Jun 2019	Internet Transfer Rent shop5 june Aldente P P.....		2,412.64 ✓	8,913.50 Cr
6 Jun 2019	June rent shp3 Natasha De Olive 068523.....		3,464.07	12,377.57 Cr
7 Jun 2019	9000413754 Water Corp 208343.....	2,022.23 ✓		
	000491.....	1,540.00 ✓		8,815.34 Cr
10 Jun 2019	Internet Transfer From 4157 To 4396 rocco		5,000.00	
	Internet Transfer Refund7185repairjo rocco <i>Min for 6.5 hrs repair to vehicle</i>	330.00		13,485.34 Cr
11 Jun 2019	000492.....	8,977.07		4,508.27 Cr
12 Jun 2019	Internet Transfer inv1147 <i>Electrical repairs</i>	192.50		
	Internet Transfer inv438.....	450.00 ✓		3,865.77 Cr
13 Jun 2019	shop 4 coogee June Amanda Allen 068523.....		2,444.97 ✓	
	Internet Bpay Bunnings 5481528.....	503.11 ✓		5,807.63 Cr
14 Jun 2019	June 2019 Anthony Protic 068523.....		2,985.09	
	jun19 antco Coogee Continent 166111.....		8,178.03 ✓	
	000493 <i>Taxi's Repairs</i>	1,126.00 ✓		15,844.75 Cr
17 Jun 2019	Julyfishnchips Kemal Hassan 068523.....		2,867.48 ✓	18,712.23 Cr
19 Jun 2019	thai tae thai tae June <i>June Rent</i>		3,102.47 ✓	
	Coo Bake INV142 CBA Carried forward			21,814.70 Cr

99

Transaction Details (continued)

Date	Particulars	Debits	Credits	Balance
	Brought forward			21,814.70 Cr
	068523 Bakery Month Rent		3,175.95	
	Remos Quality Meat Remos Quality Me			
	175029		4,582.18 ✓	29,572.83 Cr
20 Jun 2019	Coo Bake Inv 143 CBA			
	068523 June rent		3,175.95 ✓	32,748.78 Cr
21 Jun 2019	Internet Transfer inv916 Pressure cleaning	605.00 ✓		
	Internet Transfer Coogeeplazacleanin	1,941.28 ✓		
	Internet Transfer inv19031			
	Rocco Ticket papers	556.60 ✓		29,645.90 Cr
24 Jun 2019	Remos Quality Meat Remos Quality Me			
	175029 June rent		4,582.18 ✓	34,228.08 Cr
25 Jun 2019	Internet Transfer coogeeplazarepairs Repairs	2,252.80 ✓		
	Internet Transfer 4396 to bwest3392 Repairs	3,942.00 ✓		
	257200922288 Synergy Retail B			
	068093		1,028.55 ✓	27,004.73 Cr
26 Jun 2019	maria super cont Nardclasshom			
	175029		25,000.00	52,004.73 Cr
27 Jun 2019	Sh1 Rent Outgoings CBA This is July rent		5,778.75 ✓	
	rocco Super Cont Nardclasshom			
	175029		25,000.00	82,783.48 ✓
28 Jun 2019	TRANSACTION SUMMARY			
	Banker Assisted Withdrawal	2	\$0.00	\$0.00
	Withdrawal	1	\$0.00	\$0.00
	Electronic Deposit	16	\$0.00	\$0.00
	Electronic Withdrawal	13	\$0.00	\$0.00
	Transaction Fees			\$0.00
	Flat Monthly Fee			\$10.00
	Total Fees Charged			\$10.00
	Internet Transfer Rent			
	Al Dente P/P This is July rent		2,412.64 ✓	
	Account Fees		10.00	85,186.12 Cr

Also paid 29-6-19 Tikk's Repairs 2,252.80
 Also paid 29-6-19 Electrical Repair 1,721.50

Summary of Government Charges

Government	From 1 July to date	Last year to 30 June
Withholding tax	\$0.00	\$0.00
Bank Account Debit (BAD) tax	\$0.00	\$0.00

Bank Accounts Debits (BAD) Tax or State Debits Duty has been abolished for all states & territories effective 1/7/2005. Any amount shown on this statement applies to debits processed on or before 30/06/2005.

For further information on any applicable rebates, fees or government charges, please refer to the NAB's "A Guide to Fees & Charges" booklet. Please retain this statement for taxation purposes

Explanatory Notes

Please check all entries and report any apparent error or possible unauthorised transaction immediately. We may subsequently adjust debits and credits, which may result in a change to your account balance to accurately reflect the obligations between us.

For information on resolving problems or disputes, contact us on 1800 152 015, or ask at any NAB branch.

179/88/02/1003480/5505925/1011850



45

051/008994



NARDONE INVESTMENT SUPERANNUATION FUND
 26 TWEEDDALE ROAD
 APPECROSS WA 6153

Account Balance Summary

Opening balance	\$10,827.21	Cr
Total credits	\$57,995.93	
Total debits	\$59,654.60	
Closing balance	\$9,168.54	Cr

Statement starts 1 May 2019
Statement ends 31 May 2019

Outlet Details

Belmont
 123 Wright St, Belmont WA 6104

Account Details

ST GIORGIO PTY LTD ATFT NARDONE INVESTMENT
 SUPERANNUATION FUND
 BUSINESS EVERYDAY AC
 BSB number 086-131
 Account number 83-014-4396

Transaction Details

Date	Particulars	Debits	Credits	Balance
1 May 2019	Brought forward			10,827.21 Cr
1 May 2019	Aldente P P Rent shop5 may			
	Aldente pizza		2,412.64 ✓	13,239.85 Cr
6 May 2019	Shp3 rent May 19 Natasha De Olive			
	068523		3,464.07 ✓	
	Sh1 Rent Outgoings CBA			
	068523		5,612.32 ✓	
	Internet Transfer 390229 Solicitor Lease: 880.00 fee	880.00		
8 May 2019	Rent shop 4 May Amanda Allen			21,436.24 Cr
	068523		2,388.43 ✓	
	Junefishnchips Kemal Hassan			
	068523		2,867.48 ✓	26,692.15 Cr
May 2019	Internet Transfer RPENSION9780	7,500.00		19,192.15 Cr
14 May 2019	May 2019 Anthony Protic			
	068523		2,985.09 ✓	22,177.24 Cr
20 May 2019	Shop 2 rent CBA			
	068523		3,185.95 ✓	25,363.19 Cr
22 May 2019	thai tae tha tae may			
	feb-may19 antco Coogee Continent		3,102.47 ✓	
	166111 Feb - April Rent			
23 May 2019	feb-may19 antco Coogee Continent		23,983.11 ✓	52,448.77 Cr
	166111			
	000490 2018 TAX to ATO	19,081.00	7,994.37 ✓	
28 May 2019	Internet Transfer from4396to4157			41,362.14 Cr
	rocco			
		30,000.00		
29 May 2019	Internet Transfer inv1145 Electrical works	261.80		11,362.14 Cr
	Internet Transfer inv1143 Electrical repairs	495.00		
	Internet Transfer Coogeeplazacleanin	1,320.00 ✓		
30 May 2019	Internet Bpay Bankwest Credit Card			9,285.34 Cr
	5229805601121367		106.80 ✓	9,178.54 Cr
31 May 2019	TRANSACTION SUMMARY	QUANTITY	U/COST	FEE
	Withdrawal	1	\$0.00	\$0.00
	Electronic Deposit	10	\$0.00	\$0.00
	Electronic Withdrawal	7	\$0.00	\$0.00
	Carried forward			9,178.54 Cr

46

Transaction Details (continued)

Date	Particulars	Debits	Credits	Balance
	Brought forward			9,178.54 Cr
	Transaction Fees	\$0.00		
	Flat Monthly Fee	\$10.00		
	Total Fees Charged	\$10.00		
	Account Fees	10.00		9,168.54 Cr

Summary of Government Charges

Government	From 1 July to date	Last year to 30 June
Withholding tax	\$0.00	\$0.00
Bank Account Debit (BAD) tax	\$0.00	\$0.00

Bank Accounts Debits (BAD) Tax or State Debits Duty has been abolished for all states & territories effective 1/7/2005. Any amount shown on this statement applies to debits processed on or before 30/06/2005.

For further information on any applicable rebates, fees or government charges, please refer to the NAB's "A Guide to Fees & Charges" booklet. Please retain this statement for taxation purposes

Explanatory Notes

Please check all entries and report any apparent error or possible unauthorised transaction immediately.

We may subsequently adjust debits and credits, which may result in a change to your account balance to accurately reflect the obligations between us.

For information on resolving problems or disputes, contact us on 1800 152 015, or ask at any NAB branch.

159/2017/181E105/4680894/651312/1027621



47

051/008626



NARDONE INVESTMENT SUPERANNUATION FUND
 26 TWEEDDALE ROAD
 APPLECROSS WA 6153

Account Balance Summary

Opening balance	\$23,968.95	Cr
Total credits	\$37,220.22	
Total debits	\$50,361.96	
Closing balance	\$10,827.21	Cr

Statement starts 30 March 2019
Statement ends 30 April 2019

Outlet Details

Point
 19 Wright St, Belmont WA 6104

Account Details

ST GIORGIO PTY LTD ATFT NARDONE INVESTMENT
 SUPERANNUATION FUND
 BUSINESS EVERYDAY AC
 BSB number 086-131
 Account number 83-014-4396

Transaction Details

Date	Particulars	Debits	Credits	Balance
30 Mar 2019	Brought forward			23,968.95 Cr
2 Apr 2019	Aldente P P Rent shop5			
	Aldente pizza		2,412.64 ✓	26,381.59 Cr
3 Apr 2019	Sh1 Rent Outgoings CBA 068523		5,612.32 ✓	
	Internet Transfer Shop 10 works Lessor Cont	3,331.00 ✓		28,662.91 Cr
4 Apr 2019	thai tae thai tae march		3,102.47 ✓	
	Shop 3 April 19 Natasha De Olive 068523		3,464.07 ✓	35,229.45 Cr
5 Apr 2019	Mayfishchips Kemal Hassan 068523		2,802.42 ✓	38,031.87 Cr
Apr 2019	Coogee Bakery Marc CBA 068523		2,185.95 ✓	
	shop4 coogee april Amanda Allen		2,388.43 ✓	42,606.25 Cr
10 Apr 2019	9000413754 Water Corp 208343	1,552.26 -		41,053.99 Cr
11 Apr 2019	Remos Quality Meat Remos Quality Me 175029		9,164.36 ✓	
	Internet Transfer from4396To4157 rocco nardone		22,000.00	
	Internet Transfer RPENSION9780	7,500.00		20,718.35 Cr
15 Apr 2019	April 2019 Anthony Protic 068523		2,985.09 ✓	23,703.44 Cr
16 Apr 2019	thai tae thai tae april		3,102.47 ✓	26,805.91 Cr
23 Apr 2019	Internet Transfer inv1112and1113		102,604.80 Lessor Cont	24,201.11 Cr
24 Apr 2019	Internet Bpay Tax Office Payments 830206860216560			
	254300865292 Synergy Retail B 068093	11,225.00		
26 Apr 2019	degen cleaning P4198549236		873.90 ✓	12,102.21 Cr
	Coogeeplazacleanin	1,265.00 -		10,837.21 Cr
30 Apr 2019	TRANSACTION SUMMARY	QUANTITY	U/COST	FEE
	Electronic Deposit	10	\$0.00	\$0.00
	Carried forward			10,837.21 Cr

48

Transaction Details (continued)

Date	Particulars		Debits	Credits	Balance
	Brought forward				10,837.21 Cr
	Electronic Withdrawal	8	\$0.00	\$0.00	
	Transaction Fees			\$0.00	
	Flat Monthly Fee			\$10.00	
	Total Fees Charged			\$10.00	
	Account Fees		10.00		10,827.21 Cr

Summary of Government Charges

	From 1 July to date	Last year to 30 June
Government		
Withholding tax	\$0.00	\$0.00
Bank Account Debit (BAD) tax	\$0.00	\$0.00

Bank Accounts Debits (BAD) Tax or State Debits Duty has been abolished for all states & territories effective 1/7/2005. Any amount shown on this statement applies to debits processed on or before 30/06/2005.

For further information on any applicable rebates, fees or government charges, please refer to the NAB's "A Guide to Fees & Charges" booklet. Please retain this statement for taxation purposes

Explanatory Notes

Please check all entries and report any apparent error or possible unauthorised transaction immediately.

We may subsequently adjust debits and credits, which may result in a change to your account balance to accurately reflect the obligations between us.

For information on resolving problems or disputes, contact us on 1800 152 015, or ask at any NAB branch.

120/88/01/01008626/SD/13062/1026124



051/002024



NARDONE INVESTMENT SUPERANNUATION FUND
 26 TWEEDDALE ROAD
 APPLECROSS WA 6153

Account Balance Summary

Opening balance	\$9,880.70	Cr
Total credits	\$29,354.32	
Total debits	\$15,266.07	
Closing balance	\$23,968.95	Cr

Statement starts 1 March 2019
Statement ends 29 March 2019

Outlet Details

Mont
 150 Wright St, Belmont WA 6104

Account Details

ST GIORGIO PTY LTD ATFT NARDONE INVESTMENT
 SUPERANNUATION FUND
 BUSINESS EVERYDAY AC
 BSB number 086-131
 Account number 83-014-4396

Transaction Details

Date	Particulars	Debits	Credits	Balance
1 Mar 2019	Brought forward			9,880.70 Cr
1 Mar 2019	Internet Transfer inv1615 Asphalt Repair Ltd	440.00		
	Internet Transfer 390090 New Lease	1,334.70		
	degen cleaning S9977239729			
	Coogeeplazacleanin	1,760.00		6,346.00 Cr
4 Mar 2019	Internet Transfer Rent Outgoings			
	march 2019 Madej		2,388.43	
	shop2rent february CBA			
	068523		3,175.95	
	Shop 3 March 19 Natasha De Olive			
	068523		3,464.07	
	Sh1 Rent Outgoings CBA			
	068523		5,612.32	20,986.77 Cr
11 Mar 2019	Fishnchipsapril Kemal Hassan			
	068523		2,802.42	23,789.19 Cr
12 Mar 2019	shop 2 rent march CBA			
	068523		1,000.00	
	March 2019 Anthony Protic			
	068523		2,916.76	27,705.95 Cr
13 Mar 2019	Internet Transfer RPENSION9780	7,500.00		20,205.95 Cr
15 Mar 2019	858 JAN19 Coogee Continent			
	166111		7,994.37	
	affordable pest co E1086072122			
	inv2954 Pest spy Coogee	385.00		27,815.32 Cr
27 Mar 2019	Internet Bpay Bankwest Credit Card			
	5229805601121367 wak.k.computer	2,461.37		
	Internet Transfer Coogeeplazacleanin	1,375.00		23,978.95 Cr
29 Mar 2019	TRANSACTION SUMMARY	QUANTITY	U/COST	FEE
	Electronic Deposit	10	\$0.00	\$0.00
	Electronic Withdrawal	7	\$0.00	\$0.00
	Transaction Fees			\$0.00
	Flat Monthly Fee			\$10.00
	Total Fees Charged			\$10.00
	Account Fees	10.00		23,968.95 Cr

08878870274106202475003175106650

Summary of Government Charges

	From 1 July to date	Last year to 30 June
Government		
Withholding tax	\$0.00	\$0.00
Bank Account Debit (BAD) tax	\$0.00	\$0.00

Bank Accounts Debits (BAD) Tax or State Debits Duty has been abolished for all states & territories effective 1/7/2005. Any amount shown on this statement applies to debits processed on or before 30/06/2005.

For further information on any applicable rebates, fees or government charges, please refer to the NAB's "A Guide to Fees & Charges" booklet. Please retain this statement for taxation purposes

Explanatory Notes

Please check all entries and report any apparent error or possible unauthorised transaction immediately.

We may subsequently adjust debits and credits, which may result in a change to your account balance to accurately reflect the obligations between us.

For information on resolving problems or disputes, contact us on 1800 152 015, or ask at any NAB branch.



NAB Business Everyday Account
 For further information call the
 Business Servicing Team on 13 10 12

50

051/008649



NARDONE INVESTMENT SUPERANNUATION FUND
 26 TWEEDDALE ROAD
 APPECROSS WA 6153

Account Balance Summary

Opening balance	\$24,372.14 Cr
Total credits	\$45,554.08
Total debits	\$60,045.52
Closing balance	\$9,880.70 Cr

Statement starts 1 February 2019
Statement ends 28 February 2019

Outlet Details

Belmont
 33 Wright St, Belmont WA 6104

Account Details

ST GIORGIO PTY LTD ATFT NARDONE INVESTMENT
 SUPERANNUATION FUND
 BUSINESS EVERYDAY AC
 BSB number 086-131
 Account number 83-014-4396

Transaction Details

Date	Particulars	Debits	Credits	Balance
1 Feb 2019	Brought forward			24,372.14 Cr
1 Feb 2019	Sh1 Rent Outgoings CBA 068523			
	Internet Transfer Coogeeplazacleanin	1,347.50	5,612.32 ✓	
	Internet Transfer inv18670 rocco			
	Internet Transfer Rent Outgoings Feb 2019 Madej	514.91		28,122.05 Cr
	Shop3 Rent Feb19 Natasha De Olive 068523		2,388.43 ✓	
7 Feb 2019	thai tae thai tae january 9000413754 Water Corp 208343	2,111.94 ✓	3,464.07 ✓ 3,102.47 ✓	33,974.55 Cr
11 Feb 2019	Marchfishnchips Kemal Hassan 068523		2,802.42 ✓	34,965.08 Cr
12 Feb 2019	Internet Transfer RPENSION9780jan	7,500.00		37,767.50 Cr
13 Feb 2019	February 2019 Anthony Protic 068523		2,916.76 ✓	30,267.50 Cr
15 Feb 2019	Internet Transfer RPENSION9780 Internet Bpay Synergy 5164002016	7,500.00 ✓		25,684.26 Cr
18 Feb 2019	shop 2 january CBA 068523	113.65 ✓		25,570.61 Cr
	DEC18 Antco Coogee Continent 166111		3,175.95 ✓	
20 Feb 2019	253400963769 Synergy Retail B 068093		7,994.37 ✓	36,740.93 Cr
21 Feb 2019	thai tae thai tae feb	938.45 ✓		35,802.48 Cr
22 Feb 2019	Internet Transfer Rpensionmarch	7,500.00 ✓	3,102.47 ✓	38,904.95 Cr
25 Feb 2019	Internet Bpay Bankwest Credit Card 5229805601121367			31,404.95 Cr
26 Feb 2019	Internet Transfer Elders insurance rocco 4157164396	10,240.00 ✓		21,164.95 Cr
	Internet Bpay City of Cockburn Carried forward		4,000.00 ✓	25,164.95 Cr

059/888/011/AN008649/6013077/1026153

81

Transaction Details (continued)

Date	Particulars	Debits	Credits	Balance
	Brought forward			25,164.95 Cr
	1133151132..... <i>City of Läckåven Skiva Noter</i>	8,977.07		
	Internet Bpay 830206860216560..... <i>Tax Office Payments BAS Decemb</i>	13,292.00		2,895.88 Cr
28 Feb 2019	TRANSACTION SUMMARY	QUANTITY	U/COST	FEE
	Electronic Deposit	11	\$0.00	\$0.00
	Electronic Withdrawal	11	\$0.00	\$0.00
	Transaction Fees			\$0.00
	Flat Monthly Fee			\$10.00
	Total Fees Charged			\$10.00
	Internet Transfer Rent shop5			
	Aldente P P <i>March rent</i>		2,412.64	✓
	Remos Quality Meat Remos Quality Me 175029.....		4,582.18	✓
	Account Fees	10.00		9,880.70 Cr

Summary of Government Charges

	From 1 July to date	Last year to 30 June
Government		
Withholding tax	\$0.00	\$0.00
Bank Account Debit (BAD) tax	\$0.00	\$0.00

Bank Accounts Debts (BAD) Tax or State Debts Duty has been abolished for all states & territories effective 1/7/2005. Any amount shown on this statement applies to debits processed on or before 30/06/2005.

For further information on any applicable rebates, fees or government charges, please refer to the NAB's "A Guide to Fees & Charges" booklet. Please retain this statement for taxation purposes

Explanatory Notes

Please check all entries and report any apparent error or possible unauthorised transaction immediately.

We may subsequently adjust debits and credits, which may result in a change to your account balance to accurately reflect the obligations between us.

For information on resolving problems or disputes, contact us on 1800 152 015, or ask at any NAB branch.

05/88/01/AN/008649/5013077/1026154



NAB Business Everyday Account
 For further information call the
 Business Servicing Team on 13 10 12

52

051/008531



NARDONE INVESTMENT SUPERANNUATION FUND
 26 TWEEDDALE ROAD
 APPECROSS WA 6153

Account Balance Summary

Opening balance	\$8,805.35	Cr
Total credits	\$38,331.46	
Total debits	\$22,764.67	
Closing balance	\$24,372.14	Cr

Statement starts 1 January 2019
Statement ends 31 January 2019

Outlet Details

Belmont
 193 Wright St, Belmont WA 6104

Account Details

ST GIORGIO PTY LTD ATFT NARDONE INVESTMENT
 SUPERANNUATION FUND
 BUSINESS EVERYDAY AC
 BSB number 086-131
 Account number 83-014-4396

Transaction Details

Date	Particulars	Debits	Credits	Balance
1 Jan 2019	Brought forward			8,805.35 Cr
2 Jan 2019	Sh1 Rent Outgoings CBA 068523.....		5,612.32 ✓	14,417.67 Cr
7 Jan 2019	Internet Transfer Rent Outgoings Jan 2019 Madej rent shp3 Jan 19 Natasha De Olive 068523.....		2,388.43 ✓ 3,464.07 -	
10 Jan 2019	Internet Transfer Coogee lawnmowing Thai Tae Decembe Thai Tae December	100.00 ✓		20,170.17 Cr
11 Jan 2019	Febfishnchips Kemal Hassan 068523.....		3,102.47 ✓	23,272.64 Cr
14 Jan 2019	January 2019 Anthony Protic 068523.....		2,802.42 ✓ 2,916.76 ✓	26,075.06 Cr
	NOV18 Antco Rent Coogee Continent 166111.....		7,874.22 ✓	36,866.04 Cr
15 Jan 2019	Internet Transfer from4396To4157 rocco	20,000.00		16,866.04 Cr
16 Jan 2019	Dec bakery rent CBA 068523.....		3,175.95 ✓	
	Remos Quality Meat Remos Quality Me 175029.....		4,582.18 ✓	24,624.17 Cr
29 Jan 2019	Internet Bpay Rentokil Initial 94037124.....	195.72		
	Internet Bpay Osr -WA - Land Tax 0414131780.....	2,458.95		21,969.50 Cr
31 Jan 2019	TRANSACTION SUMMARY	QUANTITY	U/COST	FEE
	Electronic Deposit	10	\$0.00	\$0.00
	Electronic Withdrawal	4	\$0.00	\$0.00
	Transaction Fees			\$0.00
	Flat Monthly Fee			\$10.00
	Total Fees Charged			\$10.00
	Internet Transfer Rent shop5 Aldente P P.....		2,412.64 ✓	
	Account Fees.....	10.00		24,372.14 Cr



031/86/01/M008531/5012858/1025715

031/88/01/AN/009531/5012858/002576

Summary of Government Charges

	From 1 July to date	Last year to 30 June
Government		
Withholding tax	\$0.00	\$0.00
Bank Account Debit (BAD) tax	\$0.00	\$0.00

Bank Accounts Debits (BAD) Tax or State Debits Duty has been abolished for all states & territories effective 1/7/2005. Any amount shown on this statement applies to debits processed on or before 30/06/2005.

For further information on any applicable rebates, fees or government charges, please refer to the NAB's "A Guide to Fees & Charges" booklet. Please retain this statement for taxation purposes

Explanatory Notes

Please check all entries and report any apparent error or possible unauthorised transaction immediately.

We may subsequently adjust debits and credits, which may result in a change to your account balance to accurately reflect the obligations between us.

For information on resolving problems or disputes, contact us on 1800 152 015, or ask at any NAB branch.



NAB Business Everyday Account
 For further information call the
 Business Servicing Team on 13 10 12

53

051/003781



NARDONE INVESTMENT SUPERANNUATION FUND
 26 TWEEDDALE ROAD
 APPECROSS WA 6153

Account Balance Summary

Opening balance	\$37,907.03	Cr
Total credits	\$35,508.56	
Total debits	\$64,610.24	
Closing balance	\$8,805.35	Cr

Statement starts 1 December 2018
Statement ends 31 December 2018

Outlet Details

Belmont
 293 Wright St, Belmont WA 6104

Account Details

ST GIORGIO PTY LTD ATFT NARDONE INVESTMENT
 SUPERANNUATION FUND
 BUSINESS EVERYDAY AC
 BSB number 086-131
 Account number 83-014-4396

Transaction Details

Date	Particulars	Debits	Credits	Balance
1 Dec 2018	Brought forward			37,907.03 Cr
3 Dec 2018	Internet Transfer Rent Outgoings			
	Dec 2018 Madej		47.17	
	Internet Transfer Rent Outgoings			
	Dec 2018 Madej		2,341.26	
	Thai Tae Novembe Thai Tae November		3,102.47	
	Shop 3 Dec 18 Natasha De Olive			
	068523		3,464.07	
	Sh1 Rent Outgoings CBA			
	068523		5,519.16	52,381.16 Cr
5 Dec 2018	OCT18 Antco Coogee Continent			
	166111		4,000.00	
	Internet Bpay Synergy			
	5164002016	104.90		
10 Dec 2018	Internet Transfer Coogee lawnmowing	100.00		56,176.26 Cr
	shop 2 november Jacqueline Mayos			
	421520		3,128.48	
	Internet Transfer from4396To4157			
	rocco	42,000.00		
	9000413754 Water Corp			
	208343	1,865.49		15,439.25 Cr
11 Dec 2018	OCT18 Antco Coogee Continent			
	166111		3,994.37	19,433.62 Cr
14 Dec 2018	December 2018 Sh 9 Anthony Protic			
	068523		2,916.76	22,350.38 Cr
18 Dec 2018	253500910653 Synergy Retail B			
	068093	871.35		21,479.03 Cr
24 Dec 2018	Internet Bpay Bankwest Credit Card			
	5229805601121367	374.00		
	Internet Bpay City of Cockburn			
	1133151132		9,562.00	
	Internet Transfer inv743	600.00		
	Internet Transfer Coogeeplazacleanin	1,622.50		9,320.53 Cr
28 Dec 2018	Remos Quality Meat Remos Quality Me			
	Carried forward			9,320.53 Cr

365186102/N003781/S006507/01131013

and CHIPS December rent was not paid

59

Transaction Details (continued)

Date	Particulars	Debits	Credits	Balance
	Brought forward			9,320.53 Cr
175029	December rent Remo Meats		4,582.18 ✓	
	Internet Transfer RPENSION9780	7,500.00		6,402.71 Cr
31 Dec 2018	TRANSACTION SUMMARY	QUANTITY	U/COST	FEE
	Electronic Deposit	12	\$0.00	\$0.00
	Electronic Withdrawal	10	\$0.00	\$0.00
	Transaction Fees			\$0.00
	Flat Monthly Fee			\$10.00
	Total Fees Charged			\$10.00
	Internet Transfer Shop5 rent			
	Aldente P P		2,412.64 ✓	
	Account Fees	10.00		8,805.35 Cr

Summary of Government Charges

	From 1 July to date	Last year to 30 June
Government		
Withholding tax	\$0.00	\$0.00
Bank Account Debit (BAD) tax	\$0.00	\$0.00

Bank Accounts Debits (BAD) Tax or State Debits Duty has been abolished for all states & territories effective 1/7/2005. Any amount shown on this statement applies to debits processed on or before 30/06/2005.

For further information on any applicable rebates, fees or government charges, please refer to the NAB's "A Guide to Fees & Charges" booklet. Please retain this statement for taxation purposes

Explanatory Notes

Please check all entries and report any apparent error or possible unauthorised transaction immediately.

We may subsequently adjust debits and credits, which may result in a change to your account balance to accurately reflect the obligations between us.

For information on resolving problems or disputes, contact us on 1800 152 015, or ask at any NAB branch.

365/88/02/A/003781/5006507/013014



NAB Business Everyday Ac
 For further information call the
 Business Servicing Team on 13

55

051/009002



NARDONE INVESTMENT SUPERANNUATION FUND
 26 TWEEDDALE ROAD
 APPECROSS WA 6153

Account Bal

Opening balan
 Total credits
 Total debits
Closing balance \$37,907.03 Cr

Statement starts 1 November 2018
Statement ends 30 November 2018

Outlet Details

Belmont
 25 Wright St, Belmont WA 6104

Account Details

ST GIORGIO PTY LTD ATFT NARDONE INVESTMENT
 SUPERANNUATION FUND
 BUSINESS EVERYDAY AC
 BSB number 086-131
 Account number 83-014-4396

Transaction Details

Date	Particulars	Debits	Credits	Balance
1 Nov 2018	Brought forward			19,788.44 Cr
1 Nov 2018	Sh1 Rent Outgoings CBA 068523.....			
5 Nov 2018	Internet Transfer Rent Outgoings Amber Madej.....		5,612.32 ✓	25,400.76 Cr
6 Nov 2018	Internet Transfer lawnmowinginv4935.....		2,356.16 ✓	27,756.92 Cr
12 Nov 2018	Nov 18 shop3 Natasha De Olive 068523.....	100.00 ✓		27,656.92 Cr
14 Nov 2018	November 2018 Anthony Protic 068523.....		3,410.68 ✓	31,067.60 Cr
19 Nov 2018	SEP18 Coogee Continent 166111.....		2,916.76 ✓	33,984.36 Cr
Nov 2018	Internet Transfer 380719lease 6b.....	770.00 ✓	3,994.37 ✓	37,978.73 Cr
27 Nov 2018	Internet Transfer Coogeeplazacleanin.....	1,483.57 ✓		37,208.73 Cr
28 Nov 2018	Remos Quality Meat Remos Quality Me 175029.....		4,582.18 ✓	35,725.16 Cr
29 Nov 2018	Internet Transfer RPENSION9780..... Internet Bpay Bankwest Credit Card 5229805601121367.....	7,500.00 ✓ 105.37		32,807.34 Cr 32,701.97 Cr

TRANSACTION SUMMARY	QUANTITY	U/COST	FEE
Electronic Deposit	9	\$0.00	\$0.00
Electronic Withdrawal	5	\$0.00	\$0.00
Transaction Fees			\$0.00
Flat Monthly Fee			\$10.00
Total Fees Charged			\$10.00

Aldente P P shop5 rent dec				
al dente pasta and p.....			2,412.64 ✓	
Fishnchipsdec Kemal Hassan 068523.....			2,802.42 ✓	
Account Fees.....		10.00		37,907.03 Cr

1082017306E1057209000101080456

Summary of Government Charges

	From 1 July to date	Last year to 30 June
Government		
Withholding tax	\$0.00	\$0.00
Bank Account Debit (BAD) tax	\$0.00	\$0.00

Bank Accounts Debits (BAD) Tax or State Debits Duty has been abolished for all states & territories effective 1/7/2005. Any amount shown on this statement applies to debits processed on or before 30/06/2005.

For further information on any applicable rebates, fees or government charges, please refer to the NAB's "A Guide to Fees & Charges" booklet. Please retain this statement for taxation purposes

Explanatory Notes

Please check all entries and report any apparent error or possible unauthorised transaction immediately.

We may subsequently adjust debits and credits, which may result in a change to your account balance to accurately reflect the obligations between us.

For information on resolving problems or disputes, contact us on 1800 152 015, or ask at any NAB branch.



NAB Business Everyday Account
 For further information call the
 Business Servicing Team on 13 10 12

56

051/008480



NARDONE INVESTMENT SUPERANNUATION FUND
 26 TWEEDDALE ROAD
 APPECROSS WA 6153

Account Balance Summary

Opening balance	\$1,268.53	Cr
Total credits	\$57,732.11	
Total debits	\$39,212.20	
Closing balance	\$19,788.44	Cr

Statement starts 29 September 2018
 Statement ends 31 October 2018

Outlet Details

Belmont
 3 Wright St, Belmont WA 6104

Account Details

ST GIORGIO PTY LTD ATFT NARDONE INVESTMENT
 SUPERANNUATION FUND
 BUSINESS EVERYDAY AC
 BSB number 086-131
 Account number 83-014-4396

For Your Information

HOW TO QUERY A TRANSACTION
 IF A CHARGE IS INCORRECT, UNAUTHORISED OR FOR SOMETHING NOT RECEIVED,
 YOU MAY BE ENTITLED TO A REFUND.
 YOU SHOULD ACT QUICKLY: YOU MAY LOSE RIGHTS OVER TIME. TO QUERY A CHARGE,
 CALL 13 10 12. FOR MORE INFO, SEE NAB.COM.AU/QUERYATRANSACTION

Transaction Details

Date	Particulars	Debits	Credits	Balance
29 Sep 2018	Brought forward			1,268.53 Cr
1 Oct 2018	Internet Transfer Rent Outgoings			
	Oct 2018 Madej.....		2,388.43	✓
	Aldente P P rent shop 5 aldent			
	rent shop5 aldent		2,375.04	✓
	coogee beach bak shop 2 sept		3,175.95	✓
	Remos Quality Meat Remos Quality Me			
	175029.....		4,582.18	✓
	Sh1 Rent Outgoings CBA			
	068523.....		5,612.32	✓
4 Oct 2018	Internet Transfer coogeerepairs	2,420.00		19,402.45 Cr
8 Oct 2018	Oct 18 Shop 3 Natasha De Olive			16,982.45 Cr
	068523.....		3,464.07	✓
	AUG18 Antco Coogee Continent			
	166111.....		7,994.37	✓
11 Oct 2018	9000413754 Water Corp			28,440.89 Cr
	208343.....	1,848.35		✓
15 Oct 2018	Fishnchipsoct Kemal Hassan			26,592.54 Cr
	068523.....		2,802.42	✓
	October 2018 Anthony Protic			
	068523.....		2,916.76	✓
17 Oct 2018	thai tae thai tae february 2018 restaurant standing cost.....		2,382.51	✓
18 Oct 2018	Internet Transfer Coogee lawnmowing	100.00		34,694.23 Cr
19 Oct 2018	bakery oct 136 CBA			34,594.23 Cr
	068523.....		3,175.95	✓
	Internet Transfer from4396To4157			
	rocco	5,000.00		
	Carried forward			32,770.18 Cr

thai tae february 2018 restaurant standing cost

57

Transaction Details (continued)

Date	Particulars	Debits	Credits	Balance																								
	Brought forward			32,770.18 Cr																								
	250600915386 Synergy Retail B																											
	068093.....	974.85 -		31,795.33 Cr																								
23 Oct 2018	Internet Bpay City of Cockburn																											
	1133151132.....	9,562.00 -																										
	Internet Bpay Tax Office Payments																											
	830206860216560.....	10,587.00 -		11,646.33 Cr																								
25 Oct 2018	Remos Quality Meat Remos Quality Me																											
	175029.....		4,582.18 ✓	16,228.51 Cr																								
26 Oct 2018	Fishnchipsnov Kemal Hassan																											
	068523.....		2,802.42 ✓	19,030.93 Cr																								
29 Oct 2018	Internet Transfer Coogeeplaza cleanin	1,210.00 ✓																										
	Internet Transfer RPENSION9780	7,500.00 ✓		10,320.93 Cr																								
31 Oct 2018	<table border="1"> <thead> <tr> <th>TRANSACTION SUMMARY</th> <th>QUANTITY</th> <th>U/COST</th> <th>FEE</th> </tr> </thead> <tbody> <tr> <td>Electronic Deposit</td> <td>13</td> <td>\$0.00</td> <td>\$0.00</td> </tr> <tr> <td>Electronic Withdrawal</td> <td>10</td> <td>\$0.00</td> <td>\$0.00</td> </tr> <tr> <td>Transaction Fees</td> <td></td> <td></td> <td>\$0.00</td> </tr> <tr> <td>Flat Monthly Fee</td> <td></td> <td></td> <td>\$10.00</td> </tr> <tr> <td>Total Fees Charged</td> <td></td> <td></td> <td>\$10.00</td> </tr> </tbody> </table>				TRANSACTION SUMMARY	QUANTITY	U/COST	FEE	Electronic Deposit	13	\$0.00	\$0.00	Electronic Withdrawal	10	\$0.00	\$0.00	Transaction Fees			\$0.00	Flat Monthly Fee			\$10.00	Total Fees Charged			\$10.00
TRANSACTION SUMMARY	QUANTITY	U/COST	FEE																									
Electronic Deposit	13	\$0.00	\$0.00																									
Electronic Withdrawal	10	\$0.00	\$0.00																									
Transaction Fees			\$0.00																									
Flat Monthly Fee			\$10.00																									
Total Fees Charged			\$10.00																									
	Aldente P P Rent shop 5																											
	Al dente.....		2,375.04 ✓																									
	Thai tae Thai Tae Oct 2018 Rent paid October 2018		3,102.47 ✓																									
	SEP18 Rent Antico Coogee Continent																											
	166111.....		1,000.00 ✓																									
	Account Fees	10.00 ✓		19,788.44 Cr																								

this is
action of
September rent

Also October
rent is
outstanding

OK November

Rent paid October 2018

rent outstanding paid

Summary of Government Charges

Government	From 1 July to date	Last year to 30 June
Withholding tax	\$0.00	\$0.00
Bank Account Debit (BAD) tax	\$0.00	\$0.00

Bank Accounts Debits (BAD) Tax or State Debits Duty has been abolished for all states & territories effective 1/7/2005. Any amount shown on this statement applies to debits processed on or before 30/06/2005.

For further information on any applicable rebates, fees or government charges, please refer to the NAB's "A Guide to Fees & Charges" booklet. Please retain this statement for taxation purposes

Explanatory Notes

Please check all entries and report any apparent error or possible unauthorised transaction immediately.

We may subsequently adjust debits and credits, which may result in a change to your account balance to accurately reflect the obligations between us.

For information on resolving problems or disputes, contact us on 1800 152 015, or ask at any NAB branch.

304/08/01/1311/008/40/008/000/01/08/06



NAB Business Everyday Account

For further information call the
Business Servicing Team on 13 10 12

58

Account Balance Summary

051/002045



NARDONE INVESTMENT SUPERANNUATION FUND
26 TWEEDDALE ROAD
APPLECROSS WA 6153

Opening balance	\$40,751.71	Cr
Total credits	\$23,564.89	
Total debits	\$63,048.07	
Closing balance	\$1,268.53	Cr

Statement starts 1 September 2018
Statement ends 28 September 2018

Outlet Details

Front
19 Wright St, Belmont WA 6104

Account Details

ST GIORGIO PTY LTD ATFT NARDONE INVESTMENT
SUPERANNUATION FUND
BUSINESS EVERYDAY AC
BSB number 086-131
Account number 83-014-4396

Transaction Details

Date	Particulars	Debits	Credits	Balance																
1 Sep 2018	Brought forward			40,751.71 Cr																
3 Sep 2018	shop2august bakery CBA 068523.....		3,175.95 ✓																	
	Sh1 Rent Outgoings CBA 068523.....		5,612.32 ✓	49,539.98 Cr																
5 Sep 2018	Thai Tae Internet Bpay 5164002016.....	Remainder of July rent Synergy 69.60	102.47																	
	Internet Bpay 5189901916.....	123.85																		
	Internet Transfer Coogeeplazacleanin	1,595.00		47,854.00 Cr																
6 Sep 2018	Internet Transfer Rent Outgoings Sept 2018 Madej.....		2,388.43 ✓	50,242.43 Cr																
7 Sep 2018	Septfishnchips 068523.....	Kernal Hassan																		
	sept rent shop3 068523.....	Natasha De Olive	2,802.42 ✓	53,044.85 Cr																
10 Sep 2018	Internet Bpay Bankwest Credit Card 5229805601121367.....	176.59																		
	Internet Transfer shifting to intern Rocco	42,000.00		14,332.33 Cr																
12 Sep 2018	September 3 2018 068523.....	Anthony Protic	2,916.76 ✓	17,249.09 Cr																
14 Sep 2018	Internet Transfer Coogee lawnmowing	100.00		17,149.09 Cr																
21 Sep 2018	Internet Transfer from4396To4157 rocco	10,000.00																		
	thai tae thai tae september		3,102.47 ✓	7,149.09 Cr																
27 Sep 2018	Internet Bpay Bankwest Credit Card 5229805601121367.....	189.11																		
	Internet Transfer Coogeeplazacleanin	1,283.92		8,778.53 Cr																
28 Sep 2018	<table border="1"> <thead> <tr> <th>TRANSACTION SUMMARY</th> <th>QUANTITY</th> <th>U/COST</th> <th>FEE</th> </tr> </thead> <tbody> <tr> <td>Electronic Deposit</td> <td>9</td> <td>\$0.00</td> <td>\$0.00</td> </tr> <tr> <td>Electronic Withdrawal</td> <td>9</td> <td>\$0.00</td> <td>\$0.00</td> </tr> <tr> <td>Transaction Fees</td> <td></td> <td></td> <td>\$0.00</td> </tr> </tbody> </table>			TRANSACTION SUMMARY	QUANTITY	U/COST	FEE	Electronic Deposit	9	\$0.00	\$0.00	Electronic Withdrawal	9	\$0.00	\$0.00	Transaction Fees			\$0.00	
TRANSACTION SUMMARY	QUANTITY	U/COST	FEE																	
Electronic Deposit	9	\$0.00	\$0.00																	
Electronic Withdrawal	9	\$0.00	\$0.00																	
Transaction Fees			\$0.00																	
	Carried forward			8,778.53 Cr																

59

Transaction Details (continued)

Date	Particulars	Debits	Credits	Balance
	Brought forward			8,778.53 Cr
	Flat Monthly Fee	\$10.00		
	Total Fees Charged	\$10.00		
<hr/>				
	Account Fees	10.00		
	Internet Transfer RPENSION9780	7,500.00		1,268.53 Cr

Summary of Government Charges

	From 1 July to date	Last year to 30 June
Government		
Withholding tax	\$0.00	\$0.00
Bank Account Debit (BAD) tax	\$0.00	\$0.00

Bank Accounts Debits (BAD) Tax or State Debits Duty has been abolished for all states & territories effective 1/7/2005. Any amount shown on this statement applies to debits processed on or before 30/06/2005.

For further information on any applicable rebates, fees or government charges, please refer to the NAB's "A Guide to Fees & Charges" booklet. Please retain this statement for taxation purposes

Explanatory Notes

Please check all entries and report any apparent error or possible unauthorised transaction immediately.

We may subsequently adjust debits and credits, which may result in a change to your account balance to accurately reflect the obligations between us.

For information on resolving problems or disputes, contact us on 1800 152 015, or ask at any NAB branch.

2717487027N002045750032267006152



NAB Business Everyday Account
 For further information call the
 Business Servicing Team on 13 10 12

60

051/008764



NARDONE INVESTMENT SUPERANNUATION FUND
 26 TWEEDDALE ROAD
 APPLECROSS WA 6153

Account Balance Summary

Opening balance	\$11,742.05	Cr
Total credits	\$35,368.51	
Total debits	\$6,358.85	
Closing balance	\$40,751.71	Cr

Statement starts 1 August 2018
Statement ends 31 August 2018

Outlet Details

Belmont
 193 Wright St, Belmont WA 6104

Account Details

ST GIORGIO PTY LTD ATFT NARDONE INVESTMENT
 SUPERANNUATION FUND
 BUSINESS EVERYDAY AC
 BSB number 086-131
 Account number 83-014-4396

Transaction Details

Date	Particulars	Debits	Credits	Balance
1 Aug 2018	Brought forward			11,742.05 Cr
1 Aug 2018	Sh1 Rent Outgoings CBA 068523.....		5,531.57 ✓	17,273.62 Cr
2 Aug 2018	Augfishnchips Kemal Hassan 068523.....		2,802.42 -	20,076.04 Cr
6 Aug 2018	Internet Transfer Rent Outgoings Aug 2018 Madej..... aug rent 18 shop3 Natasha De Olive 068523.....		2,388.43 ✓	
8 Aug 2018	venture electrical W9255917719 inv2767.....		3,464.07 ✓	25,928.54 Cr
9 Aug 2018	9000413754 Water Corp 208343.....	211.20 ←		25,717.34 Cr
13 Aug 2018	July 23 2018 Anthony Protic 068523.....	1,756.55 ✓		23,960.79 Cr
16 Aug 2018	Venture Electrical CBA 068523.....		2,916.76 ✓	26,877.55 Cr
20 Aug 2018	Internet Transfer Coogee lawnmowing..... Remos Quality Meat Remos Quality Me 175029.....	100.00 ✓	211.20 ←	26,988.75 Cr
21 Aug 2018	256500862339 Synergy Retail B 068093.....		4,582.18 ✓	31,570.93 Cr
24 Aug 2018	JUL18 Antco Coogee Continent 301500.....	1,004.25 ✓		30,566.68 Cr
28 Aug 2018	Internet Transfer RPENSION9780.....		7,994.37 ✓	38,561.05 Cr
30 Aug 2018	thai tae thai tae august.....	3,276.85		35,284.20 Cr
31 Aug 2018	thai tae august.....		3,102.47 ✓	38,386.67 Cr

TRANSACTION SUMMARY	QUANTITY	U/COST	FEE
Electronic Deposit	10	\$0.00	\$0.00
Electronic Withdrawal	9	\$0.00	\$0.00
Transaction Fees			\$0.00
Flat Monthly Fee			\$10.00
Total Fees Charged			\$10.00

Internet Transfer Rent shop 5
 Carried forward

38,386.67 Cr

243/88/01/1/008764/5013426/026851

61

Transaction Details (continued)

Date	Particulars	Debits	Credits	Balance
	Brought forward			38,386.67 Cr
	Aldente P P		2,375.04 ✓	
	Account Fees	10.00		40,751.71 Cr

Summary of Government Charges

	From 1 July to date	Last year to 30 June
Government		
Withholding tax	\$0.00	\$0.00
Bank Account Debit (BAD) tax	\$0.00	\$0.00

Bank Accounts Debits (BAD) Tax or State Debits Duty has been abolished for all states & territories effective 1/7/2005. Any amount shown on this statement applies to debits processed on or before 30/06/2005.

For further information on any applicable rebates, fees or government charges, please refer to the NAB's "A Guide to Fees & Charges" booklet. Please retain this statement for taxation purposes

Explanatory Notes

Please check all entries and report any apparent error or possible unauthorised transaction immediately.

We may subsequently adjust debits and credits, which may result in a change to your account balance to accurately reflect the obligations between us.

For information on resolving problems or disputes, contact us on 1800 152 015, or ask at any NAB branch.

243/88/01/A008764/S013426/0026852



ST, GIORGIO

NAB Business Everyday Account
 For further information call the
 Business Servicing Team on 13 10 12

62

051/008364



NARDONE INVESTMENT SUPERANNUATION FUND
 26 TWEEDDALE ROAD
 APPLECROSS WA 6153

Account Balance Summary

Opening balance	\$20,174.48	Cr
Total credits	\$43,599.97	
Total debits	\$52,032.40	
Closing balance	\$11,742.05	Cr

Statement starts 30 June 2018
 Statement ends 31 July 2018

Outlet Details

Belmont
 193 Wright St, Belmont WA 6104

Account Details

ST GIORGIO PTY LTD ATFT NARDONE INVESTMENT
 SUPERANNUATION FUND
 BUSINESS EVERYDAY AC
 BSB number 086-131
 Account number 83-014-4396

For Your Information

*Many Australian businesses are falling victim to business email scams.
 Learn how to recognise these scams and protect your business
 by visiting nab.com.au/security*

Transaction Details

Date	Particulars	Debits	Credits	Balance
30 Jun 2018	Brought forward			
3 Jul 2018	JUN18 Antco 301500..... Coogee Continent			20,174.48 Cr
9 Jul 2018	Internet Transfer Rent Outgoings July 2018 Madej.....		8,304.12 ✓	28,478.60 Cr
10 Jul 2018	Julyfishnchips Kemal Hassan 068523.....		2,388.43 ✓	30,867.03 Cr
11 Jul 2018	June 1st 2018 Anthony Protic 068523.....		2,802.42 ✓	33,669.45 Cr
12 Jul 2018	July rent shop3 Natasha De Olive 068523.....		2,916.76 ✓	36,586.21 Cr
19 Jul 2018	Remos Quality Meat Remos Quality Me 175029.....		3,464.07 ✓	40,050.28 Cr
23 Jul 2018	Internet Transfer 4157 to 4396 rocco nardone.....		4,582.18 ✓	44,632.46 Cr
	Internet Bpay Bankwest Credit Card 5229805601121367.....	322.30		
	Internet Bpay Tax Office Payments 830206860216560.....	10,591.00		
	Internet Transfer from 4396 To 4157 rocco.....		35,000.00 ✓	
24 Jul 2018	Internet Bpay City of Cockburn 1133151132.....	223.05 ✓		
	Internet Bpay Tax Office Payments 830206860216560.....	288.00		
	Internet Bpay Bankwest Credit Card 5229805601121367.....	288.00		
	Internet Transfer Coogee lawnmowing Thai Tae July Thai Tae	100.00 ✓		
26 Jul 2018	Carried forward			8,411.11 Cr
				8,411.11 Cr

Handwritten notes:
 - 9,310.16 Cr
 - Lessor cost
 - See note in book (lessor)
 - Lessor cost
 - bank

212/88/01/AN008364/5012937/1025873

63

Transaction Details (continued)

Date	Particulars	Debits	Credits	Balance																								
	Brought forward			8,411.11 Cr																								
	141000.....		3,000.00	11,411.11 Cr																								
30 Jul 2018	shop 2 july CBA																											
	068523.....		3,175.95																									
	Internet Transfer RPENSION9780	3,276.85		11,310.21 Cr																								
31 Jul 2018	<table border="1"> <thead> <tr> <th>TRANSACTION SUMMARY</th> <th>QUANTITY</th> <th>U/COST</th> <th>FEE</th> </tr> </thead> <tbody> <tr> <td>Electronic Deposit</td> <td>11</td> <td>\$0.00</td> <td>\$0.00</td> </tr> <tr> <td>Electronic Withdrawal</td> <td>9</td> <td>\$0.00</td> <td>\$0.00</td> </tr> <tr> <td>Transaction Fees</td> <td></td> <td></td> <td>\$0.00</td> </tr> <tr> <td>Flat Monthly Fee</td> <td></td> <td></td> <td>\$10.00</td> </tr> <tr> <td>Total Fees Charged</td> <td></td> <td></td> <td>\$10.00</td> </tr> </tbody> </table>				TRANSACTION SUMMARY	QUANTITY	U/COST	FEE	Electronic Deposit	11	\$0.00	\$0.00	Electronic Withdrawal	9	\$0.00	\$0.00	Transaction Fees			\$0.00	Flat Monthly Fee			\$10.00	Total Fees Charged			\$10.00
TRANSACTION SUMMARY	QUANTITY	U/COST	FEE																									
Electronic Deposit	11	\$0.00	\$0.00																									
Electronic Withdrawal	9	\$0.00	\$0.00																									
Transaction Fees			\$0.00																									
Flat Monthly Fee			\$10.00																									
Total Fees Charged			\$10.00																									
	Aldente P P Rent unit5																											
	Al dente p.....		2,375.04 ✓																									
	Account Fees.....		10.00																									
	Internet Transfer coogeebitumenmaint	275.00 ✓																										
	Internet Transfer Coogeebinmaintenance	600.00 ✓																										
	Internet Transfer 19898	847.00 ✓																										
	venture electrical B6042149781																											
	inv2767	211.20 ✓		11,742.05 Cr																								

Summary of Government Charges

	From 1 July to date	Last year to 30 June
Government		
Withholding tax	\$0.00	\$0.00
Bank Account Debit (BAD) tax	\$0.00	\$0.00

Bank Accounts Debits (BAD) Tax or State Debits Duty has been abolished for all states & territories effective 1/7/2005. Any amount shown on this statement applies to debits processed on or before 30/06/2005.

For further information on any applicable rebates, fees or government charges, please refer to the NAB's "A Guide to Fees & Charges" booklet. Please retain this statement for taxation purposes

Explanatory Notes

Please check all entries and report any apparent error or possible unauthorised transaction immediately.

We may subsequently adjust debits and credits, which may result in a change to your account balance to accurately reflect the obligations between us.

For information on resolving problems or disputes, contact us on 1800 152 015, or ask at any NAB branch.

212/88/01/N/008364/SD12937/1025874

6 Months
Bank
Statement

**NAB Business
Cash Maximiser**
For further information call the
Business Servicing Team on 13 10 12

64



NARDONE INVESTMENT SUPERANNUATION FUND
26 TWEEDDALE ROAD
APPLECROSS WA 6153

Account Balance Summary

Opening balance	\$134,417.18	Cr
Total credits	\$73,233.49	
Total debits	\$9,000.00	
Closing balance	\$198,650.67	Cr

Statement starts 1 January 2019
Statement ends 28 June 2019

Outlet Details

Belmont
Wright St, Belmont WA 6104

Account Details

ST GIORGIO PTY LTD ATFT NARDONE INVESTMENT
SUPERANNUATION FUND
BUS CASH MAXIMISER
BSB number 086-131
Account number 40-893-4157

Transaction Details

Date	Particulars	Debits	Credits	Balance
1 Jan 2019	Brought forward			134,417.18 Cr
15 Jan 2019	Internet Transfer from4396To4157 rocco		20,000.00	154,417.18 Cr
31 Jan 2019	Interest.....		190.54	154,607.72 Cr
26 Feb 2019	Internet Transfer 4157to4396 rocco	4,000.00		150,607.72 Cr
28 Feb 2019	Interest.....		183.49	150,791.21 Cr
29 Mar 2019	Interest.....		185.70	150,976.91 Cr
11 Apr 2019	Internet Transfer from4396To4157 rocco nardone		22,000.00	172,976.91 Cr
30 Apr 2019	Interest.....		222.91	173,199.82 Cr
28 May 2019	Internet Transfer from4396to4157 rocco		30,000.00	203,199.82 Cr
31 May 2019	Interest.....		231.82	203,431.64 Cr
10 Jun 2019	Internet Transfer From 4157 To 4396 rocco	5,000.00		198,431.64 Cr
28 Jun 2019	Interest.....		219.03	198,650.67 Cr

Summary of Government Charges

Government	From 1 July to date	Last year to 30 June
Withholding tax	\$0.00	\$0.00
Bank Account Debit (BAD) tax	\$0.00	\$0.00

Bank Accounts Debits (BAD) Tax or State Debits Duty has been abolished for all states & territories effective 1/7/2005. Any amount shown on this statement applies to debits processed on or before 30/06/2005.
For further information on any applicable rebates, fees or government charges, please refer to the NAB's "A Guide to Fees & Charges" booklet. Please retain this statement for taxation purposes

Explanatory Notes

Please check all entries and report any apparent error or possible unauthorised transaction immediately.
We may subsequently adjust debits and credits, which may result in a change to your account balance to accurately reflect the obligations between us.
For information on resolving problems or disputes, contact us on 1800 152 015, or ask at any NAB branch.

65



**NAB Business
Cash Maximiser**

For further information call the
Business Servicing Team on 13 10 12

Account Balance Summary

Opening balance	\$10,464.15 Cr
Total credits	\$134,544.03
Total debits	\$10,591.00
Closing balance	\$134,417.18 Cr

**Statement starts 30 June 2018
Statement ends 31 December 2018**

051/003781



NARDONE INVESTMENT SUPERANNUATION FUND
26 TWEEDDALE ROAD
APPLECROSS WA 6153

Outlet Details

Belmont
193 Wright St, Belmont WA 6104

Account Details

ST GIORGIO PTY LTD ATFT NARDONE INVESTMENT
SUPERANNUATION FUND
BUS CASH MAXIMISER
BSB number 086-131
Account number 40-893-4157

For Your Information

*Many Australian businesses are falling victim to business email scams.
Learn how to recognise these scams and protect your business
by visiting nab.com.au/security*

Transaction Details

Date	Particulars	Debits	Credits	Balance
30 Jun 2018	Brought forward			10,464.15 Cr
2 Jul 2018	*****			
	The Following Information Concerning This Account Is Provided To Assist In Preparing Your 2017/18 Tax Return			
	Credit Interest Paid - 2017/18 Financial Year	3,617.67		
	Resident Withholding Tax - 2017/18 Financial Year	0.00		
	If You Have Any Queries, Please Call The Account Enquiries Number On The Top Of This Statement.			

23 Jul 2018	Internet Transfer from4396 To4157			10,464.15 Cr
	rocco		35,000.00	
	Internet Transfer 4157 to 4396			
	rocco nardone	10,591.00		
31 Jul 2018	Interest.....		22.51	34,873.15 Cr
31 Aug 2018	Interest.....		45.93	34,895.66 Cr
11 Sep 2018	Internet Transfer shifting to intern			34,941.59 Cr
	Rocco		42,000.00	
21 Sep 2018	Internet Transfer from4396To4157			76,941.59 Cr
	rocco		10,000.00	
28 Sep 2018	Interest.....		74.83	86,941.59 Cr
19 Oct 2018	Internet Transfer from4396To4157			87,016.42 Cr
	rocco		5,000.00	
31 Oct 2018	Interest.....		124.48	92,016.42 Cr
30 Nov 2018	Interest.....		117.38	92,140.90 Cr
10 Dec 2018	Internet Transfer from4396To4157			92,258.28 Cr
	rocco		42,000.00	
31 Dec 2018	Interest.....		158.90	134,258.28 Cr
				134,417.18 Cr

365788/02/1/003781/5006506/1013011

66




Australian Government
Australian Taxation Office

PAYG Instalments report 2019

Tax Agent 76696008
Last Updated 15/03/2020

TFN	Client Name	Quarter 1 (\$)	Quarter 2 (\$)	Quarter 3 (\$)	Quarter 4 (\$)	Total Instalment (\$)
916833344	THE TRUSTEE FOR NARDONE INVESTMENTS SUPERANNUATION FUND	3,137.00	3,137.00	3,137.00	3,137.00	12,548.00

Total No of Clients: 1





Australian Government
Australian Taxation Office

Agent SUCCESS TAX PROFESSIONALS
(MIDLAND)
Client THE TRUSTEE FOR NARDONE
INVESTMENTS
SUPERANNUATION FUND
ABN 83 020 686 021
TFN 916 833 344

67


Income tax 551

Date generated	23/03/2020
Overdue	\$0.00
Not yet due	\$0.00
Balance	\$0.00

Transactions

4 results found - from 23 March 2018 to 23 March 2020 sorted by **processed date** ordered **newest to oldest**

Processed date	Effective date	Description	Debit (DR)	Credit (CR)	Balance
11 Jul 2019	11 Jun 2019	Tax return Self Man Superfund - Income Tax for the period from 01 Jul 17 to 30 Jun 18	\$19,081.00		\$0.00
23 May 2019	22 May 2019	Payment received		\$19,081.00	\$19,081.00 CR
21 Jun 2018	2 Jul 2018	Tax return Self Man Superfund - Income Tax for the period from 01 Jul 16 to 30 Jun 17	\$12,099.94		\$0.00
17 May 2018	16 May 2018	Payment received		\$12,099.94	\$12,099.94 CR





Australian Government
Australian Taxation Office

Agent SUCCESS TAX PROFESSIONALS
(MIDLAND) 68
Client THE TRUSTEE FOR NARDONE
INVESTMENTS SUPERANNUATION
FUND
ABN 83020686021

Activity statement 001

All fields marked with * are mandatory.

THE TRUSTEE FOR NARDONE INVESTMENTS SUPERANNUATION FUND

Review [tax type summary](#) (net annual revenue product liability based on the income tax year)

Overdue	Not yet due	Balance
\$0.00	\$0.00	\$288.00 CR


Transactions

18 results found - from 23 March 2018 to 23 March 2020 sorted by
processed date ordered newest to oldest

Filter

Processed date	Effective date	Description	Debit (DR)	Credit (CR)	Balance	
4 Feb 2020	14 Dec 2019	General interest charge			\$288.00 CR	<input type="checkbox"/>
3 Feb 2020	28 Feb 2020	Original Activity Statement for the period ending 31 Dec 19	<u>\$10,952.00</u>		\$288.00 CR	<input type="checkbox"/>
29 Jan 2020	28 Jan 2020	Payment received		\$10,952.00	\$11,240.00 CR	
16 Nov 2019	28 Oct 2019	Original Activity Statement for the period ending 30 Sep 19	<u>\$11,207.00</u>		\$288.00 CR	<input type="checkbox"/>
29 Oct 2019	28 Oct 2019	Payment		\$11,207.00	\$11,495.00 CR	
24 Jul 2019	29 Jul 2019	Original Activity Statement for the period ending 30 Jun 19	<u>\$13,506.00</u>		\$288.00 CR	<input type="checkbox"/>
16 Jul 2019	13 Jul 2019	Payment		\$13,506.00	\$13,794.00 CR	
6 May 2019	29 Apr 2019	Original Activity Statement for the period ending 31 Mar 19	<u>\$11,225.00</u>		\$288.00 CR	<input type="checkbox"/>

Agent SUCCESS TAX PROFESSIONALS (MIDLAND) | Client THE TRUSTEE FOR NARDONE INVESTMENTS




Processed date	Effective date	Description	Debit (DR)	Credit (CR)	Balance
26 Apr 2019	24 Apr 2019	Payment		\$11,225.00	\$11,513.00 CR
6 Mar 2019	28 Feb 2019	Original Activity Statement for the period ending 31 Dec 18	<u>\$13,292.00</u>		\$288.00 CR ✓
27 Feb 2019	26 Feb 2019	Payment		\$13,292.00	\$13,580.00 CR
5 Nov 2018	29 Oct 2018	Original Activity Statement for the period ending 30 Sep 18	<u>\$10,587.00</u>		\$288.00 CR ✓
24 Oct 2018	23 Oct 2018	Payment		\$10,587.00	\$10,875.00 CR
6 Aug 2018	30 Jul 2018	Original Activity Statement for the period ending 30 Jun 18 - GST	<u>\$10,591.00</u>		\$288.00 CR
25 Jul 2018	24 Jul 2018	Payment		\$288.00	\$10,879.00 CR
24 Jul 2018	23 Jul 2018	Payment		\$10,591.00	\$10,591.00 CR
16 May 2018	30 Apr 2018	Original Activity Statement for the period ending 31 Mar 18 - GST	<u>\$6,791.00</u>		\$0.00
30 Apr 2018	27 Apr 2018	Payment		\$6,791.00	\$6,791.00 CR

69

✓

✓




St Giorgio Pty Ltd

70

PROFIT AND LOSS

July 2018 - June 2019

	TOTAL
Income	
Employer Super Contributions Received	✓ 50,000.00
Rents Received	✓ 429,354.65
Total Income	A\$479,354.65
GROSS PROFIT	A\$479,354.65
Other Income(Loss)	
Interest income	✓ 1,376.76
Total Other Income(Loss)	A\$1,376.76
Expenses	
Accountancy	✓ 6,563.63
Audit Fees	✓ 1,181.82
Bank charges	✓ 120.00
Cleaning & Rubbish Removal	✓ 16,421.45
Electricity	✓ 5,741.38
Filing Fees	✓ 48.00
Gardening	✓ 636.37
Insurance expenses	✓ 11,969.15
Legal and professional fees	✓ 2,713.36
Rates	39,760.14
Repairs and maintenance	14,591.19
Supplies & Materials	974.10
Water Consumption	11,156.82
Total Expenses	A\$111,877.41
NET EARNINGS	A\$368,854.00




71

St Giorgio Pty Ltd

BALANCE SHEET COMPARISON

As of June 30, 2019

	TOTAL		
	AS OF JUN 30, 2019	AS OF JUN 30, 2018 (PY)	CHANGE
Assets			
Current Assets			
NAB - 4157	198,249.91	10,464.15	187,785.76
NAB - 4396	85,186.12	20,174.48	65,011.64
NAB - 5470	0.00	0.00	0.00
NFT account NAB - 0146	0.00	0.00	0.00
Total Current Assets	A\$283,436.03	A\$30,638.63	A\$252,797.40
Long-term assets			
Coogee Plaza	3,644,397.72	3,644,397.72	0.00
Coogee Plaza - P & E	2,337.97	2,337.97	0.00
Land & Buildings	204,120.94	198,315.67	5,805.27
Total long-term assets	3,850,856.63	3,845,051.36	5,805.27
Total Assets	A\$4,134,292.66	A\$3,875,689.99	A\$258,602.67
Liabilities and shareholder's equity			
Current liabilities:			
Accounts payable			
Accounts payable	0.00	0.00	0.00
Total Accounts payable	A\$0.00	A\$0.00	A\$0.00
ATO Clearing Account	-38,770.00	7,213.00	-45,983.00
GST Liabilities Payable	39,702.28	3,335.91	36,366.37
Income tax payable	-19,081.00	0.00	-19,081.00
PAYG Instalment Liabilities	-6,124.00	-6,124.00	0.00
PAYG Withholdings Payable	0.00	0.00	0.00
Total current liabilities	A\$ -24,272.72	A\$4,424.91	A\$ -28,697.63
Non-current liabilities:			
Bonds Held	8,470.00	8,470.00	0.00
Total non-current liabilities	A\$8,470.00	A\$8,470.00	A\$0.00
Shareholders' equity:			
Net Income	368,854.00	255,472.83	113,381.17
Opening Balance Equity	1,154,469.95	1,154,469.95	0.00
Opening Balance Equity - Maria	2,184,463.50	2,184,463.50	0.00
Pension Payments - Rocco	-173,331.55	-91,777.85	-81,553.70
Pensions Paid - Maria	-119,378.54	-119,378.54	0.00
Retained Earnings	735,018.02	479,545.19	255,472.83
Total shareholders' equity	A\$4,150,095.38	A\$3,862,795.08	A\$287,300.30
Total liabilities and equity	A\$4,134,292.66	A\$3,875,689.99	A\$258,602.67





Australian Government
Australian Taxation Office

Agent SUCCESS TAX
PROFESSIONALS (MIDLAND)
Client THE TRUSTEE FOR
NARDONE INVESTMENTS
SUPERANNUATION FUND
ABN 83 020 686 021

STP deferrals and exemptions

Date requested 18/09/2019
Request outcome **Request sent for assessment**
You will be notified of the outcome and this can take up to 28 days.
ATO receipt ID 2410255951054

Request details

Request type	Exemption Unable to report via STP
Start date	01/07/2018
End date	30/06/2080
Number of employees currently on payroll	2
Reason	Other special circumstances
Description	SMSF pension payments, not required to report non taxable income, all members in retirement phase.

*CORRECTION
PAPER FORMS
ACTIVATE*



