



Macquarie Cash Management Account

MACQUARIE BANK LIMITED
ABN 46 008 583 542 AFSL 237502

enquiries 1800 806 310
transact@macquarie.com
www.macquarie.com.au

GPO Box 2520
Sydney, NSW 2001



ADS FAMILY SUPER PTY
PO BOX 68
TOONGABBIE NSW 2146

1 Shelley Street
Sydney, NSW 2000

account balance **\$3,625.38**
as at 31 Dec 21

account name ADS FAMILY SUPER PTY LTD ATF ADS
FAMILY SUPER
account no. 968726620

transaction	description	debits	credits	balance
30.06.21	OPENING BALANCE			8,594.06
01.07.21	Deposit ANZ DIVIDEND A071/00809299		315.00	8,909.06
02.07.21	Deposit NAB INTERIM DIV DV221/01261882		150.00	9,059.06
16.07.21	Deposit GEAR DST JUN 001262001144		218.11	9,277.17
16.07.21	Deposit VGS PAYMENT JUL21/00837470		48.78	9,325.95
16.07.21	Deposit VGAD PAYMENT JUL21/00815218		1,431.71	10,757.66
30.08.21	Funds transfer MOT CNT21263064 BUY 18 IHVV	7,958.31		2,799.35
08.09.21	Deposit DAVID SENGCHANSA SG super contribut		1,625.01	4,424.36
22.09.21	Deposit AZJ LIMITED SEP21/00864318		288.00	4,712.36
29.09.21	Deposit BVS FNL DIV 001267273636		150.00	4,862.36
18.10.21	Deposit VGS PAYMENT OCT21/00842754		20.56	4,882.92
26.10.21	Deposit DAVID SENGCHANSA SG super contribut		1,875.00	6,757.92

how to make a transaction

online
Log in to www.macquarie.com.au/personal

by phone
Call 133 275 to make a phone transaction

transfers from another bank account
Transfer funds from another bank to this account:
BSB 182 512
ACCOUNT NO. 968726620

deposits using BPay
From another bank



Bill code: 667022
Ref: 968 726 620

continued on next



Macquarie Cash Management Account

enquiries 1800 806 310

account name ADS FAMILY SUPER PTY LTD ATF ADS
FAMILY SUPER
account no. 968726620

transaction	description	debits	credits	balance
29.10.21	Deposit		19,732.29	26,490.21
03.11.21	Funds transfer	23,632.33		2,857.88
15.12.21	Deposit		167.50	3,025.38
16.12.21	Deposit		324.00	3,349.38
21.12.21	Deposit		276.00	3,625.38
	CLOSING BALANCE AS AT 31 DEC 21	31,590.64	26,621.96	3,625.38

* Stepped interest rates for the period 1 July to 31 December: balances \$0.00 to \$4,999.99 earned 0.00%
balances \$5,000.00 and above earned 0.00% pa (184 days)

continued on next



Macquarie Cash Management Account

MACQUARIE BANK LIMITED
ABN 46 008 583 542 AFSL 237502

enquiries 1800 806 310
transact@macquarie.com
www.macquarie.com.au

GPO Box 2520
Sydney, NSW 2001



ADS FAMILY SUPER PTY
PO BOX 68
TOONGABBIE NSW 2146

1 Shelley Street
Sydney, NSW 2000

account balance **\$5,472.40**
as at 30 Jun 22

account name ADS FAMILY SUPER PTY LTD ATF ADS
FAMILY SUPER
account no. 968726620

transaction	description	debits	credits	balance
31.12.21	OPENING BALANCE			3,625.38
04.01.22	Deposit DAVID SENGCHANSА SG super contribut		1,875.00	5,500.38
07.01.22	BPAY BPAY TO TAX OFFICE PAYMENTS	1,148.78		4,351.60
07.01.22	Funds transfer TRANSACT FUNDS TFR TO TST ADVISORY	1,265.00		3,086.60
19.01.22	Deposit GEAR DST 001270721754		447.89	3,534.49
19.01.22	Deposit VGS PAYMENT JAN22/00843516		25.87	3,560.36
01.02.22	BPAY BPAY TO ASIC	139.00		3,421.36
24.03.22	Deposit OML FNL DIV 001274940734		62.89	3,484.25
25.03.22	Deposit BVS ITM DIV 001273284632		92.50	3,576.75
30.03.22	Deposit AZJ LIMITED MAR22/00865814		210.00	3,786.75
05.04.22	Deposit DAVID SENGCHANSА SG super contribut		1,875.00	5,661.75
20.04.22	Deposit VGS PAYMENT APR22/00844210		24.46	5,686.21

how to make a transaction

online
Log in to www.macquarie.com.au/personal

by phone
Call 133 275 to make a phone transaction

transfers from another bank account
Transfer funds from another bank to this account:
BSB 182 512
ACCOUNT NO. 968726620

deposits using BPay
From another bank



Billеr code: 667022
Ref: 968 726 620

continued on next



Macquarie Cash Management Account

enquiries 1800 806 310

account name ADS FAMILY SUPER PTY LTD ATF ADS
FAMILY SUPER
account no. 968726620

	transaction	description	debits	credits	balance
20.05.22	BPAY	BPAY TO TAX OFFICE PAYMENTS	225.00		5,461.21
20.05.22	BPAY	BPAY TO TAX OFFICE PAYMENTS	269.97		5,191.24
24.06.22	Deposit	WBC DIVIDEND 001277833935		280.60	5,471.84
30.06.22	Interest	MACQUARIE CMA INTEREST PAID*		0.56	5,472.40
		CLOSING BALANCE AS AT 30 JUN 22	3,047.75	4,894.77	5,472.40

* Stepped interest rates for the period 1 January to 16 June: balances \$0.00 to \$4,999.99 earned 0.00%
balances \$5,000.00 and above earned 0.00% pa (167 days); 17 June to 30 June: balances \$0.00 to \$4,999.99
earned 0.25% balances \$5,000.00 and above earned 0.25% pa (14 days)

continued on next

ADS FAMILY SUPER

Bank Movement Summary
For the year ended 30 June 2022
CBA Account ** 0539

Date	Description	Amount	Account	OPENING BALANCE	INCOME			EXPENSES		BALANCE SHEET	BALANCE SHEET	Closing Balance
					Employer Contribution - David Sengchansavan g	Dividends	Interest	Accounting fees	Filing Fees	Tax Provision	Listed Share Investments	

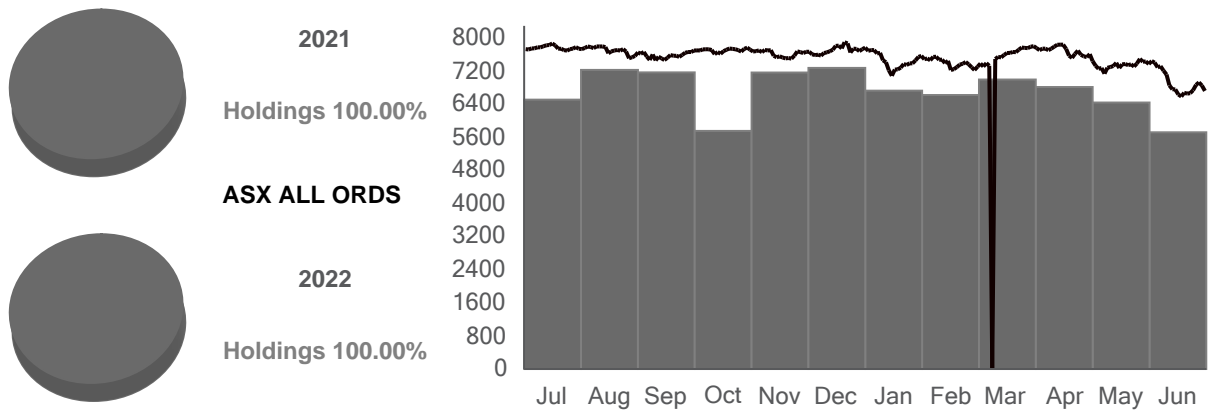
FY 2022												
Date	Description	Amount	Account	OPENING BALANCE	Employer Contribution - David Sengchansavan g	Dividends	Interest	Accounting fees	Filing Fees	Tax Provision	Listed Share Investments	Closing Balance
7/01/2021	Opening Bal	8,594.06		8,594.06	-	-	-	-	-	-	-	8,594.06
1/07/2021	ANZ DIVIDEND A071/00809299	315.00	Dividends	8,594.06	-	315.00	-	-	-	-	-	8,909.06
2/07/2021	NAB INTERIM DIV DV221/01261882	150.00	Dividends	8,909.06	-	150.00	-	-	-	-	-	9,059.06
16/07/2021	GEAR DST JUN 001262001144	218.11	Dividends	9,059.06	-	218.11	-	-	-	-	-	9,277.17
16/07/2021	VGS PAYMENT JUL21/00837470	48.78	Dividends	9,277.17	-	48.78	-	-	-	-	-	9,325.95
16/07/2021	VGAD PAYMENT JUL21/00815218	1,431.71	Dividends	9,325.95	-	1,431.71	-	-	-	-	-	10,757.66
30/08/2021	MOT CNT21263064 BUY 18 IHVV	-7,958.31	Listed Share Investments	10,757.66	-	-	-	-	-	-	(7,958.31)	2,799.35
8/09/2021	DAVID SENGCHANSA SG super contribut	1,625.01	Employer Contribution - David Sengcha	2,799.35	1,625.01	-	-	-	-	-	-	4,424.36
2/09/2021	AZJ LIMITED SEP21/00864318	288.00	Dividends	4,424.36	-	288.00	-	-	-	-	-	4,712.36
29/09/2021	BVS FNL DIV 001267273636	150.00	Dividends	4,712.36	-	150.00	-	-	-	-	-	4,862.36
				4,862.36	-	-	-	-	-	-	-	4,862.36
18/10/2021	VGS PAYMENT OCT21/00842754	20.56	Dividends	4,862.36	-	20.56	-	-	-	-	-	4,882.92
26/10/2021	DAVID SENGCHANSA SG super contribut	1,875.00	Employer Contribution - David Sengcha	4,882.92	1,875.00	-	-	-	-	-	-	6,757.92
29/10/2021	MOT CNT21477043 SELL 220 VGAD	19,732.29	Listed Share Investments	6,757.92	-	-	-	-	-	-	19,732.29	26,490.21
3/11/2021	MOT CNT21489464 BUY 700 NDQ	-23,632.33	Listed Share Investments	26,490.21	-	-	-	-	-	-	(23,632.33)	2,857.88
15/12/2021	NAB FINAL DIV DV222/00738605	167.50	Dividends	2,857.88	-	167.50	-	-	-	-	-	3,025.38
16/12/2021	ANZ DIVIDEND A072/00793353	324.00	Dividends	3,025.38	-	324.00	-	-	-	-	-	3,349.38
21/12/2021	WBC DIVIDEND 001269180951	276.00	Dividends	3,349.38	-	276.00	-	-	-	-	-	3,625.38
				3,625.38	-	-	-	-	-	-	-	3,625.38
4/01/2022	DAVID SENGCHANSA SG super contribut	1,875.00	Employer Contribution - David Sengcha	3,625.38	1,875.00	-	-	-	-	-	-	5,500.38
7/01/2022	BPAY TO TAX OFFICE PAYMENTS	-1,148.78	Tax Provision	5,500.38	-	-	-	-	-	(1,148.78)	-	4,351.60
7/01/2022	TRANSACT FUNDS TFR TO TST ADVISORY	-1,265.00	Accounting fees	4,351.60	-	-	-	(1,265.00)	-	-	-	3,086.60
19/01/2022	GEAR DST 001270721754	447.89	Dividends	3,086.60	-	447.89	-	-	-	-	-	3,534.49
19/01/2022	VGS PAYMENT JAN22/00843516	25.87	Dividends	3,534.49	-	25.87	-	-	-	-	-	3,560.36
1/02/2022	BPAY TO ASIC	-139.00	Filing Fees	3,560.36	-	-	-	-	(139.00)	-	-	3,421.36
24/03/2022	OML FNL DIV 001274940734	62.89	Dividends	3,421.36	-	62.89	-	-	-	-	-	3,484.25
25/03/2022	BVS ITM DIV 001273284632	92.50	Dividends	3,484.25	-	92.50	-	-	-	-	-	3,576.75
30/03/2022	AZJ LIMITED MAR22/00865814	210.00	Dividends	3,576.75	-	210.00	-	-	-	-	-	3,786.75
				3,786.75	-	-	-	-	-	-	-	3,786.75
5/04/2022	DAVID SENGCHANSA SG super contribut	1,875.00	Employer Contribution - David Sengcha	3,786.75	1,875.00	-	-	-	-	-	-	5,661.75
20/04/2022	VGS PAYMENT APR22/00844210	24.46	Dividends	5,661.75	-	24.46	-	-	-	-	-	5,686.21
20/05/2022	BPAY TO TAX OFFICE PAYMENTS	-225.00	Tax Provision	5,686.21	-	-	-	-	-	(225.00)	-	5,461.21
20/05/2022	BPAY TO TAX OFFICE PAYMENTS	-269.97	Tax Provision	5,461.21	-	-	-	-	-	(269.97)	-	5,191.24
24/06/2022	WBC DIVIDEND 001277833935	280.60	Dividends	5,191.24	-	280.60	-	-	-	-	-	5,471.84
30/06/2022	MACQUARIE CMA INTEREST PAID	0.56	Interest	5,471.84	-	-	0.56	-	-	-	-	5,472.40
				5,472.40	-	-	-	-	-	-	-	5,472.40
TOTAL			Closing Balance	5,472.40	7,250.01	4,533.87	0.56	(1,265.00)	(139.00)	(1,643.75)	(11,858.35)	5,472.40



Financial Year Summary

01 Jul 2021 - 30 Jun 2022

Summary Information A/C 23020840	+/-	
Holdings valuation at start of period		\$97,210.47
Holdings valuation at end of period	(\$14,396.60)	\$82,813.87
Portfolio at start of period		\$97,210.47
Portfolio at end of period	(\$14,396.60)	\$82,813.87
Total portfolio value		\$82,813.87
Total brokerage		\$71.99
Information service fees		\$0.00
Estimated dividends and distributions		\$4,533.87
Estimated franking credits		\$1,095.54



While every effort has been made to provide you with an accurate statement, we give no warranty of accuracy or reliability and take no responsibility for any errors or omissions including negligence by any officers, employees or agents. We encourage you to confirm the information, holdings and valuations contained herein. Information contained in the report may only relate to the period since you commenced our service.

Copyright © 2022 Third Party Platform Pty Limited. All rights reserved.

Macquarie Online Trading is a service provided by Third Party Platform Pty Ltd ("TPP") ABN 74 121 227 905 AFSL No. 314341, at the request of Macquarie Bank Limited ABN 46 008 583 542 AFSL 237502 ("MBL"). TPP is a Participant of the ASX Group. Neither TPP nor MBL are representatives of each other. Some of the fees paid to TPP for the provision of its services will be remitted to MBL. TPP and MBL do not provide personal financial advice in relation to Macquarie Online Trading. You should consider your own financial situation, particular needs and investment objectives before acting on any of the information available on this report.

Holdings valuation

01 Jul 2021 - 30 Jun 2022

Holdings valuation at 1 Jul 2021

\$97,210.47

Equities

ASX code	Description	Quantity	Cost Price	Price	Value
ANZ	ANZ BANK FPO	450	\$25.30	\$28.150	\$12,667.50
AZJ	AURIZON FPO	2,000	\$3.81	\$3.720	\$7,440.00
BVS	BRAVURA FPO	2,500	\$2.91	\$3.510	\$8,775.00
GEAR	BETAGEAR ETF UNITS	350	\$27.86	\$27.850	\$9,747.50
NAB	NAT. BANK FPO	250	\$25.06	\$26.220	\$6,555.00
OML	OOHMEDIA FPO	6,289	\$1.59	\$1.750	\$11,005.75
VGAD	VINTLH ETF UNITS	220	\$87.63	\$91.740	\$20,182.80
VGS	VINTL ETF UNITS	60	\$85.90	\$96.920	\$5,815.20
WBC	WESTPAC FPO	460	\$24.12	\$25.810	\$11,872.60
Z1P	ZIPCOLTD FPO	416	\$11.92	\$7.570	\$3,149.12
Sub total					\$97,210.47

Holdings valuation **at 30 Jun 2022**

\$82,813.87

Equities

ASX code	Description	Quantity	Cost Price	Price	Value
ANZ	ANZ BANK FPO	450	\$25.30	\$22.030	\$9,913.50
AZJ	AURIZON FPO	2,000	\$3.81	\$3.800	\$7,600.00
BVS	BRAVURA FPO	2,500	\$2.91	\$1.415	\$3,537.50
GEAR	BETAGEAR ETF UNITS	350	\$27.86	\$21.470	\$7,514.50
IHVV	ISS&P500AU ETF UNITS	18	\$442.13	\$368.030	\$6,624.54
NAB	NAT. BANK FPO	250	\$25.06	\$27.390	\$6,847.50
NDQ	BETANASDAQ ETF UNITS	700	\$33.76	\$26.710	\$18,697.00

While every effort has been made to provide you with an accurate statement, we give no warranty of accuracy or reliability and take no responsibility for any errors or omissions including negligence by any officers, employees or agents. We encourage you to confirm the information, holdings and valuations contained herein. Information contained in the report may only relate to the period since you commenced our service.

Copyright © 2022 Third Party Platform Pty Limited. All rights reserved.

Macquarie Online Trading is a service provided by Third Party Platform Pty Ltd ("TPP") ABN 74 121 227 905 AFSL No. 314341, at the request of Macquarie Bank Limited ABN 46 008 583 542 AFSL 237502 ("MBL"). TPP is a Participant of the ASX Group. Neither TPP nor MBL are representatives of each other. Some of the fees paid to TPP for the provision of its services will be remitted to MBL. TPP and MBL do not provide personal financial advice in relation to Macquarie Online Trading. You should consider your own financial situation, particular needs and investment objectives before acting on any of the information available on this report.

Holdings valuation (continued)

01 Jul 2021 - 30 Jun 2022

OML	OOHMEDIA FPO	6,289	\$1.59	\$1.210	\$7,609.69
VGS	VINTL ETF UNITS	60	\$85.90	\$88.610	\$5,316.60
WBC	WESTPAC FPO	460	\$24.12	\$19.500	\$8,970.00
ZIP	ZIPCOLTD FPO	416	\$11.92	\$0.440	\$183.04
Sub total					\$82,813.87

While every effort has been made to provide you with an accurate statement, we give no warranty of accuracy or reliability and take no responsibility for any errors or omissions including negligence by any officers, employees or agents. We encourage you to confirm the information, holdings and valuations contained herein. Information contained in the report may only relate to the period since you commenced our service.

Copyright © 2022 Third Party Platform Pty Limited. All rights reserved.

Macquarie Online Trading is a service provided by Third Party Platform Pty Ltd ("TPP") ABN 74 121 227 905 AFSL No. 314341, at the request of Macquarie Bank Limited ABN 46 008 583 542 AFSL 237502 ("MBL"). TPP is a Participant of the ASX Group. Neither TPP nor MBL are representatives of each other. Some of the fees paid to TPP for the provision of its services will be remitted to MBL. TPP and MBL do not provide personal financial advice in relation to Macquarie Online Trading. You should consider your own financial situation, particular needs and investment objectives before acting on any of the information available on this report.

Holdings valuation (continued)

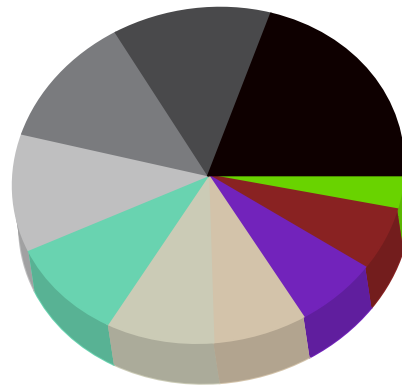
01 Jul 2021 - 30 Jun 2022

Holdings valuation at 1 Jul 2021

\$97,210.47

Holdings composition 1 Jul 2021

VGAD 20.76%	GEAR 10.03%	VGS 5.98%
ANZ 13.03%	BVS 9.03%	Z1P 3.24%
WBC 12.21%	AZJ 7.65%	
OML 11.32%	NAB 6.74%	

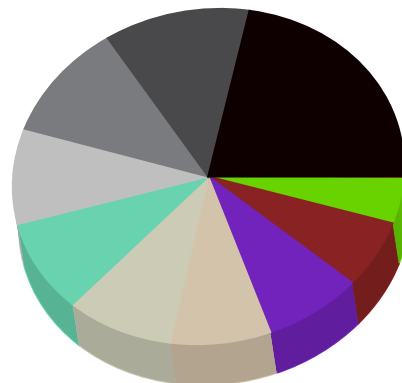


Holdings valuation at 30 Jun 2022

\$82,813.87

Holdings composition 30 Jun 2022

NDQ 22.58%	AZJ 9.18%	VGS 6.42%
ANZ 11.97%	GEAR 9.07%	BVS 4.27%
WBC 10.83%	NAB 8.27%	ZIP 0.22%
OML 9.19%	IHVV 8.00%	



While every effort has been made to provide you with an accurate statement, we give no warranty of accuracy or reliability and take no responsibility for any errors or omissions including negligence by any officers, employees or agents. We encourage you to confirm the information, holdings and valuations contained herein. Information contained in the report may only relate to the period since you commenced our service.

Copyright © 2022 Third Party Platform Pty Limited. All rights reserved.

Macquarie Online Trading is a service provided by Third Party Platform Pty Ltd ("TPP") ABN 74 121 227 905 AFSL No. 314341, at the request of Macquarie Bank Limited ABN 46 008 583 542 AFSL 237502 ("MBL"). TPP is a Participant of the ASX Group. Neither TPP nor MBL are representatives of each other. Some of the fees paid to TPP for the provision of its services will be remitted to MBL. TPP and MBL do not provide personal financial advice in relation to Macquarie Online Trading. You should consider your own financial situation, particular needs and investment objectives before acting on any of the information available on this report.

Transaction summary

01 Jul 2021 - 30 Jun 2022

Equities

IHVV

ISHARES S&P 500 AUD ETF UNITS

Date	Type	Action	Quantity	Unit price	Trade value	Brokerage	Other fees	GST	Total value
26/08/2021	Buy	B21263064	18	\$441.0200	\$7,938.36	\$18.14	\$0.00	\$1.81	\$7,958.31
Sub total			18						

NDQ

BETASHARESNASDAQ100 ETF UNITS

Date	Type	Action	Quantity	Unit price	Trade value	Brokerage	Other fees	GST	Total value
01/11/2021	Buy	B21489464	700	\$33.7200	\$23,604.00	\$25.75	\$0.00	\$2.58	\$23,632.33
Sub total			700						

VGAD

VNGD INTL SHARES H ETF UNITS

Date	Type	Action	Quantity	Unit price	Trade value	Brokerage	Other fees	GST	Total value
17/02/2021	Buy	B20661619	100	\$84.6200	\$8,462.00	\$18.14	\$0.00	\$1.81	\$8,481.95
28/05/2021	Buy	B20981403	120	\$89.8100	\$10,777.20	\$18.14	\$0.00	\$1.81	\$10,797.15
27/10/2021	Sell	S21477043	(220)	\$89.8000	(\$19,756.00)	\$21.55	\$0.00	\$2.16	(\$19,732.29)
Sub total			0						

VGHD - Share Sale

\$19,732.29 sale price
(\$8,481.95) cost base
(\$10,797.15) cost base

\$453.19 Capital Gains
\$ - discount for assets held >12mths
\$453.19 NET Capital Gains

While every effort has been made to provide you with an accurate statement, we give no warranty of accuracy or reliability and take no responsibility for any errors or omissions including negligence by any officers, employees or agents. We encourage you to confirm the information, holdings and valuations contained herein. Information contained in the report may only relate to the period since you commenced our service.

Copyright © 2022 Third Party Platform Pty Limited. All rights reserved.

Macquarie Online Trading is a service provided by Third Party Platform Pty Ltd ("TPP") ABN 74 121 227 905 AFSL No. 314341, at the request of Macquarie Bank Limited ABN 46 008 583 542 AFSL 237502 ("MBL"). TPP is a Participant of the ASX Group. Neither TPP nor MBL are representatives of each other. Some of the fees paid to TPP for the provision of its services will be remitted to MBL. TPP and MBL do not provide personal financial advice in relation to Macquarie Online Trading. You should consider your own financial situation, particular needs and investment objectives before acting on any of the information available on this report.

Brokerage & information services

01 Jul 2021 - 30 Jun 2022

August 2021	Amount	GST	Total
Brokerage and trail fees	\$18.14	\$1.81	\$19.95
Information services	\$0.00	\$0.00	\$0.00
	\$18.14	\$1.81	\$19.95

October 2021	Amount	GST	Total
Brokerage and trail fees	\$21.55	\$2.16	\$23.71
Information services	\$0.00	\$0.00	\$0.00
	\$21.55	\$2.16	\$23.71

While every effort has been made to provide you with an accurate statement, we give no warranty of accuracy or reliability and take no responsibility for any errors or omissions including negligence by any officers, employees or agents. We encourage you to confirm the information, holdings and valuations contained herein. Information contained in the report may only relate to the period since you commenced our service.

Copyright © 2022 Third Party Platform Pty Limited. All rights reserved.

Macquarie Online Trading is a service provided by Third Party Platform Pty Ltd ("TPP") ABN 74 121 227 905 AFSL No. 314341, at the request of Macquarie Bank Limited ABN 46 008 583 542 AFSL 237502 ("MBL"). TPP is a Participant of the ASX Group. Neither TPP nor MBL are representatives of each other. Some of the fees paid to TPP for the provision of its services will be remitted to MBL. TPP and MBL do not provide personal financial advice in relation to Macquarie Online Trading. You should consider your own financial situation, particular needs and investment objectives before acting on any of the information available on this report.

Brokerage & information services (continued)

01 Jul 2021 - 30 Jun 2022

November 2021	Amount	GST	Total
Brokerage and trail fees	\$25.75	\$2.58	\$28.33
Information services	\$0.00	\$0.00	\$0.00
	\$25.75	\$2.58	\$28.33

Brokerage total	\$65.44	\$6.55	\$71.99
Information services total	\$0.00	\$0.00	\$0.00

While every effort has been made to provide you with an accurate statement, we give no warranty of accuracy or reliability and take no responsibility for any errors or omissions including negligence by any officers, employees or agents. We encourage you to confirm the information, holdings and valuations contained herein. Information contained in the report may only relate to the period since you commenced our service.

Copyright © 2022 Third Party Platform Pty Limited. All rights reserved.

Macquarie Online Trading is a service provided by Third Party Platform Pty Ltd ("TPP") ABN 74 121 227 905 AFSL No. 314341, at the request of Macquarie Bank Limited ABN 46 008 583 542 AFSL 237502 ("MBL"). TPP is a Participant of the ASX Group. Neither TPP nor MBL are representatives of each other. Some of the fees paid to TPP for the provision of its services will be remitted to MBL. TPP and MBL do not provide personal financial advice in relation to Macquarie Online Trading. You should consider your own financial situation, particular needs and investment objectives before acting on any of the information available on this report.

Estimated dividends & distributions

01 Jul 2021 - 30 Jun 2022

ANZ ANZ BANKING GRP LTD ORDINARY

Ex div. date	Payment date	Type	Div. amount	Franking %	Balance	Franking credit	Est. dividend
10/05/2021	01/07/2021	Interim	\$0.70	100.00%	450	\$135.00	\$315.00
08/11/2021	16/12/2021	Final	\$0.72	100.00%	450	\$138.86	\$324.00
Estimated sub total						\$273.86	\$639.00

AZJ AURIZON HOLDINGS LTD ORDINARY

Ex div. date	Payment date	Type	Div. amount	Franking %	Balance	Franking credit	Est. dividend
23/08/2021	22/09/2021	Final	\$0.144	70.00%	2,000	\$86.40	\$288.00
28/02/2022	30/03/2022	Interim	\$0.105	95.00%	2,000	\$85.50	\$210.00
Estimated sub total						\$171.90	\$498.00

BVS BRAVURA SOLUTION LTD ORDINARY

Ex div. date	Payment date	Type	Div. amount	Franking %	Balance	Franking credit	Est. dividend
03/09/2021	29/09/2021	Final	\$0.06	0.00%	2,500	\$0.00	\$150.00
02/03/2022	25/03/2022	Interim	\$0.037	0.00%	2,500	\$0.00	\$92.50
Estimated sub total						\$0.00	\$242.50

While every effort has been made to provide you with an accurate statement, we give no warranty of accuracy or reliability and take no responsibility for any errors or omissions including negligence by any officers, employees or agents. We encourage you to confirm the information, holdings and valuations contained herein. Information contained in the report may only relate to the period since you commenced our service.

Copyright © 2022 Third Party Platform Pty Limited. All rights reserved.

Macquarie Online Trading is a service provided by Third Party Platform Pty Ltd ("TPP") ABN 74 121 227 905 AFSL No. 314341, at the request of Macquarie Bank Limited ABN 46 008 583 542 AFSL 237502 ("MBL"). TPP is a Participant of the ASX Group. Neither TPP nor MBL are representatives of each other. Some of the fees paid to TPP for the provision of its services will be remitted to MBL. TPP and MBL do not provide personal financial advice in relation to Macquarie Online Trading. You should consider your own financial situation, particular needs and investment objectives before acting on any of the information available on this report.

Estimated dividends & distributions (continued)

01 Jul 2021 - 30 Jun 2022

GEAR BETSHARES GEAR FUND ETF UNITS

Ex div. date	Payment date	Type	Div. amount	Franking %	Balance	Franking credit	Est. dividend
01/07/2021	16/07/2021	Final	\$0.623164	95.87%	350	\$89.61	\$218.11
04/01/2022	19/01/2022	Interim	\$1.279692	82.62%	350	\$158.59	\$447.89
Estimated sub total						\$248.20	\$666.00

NAB NATIONAL AUST. BANK ORDINARY

Ex div. date	Payment date	Type	Div. amount	Franking %	Balance	Franking credit	Est. dividend
13/05/2021	02/07/2021	Interim	\$0.60	100.00%	250	\$64.29	\$150.00
15/11/2021	15/12/2021	Final	\$0.67	100.00%	250	\$71.79	\$167.50
Estimated sub total						\$136.08	\$317.50

OML OOH!MEDIA LIMITED ORDINARY

Ex div. date	Payment date	Type	Div. amount	Franking %	Balance	Franking credit	Est. dividend
02/03/2022	24/03/2022	Final	\$0.01	100.00%	6,289	\$26.95	\$62.89
Estimated sub total						\$26.95	\$62.89

VGAD VNGD INTL SHARES H ETF UNITS

Ex div. date	Payment date	Type	Div. amount	Franking %	Balance	Franking credit	Est. dividend
01/07/2021	16/07/2021	Final	\$6.507789	0.00%	220	\$0.00	\$1,431.71
Estimated sub total						\$0.00	\$1,431.71

While every effort has been made to provide you with an accurate statement, we give no warranty of accuracy or reliability and take no responsibility for any errors or omissions including negligence by any officers, employees or agents. We encourage you to confirm the information, holdings and valuations contained herein. Information contained in the report may only relate to the period since you commenced our service.

Copyright © 2022 Third Party Platform Pty Limited. All rights reserved.

Macquarie Online Trading is a service provided by Third Party Platform Pty Ltd ("TPP") ABN 74 121 227 905 AFSL No. 314341, at the request of Macquarie Bank Limited ABN 46 008 583 542 AFSL 237502 ("MBL"). TPP is a Participant of the ASX Group. Neither TPP nor MBL are representatives of each other. Some of the fees paid to TPP for the provision of its services will be remitted to MBL. TPP and MBL do not provide personal financial advice in relation to Macquarie Online Trading. You should consider your own financial situation, particular needs and investment objectives before acting on any of the information available on this report.

Estimated dividends & distributions (continued)

01 Jul 2021 - 30 Jun 2022

VGS VNGD INTL SHARES ETF UNITS

Ex div. date	Payment date	Type	Div. amount	Franking %	Balance	Franking credit	Est. dividend
01/07/2021	16/07/2021	Final	\$0.813028	0.00%	60	\$0.00	\$48.78
01/10/2021	18/10/2021	Interim	\$0.342594	0.00%	60	\$0.00	\$20.56
04/01/2022	19/01/2022	Interim	\$0.431163	0.00%	60	\$0.00	\$25.87
01/04/2022	20/04/2022	Interim	\$0.407722	0.00%	60	\$0.00	\$24.46
Estimated sub total						\$0.00	\$119.67

WBC WESTPAC BANKING CORP ORDINARY

Ex div. date	Payment date	Type	Div. amount	Franking %	Balance	Franking credit	Est. dividend
05/11/2021	21/12/2021	Final	\$0.60	100.00%	460	\$118.29	\$276.00
19/05/2022	24/06/2022	Interim	\$0.61	100.00%	460	\$120.26	\$280.60
Estimated sub total						\$238.55	\$556.60

Estimated total

\$1,095.54

\$4,533.87

The information presented in this report is a general estimation and is intended as a guide for indicative purposes only. It is an extrapolation of our understanding of your holdings against publicly available dividend entitlement and payment information. It should not be considered a replacement for your own records. We encourage you to confirm the information and holdings represented here.

While every effort has been made to provide you with an accurate statement, we give no warranty of accuracy or reliability and take no responsibility for any errors or omissions including negligence by any officers, employees or agents. We encourage you to confirm the information, holdings and valuations contained herein. Information contained in the report may only relate to the period since you commenced our service.

Copyright © 2022 Third Party Platform Pty Limited. All rights reserved.

Macquarie Online Trading is a service provided by Third Party Platform Pty Ltd ("TPP") ABN 74 121 227 905 AFSL No. 314341, at the request of Macquarie Bank Limited ABN 46 008 583 542 AFSL 237502 ("MBL"). TPP is a Participant of the ASX Group. Neither TPP nor MBL are representatives of each other. Some of the fees paid to TPP for the provision of its services will be remitted to MBL. TPP and MBL do not provide personal financial advice in relation to Macquarie Online Trading. You should consider your own financial situation, particular needs and investment objectives before acting on any of the information available on this report.



Agent TAXSPOT WETHERILL PARK PTY LTD
Client THE TRUSTEE FOR ADS FAMILY SUPER
ABN 38 763 526 575
TFN 535 878 662

Income tax 002

Date generated	18/08/2022
Overdue	\$0.00
Not yet due	\$0.00
Balance	\$0.00

Transactions

5 results found - from **18 August 2019** to **18 August 2022** sorted by **processed date** ordered **newest to oldest**

Processed date	Effective date	Description	Debit (DR)	Credit (CR)	Balance
23 May 2022	23 May 2022	General interest charge			\$0.00
23 May 2022	20 May 2022	Payment received		\$269.97	\$0.00
1 Mar 2022	1 Mar 2022	General interest charge			\$269.97 DR
10 Jan 2022	7 Jan 2022	Payment received		\$1,148.78	\$269.97 DR
7 Jan 2022	28 Feb 2022	Tax return Self Man Superfund - Income Tax for the period from 01 Jul 20 to 30 Jun 21	\$1,418.75		\$1,418.75 DR



Agent TAXSPOT WETHERILL PARK PTY LTD
Client THE TRUSTEE FOR ADS FAMILY SUPER
ABN 38 763 526 575
TFN 535 878 662

Activity statement 004

Date generated	18/08/2022
Overdue	\$0.00
Not yet due	\$0.00
Balance	\$0.00

Transactions

5 results found - from 18 August 2019 to 18 August 2022 sorted by processed date ordered newest to oldest

Processed date	Effective date	Description	Debit (DR)	Credit (CR)	Balance
7 Jul 2022	6 Jul 2022	Payment received		\$225.00	\$0.00
6 Jul 2022	28 Jul 2022	Original Activity Statement for the period ending 30 Jun 22 - PAYG Instalments	\$225.00		\$225.00 DR
23 May 2022	23 May 2022	General interest charge			\$0.00
23 May 2022	20 May 2022	Payment received		\$225.00	\$0.00
23 May 2022	28 Apr 2022	Original Activity Statement for the period ending 31 Mar 22 - PAYG Instalments	\$225.00		\$225.00 DR



Australian Government
Australian Taxation Office

PAYG Instalments report 2022

Tax Agent 25375372
Last Updated 13/08/2022

TFN	Client Name	Quarter 1 (\$)	Quarter 2 (\$)	Quarter 3 (\$)	Quarter 4 (\$)	Total Instalment (\$)
535878662	THE TRUSTEE FOR ADS FAMILY SUPER	Not Applicable	Not Applicable	225.00	225.00	450.00

Total No of Clients: 1



Agent TAXSPOT WETHERILL PARK PTY LTD
Client THE TRUSTEE FOR ADS FAMILY SUPER
ABN 38 763 526 575

Print instalment

Account	Period	Document ID
Activity statement – 004 – THE TRUSTEE FOR ADS FAMILY SUPER	Jan 2022 – Mar 2022	48183486017

Receipt ID 209306391
Date lodged 23 May 2022
Payment due date 28 April 2022

Statement summary

Description	Reported Value	Owed to ATO	Owed by ATO
PAYG income tax instalment			
5A Owed to ATO		\$225.00	
T7 Instalment amount – Based on the notional tax \$ 900.75 from the 2021 assessment.	\$225.00		

Amount owing to ATO

\$225.00

BPAY®



Biller code 75556
Ref 4387635265755760

Telephone and Internet Banking - BPAY®

Contact your bank or financial institution to make this payment from your cheque, savings, debit or credit card account.
 For more information see www.bpay.com.au

Australia Post

Payment can be made in person at Australia Post outlets with cash, cheque or money order using the barcode below.

Payment reference number
 4387635265755760



*171 4387635265755760



Agent TAXSPOT WETHERILL PARK PTY LTD
Client THE TRUSTEE FOR ADS FAMILY SUPER
ABN 38 763 526 575

Print instalment

Account	Period	Document ID
Activity statement – 004 – THE TRUSTEE FOR ADS FAMILY SUPER	Apr 2022 – Jun 2022	48364450975

Receipt ID 8448759475
Date lodged 06 July 2022
Payment due date 28 July 2022

Statement summary

Description	Reported Value	Owed to ATO	Owed by ATO
PAYG income tax instalment			
5A Owed to ATO		\$225.00	
T7 Instalment amount – Based on the notional tax \$ 900.75 from the 2021 assessment.	\$225.00		

Amount owing to ATO

\$225.00

BPAY®



Biller code 75556
Ref 4387635265755760

Telephone and Internet Banking - BPAY®

Contact your bank or financial institution to make this payment from your cheque, savings, debit or credit card account.
For more information see www.bpay.com.au

Australia Post

Payment can be made in person at Australia Post outlets with cash, cheque or money order using the barcode below.

Payment reference number
4387635265755760



*171 4387635265755760

**ASIC**

Australian Securities & Investments Commission

ABN 86 768 265 615

ADS FAMILY SUPER PTY. LTD.
TST ADVISORY
PO BOX 3006 WETHERILL PARK NSW 2164

INVOICE STATEMENT

Issue date 31 Jan 22

ADS FAMILY SUPER PTY. LTD.

ACN 646 186 398

Account No. 22 646186398

Summary

Opening Balance	\$56.00
New items	\$83.00
Payments & credits	\$0.00
TOTAL DUE	\$139.00

- Amounts are not subject to GST. (Treasurer's determination - exempt taxes, fees and charges).
- Payment of your annual review fee will maintain your registration as an Australian company.

Transaction details are listed on the back of this page

Inquiries

www.asic.gov.au/invoices

1300 300 630

Please pay

Immediately \$139.00

If you have already paid please ignore this invoice statement.

- Late fees will apply if you do NOT
 - tell us about a change during the period that the law allows
 - bring your company or scheme details up to date within 28 days of the date of issue of the annual statement, or
 - pay your review fee within 2 months of the annual review date.
- Information on late fee amounts can be found on the ASIC website.

**ASIC**

Australian Securities & Investments Commission

PAYMENT SLIP**ADS FAMILY SUPER PTY. LTD.**

ACN 646 186 398

Account No: 22 646186398

**22 646186398****TOTAL DUE \$139.00****Immediately \$139.00**

Payment options are listed on the back of this payment slip



Bill Code: 17301
Ref: 2296461863989



*814 129 0002296461863989 47

ADS FAMILY SUPER PTY LTD <ADS FAMILY SUPER A/C>

1 Jul 2021 - 30 Jun 2022

Holdings Valuation at 30 Jun 2022

Equities

ASX Code	Description	Purchase Date	Quantity	Cost Price	Cost Base	Price as at 30 June	Valuation as at 30 June
ANZ	ANZ BANK FPO	10/02/2021	450	\$25.30	11,383.90	\$22.030	\$9,913.50
AZJ	AURIZON FPO	17/02/2021	2,000	\$3.81	7,619.95	\$3.800	\$7,600.00
BVS	BRAVURA FPO	11/03/2021	2,500	\$2.91	7,269.95	\$1.415	\$3,537.50
GEAR	BETAGEAR ETF UNITS	18/02/2021	350	\$27.86	9,749.95	\$21.470	\$7,514.50
IHVV	ISS&P500AU ETF UNITS	23/06/2021	18	\$442.13	7,958.31	\$368.030	\$6,624.54
NAB	NAT. BANK FPO	26/08/2021	250	\$25.06	6,264.95	\$27.390	\$6,847.50
NDQ	BETANASDAQ ETF UNITS	10/02/2021	700	\$33.76	23,632.33	\$26.710	\$18,697.00
OML	OOHMEDIA FPO	1/11/2021	6,289	\$1.59	10,019.46	\$1.210	\$7,609.69
VGS	VINTL ETF UNITS	15/02/2021	60	\$85.90	5,154.15	\$88.610	\$5,316.60
WBC	WESTPAC FPO	22/02/2021	460	\$24.12	11,094.10	\$19.500	\$8,970.00
ZIP	ZIPCOLTD FPO	17/02/2021	416	\$11.92	4,957.87	\$0.440	\$183.04
TOTALS					\$105,104.92		\$82,813.87
Change in Market Value							-\$22,291.05