

---

# **Workpapers - 2021 Financial Year**

## **A & E Super Fund**

Preparer: Louisse Montiel

Reviewer: Steven Lee

Printed: 24 March 2023

---

## Lead Schedule

### 2021 Financial Year

Code	Workpaper	CY Balance	LY Balance	Change	Status
23800	Distributions Received			0%	Completed
23900	Dividends Received	(\$4,566.79)		100%	Completed
24200	Contributions	(\$21,269.61)	(\$4,944.02)	330.21%	Completed
24602	Forex Gains/(Losses) - Unrealised	\$5,592.23	(\$573.79)	(1074.61)%	Completed
24700	Changes in Market Values of Investments	\$3,374.65	\$109.99	2968.14%	Completed
25000	Interest Received	(\$1.07)	(\$54.89)	(98.05)%	Completed
28500	Transfers In		(\$150,000.00)	100%	Completed
30100	Accountancy Fees	\$550.00	\$620.00	(11.29)%	Completed
30700	Auditor's Remuneration	\$550.00	\$450.00	22.22%	Completed
30800	ASIC Fees	\$55.00	\$213.00	(74.18)%	Completed
31500	Bank Charges	\$2.00		100%	Completed
37500	Investment Expenses	\$2,122.78	\$253.19	738.41%	Completed
37900	Interest Paid	\$2.91		100%	Completed
48500	Income Tax Expense	\$2,082.40	\$946.12	120.1%	Completed
49000	Profit/Loss Allocation Account	\$11,505.50	\$152,980.40	(92.48)%	Completed
50000	Members	(\$233,386.35)	(\$221,880.85)	5.19%	Completed
60400	Bank Accounts	\$4,700.04	\$4,139.36	13.55%	Completed

Code	Workpaper	CY Balance	LY Balance	Change	Status
74700	Managed Investments (Australian)	\$232,814.83	\$220,210.61	5.72%	Completed
85000	Income Tax Payable /Refundable	(\$4,996.73)	(\$1,746.90)	186.03%	Completed
88000	Sundry Creditors	(\$1,100.00)	(\$1,523.00)	(27.77)%	Completed
89000	Deferred Tax Liability/Asset	\$1,968.21	\$800.78	145.79%	Completed
A	Financial Statements				Completed
B	Permanent Documents				Completed
C	Other Documents				Completed
D	Pension Documentation				Completed
E	Estate Planning				Completed

# 23800 - Distributions Received

2021 Financial Year

**Preparer** Lousse Montiel

**Reviewer** Steven Lee

**Status** Completed

Account Code	Description	CY Balance	LY Balance	Change
A&E00004_INTERACTIVE	Interactive Brokers Account			0%
<b>TOTAL</b>		<b>CY Balance</b>	<b>LY Balance</b>	

## Supporting Documents

- Distribution Reconciliation Report [Report](#)

## Standard Checklist

- Attach a copy of all Tax Statements
- Attach a copy of Distribution Reconciliation Report
- Ensure all Distributions have been reviewed on [Distribution Tax Automation](#)



A & E Super Fund

# Distribution Reconciliation Report

For The Period 01 July 2020 - 30 June 2021

Date	Payment Received	Non Primary Production Income (A) * <sub>1</sub>		Distributed Capital Gains (B) * <sub>2</sub>					Foreign Income * <sub>3</sub>		Non-Assessable			Taxable Income	
		Franked	Unfranked	Interest/ Other	Franking Credits	Discounted (After Discount)	Rate * <sub>5</sub>	CGT Concession	Indexed	Other	Foreign Income	Foreign Credits	Tax Exempt		Tax Free
<b>Managed Investments (Australian)</b>															
A&E000000004_INTERACTIVE Interactive Brokers Account															
30/06/2021	0.00						S								0.00
	0.00														0.00
	<b>0.00</b>														<b>0.00</b>

## A & E Super Fund

# Distribution Reconciliation Report

For The Period 01 July 2020 - 30 June 2021

Date	Payment Received	Non Primary Production Income (A) * <sub>1</sub>		Interest/ Other	Franking Credits	Discounted (After Discount)	Distributed Capital Gains (B) * <sub>2</sub>			Foreign Income * <sub>3</sub>		Non-Assessable			Taxable Income
		Franked	Unfranked				Rate * <sub>5</sub>	CGT Concession	Indexed	Other	Foreign Income	Foreign Credits	Tax Exempt	Tax Free	
<b>TOTAL</b>	<b>0.00</b>														<b>0.00</b>

### Total Distributed Gains

Discount Rate	Discounted	Gross
Superfund 1/3	0.00	0.00
Individual 50%(I)	0.00	0.00
<b>Total</b>	<b>0.00</b>	<b>0.00</b>

### \*<sub>1</sub> Summary of Non Primary Production Income (A)

Tax Label	Franked	Unfranked	Interest/Other	Less Other Deduction	Income Before Credits * <sub>7</sub>	Franking Credits	Total Including Credits
11M Gross trust distributions					0.00		<b>0.00</b>

\*<sub>2</sub> Forms part of the Net Capital Gains calculation for Tax Label 11A.

\*<sub>3</sub> Forms part of the Foreign Credits calculation for Tax Label 11D, D1, 13C1.

\*<sub>4</sub> Taxable Income is designed to match Tax Statement provided by Fund Manager.

Taxable Income in the SMSF Annual Return will be different due to application of Capital Losses in Net Capital Gain calculation and application of different discount method.

\*<sub>5</sub> This is the discount rate selected for the transaction. "S" being Super Funds at 1/3 and "I" being Individual at 50%.

\*<sub>6</sub> AMIT cost base net increase is reflected as negative amount i.e. negative tax deferred and AMIT cost base net decrease is reflected as positive amount i.e. positive tax deferred.

\*<sub>7</sub> Sum of Income Before Credits reconciles with Taxable Trust Distributions in Statement of Taxable Income.

^ Variance between Payment Received and Net Cash Distribution.

# 23900 - Dividends Received

2021 Financial Year

**Preparer** Lousse Montiel

**Reviewer** Steven Lee

**Status** Completed

Account Code	Description	CY Balance	LY Balance	Change
A&E00004_INTERACTIVE	Interactive Brokers Account	(\$4,566.79)		100%
<b>TOTAL</b>		<b>CY Balance</b>	<b>LY Balance</b>	
		(\$4,566.79)		

## Supporting Documents

- Dividend Reconciliation Report [Report](#)
- Investment Income Comparison Report [Report](#)

## Standard Checklist

- Attach copies of all dividend statements
- Attach copy of Dividend Reconciliation Report
- Attach copy of Investment Income Comparison Report

# A & E Super Fund

## Dividend Reconciliation Report

For The Period 01 July 2020 - 30 June 2021

Date	Net Payment Received	Australian Income			Foreign Income			Withheld		
		Unfranked	Franked	Franking Credits	Foreign Income	Foreign Credits	NZ Credits	TFN Withheld	Non-Resident	LIC Deduction
<b>Managed Investments (Australian)</b>										
A&E000000004_INTERACTIVE Interactive Brokers Account										
30/06/2021	4,566.79				4,566.79	156.97				
	4,566.79				4,566.79	156.97				
	<b>4,566.79</b>				<b>4,566.79</b>	<b>156.97</b>				
<b>TOTAL</b>	<b>4,566.79</b>				<b>4,566.79</b>	<b>156.97</b>				

### Tax Return Reconciliation

	Totals	Tax Return Label
Unfranked		J
Franked Dividends		K
Franking Credits		L

A & E Super Fund

# Investment Income Comparison Report

As at 30 June 2021

Investment	Ledger Data			ASX & UUT Data						
	Transaction Date	Income Amount	Franking Credit	Date Payable	Ex Div/Dist Date	Units On Hand	45 Day Qualified	Amount per share/unit	Estimated Income	Estimated Franking*
<b>Unreconciled</b>										
<b>Managed Investments (Australian)</b>										
A&E000000004_IN TERRACTIVE	Interactive Brokers Account	30/06/2021	4,566.79	0.00						
			<b>4,566.79</b>	<b>0.00</b>						
			<b>4,566.79</b>	<b>0.00</b>						

\*Franking credit is estimated using 45 day qualified units. The estimation might not be accurate for preference shares and hedging arrangements.

# 24200 - Contributions

2021 Financial Year

Preparer Luisse Montiel

Reviewer Steven Lee

Status Completed

Account Code	Description	CY Balance	LY Balance	Change
HARAAR00002A	(Contributions) Harding, Aaron - Accumulation (Accumulation)	(\$21,269.61)	(\$4,944.02)	330.21%
<b>TOTAL</b>		<b>CY Balance</b>	<b>LY Balance</b>	
		(\$21,269.61)	(\$4,944.02)	

## Supporting Documents

- Contributions Breakdown Report [Report](#)
- SuperStream Contribution Data Report [Report](#)
- ATO Super Guarantee.pdf [HARAAR00002A](#)

## Standard Checklist

- Attach copies of S290-170 notices (if necessary)
- Attach copy of Contributions Breakdown Report
- Attach SuperStream Contribution Data Report
- Check Fund is registered for SuperStream (if necessary)
- Ensure all Contributions have been allocated from Bank Accounts
- Ensure Work Test is satisfied if members are over 65

## A & E Super Fund

# Contributions Breakdown Report

For The Period 01 July 2020 - 30 June 2021

### Summary

Member	D.O.B	Age (at 30/06/2020)	Total Super Balance (at 30/06/2020) *1	Concessional	Non-Concessional	Other	Reserves	Total
Harding, Aaron	Provided	47	172,578.79	21,269.61	0.00	0.00	0.00	21,269.61
Harding, Evangelia	Provided	39	49,302.06	0.00	0.00	0.00	0.00	0.00
<b>All Members</b>				<b>21,269.61</b>	<b>0.00</b>	<b>0.00</b>	<b>0.00</b>	<b>21,269.61</b>

\*1 TSB can include information external to current fund's transaction records. The amount is per individual across all funds.

### Contribution Caps

Member	Contribution Type	Contributions	Cap	Current Position
Harding, Aaron	Concessional (5 year carry forward cap available)	21,269.61	70,055.98	48,786.37 Below Cap
	Non-Concessional	0.00	100,000.00	100,000.00 Below Cap
Harding, Evangelia	Concessional (5 year carry forward cap available)	0.00	75,000.00	75,000.00 Below Cap
	Non-Concessional	0.00	100,000.00	100,000.00 Below Cap

### Carry Forward Unused Concessional Contribution Cap

Member	2016	2017	2018	2019	2020	2021	Current Position
Harding, Aaron							
Concessional Contribution Cap	30,000.00	30,000.00	25,000.00	25,000.00	25,000.00	25,000.00	
Concessional Contribution	0.00	0.00	0.00	0.00	4,944.02	21,269.61	
Unused Concessional Contribution	0.00	0.00	0.00	25,000.00	20,055.98	3,730.39	
Cumulative Carry Forward Unused	N/A	N/A	N/A	0.00	25,000.00	45,055.98	
Maximum Cap Available	30,000.00	30,000.00	25,000.00	25,000.00	50,000.00	70,055.98	48,786.37 Below Cap
Total Super Balance	0.00	0.00	0.00	19,080.69	18,895.49	172,578.79	
Harding, Evangelia							
Concessional Contribution Cap	30,000.00	30,000.00	25,000.00	25,000.00	25,000.00	25,000.00	
Concessional Contribution	0.00	0.00	0.00	0.00	0.00	0.00	
Unused Concessional Contribution	0.00	0.00	0.00	25,000.00	25,000.00	25,000.00	
Cumulative Carry Forward Unused	N/A	N/A	N/A	0.00	25,000.00	50,000.00	
Maximum Cap Available	30,000.00	30,000.00	25,000.00	25,000.00	50,000.00	75,000.00	75,000.00 Below Cap
Total Super Balance	0.00	0.00	0.00	50,495.19	50,004.96	49,302.06	

## NCC Bring Forward Caps

Member	Bring Forward Cap	2018	2019	2020	2021	Total	Current Position
Harding, Aaron	N/A	0.00	0.00	0.00	0.00	N/A	Bring Forward Not Triggered
Harding, Evangelia	N/A	0.00	0.00	0.00	0.00	N/A	Bring Forward Not Triggered

## Harding, Aaron

Date	Transaction Description	Ledger Data					SuperStream Data				
		Contribution Type	Concessional	Non-Concession	Other	Reserves	Contribution	Employer	Concessional	Non-Concess	Other
04/08/2020	Quicksuper Quickspr274877470 0	Employer	1,096.04				Employer	DHL GLOBAL FORWARDING (AUSTRALIA) PTY LTD	1,096.04		
04/09/2020	Quicksuper Quickspr277094569 7	Employer	1,096.04				Employer	DHL GLOBAL FORWARDING (AUSTRALIA) PTY LTD	1,096.04		
17/09/2020	Ato Ato00400001328819 4	Employer	6,247.82								
05/10/2020	Quicksuper Quickspr279214565 0	Employer	46.98				Employer	DHL GLOBAL FORWARDING (AUSTRALIA) PTY LTD	46.98		
05/10/2020	Quicksuper Quickspr279214565 0	Employer	1,096.04				Employer	DHL GLOBAL FORWARDING (AUSTRALIA) PTY LTD	1,096.04		
06/11/2020	Quicksuper Quickspr281606995 1	Employer	1,135.51				Employer	DHL GLOBAL FORWARDING (AUSTRALIA) PTY LTD	1,135.51		
03/12/2020	Quicksuper Quickspr283699041 2	Employer	1,096.04				Employer	DHL GLOBAL FORWARDING (AUSTRALIA) PTY LTD	1,096.04		
31/12/2020	Quicksuper Quickspr285662772 0	Employer	1,096.04				Employer	DHL GLOBAL FORWARDING (AUSTRALIA) PTY LTD	1,096.04		
11/02/2021	Quicksuper Quickspr288748141 9	Employer	1,111.83				Employer	DHL GLOBAL FORWARDING (AUSTRALIA) PTY LTD	1,111.83		



04/03/2021	Quicksuper Quickspr290485351 7	Employer	1,096.04			Employer	DHL GLOBAL FORWARDING (AUSTRALIA) PTY LTD	1,096.04
01/04/2021	Quicksuper Quickspr292731918 0	Employer	1,096.04			Employer	DHL GLOBAL FORWARDING (AUSTRALIA) PTY LTD	1,096.04
06/05/2021	Quicksuper Quickspr295522517 5	Employer	1,141.61			Employer	DHL GLOBAL FORWARDING (AUSTRALIA) PTY LTD	1,141.61
28/05/2021	Quicksuper Quickspr297269673 1	Employer	1,646.62			Employer	DHL GLOBAL FORWARDING (AUSTRALIA) PTY LTD	1,646.62
28/05/2021	Quicksuper Quickspr297269673 1	Employer	1,125.35			Employer	DHL GLOBAL FORWARDING (AUSTRALIA) PTY LTD	1,125.35
21/06/2021	Quicksuper Quickspr298902986 8	Employer	1,141.61			Employer	DHL GLOBAL FORWARDING (AUSTRALIA) PTY LTD	1,141.61
<b>Total - Harding, Aaron</b>			<b>21,269.61</b>	<b>0.00</b>	<b>0.00</b>	<b>0.00</b>		<b>15,021.79</b>
<b>Total for All Members</b>			<b>21,269.61</b>	<b>0.00</b>	<b>0.00</b>	<b>0.00</b>		

A & E Super Fund

# SuperStream Contribution Data Report

For The Period 01 July 2020 - 30 June 2021

Transaction Date	Reference	Employer Org	Pay Period	Employer	Personal - NCC	Spouse & Child	Other Family & Friends	Any Other	Total
<b>Harding, Aaron</b>									
04/08/2020	QUICKSPR2748774700	DHL GLOBAL FORWARDING (AUSTRALIA) PTY LTD	01/07/2020 - 31/07/2020	1,096.04	0.00	0.00	0.00	0.00	1,096.04
04/09/2020	QUICKSPR2770945697	DHL GLOBAL FORWARDING (AUSTRALIA) PTY LTD	01/08/2020 - 31/08/2020	1,096.04	0.00	0.00	0.00	0.00	1,096.04
05/10/2020	QUICKSPR2792145650	DHL GLOBAL FORWARDING (AUSTRALIA) PTY LTD	01/09/2020 - 30/09/2020	46.98	0.00	0.00	0.00	0.00	46.98
05/10/2020	QUICKSPR2792145650	DHL GLOBAL FORWARDING (AUSTRALIA) PTY LTD	01/09/2020 - 30/09/2020	1,096.04	0.00	0.00	0.00	0.00	1,096.04
06/11/2020	QUICKSPR2816069951	DHL GLOBAL FORWARDING (AUSTRALIA) PTY LTD	01/10/2020 - 31/10/2020	1,135.51	0.00	0.00	0.00	0.00	1,135.51
03/12/2020	QUICKSPR2836990412	DHL GLOBAL FORWARDING (AUSTRALIA) PTY LTD	01/11/2020 - 30/11/2020	1,096.04	0.00	0.00	0.00	0.00	1,096.04
31/12/2020	QUICKSPR2856627720	DHL GLOBAL FORWARDING (AUSTRALIA) PTY LTD	01/12/2020 - 31/12/2020	1,096.04	0.00	0.00	0.00	0.00	1,096.04
11/02/2021	QUICKSPR2887481419	DHL GLOBAL FORWARDING (AUSTRALIA) PTY LTD	01/01/2021 - 31/01/2021	1,111.83	0.00	0.00	0.00	0.00	1,111.83
04/03/2021	QUICKSPR2904853517	DHL GLOBAL FORWARDING (AUSTRALIA) PTY LTD	01/02/2021 - 28/02/2021	1,096.04	0.00	0.00	0.00	0.00	1,096.04
01/04/2021	QUICKSPR2927319180	DHL GLOBAL FORWARDING (AUSTRALIA) PTY LTD	01/03/2021 - 31/03/2021	1,096.04	0.00	0.00	0.00	0.00	1,096.04
06/05/2021	QUICKSPR2955225175	DHL GLOBAL FORWARDING (AUSTRALIA) PTY LTD	01/04/2021 - 30/04/2021	1,141.61	0.00	0.00	0.00	0.00	1,141.61
28/05/2021	QUICKSPR2972696731	DHL GLOBAL FORWARDING (AUSTRALIA) PTY LTD	01/05/2021 - 31/05/2021	1,646.62	0.00	0.00	0.00	0.00	1,646.62
28/05/2021	QUICKSPR2972696731	DHL GLOBAL	01/05/2021 - 31/05/2021	1,125.35	0.00	0.00	0.00	0.00	1,125.35

A & E Super Fund

# SuperStream Contribution Data Report

For The Period 01 July 2020 - 30 June 2021

Transaction Date	Reference	Employer Org	Pay Period	Employer	Personal - NCC	Spouse & Child	Other Family & Friends	Any Other	Total
		(AUSTRALIA) PTY LTD							
21/06/2021	QUICKSPR2989029868	DHL GLOBAL FORWARDING (AUSTRALIA) PTY LTD	01/06/2021 - 30/06/2021	1,141.61	0.00	0.00	0.00	0.00	1,141.61
				15,021.79	0.00	0.00	0.00	0.00	15,021.79
				15,021.79	0.00	0.00	0.00	0.00	15,021.79

\*Data last updated: 22/02/2023



## Superannuation remittance advice

Provider: THE TRUSTEE FOR A & E SUPER FUND  
 Tax file number: 141 563 314  
 Remittance type: Super guarantee

Payment for	Account/Other ID	TFN	Date of birth	Remittance reference number	Financial year	Payment
Aaron Harding	SMSF11798107306 9	177 265 455	25/11/1972	7025831767750	2015	\$407.86
Aaron Harding	SMSF11798107306 9	177 265 455	25/11/1972	7025831767761	2015	\$401.50
Aaron Harding	SMSF11798107306 9	177 265 455	25/11/1972	7025831767776	2015	\$395.14
Aaron Harding	SMSF11798107306 9	177 265 455	25/11/1972	7025831767788	2015	\$388.92
Aaron Harding	SMSF11798107306 9	177 265 455	25/11/1972	7025831767795	2016	\$432.51
Aaron Harding	SMSF11798107306 9	177 265 455	25/11/1972	7025831767806	2016	\$425.32
Aaron Harding	SMSF11798107306 9	177 265 455	25/11/1972	7025831767815	2016	\$418.13
Aaron Harding	SMSF11798107306 9	177 265 455	25/11/1972	7025831767821	2016	\$411.04
Aaron Harding	SMSF11798107306 9	177 265 455	25/11/1972	7025831767831	2017	\$402.13
Aaron Harding	SMSF11798107306 9	177 265 455	25/11/1972	7025831767847	2017	\$394.99
Aaron Harding	SMSF11798107306 9	177 265 455	25/11/1972	7025831767854	2017	\$387.85
Aaron Harding	SMSF11798107306 9	177 265 455	25/11/1972	7025831767864	2017	\$380.85
Aaron Harding	SMSF11798107306 9	177 265 455	25/11/1972	7025831767873	2018	\$360.72
Aaron Harding	SMSF11798107306 9	177 265 455	25/11/1972	7025831767879	2018	\$353.81
Aaron Harding	SMSF11798107306 9	177 265 455	25/11/1972	7025831767886	2018	\$346.90
Aaron Harding	SMSF11798107306 9	177 265 455	25/11/1972	7025831767893	2018	\$340.15



Payment details	Description	Processed date	Credit
	Super guarantee remittance	16 September 2020	\$6,247.82 CR
<b>Total payment amount</b>			<b>\$6,247.82 CR</b>





014

THE TRUSTEE FOR A & E SUPER FUND  
60 ST GEORGE CR  
SANDY POINT NSW 2172

Our reference: 7118203478069  
Phone: 13 10 20  
ABN: 54 247 061 947

17 September 2020

### **Superannuation remittance advice**

To whom it may concern

An amount of \$6,247.82 has been forwarded to you from the super guarantee account for THE TRUSTEE FOR A & E SUPER FUND as per the enclosed remittance advice.

More information about the remittance process is provided on the back of this page, but if you have any questions please phone **13 10 20** between 8.00am and 6.00pm, Monday to Friday.

Yours faithfully

Grant Brodie  
Deputy Commissioner of Taxation





### Reading your remittance advice

This remittance advice provides details of super guarantee payments credited to you for one or more of your members.

### Payment for and account details

These details are provided so you can reconcile each payment with the correct member account.

Where you have made a claim for payment, the member and account details will match those you reported to us as part of your claim.

### Remittance reference number

This is a unique identifier we assign to the remittance of a member's super guarantee payment.

It is important to note this number as it needs to be quoted if you are not accepting a particular payment on this remittance.

### Payment

This is the total amount of super guarantee being credited for a member.

### What should you do if you will not be accepting one or more payments on the remittance?

You will need to complete a *Superannuation payment variation advice* (NAT 8451) statement and lodge it and your repayment with us on or before **23 October 2020**.

The *Completing the Superannuation payment variation advice* (NAT 8450) statement instructions will help you fill out this form.

Your repayment can be sent electronically to us by BPAY<sup>®</sup> or direct credit, or by cheque enclosed with the completed form.

If you are paying by cheque, please refer to the 'How to pay' information on the *Superannuation payment variation advice* (NAT 8451) statement. This will help you to complete the repayment details.

## HOW TO PAY

Your payment reference number (PRN) is:

BPAY<sup>®</sup>



Biller code: 75556

Ref:

### Telephone & Internet Banking – BPAY<sup>®</sup>

Contact your bank or financial institution to make this payment from your cheque, savings, debit or credit card account.

More info: [www.bpay.com.au](http://www.bpay.com.au)

### CREDIT OR DEBIT CARD

Pay online with your credit or debit card at [www.governmenteasypay.gov.au/PayATO](http://www.governmenteasypay.gov.au/PayATO)

To pay by phone, call the Government EasyPay service on **1300 898 089**.

A card payment fee applies.

### OTHER PAYMENT OPTIONS

For other payment options, visit [www.ato.gov.au/paymentoptions](http://www.ato.gov.au/paymentoptions)





# 24602 - Forex Gains/(Losses) - Unrealised

2021 Financial Year

**Preparer** Lousse Montiel

**Reviewer** Steven Lee

**Status** Completed

Account Code	Description	CY Balance	LY Balance	Change
24602	Forex Gains/(Losses) - Unrealised	\$5,592.23	(\$573.79)	(1074.61)%
<b>TOTAL</b>		<b>CY Balance</b>	<b>LY Balance</b>	
		\$5,592.23	(\$573.79)	

## Supporting Documents

- General Ledger [Report](#)

## Standard Checklist

- Attach all supporting Documentation
- Has the Fund received any non-arm's length income? If so, it may be taxed at 47%



# A & E Super Fund General Ledger

As at 30 June 2021

Transaction Date	Description	Units	Debit	Credit	Balance \$
<b>Forex Gains/(Losses) - Unrealised (24602)</b>					
<u>Forex Gains/(Losses) - Unrealised (24602)</u>					
30/06/2021	Interactive brokers		5,592.23		5,592.23 DR
			<b>5,592.23</b>		<b>5,592.23 DR</b>
<b>Total Debits:</b>	<b>5,592.23</b>				
<b>Total Credits:</b>	<b>0.00</b>				

# 24700 - Changes in Market Values of Investments

2021 Financial Year

Preparer Lousse Montiel

Reviewer Steven Lee

Status Completed

Account Code	Description	CY Balance	LY Balance	Change
24700	Changes in Market Values of Investments	\$3,374.65	\$109.99	2968.14%
<b>TOTAL</b>		<b>CY Balance</b>	<b>LY Balance</b>	
		\$3,374.65	\$109.99	

## Supporting Documents

- Market Movement [Report](#)
- Net Capital Gains Reconciliation [Report](#)
- Realised Capital Gain Report [Report](#)

## Standard Checklist

- Attach copies of Source Documentation (Contract Notes, Broker Statements, Chess Statements, Contracts of Sale, Managed Fund Statements etc)
- Attach copy of Market Movement report
- Attach copy of Net Capital Gains Reconciliation
- Attach copy of Realised Capital Gain Report
- Ensure all Asset Disposals have been entered
- Ensure all Market Values have been entered for June 30
- Ensure all Tax Deferred Distributions have been entered

A & E Super Fund

# Market Movement Report

As at 30 June 2021

Investment	Date	Description	Unrealised				Realised			Total
			Units	Accounting Cost Movement	Market Movement	Depreciation	Balance	Consideration	Accounting Cost Base	
A&E00004_INTERACTIVE - Interactive Brokers Account										
	01/07/2020	Opening Balance	1.00	0.00	0.00	0.00	220,210.61	0.00	0.00	0.00
	20/05/2021	Instalment	0.00	18,500.00	0.00	0.00	238,710.61	0.00	0.00	0.00
	30/06/2021	Return Of Capital	0.00	(2,521.13)	0.00	0.00	236,189.48			
	30/06/2021	Revaluation	0.00	0.00	0.00	0.00	236,189.48	0.00	0.00	0.00
	30/06/2021	Revaluation	0.00	0.00	(3,374.65)	0.00	232,814.83	0.00	0.00	0.00
	<b>30/06/2021</b>		<b>1.00</b>	<b>15,978.87</b>	<b>(3,374.65)</b>	<b>0.00</b>	<b>232,814.83</b>	<b>0.00</b>	<b>0.00</b>	<b>0.00</b>
<b>Total Market Movement</b>					<b>(3,374.65)</b>				<b>0.00</b>	<b>(3,374.65)</b>

## A & E Super Fund

# Capital Gains Reconciliation Report

For The Period 01 July 2020 - 30 June 2021

	Total	Discounted	Indexed	Other	Notional
<b>Losses available to offset</b>					
Carried forward from prior losses	0.00				
Carried forward from prior losses - Collectables	0.00				
Current year capital losses	6,021.71				
Current year capital losses - Collectables	0.00				
<b>Total Losses Available</b>	<b>6,021.71</b>				
<b>Total Losses Available - Collectables</b>	<b>0.00</b>				
<b>Capital Gains</b>					
Capital gains from disposal of assets	0.00	0.00	0.00	0.00	0.00
Capital gains from disposal of assets - Collectables	0.00	0.00	0.00	0.00	0.00
Capital gains from trust distributions	488.63	0.00	0.00	488.63	0.00
<b>Capital Gains Before Losses applied</b>	<b>488.63</b>	<b>0.00</b>	<b>0.00</b>	<b>488.63</b>	<b>0.00</b>
<b>Losses and discount applied</b>					
Losses applied	488.63	0.00	0.00	488.63	0.00
Losses applied - Collectables	0.00	0.00	0.00	0.00	0.00
Capital gains after losses applied	0.00	0.00	0.00	0.00	0.00
Capital gains after losses applied - Collectables	0.00	0.00	0.00	0.00	0.00
CGT Discount applied	0.00				
CGT Discount applied - Collectables	0.00				

## A & E Super Fund

# Capital Gains Reconciliation Report

For The Period 01 July 2020 - 30 June 2021

	Total	Discounted	Indexed	Other	Notional
<b>Net Capital Gain</b>					
Net capital gain	0.00				
Net capital gain - Collectables	0.00				
<b>Total Net Capital Gain (11A)</b>	<b>0.00</b>				
<b>Net Capital Losses Carried Forward to later income</b>					
Net Capital Losses Carried Forward to later income years	5,533.08				
Net Capital Losses Carried Forward to later income years - Collectables	0.00				
<b>Total Net Capital Losses Carried Forward to later income years (14V)</b>	<b>5,533.08</b>				

### Note

Refer to Realised Gains Report for details of Disposals at a Security level

Refer to Distribution Reconciliation Report for Trust Distribution details at a Security level

A & E Super Fund

# Realised Capital Gains Report

For The Period 01 July 2020 - 30 June 2021

Investment		Accounting Treatment				Tax Treatment						
Purchase Contract Date	Disposal Contract Date	Units	Cost	Proceeds	Accounting Profit/(Loss)	Adjusted Cost Base	Reduced Cost Base	Indexed Cost Base	Indexed Gains	Discounted Gains (Gross)	Other Gains	Capital Loss
<b>Managed Investments (Australian)</b>												
A&E00004_INTERACTIVE - Interactive Brokers Account												
		0.00	0.00	0.00	0.00	0.00	0.00	0.00	0.00	0.00	488.63	(6,021.71)
		<b>0.00</b>	<b>0.00</b>	<b>0.00</b>	<b>0.00</b>	<b>0.00</b>	<b>0.00</b>	<b>0.00</b>	<b>0.00</b>	<b>0.00</b>	<b>488.63</b>	<b>(6,021.71)</b>
		<b>0.00</b>	<b>0.00</b>	<b>0.00</b>	<b>0.00</b>	<b>0.00</b>	<b>0.00</b>	<b>0.00</b>	<b>0.00</b>	<b>0.00</b>	<b>488.63</b>	<b>(6,021.71)</b>
		<b>0.00</b>	<b>0.00</b>	<b>0.00</b>	<b>0.00</b>	<b>0.00</b>	<b>0.00</b>	<b>0.00</b>	<b>0.00</b>	<b>0.00</b>	<b>488.63</b>	<b>(6,021.71)</b>

# 25000 - Interest Received

2021 Financial Year

**Preparer** Lousse Montiel

**Reviewer** Steven Lee

**Status** Completed

Account Code	Description	CY Balance	LY Balance	Change
STG449882533	St George DIY Super Saver ***533	(\$1.07)	(\$54.89)	(98.05)%
<b>TOTAL</b>		<b>CY Balance</b>	<b>LY Balance</b>	
		(\$1.07)	(\$54.89)	

## Supporting Documents

- Interest Reconciliation Report [Report](#)

## Standard Checklist

- Attach Interest Reconciliation Report
- Ensure all interest has been recorded from Bank Statements
- Review Statements to ensure all TFN withheld has been input

A & E Super Fund

# Interest Reconciliation Report

For The Period 01 July 2020 - 30 June 2021

Date	Payment Amount	Gross Interest	TFN Withheld	Foreign Income	Foreign Credits
<b>Bank Accounts</b>					
STG449882533 St George DIY Super Saver ***533					
31/07/2020	0.03	0.03			
31/08/2020	0.03	0.03			
30/09/2020	0.05	0.05			
31/10/2020	0.09	0.09			
30/11/2020	0.10	0.10			
31/12/2020	0.11	0.11			
30/01/2021	0.12	0.12			
27/02/2021	0.12	0.12			
31/03/2021	0.14	0.14			
30/04/2021	0.15	0.15			
31/05/2021	0.10	0.10			
30/06/2021	0.03	0.03			
	1.07	1.07			
	<b>1.07</b>	<b>1.07</b>			
<b>TOTAL</b>	<b>1.07</b>	<b>1.07</b>			

**Tax Return Reconciliation**

	Totals	Tax Return Label
Gross Interest	1.07	11C



# 28500 - Transfers In

2021 Financial Year

**Preparer** Luisse Montiel

**Reviewer** Steven Lee

**Status** Completed

Account Code	Description	CY Balance	LY Balance	Change
HARAAR00002A	(Transfers In) Harding, Aaron - Accumulation (Accumulation)		(\$150,000.00)	100%
<b>TOTAL</b>		<b>CY Balance</b>	<b>LY Balance</b>	
			(\$150,000.00)	

## Supporting Documents

- General Ledger [Report](#)

## Standard Checklist

- Attached copies of all Transfer Statements and Rollover Benefits Statements

**A & E Super Fund**  
**General Ledger**

As at 30 June 2021

Transaction Date	Description	Units	Debit	Credit	Balance \$
					0.00 DR

Total Debits: 0.00

Total Credits: 0.00

# 30100 - Accountancy Fees

2021 Financial Year

**Preparer** Lousse Montiel

**Reviewer** Steven Lee

**Status** Completed

Account Code	Description	CY Balance	LY Balance	Change
30100	Accountancy Fees	\$550.00	\$620.00	(11.29)%
<b>TOTAL</b>		<b>CY Balance</b>	<b>LY Balance</b>	
		\$550.00	\$620.00	

## Supporting Documents

- General Ledger [Report](#)
- INV-0804.pdf [30100](#)

## Standard Checklist

- Attach all source documentation
- Ensure all Transactions have been entered

**A & E Super Fund**  
**General Ledger**

As at 30 June 2021

Transaction Date	Description	Units	Debit	Credit	Balance \$
<b>Accountancy Fees (30100)</b>					
<i>Accountancy Fees (30100)</i>					
30/06/2021	Fee Accrual		550.00		550.00 DR
			<b>550.00</b>		<b>550.00 DR</b>
<b>Total Debits:</b>	<b>550.00</b>				
<b>Total Credits:</b>	<b>0.00</b>				



# TAX INVOICE

A & E Super

**Invoice Date**  
30 May 2022

**Invoice Number**  
INV-0804

**ABN**  
60 061 126 663

SuperHelp Australia  
PTY LTD  
PO Box 1906  
MACQUARIE  
CENTRE NSW 2113  
AUSTRALIA

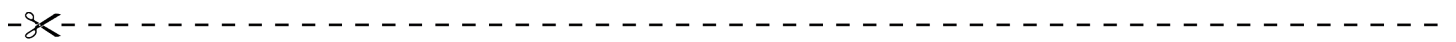
Item	Description	Quantity	Unit Price	GST	Amount AUD
EOY	SMSF Annual Administration	1.00	1,100.00	10%	1,100.00
INCLUDES GST 10%					100.00
<b>TOTAL AUD</b>					1,100.00
Less Amount Paid					1,100.00
<b>AMOUNT DUE AUD</b>					<b>0.00</b>

## Due Date: 13 Jun 2022

Please pay the balance of our fees by direct credit into our bank account.

OUR BANK DETAILS (Use your name or your SMSF name as the reference):

Account Name: Superhelp Australia Pty Ltd  
Bank: Commonwealth Bank  
BSB: 06 2099  
Account Number: 1041 7929



## PAYMENT ADVICE

To: SuperHelp Australia PTY LTD  
PO Box 1906  
MACQUARIE CENTRE NSW 2113  
AUSTRALIA

**Customer** A & E Super  
**Invoice Number** INV-0804

**Amount Due** 0.00  
**Due Date** 13 Jun 2022

**Amount Enclosed**

Enter the amount you are paying above

# 30700 - Auditor's Remuneration

2021 Financial Year

**Preparer** Lousse Montiel

**Reviewer** Steven Lee

**Status** Completed

Account Code	Description	CY Balance	LY Balance	Change
30700	Auditor's Remuneration	\$550.00	\$450.00	22.22%
<b>TOTAL</b>		<b>CY Balance</b>	<b>LY Balance</b>	
		\$550.00	\$450.00	

## Supporting Documents

- General Ledger [Report](#)
- Invoice INV-0098.pdf [30700](#)

## Standard Checklist

- Attach all source documentation
- Ensure all Transactions have been entered

# A & E Super Fund General Ledger

As at 30 June 2021

Transaction Date	Description	Units	Debit	Credit	Balance \$
<b>Auditor's Remuneration (30700)</b>					
Auditor's Remuneration (30700)					
30/06/2021	Fee Accrual		500.00		500.00 DR
			<b>500.00</b>		<b>500.00 DR</b>
<b>Total Debits:</b>	<b>500.00</b>				
<b>Total Credits:</b>	<b>0.00</b>				

# TAX INVOICE

Superhelp Australia P/L  
PO BOX 1906  
MACQUARIE CENTRE NSW 2113  
AUSTRALIA

**Invoice Date**  
14 Oct 2022

**Invoice Number**  
INV-0098

**Reference**  
A&E20

Harper Business Services  
Pty Ltd  
t/as Seaside Audit  
Services  
ABN: 52 144 667 694  
BAS Agent: 8649 7000

Description	Quantity	Unit Price	GST	Amount AUD
For professional services in relation to the conduct of the Audit of A & E Super Fund for the year ended 30/06/2020	1.00	500.00	10%	500.00
			Subtotal	500.00
			TOTAL GST 10%	50.00
			<b>TOTAL AUD</b>	<b>550.00</b>

**Due Date: 21 Oct 2022**

Bank Details

Account Name: Harper Business Services Pty Ltd

BSB: 083 781

Account Number: 9784 55561

## PAYMENT ADVICE

To: Harper Business Services Pty Ltd  
t/as Seaside Audit Services  
ABN: 52 144 667 694  
BAS Agent: 8649 7000

**Customer** Superhelp Australia P/L  
**Invoice Number** INV-0098  
**Amount Due** 550.00  
**Due Date** 21 Oct 2022

**Amount Enclosed** \_\_\_\_\_

Enter the amount you are paying above



# 30800 - ASIC Fees

2021 Financial Year

**Preparer** Lousse Montiel

**Reviewer** Steven Lee

**Status** Completed

Account Code	Description	CY Balance	LY Balance	Change
30800	ASIC Fees	\$55.00	\$213.00	(74.18)%
<b>TOTAL</b>		<b>CY Balance</b>	<b>LY Balance</b>	
		\$55.00	\$213.00	

## Supporting Documents

- General Ledger [Report](#)
- IMG\_0003.jpg [30800](#)
- IMG\_0002.jpg [30800](#)

## Standard Checklist

- Attach all source documentation
- Ensure all Transactions have been entered

# A & E Super Fund General Ledger

As at 30 June 2021

Transaction Date	Description	Units	Debit	Credit	Balance \$
<b>ASIC Fees (30800)</b>					
ASIC Fees (30800)					
08/10/2020	Tfr Wdl BPAY Internet 2296210960623	08Oct13:18 Asic	55.00		55.00 DR
			<b>55.00</b>		<b>55.00 DR</b>

**Total Debits: 55.00**

**Total Credits: 0.00**

**Transaction details:**

Transactions for this period		ASIC reference	\$ Amount
2020-08-15	Annual Review - Special Purpose Ply Co	3X4992818480P A	\$55.00
<b>Outstanding transactions</b>			
2020-08-15	Annual Review - Special Purpose Ply Co	3X4992818480P A	\$55.00

**PAYMENT OPTIONS**



Billpay Code: 8929  
Ref. 2296 2109 6062 355

**Australia Post**

Present this payment slip. Pay by cash, cheque or EFTPOS

**Phone**

Call 13 18 16 to pay by Mastercard or Visa

**On-line**

Go to [postbillpay.com.au](http://postbillpay.com.au) to pay by Mastercard or Visa

**Mail**

Mail this payment slip and cheque (do not staple) to ASIC,  
Locked Bag 5000, Gippsland Mail Centre VIC 3841



Biller Code: 17301  
Ref: 2296210960623

**Telephone & Internet Banking - iBPA\***  
Contact your bank or financial institution to make this payment from your cheque, savings, debit, credit card or transaction account. More info: [www.ibpay.com.au](http://www.ibpay.com.au)





ASIC  
Australian Securities & Investments Commission

Inquiries  
www.asic.gov.au/invoices  
1300 300 630

ABN 88 788 265 615

A & E FINANCIAL SOLUTIONS PTY LTD  
60 ST GEORGE CRES SANDY POINT NSW 2172



INVOICE STATEMENT  
Issue date 15 Aug 20  
A & E FINANCIAL SOLUTIONS PTY LTD

paid 8/10  
fee I 21315995

ACN 621 096 062  
Account No. 22 621096062

### Summary

Opening Balance	\$0.00
New items	\$55.00
Payments & credits	\$0.00
<b>TOTAL DUE</b>	<b>\$55.00</b>

### Please pay

Immediately	\$0.00
By 15 Oct 20	\$55.00

**If you have already paid please ignore this invoice statement.**

- Late fees will apply if you do NOT
  - tell us about a change during the period that the law allows
  - bring your company or scheme details up to date within 28 days of the date of issue of the annual statement, or
  - pay your review fee within 2 months of the annual review date.
- Information on late fee amounts can be found on the ASIC website.

- Amounts are not subject to GST. (Treasurer's determination - exempt taxes, fees and charges).
- Payment of your annual review fee will maintain your registration as an Australian company.

*Transaction details are listed on the back of this page*




ASIC  
Australian Securities & Investments Commission

PAYMENT SLIP  
A & E FINANCIAL SOLUTIONS PTY LTD

<b>TOTAL DUE</b>	<b>\$55.00</b>
Immediately	\$0.00
By 15 Oct 20	\$55.00

Payment options are listed on the back of this payment slip



Billier Code: 17301  
Ref: 2286210960623

ACN 621 096 062 Account No: 22 621096062



22 621096062



\*814 129 0002296210960623 55

# 31500 - Bank Charges

2021 Financial Year

---

**Preparer** Lousse Montiel

**Reviewer** Steven Lee

**Status** Completed

Account Code	Description	CY Balance	LY Balance	Change
31500	Bank Charges	\$2.00		100%
<b>TOTAL</b>		<b>CY Balance</b>	<b>LY Balance</b>	
		\$2.00		

## Supporting Documents

- General Ledger [Report](#)

## Standard Checklist

- Attach all source documentation
- Ensure all Transactions have been entered

A & E Super Fund  
**General Ledger**

As at 30 June 2021

Transaction Date	Description	Units	Debit	Credit	Balance \$
<b>Bank Charges (31500)</b>					
Bank Charges (31500)					
09/07/2020	Duplicate Statement Fee		2.00		2.00 DR
			<b>2.00</b>		<b>2.00 DR</b>
<b>Total Debits:</b>	<b>2.00</b>				
<b>Total Credits:</b>	<b>0.00</b>				

# 37500 - Investment Expenses

2021 Financial Year

Preparer Lousse Montiel

Reviewer Steven Lee

Status Completed

Account Code	Description	CY Balance	LY Balance	Change
979447691	Investment Expenses	\$630.00		100%
A&E0004_INTERACTIVE	Interactive Brokers Account	\$1,492.78	\$253.19	489.59%
<b>TOTAL</b>		<b>CY Balance</b>	<b>LY Balance</b>	
		\$2,122.78	\$253.19	

## Supporting Documents

- General Ledger [Report](#)
- Aaron Harding\_24072020\_\$330.pdf [979447691](#)
- MA2114142.pdf [979447691](#)

## Standard Checklist

- Attach all source documentation
- Ensure all Transactions have been entered

# A & E Super Fund General Ledger

As at 30 June 2021

Transaction Date	Description	Units	Debit	Credit	Balance \$
<b>Investment Expenses (37500)</b>					
<u>Investment Expenses (979447691)</u>					
24/07/2020	Internet Withdrawal 24 Month Subscri	24Jul16:31 Kalkine	330.00		330.00 DR
19/05/2021	Internet Withdrawal Australia Lei	19May19:29	300.00		630.00 DR
			<b>630.00</b>		<b>630.00 DR</b>
<u>Interactive Brokers Account (A&amp;E00004 INTERACTIVE)</u>					
30/06/2021	Interactive brokers		1,339.59		1,339.59 DR
30/06/2021	Interactive brokers		153.19		1,492.78 DR
			<b>1,492.78</b>		<b>1,492.78 DR</b>

**Total Debits: 2,122.78**

**Total Credits: 0.00**





London | Sydney | Auckland | Toronto

### TAX INVOICE

Date – 24/07/2020 INVOICE No. –AH24072020	
<b>Customer Name: Aaron Harding</b> <b>“Customer”</b> <b>E-Mail:</b> <a href="mailto:Aaron.harding@dhl.com">Aaron.harding@dhl.com</a>	
Amount	AU \$300.00
GST	AU \$30.00
<b>Total Amount</b>	<b>AU \$330.00</b>
<b>Duration – 24 Months</b>	
<b>Product – Investor Report + Resources Report</b>	

<b>Kalkine Pty Ltd</b> Suite 202 234 George St Sydney NSW 2000 Australia	
ABN: 34 154 808 312	
ACN: 154 808 312	
E-Mail: <a href="mailto:info@kalkine.com.au">info@kalkine.com.au</a>	
Website: <a href="http://www.kalkine.com.au">www.kalkine.com.au</a>	<a href="https://www.kalkine.com.au/terms-and-conditions.aspx">https://www.kalkine.com.au/terms-and-conditions.aspx</a>
Please retain for your records	



London | Sydney | Auckland | Toronto

## KALKINE SUBSCRIPTION AGREEMENT

This Kalkine Subscription Agreement is being delivered to you in connection with your purchase with Kalkine. This Agreement is entered into by and between Kalkine Pty Ltd ("Kalkine") and Customer in connection with the Kalkine newsletter subscription service.

These terms along with the Website's Terms and Conditions (<https://www.kalkine.com.au/terms-and-conditions.aspx>) and the Invoice Details of your Subscription becomes part of your Agreement with us (together, the "Agreement"). You acknowledge that your payment constitutes your agreement and intent to be bound by this Kalkine Subscription Agreement.

### Agreement term and termination

Kalkine will provide the services to Customer for the duration set forth in the applicable Invoice. The subscription will remain in effect until the expiration with no auto renewal policy.

### Permitted Use

Kalkine grants to Customer a nonexclusive and limited license to access, view and store (on a personal computer only accessible by Customer) the services for Customer's own personal, non-commercial use. This license is personal to Customer and content may not be shared with any third party.

### Refund Policy and Pricing

A cooling-off period of fourteen (14) days shall apply to all subscriptions. The 14-day money back guarantee is only for new subscribers and not applicable to past or existing subscribers. In order to cancel during the cooling-off period you must notify in writing: P.O. Box H38, Australia Square, NSW 1215. Subscription refunds are strictly not allowed after 14 days from the subscription payment.

(24/07/2020)

### Privacy and Security

We are committed to protecting your privacy and security in accordance with the Privacy Policy, which is incorporated into this Agreement by this reference (<https://www.kalkine.com.au/privacy-policy.aspx>).

### Governing Law

This agreement will be governed and construed in accordance with the laws of New South Wales and you submit to the exclusive jurisdiction of the Courts of that state.

### Liability & Disclaimer

Neither Kalkine Pty Ltd and its employees, directors, agents or associates guarantees the performance of any security or other financial product (or class of financial product) that is reviewed, recommended or opined on in any of our services. You should make your own inquiries and seek professional advice before making any investment decisions.

The advice given by Kalkine Pty Ltd. and provided on the website is general information only and it does not take into account your investment objectives, financial situation or needs. You should therefore consider whether the advice is appropriate to your investment objectives, financial situation and needs before acting upon it. Not all investments are appropriate for all people.

# Invoice

**PAID INVOICE**

# MA2114142

<b>INVOICE DATE</b>	<b>19.05.2021</b>
<b>PAID DATE</b>	<b>19.05.2021</b>

**BILL TO**

A & E FINANCIAL SOLUTIONS PTY LTD  
621096062  
60 ST George Crescent, Sandy Point, NSW, Australia  
2172

**TOTAL AMOUNT**  
**300.00\$**

<b>DESCRIPTION</b>	<b>AMOUNT</b>
3 year LEI code registration	300.00\$

**Order number: 200889**

Orders from clients with LEIs under our management will be processed immediately. Orders from new clients will be processed after letter of authorization has been provided by the legal entity.

<b>TOTAL</b>	<b>300.00\$</b>
<b>VAT</b>	<b>0.00\$</b>
<b>VAT RATE</b>	<b>0%</b>
<b>SUBTOTAL</b>	<b>300.00\$</b>

<b>SERVICE PROVIDER</b>	<b>PAYMENT DETAILS</b>	
Baltic LEI OU	BANK	TransferWise Ltd.
14357869	BSB CODE	802-985
VAT code: EE102017797	ACCOUNT #	913206898
Veerenni tn 24, Tallinn, 10135		

# Thank you for your order!

# 37900 - Interest Paid

2021 Financial Year

**Preparer** Lousse Montiel

**Reviewer** Steven Lee

**Status** Completed

Account Code	Description	CY Balance	LY Balance	Change
37900	Interest Paid	\$2.91		100%
<b>TOTAL</b>		<b>CY Balance</b>	<b>LY Balance</b>	
		\$2.91		

## Supporting Documents

- General Ledger [Report](#)

## Standard Checklist

- Attach all source documentation
- Ensure all Transactions have been entered

# A & E Super Fund General Ledger

As at 30 June 2021

Transaction Date	Description	Units	Debit	Credit	Balance \$
<b>Interest Paid (37900)</b>					
<u>Interest Paid (37900)</u>					
30/06/2021	Interactive brokers		2.91		2.91 DR
			<b>2.91</b>		<b>2.91 DR</b>
<b>Total Debits:</b>	<b>2.91</b>				
<b>Total Credits:</b>	<b>0.00</b>				

# 48500 - Income Tax Expense

2021 Financial Year

---

**Preparer** Lousse Montiel

**Reviewer** Steven Lee

**Status** Completed

Account Code	Description	CY Balance	LY Balance	Change
48500	Income Tax Expense	\$2,082.40	\$946.12	120.1%
<b>TOTAL</b>		<b>CY Balance</b>	<b>LY Balance</b>	
		\$2,082.40	\$946.12	

## Supporting Documents

No supporting documents

# 49000 - Profit/Loss Allocation Account

2021 Financial Year

**Preparer** Lousse Montiel

**Reviewer** Steven Lee

**Status** Completed

Account Code	Description	CY Balance	LY Balance	Change
49000	Profit/Loss Allocation Account	\$11,505.50	\$152,980.40	(92.48)%
<b>TOTAL</b>		<b>CY Balance</b>	<b>LY Balance</b>	
		\$11,505.50	\$152,980.40	

## Supporting Documents

No supporting documents

## 50000 - Members

2021 Financial Year

Preparer Lousse Montiel

Reviewer Steven Lee

Status Completed

Account Code	Description	Opening Balance	Contribution Income	Earnings	Member Payments	Tax & Fees	Closing Balance	Change
HARAAR00002A	Harding, Aaron - Accumulation (Accumulation)	(\$172,578.79)	(\$21,269.61)	\$5,921.22		\$2,442.05	(\$185,485.13)	7.48%
HAREVA00001A	Harding, Evangelia - Accumulation (Accumulation)	(\$49,302.06)		\$1,603.52		(\$202.68)	(\$47,901.22)	(2.84)%
<b>TOTAL</b>		<b>Opening Balance</b>	<b>Contribution Income</b>	<b>Earnings</b>	<b>Member Payments</b>	<b>Tax &amp; Fees</b>	<b>Closing Balance</b>	
		(\$221,880.85)	(\$21,269.61)	\$7,524.74		\$2,239.37	(\$233,386.35)	

### Supporting Documents

- Members Summary [Report](#)
- Members Statements [Report](#)

### Standard Checklist

- Attach copies of Members Statements



# A & E Super Fund

## Members Statement

Aaron Harding  
 60 St George Crescent  
 Sandry Point, New South Wales, 2172, Australia

### Your Details

Date of Birth :	Provided	Nominated Beneficiaries:	N/A
Age:	48	Nomination Type:	N/A
Tax File Number:	Provided	Vested Benefits:	185,485.13
Date Joined Fund:	17/08/2017	Total Death Benefit:	185,485.13
Service Period Start Date:	01/05/1992		
Date Left Fund:			
Member Code:	HARAAR00002A		
Account Start Date:	17/08/2017		
Account Phase:	Accumulation Phase		
Account Description:	Accumulation		

### Your Balance

Total Benefits	185,485.13
<u>Preservation Components</u>	
Preserved	185,485.13
Unrestricted Non Preserved	
Restricted Non Preserved	
<u>Tax Components</u>	
Tax Free	
Taxable	185,485.13

### Your Detailed Account Summary

	This Year
Opening balance at 01/07/2020	172,578.79
<u>Increases to Member account during the period</u>	
Employer Contributions	21,269.61
Personal Contributions (Concessional)	
Personal Contributions (Non Concessional)	
Government Co-Contributions	
Other Contributions	
Proceeds of Insurance Policies	
Transfers In	
Net Earnings	(5,921.22)
Internal Transfer In	
<u>Decreases to Member account during the period</u>	
Pensions Paid	
Contributions Tax	3,190.46
Income Tax	(748.41)
No TFN Excess Contributions Tax	
Excess Contributions Tax	
Refund Excess Contributions	
Division 293 Tax	
Insurance Policy Premiums Paid	
Management Fees	
Member Expenses	
Benefits Paid/Transfers Out	
Superannuation Surcharge Tax	
Internal Transfer Out	
Closing balance at 30/06/2021	185,485.13

# A & E Super Fund

## Members Statement

---

### Trustee's Disclaimer

This statement has been prepared by the Trustee for the member whose name appears at the top of this statement. Every effort has been made by the Trustee to ensure the accuracy and completeness of this Statement. The Trustee does not accept any liability for any error, omission or misprint. All amounts shown in relation to benefits do not take into account any amounts which may be withheld to satisfy the requirements imposed by the Income Tax Assessment Act 1936.

Signed by all the trustees of the fund

---

Aaron Harding  
Director

---

Evangelia Harding  
Director

# A & E Super Fund

## Members Statement

Evangelia Harding  
 60 St George Crescent  
 Sandry Point, New South Wales, 2172, Australia

### Your Details

Date of Birth :	Provided	Nominated Beneficiaries:	N/A
Age:	40	Nomination Type:	N/A
Tax File Number:	Provided	Vested Benefits:	47,901.22
Date Joined Fund:	17/08/2017	Total Death Benefit:	47,901.22
Service Period Start Date:	20/07/2000		
Date Left Fund:			
Member Code:	HAREVA00001A		
Account Start Date:	17/08/2017		
Account Phase:	Accumulation Phase		
Account Description:	Accumulation		

### Your Balance

Total Benefits	47,901.22
<u>Preservation Components</u>	
Preserved	47,901.22
Unrestricted Non Preserved	
Restricted Non Preserved	
<u>Tax Components</u>	
Tax Free	123.70
Taxable	47,777.52

### Your Detailed Account Summary

	This Year
Opening balance at 01/07/2020	49,302.06
<u>Increases to Member account during the period</u>	
Employer Contributions	
Personal Contributions (Concessional)	
Personal Contributions (Non Concessional)	
Government Co-Contributions	
Other Contributions	
Proceeds of Insurance Policies	
Transfers In	
Net Earnings	(1,603.52)
Internal Transfer In	
<u>Decreases to Member account during the period</u>	
Pensions Paid	
Contributions Tax	
Income Tax	(202.68)
No TFN Excess Contributions Tax	
Excess Contributions Tax	
Refund Excess Contributions	
Division 293 Tax	
Insurance Policy Premiums Paid	
Management Fees	
Member Expenses	
Benefits Paid/Transfers Out	
Superannuation Surcharge Tax	
Internal Transfer Out	
Closing balance at 30/06/2021	47,901.22

# A & E Super Fund

## Members Statement

---

### Trustee's Disclaimer

This statement has been prepared by the Trustee for the member whose name appears at the top of this statement. Every effort has been made by the Trustee to ensure the accuracy and completeness of this Statement. The Trustee does not accept any liability for any error, omission or misprint. All amounts shown in relation to benefits do not take into account any amounts which may be withheld to satisfy the requirements imposed by the Income Tax Assessment Act 1936.

Signed by all the trustees of the fund

---

Aaron Harding  
Director

---

Evangelia Harding  
Director

**A & E Super Fund**

**Members Summary Report**

As at 30 June 2021

Opening Balance	Increases				Decreases					Closing Balance	
	Contributions	Transfers In	Net Earnings	Insurance Proceeds	Pensions Paid	Contributions Tax	Taxes Paid	Benefits Paid/ Transfers Out	Insurance Premiums		Member Expenses
<b>Aaron Harding (Age: 48)</b>											
HARAAR00002A - Accumulation											
172,578.79	21,269.61		(5,921.22)			3,190.46	(748.41)				185,485.13
<b>172,578.79</b>	<b>21,269.61</b>		<b>(5,921.22)</b>			<b>3,190.46</b>	<b>(748.41)</b>				<b>185,485.13</b>
<b>Evangelia Harding (Age: 40)</b>											
HAREVA00001A - Accumulation											
49,302.06			(1,603.52)				(202.68)				47,901.22
<b>49,302.06</b>			<b>(1,603.52)</b>				<b>(202.68)</b>				<b>47,901.22</b>
<b>221,880.85</b>	<b>21,269.61</b>		<b>(7,524.74)</b>			<b>3,190.46</b>	<b>(951.09)</b>				<b>233,386.35</b>

# 60400 - Bank Accounts

2021 Financial Year

Preparer Louise Montiel

Reviewer Steven Lee

Status Completed

Account Code	Description	CY Balance	LY Balance	Change
STG449882533	St George DIY Super Saver ***533	\$4,700.04	\$4,139.36	13.55%
<b>TOTAL</b>		<b>CY Balance</b>	<b>LY Balance</b>	
		\$4,700.04	\$4,139.36	

## Supporting Documents

- Bank Statement Report [Report](#)
- InvestmentCashAccount-449882533-14Mar2021.pdf [STG449882533](#)
- InvestmentCashAccount-449882533-13Sep2021.pdf [STG449882533](#)
- InvestmentCashAccount-449882533-14Sep2020.pdf [STG449882533](#)

## Standard Checklist

- Attach Copies of Bank Statements
- Attach copy of Bank Statement Report
- Ensure all Balances match Statement Balances at June 30
- Ensure all Transactions have been entered

# A & E Super Fund Bank Statement Report

For The Period 01 July 2020 to 30 June 2021

**Chart Code:** 60400 / STG449882533  
**Account Name:** St George DIY Super Saver \*\*\*533  
**BSB and Account Number:** 112879 449882533

<b>Opening Balance</b>	-	<b>Total Debits</b>	+	<b>Total Credits</b>	=	<b>Closing Balance</b>	<b>Data Feed Used</b>
\$ 4,139.36		\$ 20,710.00		\$ 21,270.68		\$ 4,700.04	

Date	Description	Debit \$	Credit \$	Ledger Balance \$	Statement Balance \$	Variance \$
01/07/2020	Opening Balance			4,139.36		
09/07/2020	Duplicate Statement Fee	2.00		4,137.36		
24/07/2020	Internet Withdrawal 24Jul16:31 Kalkine 24 Month Subscri	330.00		3,807.36		
25/07/2020	Internet Withdrawal 25Jul06:25 2018 & 2019 Superhelp Fe	988.00		2,819.36		
31/07/2020	Credit Interest		0.03	2,819.39		
04/08/2020	Quicksuper Quickspr2748774700		1,096.04	3,915.43		
27/08/2020	Internet Withdrawal 27Aug08:11 A & E Superfund	535.00		3,380.43		
31/08/2020	Credit Interest		0.03	3,380.46		
04/09/2020	Quicksuper Quickspr2770945697		1,096.04	4,476.50		
17/09/2020	Ato Ato004000013288194		6,247.82	10,724.32		
30/09/2020	Credit Interest		0.05	10,724.37		
05/10/2020	Quicksuper Quickspr2792145650		1,143.02	11,867.39		
08/10/2020	Tfr Wdl BPAY Internet 08Oct13:18 2296210960623 Asic	55.00		11,812.39		
31/10/2020	Credit Interest		0.09	11,812.48		
06/11/2020	Quicksuper Quickspr2816069951		1,135.51	12,947.99		
30/11/2020	Credit Interest		0.10	12,948.09		
03/12/2020	Quicksuper Quickspr2836990412		1,096.04	14,044.13		

**A & E Super Fund**

**Bank Statement Report**

For The Period 01 July 2020 to 30 June 2021

<b>Date</b>	<b>Description</b>	<b>Debit \$</b>	<b>Credit \$</b>	<b>Ledger Balance \$</b>	<b>Statement Balance \$</b>	<b>Variance \$</b>
31/12/2020	Credit Interest		0.11	14,044.24		
31/12/2020	Quicksuper Quickspr2856627720		1,096.04	15,140.28		
30/01/2021	Credit Interest		0.12	15,140.40		
11/02/2021	Quicksuper Quickspr2887481419		1,111.83	16,252.23		
27/02/2021	Credit Interest		0.12	16,252.35		
04/03/2021	Quicksuper Quickspr2904853517		1,096.04	17,348.39		
31/03/2021	Credit Interest		0.14	17,348.53		
01/04/2021	Quicksuper Quickspr2927319180		1,096.04	18,444.57		
30/04/2021	Credit Interest		0.15	18,444.72		
06/05/2021	Quicksuper Quickspr2955225175		1,141.61	19,586.33		
19/05/2021	Internet Withdrawal 19May19:29 Australia Lei	300.00		19,286.33		
20/05/2021	Tfr Wdl BPAY Internet 20May12:00 83050285260001 Interactive Br Aus	18,500.00		786.33		
28/05/2021	Quicksuper Quickspr2972696731		2,771.97	3,558.30		
31/05/2021	Credit Interest		0.10	3,558.40		
21/06/2021	Quicksuper Quickspr2989029868		1,141.61	4,700.01		
30/06/2021	Credit Interest		0.03	4,700.04		
30/06/2021	CLOSING BALANCE			4,700.04		
		<u>20,710.00</u>	<u>21,270.68</u>			





# Statement of Account

## INVESTMENT CASH ACCOUNT

**Customer Enquiries** 133 700  
(24 hours, seven days)  
**BSB Number** 112-879  
**Account Number** 449882533  
**Statement Period** 15/09/2020 to 14/03/2021  
**Statement No.** 7(page 1 of 3)

A & E FINANCIAL SOLUTIONS PTY LTD  
ATF A & E SUPER FUND

### Account Summary

<b>Opening Balance</b>		<b>Total Credits</b>		<b>Total Debits</b>		<b>Closing Balance</b>
4,476.50	+	12,926.89	-	55.00	=	17,348.39

### Transaction Details

Date	Transaction Description	Debit	Credit	Balance \$
15 SEP	OPENING BALANCE			4,476.50
17 SEP	ATO		6,247.82	10,724.32
	ATO004000013288194			
30 SEP	CREDIT INTEREST		0.05	10,724.37
05 OCT	QUICKSUPER		1,143.02	11,867.39
	QUICKSPR2792145650			
08 OCT	TFR WDL BPAY INTERNET08OCT 13:18	55.00		11,812.39
	TO ASIC 2296210960623			
31 OCT	CREDIT INTEREST		0.09	11,812.48
06 NOV	QUICKSUPER		1,135.51	12,947.99
	QUICKSPR2816069951			
30 NOV	CREDIT INTEREST		0.10	12,948.09
03 DEC	QUICKSUPER		1,096.04	14,044.13
	QUICKSPR2836990412			
31 DEC	QUICKSUPER		1,096.04	15,140.17
	QUICKSPR2856627720			
31 DEC	CREDIT INTEREST		0.11	15,140.28
30 JAN	CREDIT INTEREST		0.12	15,140.40
11 FEB	QUICKSUPER		1,111.83	16,252.23
	QUICKSPR2887481419			
27 FEB	CREDIT INTEREST		0.12	16,252.35
04 MAR	QUICKSUPER		1,096.04	17,348.39
	QUICKSPR2904853517			
14 MAR	CLOSING BALANCE			17,348.39

### Interest Details

Credit Interest

Debit Interest

Account Number 449882533  
Statement Period 15/09/2020 to 14/03/2021  
Statement No. 7(page 2 of 3)

Year to Date	\$0.65	\$0.00
Previous Year	\$54.89	\$0.00

**Information**

- Please check all entries on this statement and inform the Bank promptly of any error or unauthorised transaction.
- If your card is lost or stolen, please call us immediately on 1800 028 208.
- This statement should be retained for taxation purposes.
- When enquiring about the "termination value" of your account, you can visit your nearest branch or call 1300 658 120 and say "existing account".
- To contact us to make suggestions, compliments or find out more about our products and services, please call the customer enquiries number on this statement. This service may also be used to address and resolve complaints.

**Summary of Transaction Fees 01/09/2020 TO 30/09/2020**

Transaction Type	Total Trans	Free	Charged	Rate \$	Total \$
Phone Banking	0	0	0	0.00	0.00
Internet/Business Banking Online	0	0	0	0.00	0.00
EFTPOS	0	0	0	0.00	0.00
Cheque	0	0	0	0.00	0.00
Over The Counter	0	0	0	2.50	0.00
St.George/BankSA/BankMelbourne ATM	0	0	0	0.00	0.00
Bank@Post	0	0	0	0.00	0.00
Agency	0	0	0	0.00	0.00
Direct Debits	0	0	0	0.00	0.00
Overseas Cash Withdrawal	0	0	0	5.00	0.00
VISA Debit	0	0	0	0.00	0.00
St.George/BankSA/BankMelb ATM Mini Trans. History	0	0	0	0.00	0.00
Periodical Payments	0	0	0	4.00	0.00
Account Service Fee					0.00
<b>SUB TOTAL</b>	0	0	0		0.00
<b>FEE REBATE</b>					0.00
<b>TOTALS</b>	0	0	0		0.00

**Summary of Transaction Fees 01/10/2020 TO 31/10/2020 - No transactions carried out**

<b>SUB TOTAL</b>	1	1	0		0.00
<b>FEE REBATE</b>					0.00

**Summary of Transaction Fees 01/11/2020 TO 30/11/2020 - No transactions carried out**

<b>SUB TOTAL</b>	0	0	0		0.00
<b>FEE REBATE</b>					0.00

**Summary of Transaction Fees 01/12/2020 TO 31/12/2020 - No transactions carried out**

<b>SUB TOTAL</b>	0	0	0		0.00
<b>FEE REBATE</b>					0.00

Account Number 449882533  
 Statement Period 15/09/2020 to 14/03/2021  
 Statement No. 7(page 3 of 3)

**Summary of Transaction Fees 01/01/2021 TO 31/01/2021 - No transactions carried out**

SUB TOTAL	0	0	0		0.00
FEE REBATE					0.00

**Summary of Transaction Fees 01/02/2021 TO 28/02/2021 - No transactions carried out**

SUB TOTAL	0	0	0		0.00
FEE REBATE					0.00

Summary of Transaction Fees for O/B ATM Inquiries/Withdrawals transactions SEP - NIL

Summary of Transaction Fees for O/B ATM Inquiries/Withdrawals transactions OCT - NIL

Summary of Transaction Fees for O/B ATM Inquiries/Withdrawals transactions NOV - NIL

Summary of Transaction Fees for O/B ATM Inquiries/Withdrawals transactions DEC - NIL

Summary of Transaction Fees for O/B ATM Inquiries/Withdrawals transactions JAN - NIL

Summary of Transaction Fees for O/B ATM Inquiries/Withdrawals transactions FEB - NIL

---

Remember, if you have a card, always keep your passcode (PIN) secret - don't tell anyone or let them see it. Never write your passcode on your card or on anything that could be lost or stolen. If you do need to record a reminder, you must make every effort to disguise it. You may be liable for losses if you don't protect your passcode.

To help you learn how you can protect your card against unauthorised transactions, you can find more information at [stgeorge.com.au/dispute](http://stgeorge.com.au/dispute)

---



# Statement of Account

## INVESTMENT CASH ACCOUNT

**Customer Enquiries** 133 700  
(24 hours, seven days)  
**BSB Number** 112-879  
**Account Number** 449882533  
**Statement Period** 15/03/2021 to 13/09/2021  
**Statement No.** 8(page 1 of 3)

A & E FINANCIAL SOLUTIONS PTY LTD  
ATF A & E SUPER FUND

### Account Summary

<b>Opening Balance</b>		<b>Total Credits</b>		<b>Total Debits</b>		<b>Closing Balance</b>
17,348.39	+	8,520.88	-	18,800.00	=	7,069.27

### Transaction Details

Date	Transaction Description	Debit	Credit	Balance \$
15 MAR	OPENING BALANCE			17,348.39
31 MAR	CREDIT INTEREST		0.14	17,348.53
01 APR	QUICKSUPER QUICKSPR2927319180		1,096.04	18,444.57
30 APR	CREDIT INTEREST		0.15	18,444.72
06 MAY	QUICKSUPER QUICKSPR2955225175		1,141.61	19,586.33
19 MAY	INTERNET WITHDRAWAL 19MAY 19:29 Australia LEI	300.00		19,286.33
20 MAY	TFR WDL BPAY INTERNET20MAY 12:00 TO INTERACTIVE BR AUS 83050285260001	18,500.00		786.33
28 MAY	QUICKSUPER QUICKSPR2972696731		2,771.97	3,558.30
31 MAY	CREDIT INTEREST		0.10	3,558.40
21 JUN	QUICKSUPER QUICKSPR2989029868		1,141.61	4,700.01
30 JUN	CREDIT INTEREST		0.03	4,700.04
31 JUL	CREDIT INTEREST		0.03	4,700.07
02 AUG	QUICKSUPER QUICKSPR3017021746		1,184.58	5,884.65
31 AUG	CREDIT INTEREST		0.04	5,884.69
03 SEP	QUICKSUPER QUICKSPR3038610893		1,184.58	7,069.27
13 SEP	CLOSING BALANCE			7,069.27

### Interest Details

**Credit Interest**

**Debit Interest**

Account Number 449882533  
Statement Period 15/03/2021 to 13/09/2021  
Statement No. 8(page 2 of 3)

Year to Date \$0.07 \$0.00  
Previous Year \$1.07 \$0.00

**Information**

- Please check all entries on this statement and inform the Bank promptly of any error or unauthorised transaction.
- If your card is lost or stolen, please call us immediately on 1800 028 208.
- This statement should be retained for taxation purposes.
- When enquiring about the "termination value" of your account, you can visit your nearest branch or call 1300 658 120 and say "existing account".
- To contact us to make suggestions, compliments or find out more about our products and services, please call the customer enquiries number on this statement. This service may also be used to address and resolve complaints.

**Summary of Transaction Fees 01/03/2021 TO 31/03/2021**

Transaction Type	Total Trans	Free	Charged	Rate \$	Total \$
Phone Banking	0	0	0	0.00	0.00
Internet/Business Banking Online	0	0	0	0.00	0.00
EFTPOS	0	0	0	0.00	0.00
Cheque	0	0	0	0.00	0.00
Over The Counter	0	0	0	2.50	0.00
St.George/BankSA/BankMelbourne ATM	0	0	0	0.00	0.00
Bank@Post	0	0	0	0.00	0.00
Agency	0	0	0	0.00	0.00
Direct Debits	0	0	0	0.00	0.00
Overseas Withdrawal	0	0	0	5.00	0.00
VISA Debit	0	0	0	0.00	0.00
St.George/BankSA/BankMelb ATM Mini Trans. History	0	0	0	0.00	0.00
Periodical Payments	0	0	0	0.00	0.00
Account-keeping Fee					0.00
<b>SUB TOTAL</b>	0	0	0		0.00
<b>FEE REBATE</b>					0.00
<b>TOTALS</b>	0	0	0		0.00

**Summary of Transaction Fees 01/04/2021 TO 30/04/2021 - No transactions carried out**

<b>SUB TOTAL</b>	0	0	0		0.00
<b>FEE REBATE</b>					0.00

**Summary of Transaction Fees 01/05/2021 TO 31/05/2021 - No transactions carried out**

<b>SUB TOTAL</b>	2	2	0		0.00
<b>FEE REBATE</b>					0.00

**Summary of Transaction Fees 01/06/2021 TO 30/06/2021 - No transactions carried out**

<b>SUB TOTAL</b>	0	0	0		0.00
<b>FEE REBATE</b>					0.00

Account Number 449882533  
Statement Period 15/03/2021 to 13/09/2021  
Statement No. 8(page 3 of 3)

**Summary of Transaction Fees 01/07/2021 TO 31/07/2021 - No transactions carried out**

SUB TOTAL	0	0	0		0.00
FEE REBATE					0.00

**Summary of Transaction Fees 01/08/2021 TO 31/08/2021 - No transactions carried out**

SUB TOTAL	0	0	0		0.00
FEE REBATE					0.00

**Summary of Transaction Fees for O/B ATM Inquiries/Withdrawals transactions MAR - NIL**

**Summary of Transaction Fees for O/B ATM Inquiries/Withdrawals transactions APR - NIL**

**Summary of Transaction Fees for O/B ATM Inquiries/Withdrawals transactions MAY - NIL**

**Summary of Transaction Fees for O/B ATM Inquiries/Withdrawals transactions JUN - NIL**

**Summary of Transaction Fees for O/B ATM Inquiries/Withdrawals transactions JUL - NIL**

**Summary of Transaction Fees for O/B ATM Inquiries/Withdrawals transactions AUG - NIL**

---

**Remember, if you have a card, always keep your passcode (PIN) secret - don't tell anyone or let them see it. Never write your passcode on your card or on anything that could be lost or stolen. If you do need to record a reminder, you must make every effort to disguise it. You may be liable for losses if you don't protect your passcode.**

**To help you learn how you can protect your card against unauthorised transactions, you can find more information at [stgeorge.com.au/dispute](http://stgeorge.com.au/dispute)**

---

# Statement of Account

## INVESTMENT CASH ACCOUNT

**Customer Enquiries** 133 700  
 (24 hours, seven days)  
**BSB Number** 112-879  
**Account Number** 449882533  
**Statement Period** 15/03/2020 to 14/09/2020  
**Statement No.** 6(page 1 of 4)

A & E FINANCIAL SOLUTIONS PTY LTD  
ATF A & E SUPER FUND

### Account Summary

<b>Opening Balance</b>		<b>Total Credits</b>		<b>Total Debits</b>		<b>Closing Balance</b>
69,727.47	+	157,139.03	-	222,390.00	=	4,476.50

### Transaction Details

Date	Transaction Description	Debit	Credit	Balance \$
15 MAR	OPENING BALANCE			69,727.47
26 MAR	TFR WDL BPAY INTERNET26MAR 12:22 TO INTERACTIVE BR AUS 83050285260001	60,000.00		9,727.47
31 MAR	CREDIT INTEREST		1.71	9,729.18
30 APR	CREDIT INTEREST		0.07	9,729.25
11 MAY	QUICKSUPER QUICKSPR2691828305		2,751.94	12,481.19
19 MAY	AON MASTER TRUST VIVA-CORP:32770		150,000.00	162,481.19
30 MAY	CREDIT INTEREST		0.63	162,481.82
02 JUN	INTERNET WITHDRAWAL 02JUN 11:23 A & E Super Fund annual	535.00		161,946.82
08 JUN	TFR WDL BPAY INTERNET08JUN 13:25 TO INTERACTIVE BR AUS 83050285260001	100,000.00		61,946.82
08 JUN	QUICKSUPER QUICKSPR2708912128		1,096.04	63,042.86
16 JUN	TFR WDL BPAY INTERNET16JUN 05:03 TO INTERACTIVE BR AUS 83050285260001	60,000.00		3,042.86
23 JUN	QUICKSUPER QUICKSPR2719225643		1,096.04	4,138.90
30 JUN	CREDIT INTEREST		0.46	4,139.36
09 JUL	DUPLICATE STATEMENT FEE	2.00		4,137.36
24 JUL	INTERNET WITHDRAWAL 24JUL 16:31 Kalkine 24 month subscri	330.00		3,807.36
25 JUL	INTERNET WITHDRAWAL 25JUL 06:25 2018 & 2019 superhelp fe	988.00		2,819.36
31 JUL	CREDIT INTEREST		0.03	2,819.39
04 AUG	QUICKSUPER QUICKSPR2748774700		1,096.04	3,915.43
	<b>SUB TOTAL CARRIED FORWARD TO NEXT PAGE</b>			<b>3,915.43</b>

**Account Number** 449882533  
**Statement Period** 15/03/2020 to 14/09/2020  
**Statement No.** 6(page 2 of 4)

---

**Transaction Details continued**

<b>Date</b>	<b>Transaction Description</b>	<b>Debit</b>	<b>Credit</b>	<b>Balance \$</b>
	<i>SUB TOTAL CARRIED FORWARD FROM PREVIOUS PAGE</i>			3,915.43
27 AUG	INTERNET WITHDRAWAL 27AUG 08:11 A & E Superfund	535.00		3,380.43
31 AUG	CREDIT INTEREST		0.03	3,380.46
04 SEP	QUICKSUPER QUICKSPR2770945697		1,096.04	4,476.50
14 SEP	<i>CLOSING BALANCE</i>			4,476.50

---

**Interest Details**

	<b>Credit Interest</b>	<b>Debit Interest</b>
<b>Year to Date</b>	\$0.06	\$0.00
<b>Previous Year</b>	\$54.89	\$0.00

---

**Information**

- Please check all entries on this statement and inform the Bank promptly of any error or unauthorised transaction.
- If your card is lost or stolen, please call us immediately on 1800 028 208.
- This statement should be retained for taxation purposes.
- When enquiring about the "termination value" of your account, you can visit your nearest branch or call 1300 658 120 and say "existing account".
- To contact us to make suggestions, compliments or find out more about our products and services, please call the customer enquiries number on this statement. This service may also be used to address and resolve complaints.



Account Number 449882533  
 Statement Period 15/03/2020 to 14/09/2020  
 Statement No. 6(page 3 of 4)

**Summary of Transaction Fees 01/03/2020 TO 31/03/2020**

Transaction Type	Total Trans	Free	Charged	Rate \$	Total \$
Phone Banking	0	0	0	0.00	0.00
Internet/Business Banking Online	1	1	0	0.00	0.00
EFTPOS	0	0	0	0.00	0.00
Cheque	0	0	0	0.00	0.00
Over The Counter	0	0	0	2.50	0.00
St.George/BankSA/BankMelbourne ATM	0	0	0	0.00	0.00
Bank@Post	0	0	0	0.00	0.00
Agency	0	0	0	0.00	0.00
Direct Debits	0	0	0	0.00	0.00
Overseas Cash Withdrawal	0	0	0	5.00	0.00
VISA Debit	0	0	0	0.00	0.00
St.George/BankSA/BankMelb ATM Mini Trans. History	0	0	0	0.00	0.00
Periodical Payments	0	0	0	4.00	0.00
Account Service Fee					0.00
<b>SUB TOTAL</b>	1	1	0		0.00
<b>FEE REBATE</b>					0.00
<b>TOTALS</b>	1	1	0		0.00

**Summary of Transaction Fees 01/04/2020 TO 30/04/2020 - No transactions carried out**

<b>SUB TOTAL</b>	0	0	0		0.00
<b>FEE REBATE</b>					0.00

**Summary of Transaction Fees 01/05/2020 TO 31/05/2020 - No transactions carried out**

<b>SUB TOTAL</b>	0	0	0		0.00
<b>FEE REBATE</b>					0.00

**Summary of Transaction Fees 01/06/2020 TO 30/06/2020 - No transactions carried out**

<b>SUB TOTAL</b>	3	3	0		0.00
<b>FEE REBATE</b>					0.00

**Summary of Transaction Fees 01/07/2020 TO 31/07/2020 - No transactions carried out**

<b>SUB TOTAL</b>	2	2	0		0.00
<b>FEE REBATE</b>					0.00

**Summary of Transaction Fees 01/08/2020 TO 31/08/2020 - No transactions carried out**

<b>SUB TOTAL</b>	1	1	0		0.00
<b>FEE REBATE</b>					0.00

**Account Number** 449882533  
**Statement Period** 15/03/2020 to 14/09/2020  
**Statement No.** 6(page 4 of 4)

**Summary of Transaction Fees for O/B ATM Inquiries/Withdrawals transactions MAR - NIL**

**Summary of Transaction Fees for O/B ATM Inquiries/Withdrawals transactions APR - NIL**

**Summary of Transaction Fees for O/B ATM Inquiries/Withdrawals transactions MAY - NIL**

**Summary of Transaction Fees for O/B ATM Inquiries/Withdrawals transactions JUN - NIL**

**Summary of Transaction Fees for O/B ATM Inquiries/Withdrawals transactions JUL - NIL**

**Summary of Transaction Fees for O/B ATM Inquiries/Withdrawals transactions AUG - NIL**

---

**Remember, if you have a card, always keep your passcode (PIN) secret - don't tell anyone or let them see it. Never write your passcode on your card or on anything that could be lost or stolen. If you do need to record a reminder, you must make every effort to disguise it. You may be liable for losses if you don't protect your passcode.**

**To help you learn how you can protect your card against unauthorised transactions, you can find more information at [stgeorge.com.au/dispute](https://stgeorge.com.au/dispute)**

---

# 74700 - Managed Investments (Australian)

2021 Financial Year

Preparer Louise Montiel

Reviewer Steven Lee

Status Completed

Account Code	Description	CY Units	CY Balance	LY Units	LY Balance	Change
A&E00004_INTERACTIVE	Interactive Brokers Account	1.000000	\$232,814.83	1.000000	\$220,210.61	5.72%

TOTAL	CY Units	CY Balance	LY Units	LY Balance
	1.000000	\$232,814.83	1.000000	\$220,210.61

## Supporting Documents

- Investment Movement Report [Report](#)
- U5028526\_20210630\_20210630\_activity Statement 01072020 to 30062021.pdf [A&E00004\\_INTERACTIVE](#)

## Standard Checklist

- Attach Annual statements from fund managers, Master Trust, Platform or Wrap providers confirming ownership and value
- Attach copies of Statements and Source Documentation
- Attach Investment Movement Report
- Ensure all Investments are valued correctly at June 30
- Ensure the investment is in accordance with the Fund's investment strategy
- Ensure the investment is in accordance with the SIS Act

A & E Super Fund

# Investment Movement Report

As at 30 June 2021

Investment	Opening Balance		Additions		Disposals			Closing Balance		
	Units	Cost	Units	Cost	Units	Cost	Accounting Profit/(Loss)	Units	Cost	Market Value
<b>Bank Accounts</b>										
St George DIY Super Saver ***533		4,139.36		21,270.68		(20,710.00)			4,700.04	4,700.04
		<b>4,139.36</b>		<b>21,270.68</b>		<b>(20,710.00)</b>			<b>4,700.04</b>	<b>4,700.04</b>
<b>Managed Investments (Australian)</b>										
A&E00004_INTERACTIVE - Interactive Brokers Account	1.00	228,218.44		18,500.00		(2,521.13)	0.00	1.00	244,197.31	232,814.83
		<b>228,218.44</b>		<b>18,500.00</b>		<b>(2,521.13)</b>	<b>0.00</b>		<b>244,197.31</b>	<b>232,814.83</b>
		<b>232,357.80</b>		<b>39,770.68</b>		<b>(23,231.13)</b>	<b>0.00</b>		<b>248,897.35</b>	<b>237,514.87</b>

Interactive Brokers Australia Pty, AFSL 453554, ABN 98 166 929 568, Level 40, Grosvenor Place, 255 George Street, Sydney NSW

**Account Information**

Name	A & E Super Fund
Account	U5028526
Address of Account Holder(s)	60 St George Cres Sandy Point, AU-NSW 2172 Australia
Account Type	Individual
Customer Type	Trust
Account Capabilities	Cash
Base Currency	AUD

**Net Asset Value**

	June 30, 2020	June 30, 2021			Change	Change in NAV	
	Total	Long	Short	Total		Starting Value	Total
Cash	88,789.80	66,582.22	0.00	<b>66,582.22</b>	-22,207.58	220,210.61	
Stock	129,916.21	166,399.30	0.00	<b>166,399.30</b>	36,483.09	-6,163.06	
Options	-481.94	0.00	-166.69	<b>-166.69</b>	315.25	18,500.00	
Interest Accruals	-1.46	0.00	0.00	<b>0.00</b>	1.46	4,566.79	
Dividend Accruals	1,988.00	0.00	0.00	<b>0.00</b>	-1,988.00	-156.97	
<b>Total</b>	<b>220,210.61</b>	<b>232,981.52</b>	<b>-166.69</b>	<b>232,814.83</b>	<b>12,604.22</b>	-1,988.90	
<b>Time Weighted Rate of Return</b>					<b>-2.66%</b>	Interest	-2.91
						Change in Interest Accruals	1.47
						Other Fees	-1,339.59
						Commissions	-660.31
						GST	-153.19
						Other FX Translations	0.90
						Ending Value	232,814.83

**Mark-to-Market Performance Summary**

Symbol	Quantity		Price		Position	Mark-to-Market P/L				Code
	Prior	Current	Prior	Current		Transaction	Commissions	Other	Total	
<b>Stocks</b>										
TMR	0	100,000	--	0.1750	-1,400.00	-379.55	-16.97	0.00	-1,796.52	
ANZ	1,000	0	18.6400	--	3,080.00	80.00	-19.18	600.00	3,740.82	
AVE	0	150,000	--	0.0170	-1,200.00	-150.00	-6.60	0.00	-1,356.60	

## Mark-to-Market Performance Summary

Symbol	Quantity		Price		Position	Mark-to-Market P/L				Code
	Prior	Current	Prior	Current		Transaction	Commissions	Other	Total	
BHP	1,040	0	35.8200	--	2,267.20	-197.60	-34.60	0.00	2,035.00	
FBR	100,000	93,085	0.0320	0.0400	2,698.94	519.15	-13.20	0.00	3,204.89	
GOLD	1,000	3,000	26.9400	20.6800	-17,490.65	-2,914.02	-29.50	1,437.82	-18,996.36	
LER	0	0	--	--	1,800.00	-100.00	-14.17	0.00	1,685.83	
NVTA	0	0	--	--	7,332.81	-4,007.64	-7.07	0.00	3,318.11	
ORA	3,200	0	2.5400	--	2,496.00	192.00	-9.52	2,372.00	5,050.48	
PAR	0	5,000	--	2.1000	-1,810.00	-90.00	-27.39	0.00	-1,927.39	
SPCE	1,000	0	16.3400	--	19,195.95	507.04	-39.85	0.00	19,663.14	
SPT	0	20,953	--	0.5200	-12,776.16	569.53	-28.60	0.00	-12,235.23	
VUL	0	5,000	--	7.7000	-4,270.00	-3,617.46	-41.26	0.00	-7,928.72	
<b>Total</b>					<b>-75.91</b>	<b>-9,588.55</b>	<b>-287.91</b>	<b>4,409.82</b>	<b>-5,542.55</b>	
<b>Equity and Index Options</b>										
BHP 09JUL20 37.5 C	-10	0	0.1350	--	135.00	0.00	0.00	0.00	135.00	
GOLD 02JUL20 26.5 P	-10	0	0.2300	--	0.18	331.41	0.00	0.00	331.59	
GOLD 10JUL20 27.0 P	0	0	--	--	201.27	42.98	-10.55	0.00	233.70	
GOLD 10JUL20 27.5 C	0	0	--	--	245.79	0.00	-10.70	0.00	235.09	
GOLD 21AUG20 28.5 C	0	0	--	--	-906.29	1,131.16	-6.22	0.00	218.66	
GOLD 28AUG20 28.0 P	0	0	--	--	273.48	27.93	-10.42	0.00	290.99	
GOLD 09OCT20 27.0 P	0	0	--	--	110.46	83.70	-10.27	0.00	183.90	
GOLD 16OCT20 27.0 P	0	0	--	--	230.45	20.71	-16.52	0.00	234.65	
GOLD 04DEC20 22.5 P	0	0	--	--	203.09	27.24	-15.30	0.00	215.03	
GOLD 18DEC20 22.0 P	0	0	--	--	231.05	-59.74	-8.44	0.00	162.87	
GOLD 08JAN21 22.0 P	0	0	--	--	208.17	0.00	-9.57	0.00	198.60	
GOLD 12FEB21 21.5 P	0	0	--	--	135.88	6.51	-4.90	0.00	137.50	
HES 31DEC20 47.0 P	0	0	--	--	263.40	-12.90	-9.79	0.00	240.72	
LXRX 19FEB21 6.0 P	0	0	--	--	680.69	-32.48	-9.57	0.00	638.64	
NVTA 15JAN21 35.0 P	0	0	--	--	681.84	-32.80	-8.23	0.00	640.81	
NVTA 19FEB21 40.0 P	0	0	--	--	588.94	0.00	0.17	0.00	589.11	
NVTA 16APR21 25.0 P	0	0	--	--	393.85	65.46	-9.64	0.00	449.66	
NVTA 21MAY21 30.0 P	0	0	--	--	-2,850.73	3,751.40	1.47	0.00	902.14	
NVTA 16JUL21 27.5 P	0	-10	--	0.1250	363.50	0.00	1.87	0.00	365.38	
SPCE 02JUL20 15.0 P	-1	0	0.0950	--	13.73	0.00	0.00	0.00	13.73	
SPCE 10JUL20 16.0 P	0	0	--	--	409.25	-93.21	-17.47	0.00	298.56	
SPCE 10JUL20 18.5 C	0	0	--	--	-723.05	901.42	-10.70	0.00	167.67	
SPCE 17JUL20 22.0 P	0	0	--	--	0.00	257.31	-10.67	0.00	246.64	
SPCE 17JUL20 23.0 C	0	0	--	--	-1,272.25	1,515.32	-7.83	0.00	235.23	
SPCE 24JUL20 21.5 P	0	0	--	--	708.48	-47.03	-16.43	0.00	645.01	
SPCE 31JUL20 20.5 P	0	0	--	--	297.43	-18.29	-17.45	0.00	261.68	
SPCE 31JUL20 27.5 C	0	0	--	--	1,010.67	-33.92	-9.67	0.00	967.08	
SPCE 07AUG20 19.0 P	0	0	--	--	-817.24	1,056.01	-10.31	0.00	228.45	
SPCE 02OCT20 18.5 P	0	0	--	--	250.70	-13.96	-17.12	0.00	219.62	
SPCE 16OCT20 19.5 P	0	0	--	--	189.77	-20.71	-7.95	0.00	161.10	
SPCE 16OCT20 25.5 C	0	0	--	--	143.38	-4.28	-17.00	0.00	122.10	
SPCE 06NOV20 18.5 P	0	0	--	--	0.00	179.08	-4.35	0.00	174.72	
SPCE 20NOV20 23.5 P	0	0	--	--	0.00	178.02	-10.08	0.00	167.94	

## Mark-to-Market Performance Summary

Symbol	Quantity		Price		Position	Mark-to-Market P/L				Code
	Prior	Current	Prior	Current		Transaction	Commissions	Other	Total	
SPCE 18DEC20 23.0 P	0	0	--	--	236.50	-39.82	-8.18	0.00	188.50	
SPCE 24DEC20 21.5 P	0	0	--	--	277.75	12.60	-13.68	0.00	276.67	
SPCE 08JAN21 21.5 P	0	0	--	--	329.45	-58.55	-9.45	0.00	261.45	
SPCE 15JAN21 23.5 P	0	0	--	--	523.43	-57.95	-9.15	0.00	456.34	
SPCE 22JAN21 28.5 P	0	0	--	--	695.30	-228.98	-15.21	0.00	451.11	
SPCE 29JAN21 30.0 P	0	0	--	--	259.32	116.66	-15.88	0.00	360.09	
SPCE 05MAR21 22.0 P	0	0	--	--	0.00	195.21	-9.58	0.00	185.63	
SPCE 09APR21 24.0 P	0	0	--	--	412.30	47.65	-5.72	0.00	454.24	
SPCE 21MAY21 16.0 P	0	0	--	--	251.75	0.00	-9.37	0.00	242.38	
<b>Total</b>					<b>4,386.71</b>	<b>9,193.13</b>	<b>-389.86</b>	<b>0.00</b>	<b>13,189.98</b>	
<b>Forex</b>										
AUD	88,519.90	21,780.42	1.0000	1.0000	0.00	0.00	0.00	0.00	0.00	
USD	186.32	33,597.14	1.4486	1.3335	-9,966.30	-112.14	-1.77	0.00	-10,080.21	
<b>Total</b>					<b>-9,966.30</b>	<b>-112.14</b>	<b>-1.77</b>	<b>0.00</b>	<b>-10,080.21</b>	
<b>Total (All Assets)</b>					<b>-5,655.50</b>	<b>-507.56</b>	<b>-679.53</b>	<b>4,409.82</b>	<b>-2,432.78</b>	
Broker Interest Paid and Received										-2.91
Other Fees										-1,339.59
<b>Total P/L for Statement Period</b>										<b>-3,775.28</b>

## Realized & Unrealized Performance Summary

Symbol	Cost Adj.	Realized					Unrealized					Total	Code
		S/T Profit	S/T Loss	L/T Profit	L/T Loss	Total	S/T Profit	S/T Loss	L/T Profit	L/T Loss	Total		
<b>Stocks</b>													
20210216003416TMR	0.00	0.00	0.00	0.00	0.00	0.00	1,191.82	-2,988.33	0.00	0.00	-1,796.52	-1,796.52	
ANZ	0.00	1,889.49	0.00	0.00	0.00	1,889.49	0.00	0.00	0.00	0.00	0.00	1,889.49	
AVE	0.00	0.00	0.00	0.00	0.00	0.00	0.00	-1,356.60	0.00	0.00	-1,356.60	-1,356.60	
BHP	0.00	536.27	0.00	0.00	0.00	536.27	0.00	0.00	0.00	0.00	0.00	536.27	
FBR	0.00	900.28	0.00	0.00	0.00	900.28	0.00	-206.60	0.00	-1,295.39	-1,501.99	-601.71	
GOLD	-548.33	5,877.63	0.00	0.00	0.00	5,877.63	0.00	-24,457.31	0.00	0.00	-24,457.31	-18,579.68	
LER	0.00	1,685.83	0.00	0.00	0.00	1,685.83	0.00	0.00	0.00	0.00	0.00	1,685.83	
NVTA	0.00	4,339.70	0.00	0.00	0.00	4,339.70	0.00	0.00	0.00	0.00	0.00	4,339.70	
ORA	0.00	0.00	0.00	201.90	-4.74	197.15	0.00	0.00	0.00	0.00	0.00	197.15	
PAR	0.00	584.05	0.00	0.00	0.00	584.05	0.00	-2,511.44	0.00	0.00	-2,511.44	-1,927.39	
SPCE	0.00	22,166.21	-3,097.41	0.00	0.00	19,068.80	0.00	0.00	0.00	0.00	0.00	19,068.80	
SPT	0.00	0.00	0.00	0.00	0.00	0.00	0.00	-12,235.23	0.00	0.00	-12,235.23	-12,235.23	
VUL	0.00	0.00	0.00	0.00	0.00	0.00	693.40	-8,622.12	0.00	0.00	-7,928.72	-7,928.72	
<b>Total</b>	<b>-548.33</b>	<b>37,979.48</b>	<b>-3,097.41</b>	<b>201.90</b>	<b>-4.74</b>	<b>35,079.22</b>	<b>1,885.22</b>	<b>-52,377.64</b>	<b>0.00</b>	<b>-1,295.39</b>	<b>-51,787.82</b>	<b>-16,708.59</b>	
<b>Equity and Index Options</b>													
BHP 09JUL20 37.5 C	0.00	151.70	0.00	0.00	0.00	151.70	0.00	0.00	0.00	0.00	0.00	151.70	
GOLD 10JUL20 27.0 P	0.00	234.35	0.00	0.00	0.00	234.35	0.00	0.00	0.00	0.00	0.00	234.35	
GOLD 10JUL20 27.5 C	0.00	234.20	0.00	0.00	0.00	234.20	0.00	0.00	0.00	0.00	0.00	234.20	
GOLD 28AUG20 28.0 P	0.00	288.18	0.00	0.00	0.00	288.18	0.00	0.00	0.00	0.00	0.00	288.18	
GOLD 09OCT20 27.0 P	0.00	183.98	0.00	0.00	0.00	183.98	0.00	0.00	0.00	0.00	0.00	183.98	

## Realized & Unrealized Performance Summary

Symbol	Cost Adj.	Realized					Unrealized					Total	Code
		S/T Profit	S/T Loss	L/T Profit	L/T Loss	Total	S/T Profit	S/T Loss	L/T Profit	L/T Loss	Total		
GOLD 16OCT20 27.0 P	0.00	237.37	0.00	0.00	0.00	237.37	0.00	0.00	0.00	0.00	0.00	237.37	
GOLD 04DEC20 22.5 P	0.00	213.97	0.00	0.00	0.00	213.97	0.00	0.00	0.00	0.00	0.00	213.97	
GOLD 18DEC20 22.0 P	0.00	162.23	0.00	0.00	0.00	162.23	0.00	0.00	0.00	0.00	0.00	162.23	
GOLD 08JAN21 22.0 P	0.00	198.34	0.00	0.00	0.00	198.34	0.00	0.00	0.00	0.00	0.00	198.34	
GOLD 12FEB21 21.5 P	0.00	136.54	0.00	0.00	0.00	136.54	0.00	0.00	0.00	0.00	0.00	136.54	
HES 31DEC20 47.0 P	0.00	238.23	0.00	0.00	0.00	238.23	0.00	0.00	0.00	0.00	0.00	238.23	
LXR 19FEB21 6.0 P	0.00	626.04	0.00	0.00	0.00	626.04	0.00	0.00	0.00	0.00	0.00	626.04	
NVTA 15JAN21 35.0 P	0.00	640.91	0.00	0.00	0.00	640.91	0.00	0.00	0.00	0.00	0.00	640.91	
NVTA 19FEB21 40.0 P	0.00	572.03	0.00	0.00	0.00	572.03	0.00	0.00	0.00	0.00	0.00	572.03	
NVTA 16APR21 25.0 P	0.00	442.96	0.00	0.00	0.00	442.96	0.00	0.00	0.00	0.00	0.00	442.96	
NVTA 16JUL21 27.5 P	0.00	0.00	0.00	0.00	0.00	0.00	368.58	0.00	0.00	0.00	368.58	368.58	
SPCE 02JUL20 15.0 P	0.00	14.27	0.00	0.00	0.00	14.27	0.00	0.00	0.00	0.00	0.00	14.27	
SPCE 10JUL20 16.0 P	0.00	299.44	0.00	0.00	0.00	299.44	0.00	0.00	0.00	0.00	0.00	299.44	
SPCE 17JUL20 22.0 P	0.00	246.64	0.00	0.00	0.00	246.64	0.00	0.00	0.00	0.00	0.00	246.64	
SPCE 24JUL20 21.5 P	0.00	644.02	0.00	0.00	0.00	644.02	0.00	0.00	0.00	0.00	0.00	644.02	
SPCE 31JUL20 20.5 P	0.00	263.35	0.00	0.00	0.00	263.35	0.00	0.00	0.00	0.00	0.00	263.35	
SPCE 31JUL20 27.5 C	0.00	973.01	0.00	0.00	0.00	973.01	0.00	0.00	0.00	0.00	0.00	973.01	
SPCE 02OCT20 18.5 P	0.00	219.67	0.00	0.00	0.00	219.67	0.00	0.00	0.00	0.00	0.00	219.67	
SPCE 16OCT20 19.5 P	0.00	161.37	0.00	0.00	0.00	161.37	0.00	0.00	0.00	0.00	0.00	161.37	
SPCE 16OCT20 25.5 C	0.00	123.87	0.00	0.00	0.00	123.87	0.00	0.00	0.00	0.00	0.00	123.87	
SPCE 06NOV20 18.5 P	0.00	174.21	0.00	0.00	0.00	174.21	0.00	0.00	0.00	0.00	0.00	174.21	
SPCE 18DEC20 23.0 P	0.00	188.73	0.00	0.00	0.00	188.73	0.00	0.00	0.00	0.00	0.00	188.73	
SPCE 24DEC20 21.5 P	0.00	276.08	0.00	0.00	0.00	276.08	0.00	0.00	0.00	0.00	0.00	276.08	
SPCE 08JAN21 21.5 P	0.00	263.44	0.00	0.00	0.00	263.44	0.00	0.00	0.00	0.00	0.00	263.44	
SPCE 15JAN21 23.5 P	0.00	458.09	0.00	0.00	0.00	458.09	0.00	0.00	0.00	0.00	0.00	458.09	
SPCE 22JAN21 28.5 P	0.00	451.55	0.00	0.00	0.00	451.55	0.00	0.00	0.00	0.00	0.00	451.55	
SPCE 29JAN21 30.0 P	0.00	364.46	0.00	0.00	0.00	364.46	0.00	0.00	0.00	0.00	0.00	364.46	
SPCE 05MAR21 22.0 P	0.00	186.49	0.00	0.00	0.00	186.49	0.00	0.00	0.00	0.00	0.00	186.49	
SPCE 09APR21 24.0 P	0.00	453.37	0.00	0.00	0.00	453.37	0.00	0.00	0.00	0.00	0.00	453.37	
SPCE 21MAY21 16.0 P	0.00	249.21	0.00	0.00	0.00	249.21	0.00	0.00	0.00	0.00	0.00	249.21	
<b>Total</b>	<b>0.00</b>	<b>10,572.29</b>	<b>0.00</b>	<b>0.00</b>	<b>0.00</b>	<b>10,572.29</b>	<b>368.58</b>	<b>0.00</b>	<b>0.00</b>	<b>0.00</b>	<b>368.58</b>	<b>10,940.87</b>	
<b>Forex</b>													
USD	0.00	488.63	-6,021.71	0.00	0.00	-5,533.08	21.29	-115.31	0.00	0.00	-94.02	-5,627.11	
<b>Total</b>	<b>0.00</b>	<b>488.63</b>	<b>-6,021.71</b>	<b>0.00</b>	<b>0.00</b>	<b>-5,533.08</b>	<b>21.29</b>	<b>-115.31</b>	<b>0.00</b>	<b>0.00</b>	<b>-94.02</b>	<b>-5,627.11</b>	
<b>Total (All Assets)</b>	<b>-548.33</b>	<b>49,040.39</b>	<b>-9,119.12</b>	<b>201.90</b>	<b>-4.74</b>	<b>40,118.43</b>	<b>2,275.08</b>	<b>-52,492.95</b>	<b>0.00</b>	<b>-1,295.39</b>	<b>-51,513.26</b>	<b>-11,394.83</b>	

## Cash Report

		Total
<b>Base Currency Summary</b>		
Starting Cash		88,789.80
Commissions		-660.31
Deposits		18,500.00
Dividends		4,566.79



## Cash Report

	<b>Total</b>
Broker Interest Paid and Received	-2.91
Trades (Sales)	481,528.20
Trades (Purchase)	-518,897.37
Other Fees	-1,339.59
Withholding Tax	-156.97
GST	-153.19
Cash FX Translation Gain/Loss	-5,592.23
Ending Cash	66,582.22
Ending Settled Cash	66,582.22
<b>AUD</b>	
Starting Cash	88,519.90
Commissions	-194.03
Deposits	18,500.00
Dividends	2,972.00
Broker Interest Paid and Received	-0.05
Trades (Sales)	110,125.58
Trades (Purchase)	-196,650.20
Other Fees	-1,339.59
GST	-153.19
Ending Cash	21,780.42
Ending Settled Cash	21,780.42
<b>USD</b>	
Starting Cash	186.32
Commissions	-341.51
Dividends	1,221.53
Broker Interest Paid and Received	-2.05
Trades (Sales)	267,102.96
Trades (Purchase)	-234,450.10
Withholding Tax	-120.00
Ending Cash	33,597.14
Ending Settled Cash	33,597.14

## Open Positions

Symbol	Quantity	Mult	Cost Price	Cost Basis	Close Price	Value	Unrealized P/L	Code
<b>Stocks</b>								
<b>AUD</b>								
AVE	150,000	1	0.026044	3,906.60	0.0170	2,550.00	-1,356.60	
FBR	93,085	1	0.0561357	5,225.39	0.0400	3,723.40	-1,501.99	
PAR	5,000	1	2.602288	13,011.44	2.1000	10,500.00	-2,511.44	
SPT	20,953	1	1.1039371	23,130.79	0.5200	10,895.56	-12,235.23	
TMR	100,000	1	0.1929652	19,296.52	0.1750	17,500.00	-1,796.52	
VUL	5,000	1	9.2857442	46,428.72	7.7000	38,500.00	-7,928.72	
<b>Total</b>				<b>110,999.46</b>		<b>83,668.96</b>	<b>-27,330.50</b>	
<b>USD</b>								

## Open Positions

GOLD	3,000	1	26.7935633	80,380.69	20.6800	62,040.00	-18,340.69	
<b>Total</b>				<b>80,380.69</b>		<b>62,040.00</b>	<b>-18,340.69</b>	
<b>Total in AUD</b>				<b>107,187.65</b>		<b>82,730.34</b>	<b>-24,457.31</b>	
<b>Total Stocks in AUD</b>				<b>218,187.12</b>		<b>166,399.30</b>	<b>-51,787.82</b>	
<b>Symbol</b>	<b>Quantity</b>	<b>Mult</b>	<b>Cost Price</b>	<b>Cost Basis</b>	<b>Close Price</b>	<b>Value</b>	<b>Unrealized P/L</b>	<b>Code</b>
<b>Equity and Index Options</b>								
<b>USD</b>								
NVTA 16JUL21 27.5 P	-10	100	0.4014	-401.40	0.1250	-125.00	276.40	
<b>Total</b>				<b>-401.40</b>		<b>-125.00</b>	<b>276.40</b>	
<b>Total in AUD</b>				<b>-535.27</b>		<b>-166.69</b>	<b>368.58</b>	

## Forex Balances

Description	Quantity	Cost Price	Cost Basis in AUD	Close Price	Value in AUD	Unrealized P/L in AUD	Code
<b>Forex</b>							
<b>AUD</b>							
AUD	21,780.42	1.0000	-21,780.42	1.0000	21,780.42	0.00	
USD	33,597.14	1.3362985	-44,895.82	1.3335	44,801.79	-94.02	
<b>Total</b>			<b>-66,676.24</b>		<b>66,582.22</b>	<b>-94.02</b>	

## Trades

Symbol	Date/Time	Quantity	T. Price	C. Price	Proceeds	Comm/Fee	Basis	Realized P/L	MTM P/L	Code
<b>Stocks</b>										
<b>AUD</b>										
ANZ	2020-11-17, 12:32:54	-1,000	21.8000	21.7200	21,800.00	-19.18	-19,891.32	1,889.49	80.00	C
<b>Total ANZ</b>		<b>-1,000</b>			<b>21,800.00</b>	<b>-19.18</b>	<b>-19,891.32</b>	<b>1,889.49</b>	<b>80.00</b>	
AVE	2021-02-12, 14:48:22	150,000	0.0260	0.0250	-3,900.00	-6.60	3,906.60	0.00	-150.00	O;P
<b>Total AVE</b>		<b>150,000</b>			<b>-3,900.00</b>	<b>-6.60</b>	<b>3,906.60</b>	<b>0.00</b>	<b>-150.00</b>	
BHP	2020-07-15, 10:26:58	-1,040	37.8100	38.0000	39,322.40	-34.60	-38,751.53	536.27	-197.60	C;P
<b>Total BHP</b>		<b>-1,040</b>			<b>39,322.40</b>	<b>-34.60</b>	<b>-38,751.53</b>	<b>536.27</b>	<b>-197.60</b>	
FBR	2020-07-13, 11:30:59	-56,915	0.0860	0.0760	4,894.69	-6.60	-3,987.81	900.28	569.15	C;P
FBR	2020-12-17, 11:30:40	50,000	0.0440	0.0430	-2,200.00	-6.60	2,206.60	0.00	-50.00	O;P
<b>Total FBR</b>		<b>-6,915</b>			<b>2,694.69</b>	<b>-13.20</b>	<b>-1,781.21</b>	<b>900.28</b>	<b>519.15</b>	
LER	2021-01-18, 11:50:27	100,000	0.0690	0.0700	-6,900.00	-6.60	6,906.60	0.00	100.00	O;P
LER	2021-03-26, 15:58:37	-100,000	0.0860	0.0880	8,600.00	-7.57	-6,906.60	1,685.83	-200.00	C
<b>Total LER</b>		<b>0</b>			<b>1,700.00</b>	<b>-14.17</b>	<b>0.00</b>	<b>1,685.83</b>	<b>-100.00</b>	
ORA	2021-06-16, 12:57:33	-3,200	3.3800	3.3200	10,816.00	-9.52	-10,609.33	197.15	192.00	C
<b>Total ORA</b>		<b>-3,200</b>			<b>10,816.00</b>	<b>-9.52</b>	<b>-10,609.33</b>	<b>197.15</b>	<b>192.00</b>	

Trades											
PAR	2020-08-11, 10:40:10		3,000	2.9200	2.9500	-8,760.00	-7.71	8,767.71	0.00	90.00	O
PAR	2020-11-13, 13:43:59		-3,000	3.1200	3.0800	9,360.00	-8.24	-8,767.71	584.05	120.00	C
PAR	2020-12-17, 11:28:30		5,000	2.6000	2.5400	-13,000.00	-11.44	13,011.44	0.00	-300.00	O
<b>Total PAR</b>			<b>5,000</b>			<b>-12,400.00</b>	<b>-27.39</b>	<b>13,011.44</b>	<b>584.05</b>	<b>-90.00</b>	
SPT	2020-10-09, 15:19:36		6,500	1.5300	1.5200	-9,945.00	-8.75	9,953.75	0.00	-65.00	O;P
SPT	2020-12-30, 15:59:20		453	1.2300	1.2400	-557.19	-6.60	563.79	0.00	4.53	O
SPT	2021-03-03, 10:36:39		7,000	1.0800	1.1500	-7,560.00	-6.65	7,566.65	0.00	490.00	O;P
SPT	2021-03-30, 11:03:08		7,000	0.7200	0.7400	-5,040.00	-6.60	5,046.60	0.00	140.00	O;P
<b>Total SPT</b>			<b>20,953</b>			<b>-23,102.19</b>	<b>-28.60</b>	<b>23,130.79</b>	<b>0.00</b>	<b>569.53</b>	
TMR	2020-12-17, 11:02:21		40,000	0.2494887	0.2400	-9,979.55	-8.78	9,988.33	0.00	-379.55	O;P
TMR	2021-03-30, 12:46:01		60,000	0.1550	0.1550	-9,300.00	-8.18	9,308.18	0.00	0.00	O
<b>Total TMR</b>			<b>100,000</b>			<b>-19,279.55</b>	<b>-16.97</b>	<b>19,296.52</b>	<b>0.00</b>	<b>-379.55</b>	
VUL	2021-01-19, 11:23:27		1,000	11.7500	9.8900	-11,750.00	-10.34	11,760.34	0.00	-1,860.00	O;P
VUL	2021-01-19, 12:08:30		1,000	11.3000	9.8900	-11,300.00	-9.94	11,309.94	0.00	-1,410.00	O
VUL	2021-01-21, 14:05:03		1,000	8.43746	8.0100	-8,437.46	-7.42	8,444.88	0.00	-427.46	O;P
VUL	2021-01-25, 15:21:52		1,000	7.0000	7.2800	-7,000.00	-6.60	7,006.60	0.00	280.00	O
VUL	2021-02-10, 15:01:50		1,000	7.9000	7.7000	-7,900.00	-6.95	7,906.95	0.00	-200.00	O
<b>Total VUL</b>			<b>5,000</b>			<b>-46,387.46</b>	<b>-41.26</b>	<b>46,428.72</b>	<b>0.00</b>	<b>-3,617.46</b>	
<b>Total</b>						<b>-28,736.11</b>	<b>-211.49</b>	<b>34,740.69</b>	<b>5,793.09</b>	<b>-3,173.93</b>	
<b>USD</b>											
GOLD	2020-07-03, 06:20:00		1,000	26.5000	26.2700	-26,500.00	0.00	26,500.00	0.00	-230.00	A;O
GOLD	2020-08-11, 05:56:11		-1,000	28.70384	28.7200	28,703.84	-5.75	-26,813.00	1,885.09	-16.16	C;P
GOLD	2020-08-18, 23:37:55		1,000	30.92772	30.0400	-30,927.72	-5.00	30,932.72	0.00	-887.72	O;P
GOLD	2020-08-22, 06:20:00		-1,000	28.5000	29.3100	28,500.00	-0.75	-26,324.15	2,320.64	-810.00	A;C
GOLD	2020-10-17, 04:10:08		1,000	27.7595	27.5700	-27,759.50	-5.00	27,764.50	0.00	-189.50	O;P
GOLD	2021-02-13, 06:58:40		1,000	22.1000	22.1500	-22,100.00	-5.00	22,105.00	0.00	50.00	O
<b>Total GOLD</b>			<b>2,000</b>			<b>-50,083.38</b>	<b>-21.50</b>	<b>54,165.07</b>	<b>4,205.72</b>	<b>-2,083.38</b>	
NVTA	2021-05-22, 06:20:00		1,000	30.0000	27.1500	-30,000.00	0.00	30,000.00	0.00	-2,850.00	A;O
NVTA	2021-06-19, 01:58:28		-1,000	32.5500	32.7900	32,550.00	-5.29	-29,298.86	3,245.85	-240.00	C
<b>Total NVTA</b>			<b>0</b>			<b>2,550.00</b>	<b>-5.29</b>	<b>701.14</b>	<b>3,245.85</b>	<b>-3,090.00</b>	
SPCE	2020-07-11, 06:20:00		-1,000	18.5000	18.1000	18,500.00	-0.53	-17,085.00	1,527.01	400.00	A;C

Trades											
Symbol	Date/Time	Quantity	T. Price	C. Price	Proceeds	Comm/Fee	Basis	Realized P/L	MTM P/L	Code	
SPCE	2020-07-15, 05:49:40	1,000	18.40772	18.4300	-18,407.72	-5.00	18,412.72	0.00	22.28	O;P	
SPCE	2020-07-18, 06:20:00	-1,000	23.0000	24.0500	23,000.00	-0.63	-18,412.72	4,751.19	-1,050.00	A;C	
SPCE	2020-07-25, 05:45:08	1,000	24.3816	24.3100	-24,381.60	-5.00	24,386.60	0.00	-71.60	O;P	
SPCE	2020-08-08, 06:20:00	1,000	19.0000	19.2300	-19,000.00	0.00	19,000.00	0.00	230.00	A;O	
SPCE	2020-10-07, 04:50:15	-1,000	22.1925	21.0300	22,192.50	-5.61	-24,386.60	-2,199.71	1,162.50	C;P	
SPCE	2020-11-21, 08:20:00	1,000	23.5000	23.3100	-23,500.00	0.00	23,500.00	0.00	-190.00	A;O	
SPCE	2020-11-24, 04:06:04	-100	24.7600	24.9100	2,476.00	-1.07	-1,883.75	591.19	-15.00	C	
SPCE	2020-11-24, 04:07:44	-900	24.7505556	24.9100	22,275.50	-5.00	-16,953.72	5,316.79	-143.50	C;P	
SPCE	2020-11-26, 04:18:00	-1,000	27.1144	27.1000	27,114.40	-5.72	-23,377.36	3,731.32	14.40	C;P	
<b>Total SPCE</b>		<b>-1,000</b>			<b>30,269.08</b>	<b>-28.55</b>	<b>-16,799.82</b>	<b>13,717.79</b>	<b>359.08</b>		
<b>Total</b>					<b>-17,264.30</b>	<b>-55.34</b>	<b>38,066.38</b>	<b>21,169.36</b>	<b>-4,814.30</b>		
<b>Total in AUD</b>					<b>-21,800.62</b>	<b>-76.42</b>	<b>50,562.56</b>	<b>29,286.14</b>	<b>-6,414.62</b>		
Symbol	Date/Time	Quantity	T. Price	C. Price	Proceeds	Comm/Fee	Basis	Realized P/L	MTM P/L	Code	
<b>Equity and Index Options</b>											
<b>AUD</b>											
BHP 09JUL20 37.5 C	2020-07-09, 21:00:00	10	0.0000	0.0000	0.00	0.00	151.70	151.70	0.00	C;Ep	
<b>Total BHP 09JUL20 37.5 C</b>		<b>10</b>			<b>0.00</b>	<b>0.00</b>	<b>151.70</b>	<b>151.70</b>	<b>0.00</b>		
<b>Total</b>					<b>0.00</b>	<b>0.00</b>	<b>151.70</b>	<b>151.70</b>	<b>0.00</b>		
<b>USD</b>											
GOLD 02JUL20 26.5 P	2020-07-03, 06:20:00	10	0.0000	0.2300	0.00	0.00	175.85	0.00	230.00	A;C	
<b>Total GOLD 02JUL20 26.5 P</b>		<b>10</b>			<b>0.00</b>	<b>0.00</b>	<b>175.85</b>	<b>0.00</b>	<b>230.00</b>		
GOLD 10JUL20 27.5 C	2020-07-07, 05:50:30	-10	0.1700	0.1700	170.00	-7.46	-162.54	0.00	0.00	O	
GOLD 10JUL20 27.5 C	2020-07-11, 06:20:00	10	0.0000	0.0000	0.00	0.00	162.54	162.54	0.00	C;Ep	
<b>Total GOLD 10JUL20 27.5 C</b>		<b>0</b>			<b>170.00</b>	<b>-7.46</b>	<b>0.00</b>	<b>162.54</b>	<b>0.00</b>		
GOLD 10JUL20 27.0 P	2020-07-09, 05:38:58	-10	0.1700	0.1400	170.00	-7.36	-162.64	0.00	30.00	O	
GOLD 10JUL20 27.0 P	2020-07-11, 06:20:00	10	0.0000	0.0000	0.00	0.00	162.64	162.64	0.00	C;Ep	
<b>Total GOLD 10JUL20 27.0 P</b>		<b>0</b>			<b>170.00</b>	<b>-7.36</b>	<b>0.00</b>	<b>162.64</b>	<b>30.00</b>		
GOLD 21AUG20 28.5 C	2020-08-15, 05:06:06	-10	0.1500	0.1500	150.00	-4.46	-145.54	0.00	0.00	O	
GOLD 21AUG20 28.5 C	2020-08-22, 06:20:00	10	0.0000	0.8100	0.00	0.00	145.54	0.00	810.00	A;C	
<b>Total GOLD 21AUG20 28.5 C</b>		<b>0</b>			<b>150.00</b>	<b>-4.46</b>	<b>0.00</b>	<b>0.00</b>	<b>810.00</b>		
GOLD 28AUG20 28.0 P	2020-08-22, 05:40:00	-10	0.2200	0.2000	220.00	-7.46	-212.54	0.00	20.00	O;P	
GOLD 28AUG20 28.0 P	2020-08-29, 06:20:00	10	0.0000	0.0000	0.00	0.00	212.54	212.54	0.00	C;Ep	
<b>Total GOLD 28AUG20 28.0 P</b>		<b>0</b>			<b>220.00</b>	<b>-7.46</b>	<b>0.00</b>	<b>212.54</b>	<b>20.00</b>		

Trades											
GOLD 09OCT20 27.0 P	2020-10-09, 04:19:45		-10	0.1400	0.0800	140.00	-7.36	-132.64	0.00	60.00	O
GOLD 09OCT20 27.0 P	2020-10-10, 07:20:00		10	0.0000	0.0000	0.00	0.00	132.64	132.64	0.00	C;Ep
<b>Total GOLD 09OCT20 27.0 P</b>			<b>0</b>			<b>140.00</b>	<b>-7.36</b>	<b>0.00</b>	<b>132.64</b>	<b>60.00</b>	
GOLD 16OCT20 27.0 P	2020-10-10, 06:32:36		-10	0.1800	0.1650	180.00	-11.96	-168.04	0.00	15.00	O;P
GOLD 16OCT20 27.0 P	2020-10-17, 07:20:00		10	0.0000	0.0000	0.00	0.00	168.04	168.04	0.00	C;Ep
<b>Total GOLD 16OCT20 27.0 P</b>			<b>0</b>			<b>180.00</b>	<b>-11.96</b>	<b>0.00</b>	<b>168.04</b>	<b>15.00</b>	
GOLD 04DEC20 22.5 P	2020-12-01, 06:30:42		-10	0.1700	0.1500	170.00	-11.23	-158.77	0.00	20.00	O;P
GOLD 04DEC20 22.5 P	2020-12-05, 08:20:00		10	0.0000	0.0000	0.00	0.00	158.77	158.77	0.00	C;Ep
<b>Total GOLD 04DEC20 22.5 P</b>			<b>0</b>			<b>170.00</b>	<b>-11.23</b>	<b>0.00</b>	<b>158.77</b>	<b>20.00</b>	
GOLD 18DEC20 22.0 P	2020-12-15, 06:58:50		-10	0.1300	0.1750	130.00	-6.36	-123.64	0.00	-45.00	O;P
GOLD 18DEC20 22.0 P	2020-12-19, 08:20:00		10	0.0000	0.0000	0.00	0.00	123.64	123.64	0.00	C;Ep
<b>Total GOLD 18DEC20 22.0 P</b>			<b>0</b>			<b>130.00</b>	<b>-6.36</b>	<b>0.00</b>	<b>123.64</b>	<b>-45.00</b>	
GOLD 08JAN21 22.0 P	2021-01-01, 06:12:58		-10	0.1600	0.1600	160.00	-7.36	-152.64	0.00	0.00	O
GOLD 08JAN21 22.0 P	2021-01-09, 08:20:00		10	0.0000	0.0000	0.00	0.00	152.64	152.64	0.00	C;Ep
<b>Total GOLD 08JAN21 22.0 P</b>			<b>0</b>			<b>160.00</b>	<b>-7.36</b>	<b>0.00</b>	<b>152.64</b>	<b>0.00</b>	
GOLD 12FEB21 21.5 P	2021-02-06, 05:14:20		-10	0.1100	0.1050	110.00	-3.76	-106.24	0.00	5.00	O;P
GOLD 12FEB21 21.5 P	2021-02-13, 08:20:00		10	0.0000	0.0000	0.00	0.00	106.24	106.24	0.00	C;Ep
<b>Total GOLD 12FEB21 21.5 P</b>			<b>0</b>			<b>110.00</b>	<b>-3.76</b>	<b>0.00</b>	<b>106.24</b>	<b>5.00</b>	
HES 31DEC20 47.0 P	2020-12-23, 07:25:32		-10	0.1900	0.1997	190.00	-7.36	-182.64	0.00	-9.70	O
HES 31DEC20 47.0 P	2021-01-01, 08:20:00		10	0.0000	0.0000	0.00	0.00	182.64	182.64	0.00	C;Ep
<b>Total HES 31DEC20 47.0 P</b>			<b>0</b>			<b>190.00</b>	<b>-7.36</b>	<b>0.00</b>	<b>182.64</b>	<b>-9.70</b>	
LXR 19FEB21 6.0 P	2021-01-20, 05:46:26		-10	0.5000	0.5250	500.00	-7.37	-492.63	0.00	-25.00	O
LXR 19FEB21 6.0 P	2021-02-20, 08:20:00		10	0.0000	0.0000	0.00	0.00	492.63	492.63	0.00	C;Ep
<b>Total LXR 19FEB21 6.0 P</b>			<b>0</b>			<b>500.00</b>	<b>-7.37</b>	<b>0.00</b>	<b>492.63</b>	<b>-25.00</b>	
NVTA 15JAN21 35.0 P	2020-12-19, 07:16:26		-10	0.5000	0.5250	500.00	-6.27	-493.73	0.00	-25.00	O;P
NVTA 15JAN21 35.0 P	2021-01-16, 08:20:00		10	0.0000	0.0000	0.00	0.00	493.73	493.73	0.00	C;Ep
<b>Total NVTA 15JAN21 35.0 P</b>			<b>0</b>			<b>500.00</b>	<b>-6.27</b>	<b>0.00</b>	<b>493.73</b>	<b>-25.00</b>	
NVTA 19FEB21 40.0 P	2021-01-23, 06:00:55		-10	0.4500	0.4500	450.00	0.13	-450.13	0.00	0.00	O
NVTA 19FEB21 40.0 P	2021-02-20, 08:20:00		10	0.0000	0.0000	0.00	0.00	450.13	450.13	0.00	C;Ep
<b>Total NVTA 19FEB21 40.0 P</b>			<b>0</b>			<b>450.00</b>	<b>0.13</b>	<b>0.00</b>	<b>450.13</b>	<b>0.00</b>	
NVTA 16APR21 25.0 P	2021-03-27, 05:06:31		-10	0.3500	0.3000	350.00	-7.37	-342.63	0.00	50.00	O
NVTA 16APR21 25.0 P	2021-04-17, 06:20:00		10	0.0000	0.0000	0.00	0.00	342.63	342.63	0.00	C;Ep
<b>Total NVTA 16APR21 25.0 P</b>			<b>0</b>			<b>350.00</b>	<b>-7.37</b>	<b>0.00</b>	<b>342.63</b>	<b>50.00</b>	

Trades											
NVTA 21MAY21 30.0 P	2021-04-17, 03:32:03		-10	0.7000	0.6500	700.00	1.14	-701.14	0.00	50.00	O
NVTA 21MAY21 30.0 P	2021-05-22, 06:20:00		10	0.0000	2.8500	0.00	0.00	701.14	0.00	2,850.00	A;C
<b>Total NVTA 21MAY21 30.0 P</b>			<b>0</b>			<b>700.00</b>	<b>1.14</b>	<b>0.00</b>	<b>0.00</b>	<b>2,900.00</b>	
NVTA 16JUL21 27.5 P	2021-06-19, 04:53:08		-10	0.4000	0.4000	400.00	1.40	-401.40	0.00	0.00	O
<b>Total NVTA 16JUL21 27.5 P</b>			<b>-10</b>			<b>400.00</b>	<b>1.40</b>	<b>-401.40</b>	<b>0.00</b>	<b>0.00</b>	
SPCE 02JUL20 15.0 P	2020-07-03, 06:20:00		1	0.0000	0.0000	0.00	0.00	9.90	9.90	0.00	C;Ep
<b>Total SPCE 02JUL20 15.0 P</b>			<b>1</b>			<b>0.00</b>	<b>0.00</b>	<b>9.90</b>	<b>9.90</b>	<b>0.00</b>	
SPCE 10JUL20 18.5 C	2020-07-07, 05:11:44		-10	0.1200	0.2450	120.00	-7.46	-112.54	0.00	-125.00	O
SPCE 10JUL20 18.5 C	2020-07-11, 06:20:00		10	0.0000	0.7500	0.00	0.00	112.54	0.00	750.00	A;C
<b>Total SPCE 10JUL20 18.5 C</b>			<b>0</b>			<b>120.00</b>	<b>-7.46</b>	<b>0.00</b>	<b>0.00</b>	<b>625.00</b>	
SPCE 10JUL20 16.0 P	2020-07-07, 05:37:57		-10	0.2200	0.2850	220.00	-12.18	-207.82	0.00	-65.00	O;P
SPCE 10JUL20 16.0 P	2020-07-11, 06:20:00		10	0.0000	0.0000	0.00	0.00	207.82	207.82	0.00	C;Ep
<b>Total SPCE 10JUL20 16.0 P</b>			<b>0</b>			<b>220.00</b>	<b>-12.18</b>	<b>0.00</b>	<b>207.82</b>	<b>-65.00</b>	
SPCE 17JUL20 23.0 C	2020-07-17, 05:14:34		-10	0.1700	0.1600	170.00	-5.46	-164.54	0.00	10.00	O
SPCE 17JUL20 23.0 C	2020-07-18, 06:20:00		10	0.0000	1.0500	0.00	0.00	164.54	0.00	1,050.00	A;C
<b>Total SPCE 17JUL20 23.0 C</b>			<b>0</b>			<b>170.00</b>	<b>-5.46</b>	<b>0.00</b>	<b>0.00</b>	<b>1,060.00</b>	
SPCE 17JUL20 22.0 P	2020-07-17, 23:57:15		-10	0.1800	0.0000	180.00	-7.46	-172.54	0.00	180.00	O
SPCE 17JUL20 22.0 P	2020-07-18, 06:20:00		10	0.0000	0.0000	0.00	0.00	172.54	172.54	0.00	C;Ep
<b>Total SPCE 17JUL20 22.0 P</b>			<b>0</b>			<b>180.00</b>	<b>-7.46</b>	<b>0.00</b>	<b>172.54</b>	<b>180.00</b>	
SPCE 24JUL20 21.5 P	2020-07-21, 05:52:39		-10	0.4720	0.5050	472.00	-11.53	-460.47	0.00	-33.00	O;P
SPCE 24JUL20 21.5 P	2020-07-25, 06:20:00		10	0.0000	0.0000	0.00	0.00	460.47	460.47	0.00	C;Ep
<b>Total SPCE 24JUL20 21.5 P</b>			<b>0</b>			<b>472.00</b>	<b>-11.53</b>	<b>0.00</b>	<b>460.47</b>	<b>-33.00</b>	
SPCE 31JUL20 27.5 C	2020-07-25, 05:56:05		-10	0.7000	0.7241	700.00	-6.87	-693.13	0.00	-24.10	O;P
SPCE 31JUL20 27.5 C	2020-08-01, 06:20:00		10	0.0000	0.0000	0.00	0.00	693.13	693.13	0.00	C;Ep
<b>Total SPCE 31JUL20 27.5 C</b>			<b>0</b>			<b>700.00</b>	<b>-6.87</b>	<b>0.00</b>	<b>693.13</b>	<b>-24.10</b>	
SPCE 31JUL20 20.5 P	2020-07-25, 05:58:10		-10	0.2000	0.2130	200.00	-12.40	-187.60	0.00	-13.00	O;P
SPCE 31JUL20 20.5 P	2020-08-01, 06:20:00		10	0.0000	0.0000	0.00	0.00	187.60	187.60	0.00	C;Ep
<b>Total SPCE 31JUL20 20.5 P</b>			<b>0</b>			<b>200.00</b>	<b>-12.40</b>	<b>0.00</b>	<b>187.60</b>	<b>-13.00</b>	
SPCE 07AUG20 19.0 P	2020-08-07, 05:53:18		-10	0.1700	0.1650	170.00	-7.46	-162.54	0.00	5.00	O
SPCE 07AUG20 19.0 P	2020-08-08, 06:20:00		10	0.0000	0.7500	0.00	0.00	162.54	0.00	750.00	A;C
<b>Total SPCE 07AUG20 19.0 P</b>			<b>0</b>			<b>170.00</b>	<b>-7.46</b>	<b>0.00</b>	<b>0.00</b>	<b>755.00</b>	
SPCE 02OCT20 18.5 P	2020-10-01, 03:52:21		-10	0.1700	0.1800	170.00	-12.26	-157.74	0.00	-10.00	O;P
SPCE 02OCT20 18.5 P	2020-10-03, 06:20:00		10	0.0000	0.0000	0.00	0.00	157.74	157.74	0.00	C;Ep

## Trades

<b>Total SPCE 02OCT20 18.5 P</b>		<b>0</b>			<b>170.00</b>	<b>-12.26</b>	<b>0.00</b>	<b>157.74</b>	<b>-10.00</b>	
SPCE 16OCT20 25.5 C	2020-10-10, 06:38:09	-10	0.1000	0.1031	100.00	-12.31	-87.69	0.00	-3.10	O;P
SPCE 16OCT20 25.5 C	2020-10-17, 07:20:00	10	0.0000	0.0000	0.00	0.00	87.69	87.69	0.00	C;Ep
<b>Total SPCE 16OCT20 25.5 C</b>		<b>0</b>			<b>100.00</b>	<b>-12.31</b>	<b>0.00</b>	<b>87.69</b>	<b>-3.10</b>	
SPCE 16OCT20 19.5 P	2020-10-10, 06:39:10	-10	0.1200	0.1350	120.00	-5.76	-114.24	0.00	-15.00	O;P
SPCE 16OCT20 19.5 P	2020-10-17, 07:20:00	10	0.0000	0.0000	0.00	0.00	114.24	114.24	0.00	C;Ep
<b>Total SPCE 16OCT20 19.5 P</b>		<b>0</b>			<b>120.00</b>	<b>-5.76</b>	<b>0.00</b>	<b>114.24</b>	<b>-15.00</b>	
SPCE 06NOV20 18.5 P	2020-11-07, 04:00:10	-10	0.1300	0.0000	130.00	-3.16	-126.84	0.00	130.00	O
SPCE 06NOV20 18.5 P	2020-11-07, 08:20:00	10	0.0000	0.0000	0.00	0.00	126.84	126.84	0.00	C;Ep
<b>Total SPCE 06NOV20 18.5 P</b>		<b>0</b>			<b>130.00</b>	<b>-3.16</b>	<b>0.00</b>	<b>126.84</b>	<b>130.00</b>	
SPCE 20NOV20 23.5 P	2020-11-21, 04:54:35	-10	0.1300	0.1900	130.00	-7.36	-122.64	0.00	-60.00	O
SPCE 20NOV20 23.5 P	2020-11-21, 08:20:00	10	0.0000	0.1900	0.00	0.00	122.64	0.00	190.00	A;C
<b>Total SPCE 20NOV20 23.5 P</b>		<b>0</b>			<b>130.00</b>	<b>-7.36</b>	<b>0.00</b>	<b>0.00</b>	<b>130.00</b>	
SPCE 18DEC20 23.0 P	2020-12-15, 07:01:44	-10	0.1500	0.1800	150.00	-6.16	-143.84	0.00	-30.00	O;P
SPCE 18DEC20 23.0 P	2020-12-19, 08:20:00	10	0.0000	0.0000	0.00	0.00	143.84	143.84	0.00	C;Ep
<b>Total SPCE 18DEC20 23.0 P</b>		<b>0</b>			<b>150.00</b>	<b>-6.16</b>	<b>0.00</b>	<b>143.84</b>	<b>-30.00</b>	
SPCE 24DEC20 21.5 P	2020-12-19, 07:11:30	-10	0.2200	0.2104	220.00	-10.42	-209.58	0.00	9.60	O;P
SPCE 24DEC20 21.5 P	2020-12-25, 08:20:00	10	0.0000	0.0000	0.00	0.00	209.58	209.58	0.00	C;Ep
<b>Total SPCE 24DEC20 21.5 P</b>		<b>0</b>			<b>220.00</b>	<b>-10.42</b>	<b>0.00</b>	<b>209.58</b>	<b>9.60</b>	
SPCE 08JAN21 21.5 P	2020-12-31, 06:22:13	-10	0.2100	0.2550	210.00	-7.26	-202.74	0.00	-45.00	O;P
SPCE 08JAN21 21.5 P	2021-01-09, 08:20:00	10	0.0000	0.0000	0.00	0.00	202.74	202.74	0.00	C;Ep
<b>Total SPCE 08JAN21 21.5 P</b>		<b>0</b>			<b>210.00</b>	<b>-7.26</b>	<b>0.00</b>	<b>202.74</b>	<b>-45.00</b>	
SPCE 15JAN21 23.5 P	2021-01-09, 05:16:52	-10	0.3600	0.4050	360.00	-7.11	-352.89	0.00	-45.00	O;P
SPCE 15JAN21 23.5 P	2021-01-16, 08:20:00	10	0.0000	0.0000	0.00	0.00	352.89	352.89	0.00	C;Ep
<b>Total SPCE 15JAN21 23.5 P</b>		<b>0</b>			<b>360.00</b>	<b>-7.11</b>	<b>0.00</b>	<b>352.89</b>	<b>-45.00</b>	
SPCE 22JAN21 28.5 P	2021-01-16, 06:06:07	-10	0.3600	0.5364	360.00	-11.72	-348.28	0.00	-176.40	O;P
SPCE 22JAN21 28.5 P	2021-01-23, 08:20:00	10	0.0000	0.0000	0.00	0.00	348.28	348.28	0.00	C;Ep
<b>Total SPCE 22JAN21 28.5 P</b>		<b>0</b>			<b>360.00</b>	<b>-11.72</b>	<b>0.00</b>	<b>348.28</b>	<b>-176.40</b>	
SPCE 29JAN21 30.0 P	2021-01-23, 05:28:34	-10	0.2900	0.2000	290.00	-12.25	-277.75	0.00	90.00	O;P
SPCE 29JAN21 30.0 P	2021-01-30, 08:20:00	10	0.0000	0.0000	0.00	0.00	277.75	277.75	0.00	C;Ep
<b>Total SPCE 29JAN21 30.0 P</b>		<b>0</b>			<b>290.00</b>	<b>-12.25</b>	<b>0.00</b>	<b>277.75</b>	<b>90.00</b>	
SPCE 05MAR21 22.0 P	2021-03-06, 03:24:58	-10	0.1500	0.0000	150.00	-7.36	-142.64	0.00	150.00	O;P
SPCE 05MAR21 22.0 P	2021-03-06, 08:20:00	10	0.0000	0.0000	0.00	0.00	142.64	142.64	0.00	C;Ep

## Trades

Total SPCE 05MAR21 22.0 P		0			150.00	-7.36	0.00	142.64	150.00	
SPCE 09APR21 24.0 P	2021-03-27, 05:30:20	-10	0.3500	0.3136	350.00	-4.37	-345.63	0.00	36.40	O;P
SPCE 09APR21 24.0 P	2021-04-10, 06:20:00	10	0.0000	0.0000	0.00	0.00	345.63	345.63	0.00	C;Ep
Total SPCE 09APR21 24.0 P		0			350.00	-4.37	0.00	345.63	36.40	
SPCE 21MAY21 16.0 P	2021-05-08, 03:29:23	-10	0.2000	0.2000	200.00	-7.35	-192.65	0.00	0.00	O;P
SPCE 21MAY21 16.0 P	2021-05-22, 06:20:00	10	0.0000	0.0000	0.00	0.00	192.65	192.65	0.00	C;Ep
Total SPCE 21MAY21 16.0 P		0			200.00	-7.35	0.00	192.65	0.00	
Total					9,862.00	-286.17	-215.65	7,775.40	6,741.70	
Total in AUD					13,279.70	-389.86	-312.97	10,420.59	9,193.13	
Symbol	Date/Time	Quantity	T. Price		Proceeds	Comm in AUD			MTM in AUD	Code
Forex										
USD										
AUD.USD	2020-07-03, 16:06:36	-37,966	0.69309		26,313.85	-0.76			-50.37	L
AUD.USD	2020-08-10, 10:04:58	-24,888	0.71575		17,813.59	-0.50			29.64	L
AUD.USD	2020-08-10, 10:04:59	-2	0.71575		1.43	0.00			0.00	L
AUD.USD	2020-08-18, 23:38:55	-2,879	0.7257		2,089.29	-0.06			5.47	L
AUD.USD	2020-08-21, 09:51:20	0.3365	0.71927		-0.24	0.00			0.00	
AUD.USD	2021-02-12, 14:49:33	1,813	0.7740		-1,403.26	-0.04			4.76	L
AUD.USD	2021-03-03, 10:36:39	7,567	0.78235		-5,920.04	-0.15			-47.36	L
AUD.USD	2021-03-04, 14:22:47	134	0.7788		-104.36	0.00			-1.15	L
AUD.USD	2021-03-30, 12:48:01	5,763	0.7640		-4,402.93	-0.12			-33.46	L
AUD.USD	2021-05-06, 12:38:29	54	0.77455		-41.83	0.00			0.27	L
AUD.USD	2021-05-24, 10:08:30	-7,385	0.77316		5,709.79	-0.15			-19.95	L
AUD.USD	2021-05-26, 09:53:27	0.4872	0.77542		-0.38	0.00			0.00	
AUD.USD	2021-06-04, 12:23:15	-1	0.76595		0.77	0.00			-0.01	L
AUD.USD	2021-06-08, 09:58:06	0.6653	0.77557		-0.52	0.00			0.00	
Total AUD.USD		-57,788.511			40,055.16	-1.77			-112.14	
Total					40,055.16	-1.77			-112.14	
Total in AUD					57,676.37	-1.77			-112.14	



Fees		
Date	Description	Amount
<b>Other Fees</b>		
<b>AUD</b>		
2020-07-03	A*****72:ASX TOTAL PRO FOR JUL 2020 <sup>1</sup>	-101.50
2020-07-03	A*****72:CBOE ONE ADD-ON FOR JUL 2020 <sup>1</sup>	-7.24
2020-07-03	a*****72:Professional US Securities Snapshot Bundle for Jul 2020 <sup>1</sup>	-14.49
2020-07-07	A*****72:CBOE ONE ADD-ON FOR JUN 2020	7.24
2020-07-07	a*****72:Professional US Securities Snapshot Bundle for Jun 2020	14.49
2020-08-06	A*****72:ASX TOTAL PRO FOR AUG 2020 <sup>1</sup>	-101.50
2020-08-06	A*****72:CBOE ONE ADD-ON FOR JUL 2020	7.00
2020-08-06	A*****72:CBOE ONE ADD-ON FOR AUG 2020 <sup>1</sup>	-7.00
2020-08-06	a*****72:Professional US Securities Snapshot Bundle for Jul 2020	14.00
2020-08-06	a*****72:Professional US Securities Snapshot Bundle for Aug 2020 <sup>1</sup>	-14.00
2020-09-04	A*****72:ASX TOTAL PRO FOR SEP 2020 <sup>1</sup>	-101.50
2020-09-04	A*****72:CBOE ONE ADD-ON FOR AUG 2020	6.78
2020-09-04	A*****72:CBOE ONE ADD-ON FOR SEP 2020 <sup>1</sup>	-6.78
2020-09-04	a*****72:Professional US Securities Snapshot Bundle for Aug 2020	13.56
2020-09-04	a*****72:Professional US Securities Snapshot Bundle for Sep 2020 <sup>1</sup>	-13.56
2020-10-06	A*****72:ASX TOTAL PRO FOR OCT 2020 <sup>1</sup>	-101.50
2020-10-06	A*****72:CBOE ONE ADD-ON FOR OCT 2020 <sup>1</sup>	-6.98
2020-10-06	a*****72:Professional US Securities Snapshot Bundle for Oct 2020 <sup>1</sup>	-13.96
2020-11-04	A*****72:ASX TOTAL PRO FOR NOV 2020 <sup>1</sup>	-101.50
2020-11-04	A*****72:CBOE ONE ADD-ON FOR NOV 2020 <sup>1</sup>	-7.11
2020-11-04	a*****72:Professional US Securities Snapshot Bundle for Nov 2020 <sup>1</sup>	-14.23
2020-11-05	A*****72:CBOE ONE ADD-ON FOR OCT 2020	6.99
2020-11-05	a*****72:Professional US Securities Snapshot Bundle for Oct 2020	13.96
2020-12-04	A*****72:ASX TOTAL PRO FOR DEC 2020 <sup>1</sup>	-101.50
2020-12-04	A*****72:CBOE ONE ADD-ON FOR NOV 2020	6.81
2020-12-04	A*****72:CBOE ONE ADD-ON FOR DEC 2020 <sup>1</sup>	-6.81
2020-12-04	a*****72:Professional US Securities Snapshot Bundle for Nov 2020	13.62
2020-12-04	a*****72:Professional US Securities Snapshot Bundle for Dec 2020 <sup>1</sup>	-13.62
2020-12-04	A*****72:UBS_LIVE FOR DEC 2020 <sup>1</sup>	-34.04
2020-12-05	Cancellation for Dec 2020 <sup>1</sup>	34.04
2021-01-07	A*****72:ASX TOTAL PRO FOR JAN 2021 <sup>1</sup>	-109.50
2021-01-07	A*****72:CBOE ONE ADD-ON FOR DEC 2020	6.50
2021-01-07	A*****72:CBOE ONE ADD-ON FOR JAN 2021 <sup>1</sup>	-6.50
2021-01-07	a*****72:Professional US Securities Snapshot Bundle for Dec 2020	13.00
2021-01-07	a*****72:Professional US Securities Snapshot Bundle for Jan 2021 <sup>1</sup>	-13.00
2021-02-03	A*****72:ASX TOTAL PRO FOR FEB 2021 <sup>1</sup>	-109.50

Interest Accruals	
<b>Base Currency Summary</b>	
Starting Accrual Balance	-1.46
Interest Accrued	-1.44
Accrual Reversal	2.91
FX Translation	0.00
Ending Accrual Balance	0.00
<b>AUD</b>	
Starting Accrual Balance	0.00
Interest Accrued	-0.05
Accrual Reversal	0.05
Ending Accrual Balance	0.00
<b>USD</b>	
Starting Accrual Balance	-1.01
Interest Accrued	-1.04
Accrual Reversal	2.05
Ending Accrual Balance	0.00
Ending Accrual Balance in AUD	0.00

## Fees

Date	Description	Amount
2021-02-03	A*****72:CBOE ONE ADD-ON FOR JAN 2021	6.50
2021-02-03	A*****72:CBOE ONE ADD-ON FOR FEB 2021 <sup>1</sup>	-6.54
2021-02-03	a*****72:Professional US Securities Snapshot Bundle for Jan 2021	13.01
2021-02-03	a*****72:Professional US Securities Snapshot Bundle for Feb 2021 <sup>1</sup>	-13.08
2021-03-04	A*****72:ASX TOTAL PRO FOR MAR 2021 <sup>1</sup>	-109.50
2021-03-04	A*****72:CBOE ONE ADD-ON FOR FEB 2021	6.49
2021-03-04	A*****72:CBOE ONE ADD-ON FOR MAR 2021 <sup>1</sup>	-6.49
2021-03-04	a*****72:Professional US Securities Snapshot Bundle for Mar 2021 <sup>1</sup>	-12.98
2021-04-06	A*****72:ASX TOTAL PRO FOR APR 2021 <sup>1</sup>	-109.50
2021-04-06	A*****72:CBOE ONE ADD-ON FOR MAR 2021	6.49
2021-04-06	A*****72:CBOE ONE ADD-ON FOR APR 2021 <sup>1</sup>	-6.58
2021-04-06	a*****72:Professional US Securities Snapshot Bundle for Mar 2021	12.98
2021-04-06	a*****72:Professional US Securities Snapshot Bundle for Apr 2021 <sup>1</sup>	-13.16
2021-05-06	A*****72:ASX TOTAL PRO FOR MAY 2021 <sup>1</sup>	-109.50
2021-05-06	A*****72:CBOE ONE ADD-ON FOR MAY 2021 <sup>1</sup>	-6.48
2021-05-06	a*****72:Professional US Securities Snapshot Bundle for May 2021 <sup>1</sup>	-12.97
2021-06-04	A*****72:ASX TOTAL PRO FOR JUN 2021 <sup>1</sup>	-109.50
2021-06-04	A*****72:CBOE ONE ADD-ON FOR JUN 2021 <sup>1</sup>	-6.48
2021-06-04	a*****72:Professional US Securities Snapshot Bundle for Jun 2021 <sup>1</sup>	-12.97
<b>Total</b>		<b>-1,339.59</b>

### Notes

- Market data is provided by Global Financial Information Services (GmbH). Your local broker collects amounts owed for fees and tax for such data on behalf of Global Financial Information Services (GmbH). Note, you are responsible for any applicable taxes relating to the provision of these services.

## Dividends

Date	Description	Amount
<b>AUD</b>		
2020-06-30	ORA(AU000000ORA8) Cash Dividend AUD 0.373 per Share (Mixed Income)	1,492.00
2020-06-30	ORA(AU000000ORA8) Cash Dividend AUD 0.124 per Share (Mixed Income)	496.00
2020-10-01	ANZ (AU000000ANZ3) Cash Dividend AUD 0.25 (Mixed Income)	250.00
2020-10-13	ORA(AU000000ORA8) Cash Dividend AUD 0.055 per Share (Mixed Income)	176.00
2020-12-17	ANZ (AU000000ANZ3) Cash Dividend AUD 0.35 (Mixed Income)	350.00
2021-04-02	ORA(AU000000ORA8) Cash Dividend AUD 0.065 per Share (Mixed Income)	208.00
<b>Total</b>		<b>2,972.00</b>
<b>USD</b>		
2020-09-16	GOLD(CA0679011084) Cash Dividend USD 0.08 per Share (Ordinary Dividend)	80.00
2020-12-16	GOLD(CA0679011084) Cash Dividend USD 0.09 per Share (Ordinary Dividend)	180.00
2021-03-16	GOLD(CA0679011084) Cash Dividend USD 0.09 per Share (Ordinary Dividend)	270.00
2021-06-16	GOLD(611060) Cash Dividend USD 0.09 per Share (Ordinary Dividend)	270.00
2021-06-16	GOLD(CA0679011084) Cash Dividend USD 0.140511 per Share (Return of Capital)	421.53
<b>Total</b>		<b>1,221.53</b>
<b>Total in AUD</b>		<b>1,594.79</b>
<b>Total Dividends in AUD</b>		<b>4,566.79</b>

## Interest

Date	Description	Amount
<b>AUD</b>		
2021-04-06	AUD Debit Interest for Mar-2021	-0.05
<b>Total</b>		<b>-0.05</b>
<b>USD</b>		
2020-07-06	USD Debit Interest for Jun-2020	-1.01
2020-09-03	USD Debit Interest for Aug-2020	-0.79
2021-06-03	USD Debit Interest for May-2021	-0.25
<b>Total</b>		<b>-2.05</b>
<b>Total in AUD</b>		<b>-2.86</b>
<b>Total Interest in AUD</b>		<b>-2.91</b>

### Withholding Tax

Date	Description	Amount	Code
<b>USD</b>			
2020-09-16	GOLD(CA0679011084) Cash Dividend USD 0.08 per Share - CA Tax	-12.00	
2020-12-16	GOLD(CA0679011084) Cash Dividend USD 0.09 per Share - CA Tax	-27.00	
2021-03-16	GOLD(CA0679011084) Cash Dividend USD 0.09 per Share - CA Tax	-40.50	
2021-06-16	GOLD(611060) Cash Dividend USD 0.09 per Share - CA Tax	-40.50	
<b>Total</b>		<b>-120.00</b>	
<b>Total in AUD</b>		<b>-156.97</b>	

### Deposits & Withdrawals

Date	Description	Amount
<b>AUD</b>		
2021-05-20	Electronic Fund Transfer	18,500.00
<b>Total</b>		<b>18,500.00</b>

### Change in Dividend Accruals

Symbol	Date	Ex Date	Pay Date	Quantity	Tax	Fee	Gross Rate	Gross Amount	Net Amount	Code
<b>Starting Dividend Accruals in AUD</b>									<b>1,988.00</b>	
<b>Stocks</b>										
<b>AUD</b>										
ANZ	2020-08-22	2020-08-24	2020-09-30	1,000	0.00	0.00	0.25	250.00	250.00	Po
ANZ	2020-08-22	2020-08-24	2020-09-30	1,000	0.00	0.00	0.25	250.00	250.00	Po
ANZ	2020-08-22	2020-08-24	2020-09-30	1,000	0.00	0.00	0.25	-250.00	-250.00	Re
ANZ	2020-10-01	2020-08-24	2020-09-30	1,000	0.00	0.00	0.25	-250.00	-250.00	Re
ANZ	2020-11-07	2020-11-09	2020-12-16	1,000	0.00	0.00	0.35	350.00	350.00	Po
ANZ	2020-12-17	2020-11-09	2020-12-16	1,000	0.00	0.00	0.35	-350.00	-350.00	Re
ORA	2020-06-30	2020-06-19	2020-06-29	4,000	0.00	0.00	0.12	-496.00	-496.00	Re
ORA	2020-06-30	2020-06-19	2020-06-29	4,000	0.00	0.00	0.37	-1,492.00	-1,492.00	Re
ORA	2020-09-05	2020-09-07	2020-10-12	3,200	0.00	0.00	0.06	176.00	176.00	Po
ORA	2020-10-13	2020-09-07	2020-10-12	3,200	0.00	0.00	0.06	-176.00	-176.00	Re
ORA	2021-03-03	2021-03-03	2021-04-01	3,200	0.00	0.00	0.06	208.00	208.00	Po
ORA	2021-04-02	2021-03-03	2021-04-01	3,200	0.00	0.00	0.06	-208.00	-208.00	Re
<b>Total</b>					<b>0.00</b>	<b>0.00</b>		<b>-1,988.00</b>	<b>-1,988.00</b>	
<b>USD</b>										
GOLD	2020-08-28	2020-08-28	2020-09-15	1,000	11.37	0.00	0.08	79.99	68.62	Po
GOLD	2020-08-28	2020-08-28	2020-09-15	1,000	12.00	0.00	0.08	80.00	68.00	Po
GOLD	2020-08-28	2020-08-28	2020-09-15	1,000	-11.37	0.00	0.08	-79.99	-68.62	Re
GOLD	2020-09-16	2020-08-28	2020-09-15	1,000	-12.00	0.00	0.08	-80.00	-68.00	Re
GOLD	2020-11-27	2020-11-27	2020-12-15	2,000	27.00	0.00	0.09	180.00	153.00	Po
GOLD	2020-12-16	2020-11-27	2020-12-15	2,000	-27.00	0.00	0.09	-180.00	-153.00	Re
GOLD	2021-02-26	2021-02-26	2021-03-15	3,000	40.42	0.00	0.09	270.00	229.58	Po
GOLD	2021-02-26	2021-02-26	2021-03-15	3,000	40.50	0.00	0.09	270.00	229.50	Po

## Change in Dividend Accruals

Symbol	Date	Ex Date	Pay Date	Quantity	Tax	Fee	Gross Rate	Gross Amount	Net Amount	Code
GOLD	2021-02-26	2021-02-26	2021-03-15	3,000	-40.42	0.00	0.09	-270.00	-229.58	Re
GOLD	2021-03-16	2021-02-26	2021-03-15	3,000	-40.50	0.00	0.09	-270.00	-229.50	Re
GOLD	2021-05-27	2021-05-27	2021-06-15	3,000	40.50	0.00	0.09	270.00	229.50	Po
GOLD	2021-05-27	2021-05-27	2021-06-15	3,000	0.00	0.00	0.14	420.00	420.00	Po
GOLD	2021-06-16	2021-05-27	2021-06-15	3,000	0.00	0.00	0.14	-420.00	-420.00	Re
GOLD	2021-06-16	2021-05-27	2021-06-15	3,000	-40.50	0.00	0.09	-270.00	-229.50	Re
<b>Total</b>					<b>0.00</b>	<b>0.00</b>		<b>0.00</b>	<b>0.00</b>	
<b>Total in AUD</b>					<b>0.66</b>	<b>0.00</b>		<b>-0.24</b>	<b>-0.90</b>	
<b>Total Stocks in AUD</b>					<b>0.66</b>	<b>0.00</b>		<b>-1,988.24</b>	<b>-1,988.90</b>	
<b>Ending Dividend Accruals in AUD</b>									<b>0.00</b>	

## Financial Instrument Information

Symbol	Description	Conid	Security ID	Listing Exch	Multiplier	Type	Code
<b>Stocks</b>							
ANZ	AUST AND NZ BANKING GROUP	4109645	AU000000ANZ3	ASX	1	COMMON	
AVE	AVECHO BIOTECHNOLOGY LTD	368290132	AU0000047441	ASX	1	COMMON	
BHP	BHP GROUP LTD	4036812	AU000000BHP4	ASX	1	COMMON	
FBR	FBR LTD	211683024	AU000000FBR4	ASX	1	COMMON	
GOLD	BARRICK GOLD CORP	611060	CA0679011084	NYSE	1	COMMON	
LER	LEAF RESOURCES LTD	81375946	AU000000LER6	ASX	1	COMMON	
NVTA	INVITAE CORP	183455515	US46185L1035	NYSE	1	COMMON	
ORA	ORORA LTD	139463981	AU000000ORA8	ASX	1	COMMON	
PAR	PARADIGM BIOPHARMACEUTICALS	203422245	AU000000PAR5	ASX	1	COMMON	
SPCE	VIRGIN GALACTIC HOLDINGS INC	388824891	US92766K1060	NYSE	1	COMMON	
SPT	SPLITIT PAYMENTS LTD	357987888	IL0011570806	ASX	1	COMMON	
TMR	TEMPUS RESOURCES LTD	329658490	AU0000017535	ASX	1	COMMON	
VUL	VULCAN ENERGY RESOURCES LTD	392559212	AU0000066086	ASX	1	COMMON	

## Financial Instrument Information

Symbol	Description	Conid	Listing Exch	Multiplier	Expiry	Delivery Month	Type	Strike	Code
<b>Equity and Index Options</b>									
BHPCJ8	BHP 09JUL20 37.5 C	428404523	ASX	100	2020-07-09	2020-07	C	37.5	
GOLD 200702P00026500	GOLD 02JUL20 26.5 P	423360934	CBOE	100	2020-07-02	2020-07	P	26.5	
GOLD 200710C00027500	GOLD 10JUL20 27.5 C	424227983	CBOE	100	2020-07-10	2020-07	C	27.5	
GOLD 200710P00027000	GOLD 10JUL20 27.0 P	424228222	CBOE	100	2020-07-10	2020-07	P	27	
GOLD 200821C00028500	GOLD 21AUG20 28.5 C	435590997		100	2020-08-21	2020-08	C	28.5	
GOLD 200828P00028000	GOLD 28AUG20 28.0 P	432917540	CBOE	100	2020-08-28	2020-08	P	28	
GOLD 201009P00027000	GOLD 09OCT20 27.0 P	442236260	CBOE	100	2020-10-09	2020-10	P	27	
GOLD 201016P00027000	GOLD 16OCT20 27.0 P	441007877	CBOE	100	2020-10-16	2020-10	P	27	
GOLD 201204P00022500	GOLD 04DEC20 22.5 P	451502031	CBOE	100	2020-12-04	2020-12	P	22.5	
GOLD 201218P00022000	GOLD 18DEC20 22.0 P	418193484	CBOE	100	2020-12-18	2020-12	P	22	
GOLD 210108P00022000	GOLD 08JAN21 22.0 P	457369383	CBOE	100	2021-01-08	2021-01	P	22	
GOLD 210212P00021500	GOLD 12FEB21 21.5 P	463185766	CBOE	100	2021-02-12	2021-02	P	21.5	
HES 201231P00047000	HES 31DEC20 47.0 P	454953942	CBOE	100	2020-12-31	2020-12	P	47	
LXRX 210219P00006000	LXRX 19FEB21 6.0 P	461012021	CBOE	100	2021-02-19	2021-02	P	6	
NVTA 210115P00035000	NVTA 15JAN21 35.0 P	368333217	CBOE	100	2021-01-15	2021-01	P	35	
NVTA 210219P00040000	NVTA 19FEB21 40.0 P	461043671	CBOE	100	2021-02-19	2021-02	P	40	
NVTA 210416P00025000	NVTA 16APR21 25.0 P	472211200	CBOE	100	2021-04-16	2021-04	P	25	
NVTA 210521P00030000	NVTA 21MAY21 30.0 P	477585482	CBOE	100	2021-05-21	2021-05	P	30	
NVTA 210716P00027500	NVTA 16JUL21 27.5 P	494417519	CBOE	100	2021-07-16	2021-07	P	27.5	
SPCE 200702P00015000	SPCE 02JUL20 15.0 P	423430875	CBOE	100	2020-07-02	2020-07	P	15	
SPCE 200710C00018500	SPCE 10JUL20 18.5 C	424277547	CBOE	100	2020-07-10	2020-07	C	18.5	
SPCE 200710P00016000	SPCE 10JUL20 16.0 P	424277756	CBOE	100	2020-07-10	2020-07	P	16	
SPCE 200717C00023000	SPCE 17JUL20 23.0 C	399526508	CBOE	100	2020-07-17	2020-07	C	23	
SPCE 200717P00022000	SPCE 17JUL20 22.0 P	399526587	CBOE	100	2020-07-17	2020-07	P	22	
SPCE 200724P00021500	SPCE 24JUL20 21.5 P	425403587	CBOE	100	2020-07-24	2020-07	P	21.5	
SPCE 200731C00027500	SPCE 31JUL20 27.5 C	435943648	CBOE	100	2020-07-31	2020-07	C	27.5	
SPCE 200731P00020500	SPCE 31JUL20 20.5 P	426688480	CBOE	100	2020-07-31	2020-07	P	20.5	
SPCE 200807P00019000	SPCE 07AUG20 19.0 P	429809190	CBOE	100	2020-08-07	2020-08	P	19	
SPCE 201002P00018500	SPCE 02OCT20 18.5 P	439515476	CBOE	100	2020-10-02	2020-10	P	18.5	
SPCE 201016C00025500	SPCE 16OCT20 25.5 C	449437713	CBOE	100	2020-10-16	2020-10	C	25.5	
SPCE 201016P00019500	SPCE 16OCT20 19.5 P	446447330	CBOE	100	2020-10-16	2020-10	P	19.5	
SPCE 201106P00018500	SPCE 06NOV20 18.5 P	447169767	CBOE	100	2020-11-06	2020-11	P	18.5	
SPCE 201120P00023500	SPCE 20NOV20 23.5 P	450965185	CBOE	100	2020-11-20	2020-11	P	23.5	
SPCE 201218P00023000	SPCE 18DEC20 23.0 P	450459470	CBOE	100	2020-12-18	2020-12	P	23	
SPCE 201224P00021500	SPCE 24DEC20 21.5 P	453748513	CBOE	100	2020-12-24	2020-12	P	21.5	
SPCE 210108P00021500	SPCE 08JAN21 21.5 P	457429647	CBOE	100	2021-01-08	2021-01	P	21.5	
SPCE 210115P00023500	SPCE 15JAN21 23.5 P	461756589	CBOE	100	2021-01-15	2021-01	P	23.5	
SPCE 210122P00028500	SPCE 22JAN21 28.5 P	458706871	CBOE	100	2021-01-22	2021-01	P	28.5	
SPCE 210129P00030000	SPCE 29JAN21 30.0 P	457664780	CBOE	100	2021-01-29	2021-01	P	30	
SPCE 210305P00022000	SPCE 05MAR21 22.0 P	474323711	CBOE	100	2021-03-05	2021-03	P	22	
SPCE 210409P00024000	SPCE 09APR21 24.0 P	474325318	CBOE	100	2021-04-09	2021-04	P	24	
SPCE 210521P00016000	SPCE 21MAY21 16.0 P	475489184	CBOE	100	2021-05-21	2021-05	P	16	

## Codes

Code	Meaning	Code (Cont.)	Meaning (Cont.)
A	Assignment	LI	Last In, First Out (LIFO) tax basis election
ADR	ADR Fee Accrual	LT	Long Term P/L
AEx	Automatic exercise for dividend-related recommendation.	Lo	Direct Loan
Adj	Adjustment	M	Entered manually by IB
Al	Allocation	MEx	Manual exercise for dividend-related recommendation.
Aw	Away Trade	ML	Maximize Losses tax basis election
B	Automatic Buy-in	MLG	Maximize Long Term Gain tax basis election
Bo	Direct Borrow	MLL	Maximize Long Term Loss tax basis election
C	Closing Trade	MSG	Maximize Short Term Gain tax basis election
CD	Cash Delivery	MSL	Maximize Short Term Loss tax basis election
CP	Complex Position	O	Opening Trade
Ca	Cancelled	P	Partial Execution
Co	Corrected Trade	PI	Price Improvement
Cx	Part or all of this transaction was a Crossing executed as dual agent by IB for two IB customers	Po	Interest or Dividend Accrual Posting
ETF	ETF Creation/Redemption	Pr	Part or all of this transaction was executed by the Exchange as a Crossing by IB against an IB affiliate and is therefore classified as a Principal and not an agency trade
Ep	Resulted from an Expired Position	R	Dividend Reinvestment
Ex	Exercise	RED	Redemption to Investor
FP	IB acted as principal for the fractional share portion of this trade	RP	IB acted as riskless principal for the fractional share portion of this trade
FPA	IB acted as principal for the fractional share portion and as agent for the whole share portion of this trade	RPA	IB acted as riskless principal for the fractional share portion and as agent for the whole share portion of this trade
G	Trade in Guaranteed Account Segment	Re	Interest or Dividend Accrual Reversal
HC	Highest Cost tax basis election	Ri	Reimbursement
HFI	Investment Transferred to Hedge Fund	SI	This order was solicited by Interactive Brokers
HFR	Redemption from Hedge Fund	SL	Specific Lot tax basis election
I	Internal Transfer	SO	This order was marked as solicited by your Introducing Broker
IA	This transaction was executed against an IB affiliate	SS	Customer designated this trade for shortened settlement and so is subject to execution at prices above the prevailing market
INV	Investment Transfer from Investor	ST	Short Term P/L
IPO	This transaction was executed as part of an IPO in which IB was a member of the selling group and is classified as a Principal trade.	T	Transfer
L	Ordered by IB (Margin Violation)	Un	Unvested shares from stock grant
LD	Adjusted by Loss Disallowed from Wash Sale		

## Notes/Legal Notes

### Notes

- This statement has been prepared by Interactive Brokers Australia Pty Ltd AFSL 453554, ABN 98 166 929 568, Level 40, Grosvenor Place, 255 George Street, Sydney NSW to confirm the Transactions covered herein. IBA is a participant of ASX market, the ASX 24 market and the Chi-X Australia market.
- Transactions in products on Australia exchanges which settle via CHESS ((including ordinary shares, units, bonds, hybrids, CDIs, exchange-traded Australian Government Bonds (AGBs) , exchange-traded products (including ETFs), warrants and instalments)) settle on trade date plus two days, i.e. T+2, and options and futures settle on trade date plus one day, i.e. T+1. Share (including stock) transactions on international exchanges generally settle on trade date plus 3 days, i.e. T+3 (some exchanges have longer or shorter settlement periods) and options and futures traded on international exchanges settle on the trade date plus one day, i.e. T+1. A reference to a "trade date" is a reference to the trade date in the place where the market for the relevant product is located. Ending settled cash reflects the cash which has actually settled.
- Initial and maintenance margin requirements are available within the Account Window of the Trader Workstation.
- Quantities preceded by a "-" sign indicate sell transactions. Other transactions are purchases.
- In case of partial executions, commissions are charged on the total quantity executed on the original order. The commission is displayed on the first partial execution only.
- Each closed lot indicated above with a reference to note (6) was chosen by the end of the trading day to be sold versus the specific opening purchase identified in that row.

## Notes/Legal Notes

7. Times are displayed in Australian Eastern Standard Time (AEST)/Australian Eastern Daylight Savings Time (AEDT); there will therefore be a difference between the times reported in this statement/report and the times that a trade is reported by the exchange to have occurred in markets which operate in a different time zone. This report covers the period which begins at 10am on a given day through to 10am on the day following the given day unless otherwise indicated.
8. You are responsible for promptly checking this statement. You must immediately notify IBA if you become aware that there is an error in this statement. We are entitled to assume that the trades confirmed in this statement are correct unless you notify us of any error within 24 hours following IBA (or someone on its behalf) giving you this statement. If IBA confirms execution or cancellation in error and you delay reporting such error, IBA reserves the right to remove the Transaction from the account or require you to accept the Transaction, in IBA's absolute discretion. Please contact the Interactive Brokers Australia Customer Service Department through by lodging a ticket via account management or via the other means outlined on our website. You may also contact IB by phone, but if you report an error by phone, you should reconfirm such oral communication in writing.
9. Unless otherwise noted, Interactive Brokers acted as agent in the execution of all exchange traded products. IBA acts as principal in all over-the-counter transactions, including foreign currency spot and contracts for difference.
10. All VWAP trades are effected pursuant to an average price formula based on a reference price provided by a third-party data provider. Additional information and reference prices are available upon request. IBA, as agent, effects VWAP transactions through a market making affiliate, which acts as principal in such transactions and may have a long or short position in the security and may have profited or lost in connection with the transaction.
11. All reports, statements and confirmations issued by IBA are subject to the Applicable Laws, the directions, decisions and requirements of the relevant market operator, the clearing rules and where relevant, the relevant settlement rules, the customs and usages of the relevant financial market and the correction of errors and omissions.
12. Trades in Cash Market Products (as that term is defined in the relevant market integrity rules) on ASX and Chi-X Australia are cleared by BNP Paribas Securities Services, ARBN 149 440 291, AFSL 402467, who is a participant of ASX Clear Pty Ltd and ASX Settlement Pty Ltd. Trades in Derivative Products on ASX and all products on ASX 24 are cleared by Interactive Brokers Australia as a participant of ASX Clear Pty Ltd and ASX Clear (Futures) Pty Ltd. If your transaction was a crossing transaction, IBA may have either acted on behalf of (i) both the buyer and seller of this transaction, or (ii) on behalf of the buyer or seller on one side of the transaction and act as Principal on the other side. Under the Corporations Act 2001, where IBA enters into an exchange traded derivatives on a customer's behalf, IB is regarded as having issued the derivative to the customer.
13. Applicable fees for your transactions is available on the Interactive Brokers Australia website [www.interactivebrokers.com.au](http://www.interactivebrokers.com.au) under "Pricing".
14. Borrow Fee Rate represents the cost to borrow stock expressed in percent per annum. It is applied to the cash collateral amount on the stock borrow contract and is separate from any interest earned on credit cash balances. Similarly, Loan Fee Rate represents the benefit to lend stock. A positive rate indicates a cost to the borrower/benefit to the lender and a negative rate indicates a benefit to the borrower/cost to the lender. In general, the fee rates for hard-to-borrow stocks are higher than for normal availability stocks.
15. The closing prices on this Activity Statement are indicative and may come from third-party sources. While Interactive Brokers Australia reasonably believes the information presented in this statement is correct, Interactive Brokers Australia does not warrant the accuracy of the prices provided by third-party sources.
16. All Market Data and Research services are provided through Global Financial Information Services (GmbH).
17. Market data is provided by Global Financial Information Services (GmbH). Your local broker collects amounts owed for fees and tax for such data on behalf of Global Financial Information Services (GmbH). Note, you are responsible for any applicable taxes relating to the provision of these services.

### Offshore Markets Notes: The following specific notices relate to transactions occurring on non-Australian markets only:

18. Affiliates of Interactive Brokers Australia receive compensation from fund companies in connection with the purchase and holding of mutual fund shares by customers of Interactive Brokers LLC. Such compensation includes, but is not limited to, Rule 12b-1 fees which are paid out of the funds assets. The source and amount of any remuneration received will be furnished upon written request of the customer.
19. The following entities clear non-Australian exchange transactions: Interactive Brokers LLC; Interactive Brokers Canada Inc.; Interactive Brokers Hong Kong Limited; Interactive Brokers Securities Japan, Inc.; Interactive Brokers (U.K.) Limited; Timber Hill Europe AG; Timber Hill LLC; ABN Amro Clearing Singapore Pte. Ltd.; BBVA Bancomer, S.A.; BNP Paribas Securities Services, Milan Branch; Citibank International plc; Euroclear Bank S.A./N.V.; Shinhan Securities Co., Ltd.; Skandinaviska Enskilda Banken AB.; Skandinaviska Enskilda Merchang Banking, Oslo Branch
20. Trades marked with the exchange indicator of TMBR were effected by IBA as agent through a market making affiliate, which acted as principal in the transaction and may have a long or short position in the security and may have profited or lost in connection with the transaction.
21. Affiliates of IBA may also receive liquidity rebates from Alternative Trading Systems and exchanges for certain orders. Affiliates of IBA may receive payment for some option orders pursuant to exchange-mandated marketing fee programs or other arrangements. Affiliates of IBA do not generally accept payment for order flow for security futures orders. The source and nature of any compensation received by an affiliate of IBA in connection with any transaction is available upon written request of the customer. For further information, including a full list of IBA's affiliates, check the IB AU website or email [help@interactivebrokers.com](mailto:help@interactivebrokers.com).

# 85000 - Income Tax Payable/Refundable

2021 Financial Year

Preparer Louise Montiel

Reviewer Steven Lee

Status Completed

Account Code	Description	CY Balance	LY Balance	Change
85000	Income Tax Payable/Refundable	(\$4,996.73)	(\$1,746.90)	186.03%
<b>TOTAL</b>		<b>CY Balance</b>	<b>LY Balance</b>	
		(\$4,996.73)	(\$1,746.90)	

## Supporting Documents

- Exempt Pension Reconciliation [Report](#)
- Statement of Taxable Income [Report](#)
- Non Deductible Expense Reconciliation [Report](#)
- Tax Reconciliation Report [Report](#)
- ATO\_Income Tax.pdf [85000](#)

## Standard Checklist

- Attach Actuarial Certificate (if applicable)
- Attach any other Tax reconciliations
- Attach copy of Exempt Pension Reconciliation (if applicable)
- Attach copy of Non Deductible Expense Reconciliation (if applicable)
- Attach copy of Statement of Taxable Income
- Attach copy of Tax Reconciliation Report
- Confirm Transactions in ATO Portal



A & E Super Fund

# Exempt Current Pension Income Reconciliation

For The Period 01 July 2020 - 30 June 2021

	Date	Account Code	Account Description	Taxable Amount	Actuary/Pool %	Exempt Amount
<b>Segment - 01 July 2020 to 30 June 2021</b>						
<b>Label C</b>						
	31/07/2020	25000/STG449882533	St George DIY Super Saver ***533	0.03		
	31/08/2020	25000/STG449882533	St George DIY Super Saver ***533	0.03		
	30/09/2020	25000/STG449882533	St George DIY Super Saver ***533	0.05		
	31/10/2020	25000/STG449882533	St George DIY Super Saver ***533	0.09		
	30/11/2020	25000/STG449882533	St George DIY Super Saver ***533	0.10		
	31/12/2020	25000/STG449882533	St George DIY Super Saver ***533	0.11		
	30/01/2021	25000/STG449882533	St George DIY Super Saver ***533	0.12		
	27/02/2021	25000/STG449882533	St George DIY Super Saver ***533	0.12		
	31/03/2021	25000/STG449882533	St George DIY Super Saver ***533	0.14		
	30/04/2021	25000/STG449882533	St George DIY Super Saver ***533	0.15		
	31/05/2021	25000/STG449882533	St George DIY Super Saver ***533	0.10		
	30/06/2021	25000/STG449882533	St George DIY Super Saver ***533	0.03		
			<b>Total</b>	1.07	0.000 %	<b>0.00</b>
<b>Label D1</b>						
	30/06/2021	23900/A&E00004_INTERAC	Interactive Brokers Account	4,723.76		
			<b>Total</b>	4,723.76	0.000 %	<b>0.00</b>
<b>Total Segment ECPI *</b>						<b>0.00</b>

**A & E Super Fund**

**Exempt Current Pension Income Reconciliation**

For The Period 01 July 2020 - 30 June 2021

---

<b>Date</b>	<b>Account Code</b>	<b>Account Description</b>	<b>Taxable Amount</b>	<b>Actuary/Pool %</b>	<b>Exempt Amount</b>
				<b>SMSF Annual Return Rounding</b>	<b>0.00</b>
				<b>Total ECPI</b>	<b>0.00</b>

\* Total Segment ECPI does not include ECPI amounts from Label A. The total ECPI from Label A is shown separately at the start of the report.

---

A & E Super Fund

# Pension Non Deductible Expense Report

For The Period 01 July 2020 - 30 June 2021

	Date	Account Code	Account Description	Amount	Expense %	Deductible	Non Deductible
<b>Segment - 01 July 2020 to 30 June 2021</b>							
<b>Label A</b>							
	30/06/2021	37900	Interest Paid	2.91			
			<b>Total</b>	2.91	0.000 %	2.91	0.00
<b>Label H</b>							
	30/06/2021	30700	Auditor's Remuneration	550.00			
			<b>Total</b>	550.00	0.000 %	550.00	0.00
<b>Label I</b>							
	24/07/2020	37500/979447691	Investment Expenses	330.00			
	19/05/2021	37500/979447691	Investment Expenses	300.00			
	30/06/2021	37500/A&E00004_INTERAC	Interactive Brokers Account	153.19			
	30/06/2021	37500/A&E00004_INTERAC	Interactive Brokers Account	1,339.59			
			<b>Total</b>	2,122.78	0.000 %	2,122.78	0.00
<b>Label J</b>							
	09/07/2020	31500	Bank Charges	2.00			
	30/06/2021	30100	Accountancy Fees	550.00			
	08/10/2020	30800	ASIC Fees	55.00			
			<b>Total</b>	607.00	0.000 %	607.00	0.00

A & E Super Fund

# Pension Non Deductible Expense Report

For The Period 01 July 2020 - 30 June 2021

---

Date	Account Code	Account Description	Amount	Expense %	Deductible	Non Deductible
<b>Label J</b>						
			<b>Total Segment Expenses</b>		<b>3,282.69</b>	<b>0.00</b>
			<b>Total Expenses *</b>		<b>3,282.69</b>	<b>0.00</b>

---

\* General expense percentage - 0.000 %

\* Investment expense percentage - 0.000 %

---

## A & E Super Fund

# Statement of Taxable Income

For the year ended 30 June 2021

---

	2021
	\$
Benefits accrued as a result of operations	13,587.90
<b>Less</b>	
Other Non Taxable Income	(5,592.23)
	<u>(5,592.23)</u>
<b>Add</b>	
Decrease in MV of investments	3,374.65
Foreign Credits	156.97
	<u>3,531.62</u>
SMSF Annual Return Rounding	0.25
	<u>0.25</u>
<b>Taxable Income or Loss</b>	<u>22,712.00</u>
Income Tax on Taxable Income or Loss	3,406.80
<b>Less</b>	
Foreign Credits	156.97
	<u>156.97</u>
<b>CURRENT TAX OR REFUND</b>	<u>3,249.83</u>
Supervisory Levy	259.00
	<u>259.00</u>
<b>AMOUNT DUE OR REFUNDABLE</b>	<u>3,508.83</u>

\* Distribution tax components review process has not been completed for the financial year.

## A & E Super Fund

# Tax Reconciliation Report

For the year ended 30 June 2021

Tax Return Label	Date	Account Code	Account Name	Amount \$
<b>C - Income - Gross interest</b>				
	31/07/2020	25000/STG449882533	St George DIY Super Saver ***533	0.03
	31/08/2020	25000/STG449882533	St George DIY Super Saver ***533	0.03
	30/09/2020	25000/STG449882533	St George DIY Super Saver ***533	0.05
	31/10/2020	25000/STG449882533	St George DIY Super Saver ***533	0.09
	30/11/2020	25000/STG449882533	St George DIY Super Saver ***533	0.10
	31/12/2020	25000/STG449882533	St George DIY Super Saver ***533	0.11
	30/01/2021	25000/STG449882533	St George DIY Super Saver ***533	0.12
	27/02/2021	25000/STG449882533	St George DIY Super Saver ***533	0.12
	31/03/2021	25000/STG449882533	St George DIY Super Saver ***533	0.14
	30/04/2021	25000/STG449882533	St George DIY Super Saver ***533	0.15
	31/05/2021	25000/STG449882533	St George DIY Super Saver ***533	0.10
	30/06/2021	25000/STG449882533	St George DIY Super Saver ***533	0.03
<b>Sub-Total</b>				<b>1.07</b>
<b>Ignore Cents</b>				<b>0.07</b>
<b>Total</b>				<b>1.00</b>
<b>D1 - Income - Gross foreign income</b>				
	30/06/2021	23900/A&E00004_INTERACTIVE	Interactive Brokers Account	4,723.76
<b>Sub-Total</b>				<b>4,723.76</b>
<b>Ignore Cents</b>				<b>0.76</b>
<b>Total</b>				<b>4,723.00</b>
<b>D - Income - Net foreign income</b>				
	30/06/2021	23900/A&E00004_INTERACTIVE	Interactive Brokers Account	4,723.76
<b>Sub-Total</b>				<b>4,723.76</b>
<b>Ignore Cents</b>				<b>0.76</b>
<b>Total</b>				<b>4,723.00</b>
<b>R1 - Assessable employer contributions</b>				
	04/08/2020	24200/HARAAR00002A	(Contributions) Harding, Aaron - Accumulation (Accumulation)	1,096.04
	04/09/2020	24200/HARAAR00002A	(Contributions) Harding, Aaron - Accumulation (Accumulation)	1,096.04
	17/09/2020	24200/HARAAR00002A	(Contributions) Harding, Aaron - Accumulation (Accumulation)	6,247.82
	05/10/2020	24200/HARAAR00002A	(Contributions) Harding, Aaron - Accumulation (Accumulation)	46.98
	05/10/2020	24200/HARAAR00002A	(Contributions) Harding, Aaron - Accumulation (Accumulation)	1,096.04
	06/11/2020	24200/HARAAR00002A	(Contributions) Harding, Aaron - Accumulation (Accumulation)	1,135.51
	03/12/2020	24200/HARAAR00002A	(Contributions) Harding, Aaron - Accumulation (Accumulation)	1,096.04
	31/12/2020	24200/HARAAR00002A	(Contributions) Harding, Aaron - Accumulation (Accumulation)	1,096.04
	11/02/2021	24200/HARAAR00002A	(Contributions) Harding, Aaron - Accumulation (Accumulation)	1,111.83
	04/03/2021	24200/HARAAR00002A	(Contributions) Harding, Aaron - Accumulation (Accumulation)	1,096.04
	01/04/2021	24200/HARAAR00002A	(Contributions) Harding, Aaron -	1,096.04

## A & E Super Fund

# Tax Reconciliation Report

For the year ended 30 June 2021

Tax Return Label	Date	Account Code	Account Name	Amount \$
<b>R1 - Assessable employer contributions</b>				
			Accumulation (Accumulation)	
	06/05/2021	24200/HARAAR00002A	(Contributions) Harding, Aaron - Accumulation (Accumulation)	1,141.61
	28/05/2021	24200/HARAAR00002A	(Contributions) Harding, Aaron - Accumulation (Accumulation)	1,646.62
	28/05/2021	24200/HARAAR00002A	(Contributions) Harding, Aaron - Accumulation (Accumulation)	1,125.35
	21/06/2021	24200/HARAAR00002A	(Contributions) Harding, Aaron - Accumulation (Accumulation)	1,141.61
<b>Sub-Total</b>				<b>21,269.61</b>
<b>Ignore Cents</b>				<b>0.61</b>
<b>Total</b>				<b>21,269.00</b>
<b>R - Assessable contributions (R1 plus R2 plus R3 less R6)</b>				
			Assessable employer contributions	21,269.61
<b>Sub-Total</b>				<b>21,269.61</b>
<b>Ignore Cents</b>				<b>0.61</b>
<b>Total</b>				<b>21,269.00</b>
<b>W - GROSS INCOME (Sum of labels A to U)</b>				
				25,993.00
<b>Sub-Total</b>				<b>25,993.00</b>
<b>Ignore Cents</b>				<b>0.00</b>
<b>Total</b>				<b>25,993.00</b>
<b>V - TOTAL ASSESSABLE INCOME (W less Y)</b>				
				25,993.00
<b>Sub-Total</b>				<b>25,993.00</b>
<b>Ignore Cents</b>				<b>0.00</b>
<b>Total</b>				<b>25,993.00</b>
<b>A1 - Expenses - Interest expenses within Australia</b>				
	30/06/2021	37900	Interest Paid	2.91
<b>Sub-Total</b>				<b>2.91</b>
<b>Ignore Cents</b>				<b>0.91</b>
<b>Total</b>				<b>2.00</b>
<b>H1 - Expenses - SMSF auditor fee</b>				
	30/06/2021	30700	Auditor's Remuneration	550.00
<b>Sub-Total</b>				<b>550.00</b>
<b>Ignore Cents</b>				<b>0.00</b>
<b>Total</b>				<b>550.00</b>
<b>I1 - Expenses - Investment expenses</b>				
	30/06/2021	37500/A&E00004_INTERA	Interactive Brokers Account CTIVE	1,339.59
	30/06/2021	37500/A&E00004_INTERA	Interactive Brokers Account CTIVE	153.19
	24/07/2020	37500/979447691	Investment Expenses	330.00
	19/05/2021	37500/979447691	Investment Expenses	300.00

## A & E Super Fund

# Tax Reconciliation Report

For the year ended 30 June 2021

Tax Return Label	Date	Account Code	Account Name	Amount \$
<b>I1 - Expenses - Investment expenses</b>				
Sub-Total				2,122.78
Ignore Cents				0.78
Total				2,122.00
<b>J1 - Expenses - Management and administration expenses</b>				
	30/06/2021	30100	Accountancy Fees	550.00
	08/10/2020	30800	ASIC Fees	55.00
	09/07/2020	31500	Bank Charges	2.00
Sub-Total				607.00
Ignore Cents				0.00
Total				607.00
<b>N - TOTAL DEDUCTIONS</b>				
				3,281.00
Sub-Total				3,281.00
Ignore Cents				0.00
Total				3,281.00
<b>O - TAXABLE INCOME OR LOSS</b>				
				22,712.00
Sub-Total				22,712.00
Ignore Cents				0.00
Total				22,712.00
<b>Z - TOTAL SMSF EXPENSES</b>				
				3,281.00
Sub-Total				3,281.00
Ignore Cents				0.00
Total				3,281.00
<b>A - Taxable income</b>				
				22,712.00
Sub-Total				22,712.00
Ignore Cents				0.00
Total				22,712.00
<b>T1 - Tax on taxable income</b>				
				3,406.80
Sub-Total				3,406.80
Ignore Cents				0.00
Total				3,406.80
<b>B - Gross Tax</b>				
				3,406.80
Sub-Total				3,406.80
Ignore Cents				0.00
Total				3,406.80



## A & E Super Fund

# Tax Reconciliation Report

For the year ended 30 June 2021

Tax Return Label	Date	Account Code	Account Name	Amount \$
<b>C1 - Foreign income tax offset</b>				
	30/06/2021	23900/A&E00004_INTERACTIVE	Interactive Brokers Account	156.97
<b>Sub-Total</b>				<b>156.97</b>
<b>Ignore Cents</b>				<b>0.00</b>
<b>Total</b>				<b>156.97</b>
<b>C - Non-refundable non-carry forward tax offsets</b>				
				156.97
<b>Sub-Total</b>				<b>156.97</b>
<b>Ignore Cents</b>				<b>0.00</b>
<b>Total</b>				<b>156.97</b>
<b>T2 - SUBTOTAL</b>				
				3,249.83
<b>Sub-Total</b>				<b>3,249.83</b>
<b>Ignore Cents</b>				<b>0.00</b>
<b>Total</b>				<b>3,249.83</b>
<b>T3 - SUBTOTAL 2</b>				
				3,249.83
<b>Sub-Total</b>				<b>3,249.83</b>
<b>Ignore Cents</b>				<b>0.00</b>
<b>Total</b>				<b>3,249.83</b>
<b>T5 - TAX PAYABLE</b>				
				3,249.83
<b>Sub-Total</b>				<b>3,249.83</b>
<b>Ignore Cents</b>				<b>0.00</b>
<b>Total</b>				<b>3,249.83</b>
<b>L - Supervisory levy</b>				
				259.00
<b>Sub-Total</b>				<b>259.00</b>
<b>Ignore Cents</b>				<b>0.00</b>
<b>Total</b>				<b>259.00</b>
<b>S - AMOUNT DUE OR REFUNDABLE</b>				
				3,508.83
<b>Sub-Total</b>				<b>3,508.83</b>
<b>Ignore Cents</b>				<b>0.00</b>
<b>Total</b>				<b>3,508.83</b>



**Agent** SUPERHELP AUSTRALIA PTY LTD  
**Client** THE TRUSTEE FOR A & E SUPER FUND  
**ABN** 54 247 061 947  
**TFN** 141 563 314

## Income tax 002

<b>Date generated</b>	07 March 2023
<b>Overdue</b>	\$0.00
<b>Not yet due</b>	\$0.00
<b>Balance</b>	\$0.00

## Transactions

4 results found - from **07 March 2021** to **07 March 2023** sorted by **processed date** ordered **newest to oldest**

Processed date	Effective date	Description	Debit (DR)	Credit (CR)	Balance
16 Nov 2022	16 Nov 2022	General interest charge			\$0.00
16 Nov 2022	15 Nov 2022	Payment received		\$2,005.90	\$0.00
1 Nov 2022	1 Jul 2021	General interest charge			\$2,005.90 DR
18 Oct 2022	15 Jun 2021	Tax return Self Man Superfund - Income Tax for the period from 01 Jul 19 to 30 Jun 20	\$2,005.90		\$2,005.90 DR

# 88000 - Sundry Creditors

2021 Financial Year

**Preparer** Lousse Montiel

**Reviewer** Steven Lee

**Status** Completed

Account Code	Description	CY Balance	LY Balance	Change
88000	Sundry Creditors	(\$1,100.00)	(\$1,523.00)	(27.77)%
<b>TOTAL</b>		<b>CY Balance</b>	<b>LY Balance</b>	
		(\$1,100.00)	(\$1,523.00)	

## Supporting Documents

- General Ledger [Report](#)
- INV-0804.pdf [88000](#)

## Standard Checklist

- Attach all source documentation and confirmations of Liability

# A & E Super Fund General Ledger

As at 30 June 2021

Transaction Date	Description	Units	Debit	Credit	Balance \$
<b>Sundry Creditors (88000)</b>					
Sundry Creditors (88000)					
01/07/2020	Opening Balance				1,523.00 CR
25/07/2020	Internet Withdrawal 2019 Superhelp Fe	25Jul06:25 2018 &	988.00		535.00 CR
27/08/2020	Internet Withdrawal Superfund	27Aug08:11 A & E	535.00		0.00 DR
30/06/2021	Fee Accrual			1,100.00	1,100.00 CR
			<b>1,523.00</b>	<b>1,100.00</b>	<b>1,100.00 CR</b>

**Total Debits: 1,523.00**

**Total Credits: 1,100.00**



# TAX INVOICE

A & E Super

**Invoice Date**  
30 May 2022

**Invoice Number**  
INV-0804

**ABN**  
60 061 126 663

SuperHelp Australia  
PTY LTD  
PO Box 1906  
MACQUARIE  
CENTRE NSW 2113  
AUSTRALIA

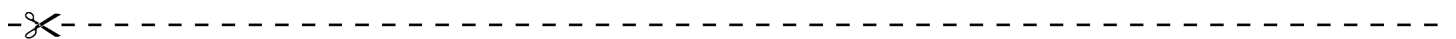
Item	Description	Quantity	Unit Price	GST	Amount AUD
EOY	SMSF Annual Administration	1.00	1,100.00	10%	1,100.00
INCLUDES GST 10%					100.00
<b>TOTAL AUD</b>					1,100.00
Less Amount Paid					1,100.00
<b>AMOUNT DUE AUD</b>					<b>0.00</b>

## Due Date: 13 Jun 2022

Please pay the balance of our fees by direct credit into our bank account.

OUR BANK DETAILS (Use your name or your SMSF name as the reference):

Account Name: Superhelp Australia Pty Ltd  
Bank: Commonwealth Bank  
BSB: 06 2099  
Account Number: 1041 7929



## PAYMENT ADVICE

To: SuperHelp Australia PTY LTD  
PO Box 1906  
MACQUARIE CENTRE NSW 2113  
AUSTRALIA

**Customer** A & E Super  
**Invoice Number** INV-0804

**Amount Due** 0.00  
**Due Date** 13 Jun 2022

**Amount Enclosed**

Enter the amount you are paying above

# 89000 - Deferred Tax Liability/Asset

2021 Financial Year

**Preparer** Lousse Montiel

**Reviewer** Steven Lee

**Status** Completed

Account Code	Description	CY Balance	LY Balance	Change
89000	Deferred Tax Liability/Asset	\$1,968.21	\$800.78	145.79%
<b>TOTAL</b>		<b>CY Balance</b>	<b>LY Balance</b>	
		\$1,968.21	\$800.78	

## Supporting Documents

- Deferred Tax Reconciliation Report [Report](#)

## Standard Checklist

- Attach all source documentation and confirmations of Liability
- Attach copy of Deferred Tax Reconciliation Report

## A & E Super Fund

# Deferred Tax Reconciliation

For The Period 01 July 2020 - 30 June 2021

Investment Code	Investment Name	Revaluation/Tax Deferred	Permanent Difference (Non-Assessable)	Temporary Difference (Assessable)	Temporary Difference (Accumulation Portion)
<b>Revaluations</b>					
A&E00004_INTERACTIVE	Interactive Brokers Account	(3,374.65)	(1,124.88)	(2,249.77)	(2,249.77)
		(3,374.65)	(1,124.88)	(2,249.77)	(2,249.77)
<b>Total</b>		(3,374.65)	(1,124.88)	(2,249.77)	(2,249.77)
<b>Deferred Tax Liability (Asset) Summary</b>					
<b>Opening Balance</b>		(800.78)			
Current Year Transactions		(337.47)			
Total Capital Losses		(829.96)			
Total Tax Losses		0.00			
Deferred Tax WriteBacks/Adjustment		0.00			
Capital Loss carried forward recouped		0.00			
Tax Loss carried forward recouped		0.00			
<b>Closing Balance</b>		(1,968.21)			

# A - Financial Statements

2021 Financial Year

---

**Preparer** Lousse Montiel

**Reviewer** Steven Lee

**Status** Completed

## Supporting Documents

No supporting documents

## Standard Checklist

- Attach copy of Financial Statements
- Attach copy of SMSF Annual Return



# B - Permanent Documents

2021 Financial Year

---

**Preparer** Louise Montiel

**Reviewer** Steven Lee

**Status** Completed

## Supporting Documents

- Fund Summary Report Report
- ABN Lookup.pdf
- Super Fund Lookup.pdf

## Standard Checklist

- Attach latest copy of ASIC annual company statement (if corporate trustee)
- Ensure latest copies of ATO Trustee Declarations and ATO confirmation that the fund is a regulated fund is attached
- Ensure latest copies of trustee consents, member consents and registers are attached
- Ensure latest copy of trust deed (including amendments) are attached
- Use [Australian Business Register](#) to ensure details are correct
- Use [Super Fund Lookup](#) to check the eligibility to receive rollovers and contributions

## A & E Super Fund

# Fund Summary Report

As at 30/06/2021

### Fund Details

Date Formed: 17/08/2017

Tax File Number: Provided

ABN: 54247061947

Period: 01/07/2020 - 30/06/2021

Fund Type: SMSF

### Postal Address:

60 St George Crescent

Sandy Point, New South Wales 2172

### Physical Address:

60 St George Crescent

Sandy Point, New South Wales 2172

### Members

Number of Members: 2

Name	Age	Member Accounts	Pension Accounts	Tax File Number	Beneficiary Details
Harding, Aaron	48	1	0	Provided	Not Provided
Harding, Evangelia	40	1	0	Provided	Not Provided

### Fund Relationships

Relationship Type	Contact
Error - «item_RelationShips.RelationShipType» - Variable does not exist	Error - «item_RelationShips.RelationShipTypeContact» - Variable does not exist
Error - «item_RelationShips.RelationShipType» - Variable does not exist	Error - «item_RelationShips.RelationShipTypeContact» - Variable does not exist
Error - «item_RelationShips.RelationShipType» - Variable does not exist	Error - «item_RelationShips.RelationShipTypeContact» - Variable does not exist
Error - «item_RelationShips.RelationShipType» - Variable does not exist	Error - «item_RelationShips.RelationShipTypeContact» - Variable does not exist
Error - «item_RelationShips.RelationShipType» - Variable does not exist	Error - «item_RelationShips.RelationShipTypeContact» - Variable does not exist

A & E Super Fund

# Fund Summary Report

As at 30/06/2021

---



## Current details for ABN 54 247 061 947

### ABN details

Entity name:	The Trustee for A & E Super Fund
ABN status:	Active from 14 Aug 2017
Entity type:	Superannuation Fund
Goods & Services Tax (GST):	Not currently registered for GST
Main business location:	NSW 2172

### Super Fund Lookup

[Use Super Fund Lookup](#) to check the eligibility of **The Trustee for A & E Super Fund** to receive rollovers and contributions

### Deductible gift recipient status

Not entitled to receive tax deductible gifts

#### Disclaimer

The Registrar makes every reasonable effort to maintain current and accurate information on this site. The Commissioner of Taxation advises that if you use ABN Lookup for information about another entity for taxation purposes and that information turns out to be incorrect, in certain circumstances you will be protected from liability. For more information see [disclaimer](#)



## Regulation details removed

### ABN details

ABN: 54 247 061 947 [View record on ABN Lookup](#)

Status: Regulation details removed

### What does 'Regulation details removed' mean?

The regulation details of this SMSF have been removed from display in Super Fund Lookup due to their failure to lodge returns.

#### APRA Funds

If you receive a transfer or rollover request from this SMSF, advise your client to contact the ATO by phoning [13 10 20](tel:131020) between 8am and 6pm, Monday to Friday.

See the [guidance](#) issued by APRA for further assistance in managing transfers and rollovers to SMSFs.

#### SMSF

An authorised contact for the SMSF can contact the ATO about this issue by phoning [13 10 20](tel:131020) between 8am and 6pm, Monday to Friday.

Also refer to [frequently asked questions](#)

#### Disclaimer

This extract is based on information supplied by superannuation entities to the Commissioner of Taxation.

**Important** Neither the Australian Government nor the ATO endorse or guarantee the performance of super funds.

## C - Other Documents

2021 Financial Year

---

**Preparer** Lousse Montiel

**Reviewer** Steven Lee

**Status** Completed

### Supporting Documents

- image\_16779521.jpg
- InvestmentStrategy-01072020-30062021.docx

### Standard Checklist

- Attach copy of any SOAs issued during the Financial Year
- Attach copy of Investment Strategy
- Attach signed Engagement Letter
- Attach signed Trustee Representation Letter
- Attach Trustee Minutes prepared during the year

## A & E Super Fund

# Projected Investment Strategy

---

### Overview

The aim of this strategy is to provide the Members with an income on retirement.

### Investment Objectives

The Trustee will at all times act prudently to maximise the rate of return, subject to acceptable risk parameters, and maintenance of appropriate diversification across a broad range of assets.

Having considered the risk profile of the fund and the member's needs and circumstances, the trustee has adopted the following objectives for the investment of assets of the fund;

- to achieve an investment return (based on market values and net of tax and charges) that exceeds the CPI by at least 3% per annum when measured over a rolling 5 year period.
- to have a probability of zero or negative returns in any 12 Month period of less than one in five years; and
- have sufficient liquidity to meet liabilities as and when they fall due.

### Investment Strategy

The fund will invest in a portfolio of assets according to market conditions and within the ranges specified below:

### Asset Allocation

The targeted asset allocation will be in the following ranges:

<u>Asset Class</u>	<u>Target Range</u>	<u>Benchmark</u>
Australian Shares	0 - 35 %	35 %
International Shares	0 - 35 %	35 %
Cash	0 - 20 %	20 %
Australian Fixed Interest	0 - 0 %	0 %
International Fixed Interest	0 - 0 %	0 %
Mortgages	0 - 0 %	0 %
Direct Property	0 - 0 %	0 %
Listed Property	0 - 0 %	0 %
Other	0 - 10 %	10 %

Quality companies and trusts as supported by research and fundamental analysis will be selected. Direct investments in property, artwork and lease equipment may form part of the strategy provided there is sufficient basis for the decision.

### Insurance

The Trustees have considered and consulted Professional Advice where necessary to ensure that all fund members have the correct type and level of insurance. Insurance may be held within or outside the SMSF.

### Review and Monitoring

The trustees will monitor and review the fund's investment activities on a regular basis and to communicate with the members should they feel that any change in strategy is necessary in order to achieve the fund's objective.

A & E Super Fund

# Projected Investment Strategy

---

Date: / /

.....  
Aaron Harding


.....  
Evangelia Harding

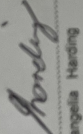


A & E Super Fund  
Projected Investment Strategy

---

Date: 20/3/23

  
.....  
Aaron Harding

  
.....  
Evangella Harding

# D - Pension Documentation

2021 Financial Year

---

**Preparer** Louise Montiel

**Reviewer** Steven Lee

**Status** Completed

## Supporting Documents

- Transfer Balance Account Summary [Report](#)

## Standard Checklist

- Attach Actuarial Certificate
- Attach documentation supporting any pensions commenced during the financial year
- Attach documentation supporting any pensions commuted during the financial year
- Ensure correct Transfer Balance Account Reports have been lodged with the ATO

**A & E Super Fund**

**Transfer Balance Account Summary**

For The Period 01 July 2020 - 30 June 2021

---

Member	Pension Type	Date	Lodgment Date	Transaction Type	Event Type	Debit	Credit	Balance	Cap Limit	Remaining Cap
--------	--------------	------	---------------	------------------	------------	-------	--------	---------	-----------	---------------

---

Aaron Harding

Evangelia Harding

# E - Estate Planning

2021 Financial Year

---

**Preparer** Lousse Montiel

**Reviewer** Steven Lee

**Status** Completed

## Supporting Documents

No supporting documents

## Standard Checklist

- Attach Death Benefit Nominations (if applicable)
- Attach Life Insurance Policies (if applicable)
- Attach Reversionary Pension documentation (if applicable)
- Attach SMSF Will (if applicable)
- Review current Estate planning to ensure it matches wishes of members