


Balance History

Currency Australian Dollar ▼

View:


All Holdings ▼Last Login:
19 Nov 2018 at 3:52 PM (Sydney Time)Balance as at date (dd/mm/yyyy) 30/06/2018 

Displaying Balance History as at 30 Jun 2018

HIN/SRN EMP ID	Security Code	Closing Price (AUD)	Total Balance	Tradeable Balance	Total Value (AUD)
X*****6296	EVN	3.51	0	0	0.00
X*****6296	FMG	4.39	10,959	10,959	48,110.01
X*****6296	MLT	4.61	22,100	22,100	101,881.00
X*****6296	NST	7.26	0	0	0.00
X*****6296	RHP	1.185	1,115	1,115	1,321.28
X*****6296	SUN	14.59	1,735	1,735	25,313.65
X*****6296	TAH	4.46	10,700	10,700	47,722.00
X*****6296	TLS	2.62	5,285	5,285	13,846.70
X*****6296	TTS	n/a	0	0	
X*****6296	VLA	1.745	0	0	0.00
X*****6296	WOW	30.52	0	0	0.00

Viewing 1 - 11 of 11

Total Value: \$ 238,194.64

Ask us now 

Buy + Sell List

Davidson Superannuation F... Trading Account - cash fu...

Account no: NT1672376-002
HIN: 0068246296

Account Snapshot		Funds available for trading		Upcoming Settlements		
Account Value	\$1,030,068.17	Equities	\$3,337.31	Date	Buys(\$)	Sells(\$)
Securities Value	\$972,943.62	Exchange Traded Options	Apply	No upcoming settlements		
Total Cash Balance	\$57,124.55					
Available Cash Balance	\$57,124.55					

Holdings Accounts Orders Confirmations

Confirmations

[Download](#)

Filter by Clear filters 13 results 1 Show 50 per page

Date	Confirmation No.	Code	Quantity	Action	Avg. price	Fees	Settl. value
5/06/2018	38421836	NAB.ASX	2795	Buy	\$26.7000	82.09	74708.59
4/05/2018	37561286	GPR.ASX	555001	Buy	\$0.0360	19.95	19999.99
24/04/2018	37232057	IAG.ASX	3166	Sell	\$7.6000	26.47	24035.13
23/04/2018	37203773	GPR.ASX	71411	Buy	\$0.0390	14.95	2799.98
10/04/2018	36887304	GPR.ASX	1	Buy	\$0.0360	0.00	0.04
9/04/2018	36847991	GPR.ASX	33578	Buy	\$0.0360	14.95	1223.76
1/03/2018	35839824	GPR.ASX	171251	Buy	\$0.0320	19.95	5499.98
5/01/2018	34058372	RTR.ASX	29627	Sell	\$0.0790	14.95	2325.58
2/01/2018	33919931	GPR.ASX	132779	Buy	\$0.0270	14.95	3599.98
27/12/2017	33808915	TAH.ASX	994	Buy	\$5.6596	19.95	5645.69
25/10/2017	31935905	GPR.ASX	996	Buy	\$0.0260	0.00	25.90
24/10/2017	31910204	GPR.ASX	56121	Buy	\$0.0260	14.95	1474.10
25/09/2017	31084107	AFI.ASX	2500	Sell	\$5.8800	19.95	14660.05

13 results 1 Show 50 per page

Apply

Action

Settlement Value (\$)

Code

Important Notice

The nabtrade service (nabtrade) is the information, trading and settlement service provided by WealthHub Securities Limited ABN 83 089 718 249 AFSL No. 230704 (WealthHub Securities), a Market Participant under the ASIC Market Integrity Rules and a wholly owned subsidiary of National Australia Bank Limited ABN 12 604 044 937 AFSL 230586 (NAB). NAB doesn't guarantee the obligations or performance of its subsidiaries or the products or services its subsidiaries offer. nabtrade doesn't provide personal advice to clients and is available to persons accessing these financial services and products while in Australia. Information has been prepared without taking into account your objectives, financial circumstances, or needs. Before acting you should consider the appropriateness of the information or general advice with regard to your objectives, financial circumstances or needs. Where the information or general advice relates to a financial product, you should consider the relevant Product Disclosure Statement or disclosure documents available at nabtrade.com.au. The value of investments and future returns may rise or fall and, at times, returns may be negative. Past performance is not a guarantee of future performance.

Australian market prices quoted reflect ASX prices only. All orders are executed in accordance with our Best Execution Policy. As a result, your order may be executed on Chi-X Australia or ASX order books at a price different from the price quoted on the Trading Site.

[nab.com.au](#) | [NAB Privacy Policy](#) | [Financial Services Guide](#) | [Sitemap](#) | [Contact Us](#)

WealthHub Securities Limited. The information on this site is governed by Australian law and is subject to the nabtrade Client Agreement, terms of use and general advice warning. © National Australia Bank Limited. All rights reserved. (G)


Total wealth report

Mr RUSSELL DAVIDSON

Total wealth snapshot

As at date:
 30/06/2018
 Service level:
 Platinum
 Alert credits:
 999999999

Asset allocation	Legal entity	Holdings value	Cash balance
	Davidson Superannuation Fund - NT1672376	\$861,513.781	\$141,422.09



- Cash
- AFL ASX
- ANZ ASX
- ARF ASX
- BEN ASX
- BHP ASX
- CYB ASX
- FMG ASX
- GPR ASX
- IVR ASX
- KZA ASX
- MLT ASX
- NAB ASX
- OMN ASX
- RHP ASX
- S32 ASX
- SCG ASX
- SUN ASX
- TAH ASX
- TLS ASX
- URW ASX

Current holdings

Davidson Superannuation Fund - NT1672376

Description	Code	Quantity	Market price	Market value
-------------	------	----------	--------------	--------------

The nabtrade service (nabtrade) is provided by WealthHub Securities Limited ABN 83 089 718 249, AFSL No. 230704 (WealthHub Securities), WealthHub Securities is a Market Participant under the ASIC Market Integrity Rules and a wholly owned subsidiary of National Australia Bank Limited ABN 12 004 044 937, AFSL No. 230686 (NAB). NAB doesn't guarantee its subsidiaries obligations or performance, or the products or services its subsidiaries offer. © National Australia Bank Limited

Report Summary



Account Name	Davidson Superannuation Fund - NT1672376
Start of period	30/06/2017
End of period	30/06/2018

Accounts with nabtrade	
NT1672376-001	Cash Account
NT1672376-002	Trading Account - cash funded
NT1672376-004	High Interest Account

Portfolio Valuation as at		30/06/2018
Cash Position	AUD	\$141,422.09
Domestic holdings	AUD	\$861,513.78
International holdings	AUD	\$0.00
Unsettled trades	AUD	\$0.00
Total	AUD	\$1,002,935.87

Interest Earned	AUD	\$403.97
------------------------	-----	----------

Dividends		
Domestic Dividends	AUD	\$29,775.14
International Dividends	AUD	\$0.00

Trading Expenses		
Brokerage	AUD	\$239.20
Foreign Trading Fees	AUD	\$0.00
Other fees (including GST, ACH, market fees)	AUD	\$23.91

Important Information

Total wealth report continued

Current holdings Continued

AUSTRALIAN FOUNDATION INVESTMENT COMPANY LIMITED ORDINARY FULLY PAID	AFL.ASX	30,790	\$6.16	\$189,666.40
AUSTRALIA AND NEW ZEALAND BANKING GROUP LIMITED ORDINARY FULLY PAID	ANZ.ASX	627	\$28.24	\$17,706.48
ARENA REIT. STAPLED SECURITIES FULLY PAID	ARE.ASX	72,585	\$2.15	\$156,057.75
BENDIGO AND ADELAIDE BANK LIMITED ORDINARY FULLY PAID	BEN.ASX	1,969	\$10.84	\$21,343.96
BHP BILLITON LIMITED ORDINARY FULLY PAID	BHP.ASX	1,702	\$33.91	\$57,714.82
CYBG PLC CDI 1:1 FOREIGN EXEMPT USE	CYB.ASX	192	\$5.63	\$1,080.96
FORTESCUE METALS GROUP LTD ORDINARY FULLY PAID	FMG.ASX	10,959	\$4.39	\$48,110.01
GEO PACIFIC RESOURCES LTD ORDINARY FULLY PAID	GPR.ASX	1,212,788	\$0.03	\$40,022.00
INVESTIGATOR RESOURCES LTD ORDINARY FULLY PAID	IVR.ASX	73,797	\$0.01	\$811.76
KAZIA THERAPEUTICS LIMITED ORDINARY FULLY PAID	KZA.ASX	697	\$0.42	\$296.22
MILTON CORPORATION LIMITED ORDINARY FULLY PAID	MLT.ASX	22,100	\$4.61	\$101,881.00
NATIONAL AUSTRALIA BANK LIMITED ORDINARY FULLY PAID	NAB.ASX	3,565	\$27.41	\$97,716.65
ONEMARKET LIMITED ORDINARY FULLY PAID	OMN.ASX	125	\$1.28	\$160.00
RHIPE LIMITED ORDINARY FULLY PAID	RHP.ASX	1,115	\$1.18	\$1,321.27
SOUTH32 LIMITED ORDINARY FULLY PAID	S32.ASX	607	\$3.61	\$2,191.27
SCENTRE GROUP STAPLED SECURITIES	SCG.ASX	5,774	\$4.39	\$25,347.86
SUNCORP GROUP LIMITED ORDINARY FULLY PAID	SUN.ASX	1,735	\$14.59	\$25,313.65
TABCORP HOLDINGS LIMITED ORDINARY FULLY PAID	TAH.ASX	10,700	\$4.46	\$47,722.00
TELSTRA CORPORATION LIMITED. ORDINARY FULLY PAID	TLS.ASX	5,285	\$2.62	\$13,846.70
UNIBAIL-RODAMCO-WESTFIELD CHESS DEPOSITARY INTERESTS 20:1	URW.ASX	900	\$14.67	\$13,203.00
Total holdings value				\$861,513.781



Total wealth report continued

Cash balances

Dawdson Superannuation Fund - NT1672376	
nabtrade Cash Account - 083-052 - 302230121	\$1,135.03
nabtrade High Interest Account - NT1672376-004	\$140,287.06
Total cash balance	\$141,422.09

Portfolio holdings report

Holding date: 30/06/2017

Davidson Superannuation Fund

Trading Account - cash funded NT1672376-002

Description	Code	Quantity	Portfolio(%)	Market Price	Avg. Price	Market Value	Today's Gain/Loss (\$/%)	Gain/Loss (\$/%)
ARENA REIT STAPLED SECURITIES FULLY PAID	ARF.ASX	72585.0	20.61%	\$2.25	\$1.10	\$163,316.25	-\$3,629.25 (-2.17%)	\$83,472.75 (104.55%)
AUSTRALIA AND NEW ZEALAND BANKING GROUP LIMITED ORDINARY FULLY PAID	ANZ.ASX	627.0	2.27%	\$28.72	\$31.84	\$18,007.44	-\$188.10 (-1.03%)	-\$1,956.24 (-9.80%)
AUSTRALIAN FOUNDATION INVESTMENT COMPANY LIMITED ORDINARY FULLY PAID	AFI.ASX	33290.0	24.41%	\$5.81	\$5.97	\$193,414.90	-\$998.70 (-0.51%)	-\$5,326.40 (-2.68%)
BENDIGO AND ADELAIDE BANK LIMITED ORDINARY FULLY PAID	BEN.ASX	1969.0	2.75%	\$11.08	\$12.68	\$21,816.52	-\$137.83 (-0.63%)	-\$3,150.40 (-12.62%)
BHP BILLITON LIMITED ORDINARY FULLY PAID	BHP.ASX	1702.0	5.00%	\$23.28	\$26.4559	\$39,622.56	-\$340.40 (-0.85%)	-\$5,395.34 (-11.98%)
CYBG PLC CDI 1:1 FOREIGN EXEMPT LSE	CYB.ASX	192.0	0.11%	\$4.71	\$4.04	\$904.32	-\$5.76 (-0.63%)	\$128.64 (16.58%)
FORTESCUE METALS GROUP LTD ORDINARY FULLY PAID	FMG.ASX	10959.0	7.22%	\$5.22	\$3.1834	\$57,205.98	\$109.59 (0.19%)	\$22,356.36 (64.08%)
GEO PACIFIC RESOURCES LTD ORDINARY FULLY PAID	GPR.ASX	191650.0	0.77%	\$0.032	\$0.0417	\$6,132.80	\$0.00 (0.00%)	-\$1,916.50 (-23.96%)
INSURANCE AUSTRALIA GROUP LIMITED ORDINARY FULLY PAID	IAG.ASX	3166.0	2.71%	\$6.78	\$6.299	\$21,465.48	-\$253.28 (-1.17%)	\$1,551.34 (7.78%)
INVESTIGATOR RESOURCES LTD ORDINARY FULLY PAID	IVR.ASX	73797.0	0.28%	\$0.03	\$0.0542	\$2,213.91	-\$73.80 (-3.23%)	-\$1,475.94 (-36.90%)
MILTON CORPORATION LIMITED ORDINARY FULLY PAID	MIL.ASX	22100.0	12.58%	\$4.51	\$4.3576	\$99,671.00	\$0.00 (0.00%)	\$3,536.00 (3.67%)
NATIONAL AUSTRALIA BANK LIMITED ORDINARY FULLY PAID	NAB.ASX	770.0	2.88%	\$29.59	\$32.37	\$22,784.30	-\$254.10 (-1.10%)	-\$2,140.60 (-8.59%)
NOVOGEN LIMITED ORDINARY FULLY PAID	NRT.ASX	6965.0	0.04%	\$0.05	\$0.2871	\$348.25	\$0.00 (0.00%)	-\$1,601.95 (-80.10%)
RHIPE LIMITED ORDINARY FULLY PAID	RHP.ASX	1115.0	0.07%	\$0.515	\$1.7934	\$574.22	\$27.88 (5.10%)	-\$1,427.20 (-71.37%)
RUMBLE RESOURCES LIMITED ORDINARY FULLY PAID	RTR.ASX	29627.0	0.11%	\$0.03	\$0.0663	\$888.81	-\$88.88 (-9.09%)	-\$888.81 (-45.22%)
SCENTRE GROUP STAPLED SECURITIES	SCG.ASX	5774.0	2.95%	\$4.05	\$3.46	\$23,384.70	-\$635.14 (-2.64%)	\$3,406.66 (17.05%)
SOUTH32 LIMITED ORDINARY FULLY PAID	S32.ASX	607.0	0.21%	\$2.68	\$2.31	\$1,626.76	-\$48.56 (-2.90%)	\$224.59 (16.02%)

80823A0311



30-6-17

Portfolio holdings report Continued

Trading Account - cash funded NT1672376-002 (continued)

Description	Code	Quantity	Portfolio(%)	Market Price	Avg. Price	Market Value	Today's Gain/Loss (\$/%)	Gain/Loss (\$/%)
SUNCORP GROUP LIMITED ORDINARY FULLY PAID	SUN.ASX	1735.0	3.24%	\$14.82	\$14.39	\$25,712.70	-\$416.40 (-1.59%)	\$746.05 (2.99%)
TATTS GROUP LIMITED ORDINARY FULLY PAID	TTS.ASX	12133.0	6.40%	\$4.18	\$2.20	\$50,715.94	-\$363.99 (-0.71%)	\$24,023.34 (90.00%)
TELSTRA CORPORATION LIMITED. ORDINARY FULLY PAID	TLS.ASX	5285.0	2.87%	\$4.30	\$5.6652	\$22,725.50	-\$369.95 (-1.60%)	-\$7,187.60 (-24.01%)
WESTFIELD CORPORATION STAPLED SECURITIES	WFD.ASX	2485.0	2.52%	\$8.03	\$8.0378	\$19,954.55	-\$546.70 (-2.67%)	\$0.00 (0.00%)
Totals						\$792,486.89	-\$8,213.37 (-1.03%)	\$106,978.75 (15.59%)

The nabtrade service (nabtrade) is provided by WealthHub Securities Limited ABN 83 089 718 249, AFSL No. 230704 (WealthHub Securities). WealthHub Securities is a Market Participant under the ASIC Market Integrity Rules and a wholly owned subsidiary of National Australia Bank Limited ABN 12 004 044 937, AFSL No. 230586 (NAB). NAB doesn't guarantee its subsidiaries obligations or performance, or the products or services its subsidiaries offer. © National Australia Bank Limited

Portfolio holdings report

Holding date:
 30/06/2018

Davidson Superannuation Fund

Trading Account - cash funded NT1672376-002

Description	Code	Quantity	Portfolio(%)	Market Price	Avg. Price	Market Value	Today's Gain/Loss (\$/%)	Gain/Loss (\$/%)
ARENA REIT. STAPLED SECURITIES FULLY PAID	ARF.ASX	72585.0	18.11%	\$2.15	\$1.10	\$156,057.75	\$0.00 (0.00%)	\$76,214.25 (95.45%)
AUSTRALIA AND NEW ZEALAND BANKING GROUP LIMITED ORDINARY FULLY PAID	ANZ.ASX	627.0	2.06%	\$28.24	\$31.84	\$17,706.48	\$0.00 (0.00%)	-\$2,257.20 (-11.31%)
AUSTRALIAN FOUNDATION INVESTMENT COMPANY LIMITED ORDINARY FULLY PAID	AFL.ASX	30790.0	22.02%	\$6.16	\$5.97	\$189,666.40	\$0.00 (0.00%)	\$5,850.10 (3.18%)
BENDIGO AND ADELAIDE BANK LIMITED ORDINARY FULLY PAID	BEN.ASX	1969.0	2.48%	\$10.84	\$12.68	\$21,343.96	\$0.00 (0.00%)	-\$3,622.96 (-14.51%)
BHP BILLITON LIMITED ORDINARY FULLY PAID	BHP.ASX	1702.0	6.70%	\$33.91	\$26.4559	\$57,714.82	\$0.00 (0.00%)	\$12,696.92 (28.20%)
CYBG PLC CDI 1:1 FOREIGN EXEMPT LSE	CYB.ASX	192.0	0.13%	\$5.63	\$4.04	\$1,080.96	\$0.00 (0.00%)	\$305.28 (39.36%)
FORTESCUE METALS GROUP LTD ORDINARY FULLY PAID	FMG.ASX	10959.0	5.58%	\$4.39	\$3.1834	\$48,110.01	\$0.00 (0.00%)	\$13,260.39 (38.01%)
GEOPACIFIC RESOURCES LTD ORDINARY FULLY PAID	GPR.ASX	1212788.0	4.65%	\$0.033	\$0.0351	\$40,022.00	\$0.00 (0.00%)	\$0.00 (0.00%)
INVESTIGATOR RESOURCES LTD ORDINARY FULLY PAID	IVR.ASX	73797.0	0.09%	\$0.011	\$0.0542	\$811.76	\$0.00 (0.00%)	-\$2,951.88 (-73.80%)
KAZIA THERAPEUTICS LIMITED ORDINARY FULLY PAID	KZA.ASX	697.0	0.03%	\$0.425	\$0.00	\$296.22	\$0.00 (0.00%)	\$292.74 (0.00%)
MILTON CORPORATION LIMITED ORDINARY FULLY PAID	MLT.ASX	22100.0	11.83%	\$4.61	\$4.3576	\$101,881.00	\$0.00 (0.00%)	\$5,746.00 (5.97%)
NATIONAL AUSTRALIA BANK LIMITED ORDINARY FULLY PAID	NAB.ASX	3565.0	11.34%	\$27.41	\$27.9476	\$97,716.65	\$0.00 (0.00%)	-\$1,889.45 (-1.90%)
ONEMARKET LIMITED ORDINARY FULLY PAID	OMN.ASX	125.0	0.02%	\$1.28	\$1.35	\$160.00	\$0.00 (0.00%)	-\$8.75 (-5.19%)
RHIPE LIMITED ORDINARY FULLY PAID	RHP.ASX	1115.0	0.15%	\$1.185	\$1.7934	\$1,321.27	\$0.00 (0.00%)	-\$680.15 (-34.01%)
SCENTRE GROUP STAPLED SECURITIES	SCG.ASX	5774.0	2.94%	\$4.39	\$3.46	\$25,347.86	\$0.00 (0.00%)	\$5,369.82 (26.88%)
SOUTH32 LIMITED ORDINARY FULLY PAID	S32.ASX	607.0	0.25%	\$3.61	\$2.31	\$2,191.27	\$0.00 (0.00%)	\$789.10 (56.28%)
SUNCORP GROUP LIMITED ORDINARY FULLY PAID	SUN.ASX	1735.0	2.94%	\$14.59	\$14.39	\$25,313.65	\$0.00 (0.00%)	\$347.00 (1.39%)



30.6.18

Portfolio holdings report Continued

Trading Account - cash funded NT 1672376-002 (continued)

Description	Code	Quantity	Portfolio(%)	Market Price	Avg. Price	Market Value	Today's Gain/Loss (\$/%)	Gain/Loss (\$/%)
TABCORP HOLDINGS LIMITED ORDINARY FULLY PAID	TAH.ASX	10700.0	5.54%	\$4.46	\$5.5529	\$47,722.00	\$0.00 (0.00%)	-\$11,663.00 (-19.63%)
TELSTRA CORPORATION LIMITED. ORDINARY FULLY PAID	TLS.ASX	5285.0	1.61%	\$2.62	\$5.6652	\$13,846.70	\$0.00 (0.00%)	-\$16,066.40 (-53.66%)
UNIBAIL-RODAMCO-WESTFIELD CHESS DEPOSITARY INTERESTS 20:1	URW.ASX	900.0	1.53%	\$14.67	\$14.80	\$13,203.00	\$0.00 (0.00%)	-\$117.00 (-0.88%)
Totals						\$861,513.76	\$0.00 (0.00%)	\$81,614.81 (10.42%)

The nabtrade service (nabtrade) is provided by WealthHub Securities Limited ABN 83 089 718 249, AFSL No. 230704 (WealthHub Securities). WealthHub Securities is a Market Participant under the ASIC Market Integrity Rules and a wholly owned subsidiary of National Australia Bank Limited ABN 12 004 044 937, AFSL No. 230686 (NAB). NAB doesn't guarantee its subsidiaries obligations or performance, or the products or services its subsidiaries offer. © National Australia Bank Limited