

From First to Last by Account  
Options: Not summarised, Excluding NIL Balances  
Client Code: BER6002 From 01/07/2017 To 30/06/2018

Last Year	Account	Description	Debit	Credit
(15398.65)	198	Dividends received		17565.50
	<b>199</b>	<b>Interest received</b>		
(3249.64)	19902	Other		3342.07
	<b>204</b>	<b>Changes in net market values of other assets</b>		
(40058.00)	20402	Shares in listed companies		7215.00
	<b>550</b>	<b>SUPERANNUATION FUND</b>		
(58706.29)	55002	Profit Earned This Year	-	
58706.29	55003	Distribution to Members	28122.57	
	<b>551</b>	<b>DEREK BERENTS</b>		
(548666.32)	55101	Balance at beginning of year		669276.35
(58706.29)	55102	Allocated earnings		28122.57
(1903.74)	55105	Income tax expense on earnings		6237.46
(100000.00)	55108	Contributions from member	-	
40000.00	55115	Benefits paid during year	50000.00	
75714.00	662	Other debtors	27714.00	
241020.92	680	Cash at bank	259928.49	
	<b>795</b>	<b>Shares in Listed Companies</b>		
20400.00	79502	AGL Energy ltd	17984.00	
24576.00	79503	Alumina Ltd	35840.00	
18777.00	79504	AMP Limited	12880.00	
33756.00	79505	BHP Billiton Ltd	49170.00	
7490.00	79506	Bluescope Steel Ltd	9786.00	
20920.00	79507	Bramble Industries Ltd	19092.00	
82810.00	79508	CBA	72870.00	
2212.00	79509	Infigen	2000.00	
1413.00	79511	CYBG plc	1689.00	
4747.00	79512	Clean Seas Tuna Ltd	5160.00	
9449.00	79513	NAOS Small Cap Opportunities Ltd	8032.00	
242.00	79517	Folkestone Ltd	246.00	
35508.00	79528	National Australia Bank Ltd	32892.00	
23974.00	79530	QBE Insurance Ltd	21189.00	
9916.00	79535	Telstra Ltd	6042.00	
3886.00	79536	South32 Ltd	5235.00	
930.00	79537	Seven West Media	1092.00	
15050.00	79538	WAM Research	15100.00	
35756.00	79540	Woolworths Ltd	42728.00	
12565.48	904	Provision for income tax	19524.44	
(11836.05)	944	Provision for deferred tax liability		12557.55
	<b>999</b>	<b>Jobstream Selection Account</b>		
22.00	99901	Jobstream Selection Account	22.00	

From First to Last by Account  
Options: Not summarised, Excluding NIL Balances  
Client Code: BER6002 From 01/07/2017 To 30/06/2018

Last Year	Account	Description	Debit	Credit
(22.00)	99999	Clearing balance		22.00
<u>(58706.29)</u>		Total	<u>744338.50</u>	<u>744338.50</u>

NET PROFIT THIS YEAR 28122.57  
NET PROFIT LAST YEAR 58706.29

No. of Accounts: 35  
No. of Entries: 43

Client Code: BER6002  
From First to Last by Account  
From 01/07/2017 To 30/06/2018

Date	Type Gp	Ref.	Debit	Credit	Balance
<b>198 Dividends received</b>					
					LY Closing Balance (15398.65)
30/06/2018	Jnl	2		17565.50	(17565.50)
					cash receipts & pmts for the year
			Closing Balance 0.00	17565.50	(17565.50)
<b>199 Interest received</b>					
<b>19902 Other</b>					
					LY Closing Balance (3249.64)
30/06/2018	Jnl	2		3342.07	(3342.07)
					cash receipts & pmts for the year
			Closing Balance 0.00	3342.07	(3342.07)
<b>204 Changes in net market values of other assets</b>					
<b>20402 Shares in listed companies</b>					
					LY Closing Balance (40058.00)
30/06/2018	Jnl	3		7215.00	(7215.00)
					revaluation of equities to market value at year end
			Closing Balance 0.00	7215.00	(7215.00)
<b>550 SUPERANNUATION FUND</b>					
<b>55001 Unallocated Benefits Brought Forward</b>					
					Opening Balance 0.00
01/07/2017	Jnl			58706.29	(58706.29)
					Year end balance forward
01/07/2017	Jnl		58706.29		0.00
					Year end balance forward
			Closing Balance 58706.29	58706.29	0.00
<b>55002 Profit Earned This Year</b>					
					Opening Balance (58706.29)
01/07/2017	Jnl		58706.29		0.00
					Year end balance forward : Profit distribution
			Closing Balance 58706.29	0.00	0.00
<b>55003 Distribution to Members</b>					
					Opening Balance 58706.29
01/07/2017	Jnl			58706.29	0.00
					Year end balance forward
30/06/2018	Jnl	4	28122.57		28122.57
					allocation of net earnings to members for the year

Client Code: BFR6002  
From First to Last by Account  
From 01/07/2017 To 30/06/2018

Date	Type Gp	Ref.	Debit	Credit	Balance
Closing Balance			28122.57	58706.29	28122.57
<b>551</b>			<b>DEREK BERENTS</b>		
<b>55101</b>			<b>Balance at beginning of year</b>		
Opening Balance					(548666.32)
01/07/2017	Jnl			58706.29	(607372.61)
					Year end balance forward
01/07/2017	Jnl			1903.74	(609276.35)
					Year end balance forward
01/07/2017	Jnl			100000.00	(709276.35)
					Year end balance forward
01/07/2017	Jnl		40000.00		(669276.35)
					Year end balance forward
Closing Balance			40000.00	160610.03	(669276.35)
<b>55102</b>			<b>Allocated earnings</b>		
Opening Balance					(58706.29)
01/07/2017	Jnl		58706.29		0.00
					Year end balance forward
30/06/2018	Jnl	4		28122.57	(28122.57)
					allocation of net earnings to members for the year
Closing Balance			58706.29	28122.57	(28122.57)
<b>55105</b>			<b>Income tax expense on earnings</b>		
Opening Balance					(1903.74)
01/07/2017	Jnl		1903.74		0.00
					Year end balance forward
30/06/2018	Jnl	5		6237.46	(6237.46)
					tax expense for the year
Closing Balance			1903.74	6237.46	(6237.46)
<b>55108</b>			<b>Contributions from member</b>		
Opening Balance					(100000.00)
01/07/2017	Jnl		100000.00		0.00
					Year end balance forward
Closing Balance			100000.00	0.00	0.00
<b>55115</b>			<b>Benefits paid during year</b>		
Opening Balance					40000.00
01/07/2017	Jnl			40000.00	0.00
					Year end balance forward
01/07/2017	Jnl	1	50000.00		50000.00
					pension pmt for the year
Closing Balance			50000.00	40000.00	50000.00

Client Code: BER6002  
From First to Last by Account  
From 01/07/2017 To 30/06/2018

Date	Type	Gp	Ref.	Debit	Credit	Balance
<b>662</b>	<b>Other debtors</b>					
Opening Balance						75714.00
01/07/2017	Jnl		1		50000.00	25714.00
						pension pmt for the year
30/06/2018	Jnl		2	2000.00		27714.00
						cash receipts & pmts for the year
Closing Balance				2000.00	50000.00	27714.00
<b>680</b>	<b>Cash at bank</b>					
Opening Balance						241020.92
30/06/2018	Jnl		2	18907.57		259928.49
						cash receipts & pmts for the year
Closing Balance				18907.57	0.00	259928.49
<b>795</b>	<b>Shares in Listed Companies</b>					
<b>79502</b>	<b>AGL Energy ltd</b>					
Opening Balance						20400.00
30/06/2018	Jnl		3		2416.00	17984.00
						revaluation of equities to market value at year end
Closing Balance				0.00	2416.00	17984.00
<b>79503</b>	<b>Alumina Ltd</b>					
Opening Balance						24576.00
30/06/2018	Jnl		3	11264.00		35840.00
						revaluation of equities to market value at year end
Closing Balance				11264.00	0.00	35840.00
<b>79504</b>	<b>AMP Limited</b>					
Opening Balance						18777.00
30/06/2018	Jnl		3		5897.00	12880.00
						revaluation of equities to market value at year end
Closing Balance				0.00	5897.00	12880.00
<b>79505</b>	<b>BHP Billiton Ltd</b>					
Opening Balance						33756.00
30/06/2018	Jnl		3	15414.00		49170.00
						revaluation of equities to market value at year end
Closing Balance				15414.00	0.00	49170.00

Client Code: BER6002  
From First to Last by Account  
From 01/07/2017 To 30/06/2018

Date	Type	Gp	Ref.	Debit	Credit	Balance
<b>79506</b>						
						<b>Bluescope Steel Ltd</b>
						Opening Balance
						7490.00
30/06/2018	Jnl		3	2296.00		9786.00
						revaluation of equities to market value at year end
				2296.00	0.00	9786.00
						Closing Balance
<b>79507</b>						
						<b>Bramble Industries Ltd</b>
						Opening Balance
						20920.00
30/06/2018	Jnl		3		1828.00	19092.00
						revaluation of equities to market value at year end
				0.00	1828.00	19092.00
						Closing Balance
<b>79508</b>						
						<b>CBA</b>
						Opening Balance
						82810.00
30/06/2018	Jnl		3		9940.00	72870.00
						revaluation of equities to market value at year end
				0.00	9940.00	72870.00
						Closing Balance
<b>79509</b>						
						<b>Infigen</b>
						Opening Balance
						2212.00
30/06/2018	Jnl		3		212.00	2000.00
						revaluation of equities to market value at year end
				0.00	212.00	2000.00
						Closing Balance
<b>79511</b>						
						<b>CYBG plc</b>
						Opening Balance
						1413.00
30/06/2018	Jnl		3	276.00		1689.00
						revaluation of equities to market value at year end
				276.00	0.00	1689.00
						Closing Balance
<b>79512</b>						
						<b>Clean Seas Tuna Ltd</b>
						Opening Balance
						4747.00
30/06/2018	Jnl		3	413.00		5160.00
						revaluation of equities to market value at year end
				413.00	0.00	5160.00
						Closing Balance

Client Code: BER6002  
From First to Last by Account  
From 01/07/2017 To 30/06/2018

Date	Type	Gp	Ref.	Debit	Credit	Balance
<b>79513</b>						
						<b>NAOS Small Cap Opportunities Ltd</b>
						Opening Balance
						9449.00
30/06/2018	Jnl		3		1417.00	8032.00
						revaluation of equities to market value at year end
				0.00	1417.00	8032.00
						Closing Balance
<b>79517</b>						
						<b>Folkestone Ltd</b>
						Opening Balance
						242.00
30/06/2018	Jnl		3	4.00		246.00
						revaluation of equities to market value at year end
				4.00	0.00	246.00
						Closing Balance
<b>79528</b>						
						<b>National Australia Bank Ltd</b>
						Opening Balance
						35508.00
30/06/2018	Jnl		3		2616.00	32892.00
						revaluation of equities to market value at year end
				0.00	2616.00	32892.00
						Closing Balance
<b>79530</b>						
						<b>QBE Insurance Ltd</b>
						Opening Balance
						23974.00
30/06/2018	Jnl		3		2785.00	21189.00
						revaluation of equities to market value at year end
				0.00	2785.00	21189.00
						Closing Balance
<b>79535</b>						
						<b>Telstra Ltd</b>
						Opening Balance
						9916.00
30/06/2018	Jnl		3		3874.00	6042.00
						revaluation of equities to market value at year end
				0.00	3874.00	6042.00
						Closing Balance
<b>79536</b>						
						<b>South32 Ltd</b>
						Opening Balance
						3886.00
30/06/2018	Jnl		3	1349.00		5235.00
						revaluation of equities to market value at year end
				1349.00	0.00	5235.00
						Closing Balance

Client Code: BER6002  
From First to Last by Account  
From 01/07/2017 To 30/06/2018

Date	Type Gp	Ref.	Debit	Credit	Balance
<b>79537</b>	<b>Seven West Media</b>				
Opening Balance					930.00
30/06/2018	Jnl	3	162.00		1092.00
		revaluation of equities to market value at year end			
Closing Balance			162.00	0.00	1092.00
<b>79538</b>	<b>WAM Research</b>				
Opening Balance					15050.00
30/06/2018	Jnl	3	50.00		15100.00
		revaluation of equities to market value at year end			
Closing Balance			50.00	0.00	15100.00
<b>79540</b>	<b>Woolworths Ltd</b>				
Opening Balance					35756.00
30/06/2018	Jnl	3	6972.00		42728.00
		revaluation of equities to market value at year end			
Closing Balance			6972.00	0.00	42728.00
<b>904</b>	<b>Provision for income tax</b>				
Opening Balance					12565.48
30/06/2018	Jnl	5	6958.96		19524.44
		tax expense for the year			
Closing Balance			6958.96	0.00	19524.44
<b>944</b>	<b>Provision for deferred tax liability</b>				
Opening Balance					(11836.05)
30/06/2018	Jnl	5		721.50	(12557.55)
		tax expense for the year			
Closing Balance			0.00	721.50	(12557.55)
<b>999</b>	<b>Jobstream Selection Account</b>				
<b>99901</b>	<b>Jobstream Selection Account</b>				
Opening Balance					22.00
Closing Balance			0.00	0.00	22.00
<b>99999</b>	<b>Clearing balance</b>				
Opening Balance					(22.00)
Closing Balance			0.00	0.00	(22.00)

Debits

462211.71



Client Code: BER6002      From First to Last by Account  
From 01/07/2017 To 30/06/2018

<b>Date</b>	<b>Type Gp</b>	<b>Ref.</b>	<b>Debit</b>	<b>Credit</b>	<b>Balance</b>
	Credits			462211.71	
	No. of Accounts			36.00	
	No. of Entries			43.00	

Client Code: BER6002

Date	Type	Grp	Ref	Account	Description	Amount	Bal2	Narration
01/07/2017	Jnl			55002	Profit Earned This Year	58706.29	-	Year end balance forward : Profit distribution
01/07/2017	Jnl			55001	Unallocated Benefits Brought Forward	(58706.29)	-	Year end balance forward
01/07/2017	Jnl			55003	Distribution to Members	(58706.29)	-	Year end balance forward
01/07/2017	Jnl			55001	Unallocated Benefits Brought Forward	58706.29	-	Year end balance forward
01/07/2017	Jnl			55102	Allocated earnings	58706.29	-	Year end balance forward
01/07/2017	Jnl			55101	Balance at beginning of year	(58706.29)	-	Year end balance forward
01/07/2017	Jnl			55105	Income tax expense on earnings	1903.74	-	Year end balance forward
01/07/2017	Jnl			55101	Balance at beginning of year	(1903.74)	-	Year end balance forward
01/07/2017	Jnl			55108	Contributions from member	100000.00	-	Year end balance forward
01/07/2017	Jnl			55101	Balance at beginning of year	(100000.00)	-	Year end balance forward
01/07/2017	Jnl			55115	Benefits paid during year	(40000.00)	-	Year end balance forward
01/07/2017	Jnl			55101	Balance at beginning of year	40000.00	-	Year end balance forward
01/07/2017	Jnl		1	55115	Benefits paid during year	50000.00	-	pension pmt for the year
01/07/2017	Jnl		1	662	Other debtors	(50000.00)	-	pension pmt for the year
30/06/2018	Jnl		2	680	Cash at bank	18907.57	-	cash receipts & pmts for the year
30/06/2018	Jnl		2	662	Other debtors	2000.00	-	cash receipts & pmts for the year
30/06/2018	Jnl		2	19902	Other	(3342.07)	-	cash receipts & pmts for the year
30/06/2018	Jnl		2	198	Dividends received	(17565.50)	-	cash receipts & pmts for the year
30/06/2018	Jnl		3	79502	AGL Energy ltd	(2416.00)	-	revaluation of equities to market value at year end
30/06/2018	Jnl		3	79504	AMP Limited	(5897.00)	-	revaluation of equities to market value at year end
30/06/2018	Jnl		3	79503	Alumina Ltd	11264.00	-	revaluation of equities to market value at year end
30/06/2018	Jnl		3	79505	BHP Billiton Ltd	15414.00	-	revaluation of equities to market value at year end

Client Code: BER6002

Date	Type	Grp	Ref	Account	Description	Amount	Bal2	Narration
30/06/2018	Jnl		3	79506	Bluescope Steel Ltd	2296.00	-	revaluation of equities to market value at year end
30/06/2018	Jnl		3	79507	Bramble Industries Ltd	(1828.00)	-	revaluation of equities to market value at year end
30/06/2018	Jnl		3	79508	CBA	(9940.00)	-	revaluation of equities to market value at year end
30/06/2018	Jnl		3	79512	Clean Seas Tuna Ltd	413.00	-	revaluation of equities to market value at year end
30/06/2018	Jnl		3	79511	CYBG plc	276.00	-	revaluation of equities to market value at year end
30/06/2018	Jnl		3	79517	Folkestone Ltd	4.00	-	revaluation of equities to market value at year end
30/06/2018	Jnl		3	79509	Infigen	(212.00)	-	revaluation of equities to market value at year end
30/06/2018	Jnl		3	79528	National Australia Bank Ltd	(2616.00)	-	revaluation of equities to market value at year end
30/06/2018	Jnl		3	79513	NAOS Small Cap Opportunities Ltd	(1417.00)	-	revaluation of equities to market value at year end
30/06/2018	Jnl		3	79530	QBE Insurance Ltd	(2785.00)	-	revaluation of equities to market value at year end
30/06/2018	Jnl		3	79536	South32 Ltd	1349.00	-	revaluation of equities to market value at year end
30/06/2018	Jnl		3	79537	Seven West Media	162.00	-	revaluation of equities to market value at year end
30/06/2018	Jnl		3	79535	Telstra Ltd	(3874.00)	-	revaluation of equities to market value at year end
30/06/2018	Jnl		3	79538	WAM Research	50.00	-	revaluation of equities to market value at year end
30/06/2018	Jnl		3	79540	Woolworths Ltd	6972.00	-	revaluation of equities to market value at year end
30/06/2018	Jnl		3	20402	Shares in listed companies	(7215.00)	-	revaluation of equities to market value at year end
30/06/2018	Jnl		4	55003	Distribution to Members	28122.57	-	allocation of net earnings to members for the year
30/06/2018	Jnl		4	55102	Allocated earnings	(28122.57)	-	allocation of net earnings to members for the year
30/06/2018	Jnl		5	904	Provision for income tax	6958.96	-	tax expense for the year
30/06/2018	Jnl		5	55105	Income tax expense on		-	

Client Code: BER6002

Date	Type	Grp	Ref	Account	Description	Amount	Bal2	Narration
30/06/2018	Jnl		5	944	earnings Provision for deferred tax liability	(6237.46)	-	tax expense for the year
						(721.50)	-	tax expense for the year
				Debits:	462211.71			
				Credits:	(462211.71)			
				Total:	-			
				No. Trans:	43			

**BERENTS PROJECT MANAGEMENT SUPERFUND  
MEMBERS ACCOUNTS  
AS AT 30 JUNE 2018**

MEMBER	DEREK BERENTS		INVESTMENT FLUCTUATION RESERVE	TOTAL
OPENING BALANCE	669,277.35	0.00	-0.00	669,277.35
EMPLOYER CONTRIBUTIONS	0.00	0.00	0.00	0.00
MEMBER CONTRIBUTIONS	0.00	0.00	0.00	0.00
TAX APPLICABLE TO CONTRIBUTIONS	0.00	0.00	0.00	0.00
SURCHARGE ON CONTRIBUTIONS	0.00	0.00	0.00	0.00
BENEFITS TRANSFERRED IN	0.00	0.00	0.00	0.00
SHARE OF PROFIT	28,122.57	0.00	0.00	28,122.57
TAX APPLICABLE TO PROFIT	6,237.46	0.00	0.00	6,237.46
INSURANCE PREMIUMS PAID	0.00	0.00	0.00	0.00
BENEFITS PAID OUT	-50,000.00	0.00	0.00	-50,000.00
<b>TOTAL MEMBERS ACCOUNT</b>	<b>653,637.38</b>	<b>0.00</b>	<b>-0.00</b>	<b>653,637.38</b>
<b>REPRESENTED BY</b>				
<b>TAX FREE COMPONENT</b>				
CONTRIBUTIONS SEGMENT	92,529.26	0.00	0.00	92,529.26
CRYSTALLISED SEGMENT	0.00	0.00	0.00	0.00
<b>TAXABLE COMPONENT</b>				
TAXED ELEMENT	561,108.12	0.00	0.00	561,108.12
UNTAXED ELEMENT (INSURANCE COMPONENT)	0.00	0.00	0.00	0.00
<b>TOTAL MEMBERS BENEFIT</b>	<b>653,637.38</b>	<b>0.00</b>	<b>0.00</b>	<b>653,637.38</b>
<b>ELIGIBLE SERVICE PERIOD</b>				
DATE OF BIRTH	08/09/1948			
AGE - 30 JUNE 2018	69			
PERIOD START DATE				
PRE JUNE 1983 DAYS	0			
POST JUNE 1983 DAYS	11,778			
TOTAL SERVICE DAYS - 30/06/18	11,778			
<b>MEMBERS RBL LIMIT - LUMP SUM</b>				
EXCESS BENEFITS	4,691.38			
<b>MEMBERS RBL LIMIT - PENSION</b>	<b>1,297,886.00</b>			
EXCESS BENEFITS	0.00			

**KEY NOTES & FORMULAS**

<b>CONTRIBUTIONS SEGMENT</b>		
OPENING BALANCE - 01/07/2016	100,000.00	0.00
EXTERNAL FUND TRANSFERS	0.00	0.00
MEMBERS CONTRIBUTIONS	0.00	0.00
LESS: BENEFITS PAID/ TRANSFERS OUT	-7,470.74	0.00
	92,529.26	0.00
<b>CRYSTALLISED SEGMENT</b>		
UNDEDUCTED CONTRBUTIONS - PRE 1/7/07	0.00	0.00
PRE JULY 1983 COMPONENT - PRE 1/7/07	0.00	0.00
EXTERNAL FUND TRANSFERS	0.00	0.00
CGT EXEMPT COMPONENT	0.00	0.00
CONCESSIONAL COMPONENT	0.00	0.00
POST JUNE 1994 INVALIDITY COMPONENT	0.00	0.00
LESS: BENEFITS PAID/ TRANSFERS OUT	0.00	0.00
	0.00	0.00
<b>TAXABLE COMPONENT (TAXED ELEMENT)</b>		
MEMBERS ACCOUNT BALANCE - 30/06/18	653,637.38	0.00
LESS: CONTRIBUTIONS SEGMENT	-92,529.26	0.00
LESS: CRYSTALLISED SEGMENT	0.00	0.00
	561,108.12	0.00

**NOTES**

The following link should be used to verify the calculation of the crystallised segment as at 30 June 2007  
<http://calculators.ato.gov.au/scripts/axos/axos.asp?CONTEXT=&KBS=SCC.xr4&go=ok>

**BERENTS PROJECT MANAGEMENT SUPERFUND  
MEMBERS ACCOUNTS  
AS AT 30 JUNE 2018**

EMPLOYERS CONTRIBUTIONS EMPLOYER NAME	DEREK BERENTS		TOTAL
Jul-14	0.00	0.00	0.00
Aug-14	0.00	0.00	0.00
Sep-14	0.00	0.00	0.00
Oct-14	0.00	0.00	0.00
Nov-14	0.00	0.00	0.00
Dec-14	0.00	0.00	0.00
Jan-15	0.00	0.00	0.00
Feb-15	0.00	0.00	0.00
Mar-15	0.00	0.00	0.00
Apr-15	0.00	0.00	0.00
May-15	0.00	0.00	0.00
Jun-15	0.00	0.00	0.00
<b>TOTAL EMPLOYER CONTRIBUTIONS</b>	<b>0.00</b>	<b>0.00</b>	<b>0.00</b>

**BERENTS PROJECT MANAGEMENT SUPERFUND  
MEMBERS ACCOUNTS  
AS AT 30 JUNE 2018**

MEMBERS CONTRIBUTIONS	DEREK BERENTS	0 0	TOTAL
S.82AAT CONTRIBUTION (SHARES)	0.00	0.00	0.00
CASH CONTRIBUTIONS	0.00	0.00	0.00
ATO CO CONTRIBUTIONS	0.00	0.00	0.00
<b>TOTAL MEMBER CONTRIBUTIONS</b>	<b>0.00</b>	<b>0.00</b>	<b>0.00</b>
REPRESENTED BY:			
NON CONCESSIONAL CONTRIBUTIONS	0.00	0.00	0.00
CONCESSIONAL CONTRIBUTIONS	0.00	0.00	0.00
<b>TOTAL MEMBER CONTRIBUTIONS</b>	<b>0.00</b>	<b>0.00</b>	<b>0.00</b>



**BERENTS PROJECT MANAGEMENT SUPERFUND  
 BENEFITS TRANSFERRED IN  
 AS AT 30 JUNE 2018**

BENEFITS TRANSFERRED IN	DEREK BERENTS	0 0	TOTAL
AMP RETIREMENT FUND		0.00	0.00
COMMONWEALTH PERSONAL SUPER FUND	0.00	0.00	0.00
<b>TOTAL BENEFITS TRANSFERRED IN</b>	<b>0.00</b>	<b>0.00</b>	<b>0.00</b>
REPRESENTED BY:			
CONTRIBUTIONS SEGMENT	0.00	0.00	0.00
CRYSTALLISED SEGMENT	0.00	0.00	0.00
TAXABLE COMPONENT	0.00	0.00	0.00
<b>TOTAL BENEFITS TRANSFERRED IN</b>	<b>0.00</b>	<b>0.00</b>	<b>0.00</b>

**BERENTS PROJECT MANAGEMENT SUPERFUND  
MEMBERS ACCOUNTS  
AS AT 30 JUNE 2018**

EARNINGS RATE	2018	2017	2016	2015	2014	2013
<b>OPENING BALANCE OF FUND</b>	<b>669,277.35</b>	<b>548,667.32</b>	<b>622,757.56</b>	<b>600,805.32</b>	<b>558,283.49</b>	<b>558,283.49</b>
NET FUND EARNINGS						
EARNINGS FOR YEAR	28,122.57	58,706.29	-32,125.93	19,539.71	42,803.31	68,026.81
TAX APPLICABLE TO EARNINGS	6,237.46	1,903.74	8,035.69	2,412.53	-281.48	-4,197.58
<b>NET FUND EARNINGS</b>	<b>34,360.03</b>	<b>60,610.03</b>	<b>-24,090.24</b>	<b>21,952.24</b>	<b>42,521.83</b>	<b>63,829.23</b>
<b>AVERAGE EARNING RATE</b>	<b>5.13%</b>	<b>11.05%</b>	<b>-3.87%</b>	<b>3.65%</b>	<b>7.62%</b>	<b>11.43%</b>
<b>AVERAGE 5 YEAR RATE</b>	<b>4.72%</b>	<b>5.98%</b>	<b>2.35%</b>	<b>4.55%</b>	<b>5.00%</b>	<b>0.59%</b>

BERENTS PROJECT MANAGEMENT SUPER FUND  
 INCOME TAX EXPENSE CALCULATION WORKSHEET  
 FOR THE YEAR ENDED 30 JUNE 2018

DESCRIPTION	INCOME TAX EXPENSE		PROVISION FOR TAX	FUTURE INCOME TAX BENEFIT		PROVISION FOR DEFERRED TAX			
	EXPENSE			OPENING BALANCE	MOVEMENT	OPENING BALANCE	MOVEMENT	CLOSING BALANCE	
ACCRUED BENEFITS FROM OPERATIONS	28,123.00		-28,123.00						
<b>PERMANENT DIFFERENCES</b>									
PENALTIES & FINES	0.00		0.00						
IMPUTATION CREDITS	6,958.96		-6,958.96						
FOREIGN TAX CREDITS	0.00		0.00						
MEMBERS CONTRIBUTIONS	0.00		0.00						
NON ASSESSABLE PORTION OF TRUST DISTRIBUTIONS	0.00		0.00						
NON ASSESSABLE TRUST CAPITAL GAINS	0.00		0.00						
NON ASSESSABLE PORTION OF REALISED CAPITAL GAINS	0.00		0.00						
NON ASSESSABLE PORTION OF UNREALISED CAPITAL GAINS	0.00		0.00						
EXEMPT PENSION INCOME	-27,867.00		27,867.00						
1/3 DISCOUNT ON UNREALISED CAPITAL GAINS	-2,405.00		2,405.00						
<b>TIMING DIFFERENCES</b>									
TAX DEFERRED TRUST DISTRIBUTIONS			0.00						
UNREALISED CAPITAL GAINS			7,215.00						
less PERMANENT DIFFERENCE DISC ON UNREALISED CAP GAINS			-2,405.00						
<b>TOTAL ASSESSABLE INCOME</b>	<b>4,810.00</b>		<b>0.00</b>	<b>0.00</b>	<b>0.00</b>	<b>-77,743.01</b>	<b>-4,810.00</b>	<b>-82,553.01</b>	
<b>TAX PAYABLE AT 15%</b>	<b>721.50</b>		<b>0.00</b>	<b>0.00</b>	<b>0.00</b>	<b>-11,661.45</b>	<b>-721.50</b>	<b>-12,382.95</b>	
IMPUTATION CREDITS	-6,958.96		6,958.96						
FOREIGN TAX CREDITS	0.00		0.00						
TFN TAX	0.00		0.00						
<b>TOTAL TAX PAYABLE</b>	<b>-6,237.46</b>		<b>6,958.96</b>	<b>0.00</b>	<b>0.00</b>	<b>-11,661.45</b>	<b>-721.50</b>	<b>-12,382.95</b>	

MANAGED FUND TAX ADJUSTMENTS	IMPUTATION CREDITS	FOREIGN TAX CREDITS	TAX FREE INCOME	TAX DEF INCOME	DISCOUNT CAP GAINS	TFN TAX
B/FWD PREVIOUS YEAR	0.00	0.00	0.00	0.00	0.00	0.00
PER SOL 6	6,958.96	0.00	0.00	0.00	0.00	0.00
ASPEN PARKS	0.00	0.00	0.00	0.00	0.00	0.00
5DI MIS INTERNATIONAL	0.00	0.00	0.00	0.00	0.00	0.00
CHALLENGER	0.00	0.00	0.00	0.00	0.00	0.00
C/FWD END OF YEAR	0.00	0.00	0.00	0.00	0.00	0.00
TOTALS	6,958.96	0.00	0.00	0.00	0.00	0.00





## Macquarie Cash Management Account

MACQUARIE BANK LIMITED  
ABN 46 008 583 542 AFSL 237502

enquiries 1800 806 310  
fax 1800 550 140  
www.macquarie.com.au

GPO Box 2520  
Sydney, NSW 2001



BERENTS PROJECT MANAGEMENT PTY LTD  
1/2 HOLBROOK AVE  
KIRRIBILLI NSW 2061

1 Shelley Street  
Sydney, NSW 2000

account balance **\$250,646.85**  
as at 31 Dec 17

account name BERENTS PROJECT MANAGEMENT PTY LTD  
ATF BERENTS SUPER BENEFIT FUND  
PORTFOLIO ACCOUNT  
account no. 960895753

	transactions	debits	credits	balance
30.06.17	OPENING BALANCE			241,020.92
05.07.17	NAB INT DIVIDEND DV181/00475101		1,188.00	242,208.92
12.07.17	C-CHEQUE WITHDRAWAL 000033	2,000.00		240,208.92
31.07.17	MACQUARIE CMA INTEREST PAID*		286.23	240,495.15
31.08.17	MACQUARIE CMA INTEREST PAID*		285.86	240,781.01
14.09.17	ALUMINA LIMITED SEP17/00826840		675.51	241,456.52
22.09.17	C-AGL FNL DIV 001204921087		400.00	241,856.52
26.09.17	BHP LTD DIVIDEND AF375/00995016		767.76	242,624.28
27.09.17	Folkestone Ltd S00012886357		7.28	242,631.56
28.09.17	C-TLS FNL DIV 001205861475		357.43	242,988.99
29.09.17	MACQUARIE CMA INTEREST PAID*		278.12	243,267.11

### how to make a transaction

online  
Log in to [www.macquarie.com.au/personal](http://www.macquarie.com.au/personal)

by phone  
Call 133 275 to make a phone transaction

transfers from another bank account  
Transfer funds from another bank to this account:  
BSB 182 512  
ACCOUNT NO. 960895753

deposits using BPay  
From another bank



Bill code: 667022  
Ref: 960 895 753

continued on next



## Macquarie Cash Management Account

enquiries 1800 806 310

account name BERENTS PROJECT MANAGEMENT PTY LTD  
ATF BERENTS SUPER BENEFIT FUND  
PORTFOLIO ACCOUNT  
account no. 960895753

	transactions	debits	credits	balance
29.09.17	AMP LIMITED 17INT/01224985		524.61	243,791.72
29.09.17	C-CBA FNL DIV 001204389598		2,300.00	246,091.72
29.09.17	C-QBE DIVIDEND 17FPA/00825491		446.60	246,538.32
06.10.17	WOW DIV 001207647737		700.00	247,238.32
12.10.17	C-SOUTH32 DIVIDEND AF003/00961082		115.77	247,354.09
12.10.17	C-BXB FNL DIV 001208208480		311.75	247,665.84
13.10.17	CTN DIVIDEND OCT17/00801020		409.46	248,075.30
16.10.17	C-BSL FNL DIV 001208050681		28.35	248,103.65
18.10.17	SWM Dividend S00012886357		26.00	248,129.65
18.10.17	C-SWM Dividend S00097206449		1.00	248,130.65
27.10.17	WAM Research Ltd S00012886357		450.00	248,580.65
31.10.17	MACQUARIE CMA INTEREST PAID*		294.61	248,875.26
30.11.17	MACQUARIE CMA INTEREST PAID*		286.46	249,161.72
13.12.17	NAB FINAL DIV DV182/00472291		1,188.00	250,349.72
29.12.17	MACQUARIE CMA INTEREST PAID*		297.13	250,646.85

continued on next



## Macquarie Cash Management Account

enquiries 1800 806 310

account name BERENTS PROJECT MANAGEMENT PTY LTD  
ATF BERENTS SUPER BENEFIT FUND  
PORTFOLIO ACCOUNT  
account no. 960895753

transactions	debits	credits	balance
CLOSING BALANCE AS AT 31 DEC 17	2,000.00	11,625.93	250,646.85

\* Interest rate for the period 1 July to 31 December: 1.40% pa (184 days)

Reminder as at 1 January 2018, your interest rate will change.

Visit [www.macquarie.com/cma](http://www.macquarie.com/cma) for more details.





# Macquarie Cash Management Account

MACQUARIE BANK LIMITED  
ABN 46 008 583 542 AFSL 237502

enquiries 1800 806 310  
fax 1800 550 140  
www.macquarie.com.au

GPO Box 2520  
Sydney, NSW 2001



BERENTS PROJECT MANAGEMENT PTY LTD  
1/2 HOLBROOK AVE  
KIRRIBILLI NSW 2061

1 Shelley Street  
Sydney, NSW 2000

account balance **\$259,928.49**  
as at 30 Jun 18

account name BERENTS PROJECT MANAGEMENT PTY LTD  
ATF BERENTS SUPER BENEFIT FUND  
PORTFOLIO ACCOUNT  
account no. 960895753

transactions	debits	credits	balance
31.12.17 OPENING BALANCE			250,646.85
31.01.18 MACQUARIE CMA INTEREST PAID*		271.25	250,918.10
16.02.18 CYBG DIVIDEND AU001/00886133		5.20	250,923.30
28.02.18 MACQUARIE CMA INTEREST PAID*		245.28	251,168.58
15.03.18 ALUMINA LIMITED MAR18/00826204		1,527.04	252,695.62
26.03.18 C-AGL ITM DIV 001212087461		432.00	253,127.62
27.03.18 BHP LTD DIVIDEND AI376/00990654		1,023.49	254,151.11
28.03.18 AMP LIMITED 17FIN/01215216		524.61	254,675.72
28.03.18 C-CBA ITM DIV 001211203771		2,000.00	256,675.72
29.03.18 MACQUARIE CMA INTEREST PAID*		273.42	256,949.14
29.03.18 NAOS SMALL CAP S00012886357		262.48	257,211.62

## how to make a transaction

online  
Log in to [www.macquarie.com.au/personal](http://www.macquarie.com.au/personal)

by phone  
Call 133 275 to make a phone transaction

transfers from another bank account  
Transfer funds from another bank to this account:  
BSB 182 512  
ACCOUNT NO. 960895753

deposits using BPay  
From another bank



Biller code: 667022  
Ref: 960 895 753

continued on next



## Macquarie Cash Management Account

enquiries 1800 806 310

account name BERENTS PROJECT MANAGEMENT PTY LTD  
ATF BERENTS SUPER BENEFIT FUND  
PORTFOLIO ACCOUNT  
account no. 960895753

	transactions	debits	credits	balance
29.03.18	C-TLS ITM DIV 001212987839		253.66	257,465.28
03.04.18	C-BSL ITM DIV 001215128186		34.02	257,499.30
05.04.18	C-SOUTH32 DIVIDEND RAU18/00954707		135.53	257,634.83
06.04.18	WOW DIV 001214276715		602.00	258,236.83
12.04.18	C-BXB ITM DIV 001214748153		311.75	258,548.58
20.04.18	C-QBE DIVIDEND FPA18/00824287		81.20	258,629.78
27.04.18	WAM Research Ltd S00012886357		475.00	259,104.78
30.04.18	MACQUARIE CMA INTEREST PAID*		270.75	259,375.53
31.05.18	MACQUARIE CMA INTEREST PAID*		280.86	259,656.39
29.06.18	MACQUARIE CMA INTEREST PAID*		272.10	259,928.49
	CLOSING BALANCE AS AT 30 JUN 18	0.00	9,281.64	259,928.49

\* Stepped interest rates as at 30 June 2018: balances \$0.00 to \$4,999.99 earned 0.00%; balances \$5,000.00 and above earned 1.30%

### annual interest summary 2017/2018

INTEREST PAID	3,342.07
TOTAL INCOME PAID	3,342.07

continued on next

	Date	Dividends Received				Unfranked Amount	Imputation Credit	Withholding Tax
		Dividend Received	Re-Invest	Franked Amount	Unfranked Amount			
<b>SHARES IN LISTED COMPANIES</b>								
AGL ORDINARY FULLY PAID	22/09/2017	400.00	-	320.00	80.00	137.14	-	
AGL ORDINARY FULLY PAID	26/03/2018	432.00	-	345.60	86.40	148.11	-	
AMP ORDINARY FULLY PAID	29/09/2017	524.61	-	472.15	52.46	202.35	-	
AMP ORDINARY FULLY PAID	28/03/2018	524.61	-	472.15	52.46	202.35	-	
ALUMINA ORDINARY FULLY PAID	14/09/2017	675.51	-	675.51	-	289.50	-	
ALUMINA ORDINARY FULLY PAID	15/03/2018	1527.04	-	1527.04	-	654.45	-	
BHP BLT ORDINARY FULLY PAID	26/09/2017	767.76	-	767.76	-	329.04	-	
BHP BLT ORDINARY FULLY PAID	27/03/2018	1023.49	-	1023.49	-	438.64	-	
BLUESCOPE ORD FULLY PAID	16/10/2017	28.35	-	28.35	-	12.15	-	
BLUESCOPE ORD FULLY PAID	03/04/2018	34.02	-	4.91	29.11	2.10	-	
BRAMB LTD ORDINARY FULLY PAID	12/10/2017	311.75	-	93.53	218.22	40.08	-	
BRAMB LTD ORDINARY FULLY PAID	12/04/2018	311.75	-	93.53	218.22	40.08	-	
CWLTH BANK ORDINARY FULLY PAID	29/09/2017	2300.00	-	2300.00	-	985.71	-	
CWLTH BANK ORDINARY FULLY PAID	28/03/2018	2000.00	-	2000.00	-	857.14	-	
CONTANGO ORDINARY FULLY PAID	13/10/2017	409.46	-	204.73	204.73	87.74	-	
CYBG PLC CDI 1:1 FOREIGN EXEMPT LSE	16/02/2018	5.20	-	-	5.20	-	-	
FOLKESTONE ORDINARY FULLY PAID	27/09/2017	7.28	-	7.28	-	3.12	-	
NAT. BANK ORDINARY FULLY PAID	05/07/2017	1188.00	-	1188.00	-	509.14	-	
NAT. BANK ORDINARY FULLY PAID	13/12/2017	1188.00	-	1188.00	-	509.14	-	
NAO SMLCAP ORDINARY FULLY PAID	29/03/2018	262.48	-	262.48	-	112.49	-	
QBE INSUR. ORD FULLY PAID	29/09/2017	446.60	-	133.98	312.62	57.42	-	
QBE INSUR. ORD FULLY PAID	20/04/2018	81.20	-	24.36	56.84	10.44	-	
SOUTH32 ORDINARY FULLY PAID	12/10/2017	115.77	-	115.77	-	49.62	-	
SOUTH32 ORDINARY FULLY PAID	05/04/2018	135.53	-	124.95	10.58	53.55	-	
SEVENWEST ORDINARY FULLY PAID	18/10/2017	26.00	-	26.00	-	11.14	-	
TELSTRA ORDINARY FULLY PAID	28/09/2017	357.43	-	357.43	-	153.18	-	
TELSTRA ORDINARY FULLY PAID	29/03/2018	253.66	-	253.66	-	108.71	-	
WAM RESEAR ORDINARY FULLY PAID	27/10/2017	450.00	-	450.00	-	192.86	-	
WAM RESEAR ORDINARY FULLY PAID	27/04/2018	475.00	-	475.00	-	203.57	-	
WOOLWORTHS ORDINARY FULLY PAID	06/10/2017	700.00	-	700.00	-	300.00	-	
WOOLWORTHS ORDINARY FULLY PAID	06/04/2018	602.00	-	602.00	-	258.00	-	
		17564.50	-	16237.66	1326.84	6958.96	-	
<b>Total</b>		17564.50	-	16237.66	1326.84	6958.96	-	



From First to Last by Investment  
**Audit Check Report**

Investment & entry/error details....

AAN	OK	ALINTA LTD ORDINARY FULLY PAID	
AEJ	OK	REDBNK ENE ORDINARY FULLY PAID	
AGK	OK	AGL ENERGY ORDINARY FULLY PAID	
AGL	OK	AGL ORDINARY FULLY PAID	
AMP	OK	AMP ORDINARY FULLY PAID	
APA	OK	APA GROUP UNITS FULLY PAID STAPLED SECURITIES	
AWC	OK	ALUMINA ORDINARY FULLY PAID	
14/09/2017		Dividend 675.51 Calculated dividend on 12800 is \$675.840	
BBI	OK	B&B INFR STAPLED SECURITIES FULLY PAID	<i>Proceeding</i>
BBP	OK	B&B POWER ORD/UNITS FULLY PAID STAPLED SECURITIES	
BEPPA	OK	BBI EPS EXCHANGEABLE PREFERENCE	
BHP	OK	BHP BLT ORDINARY FULLY PAID	
26/09/2017		Dividend 767.76 Calculated dividend on 1450 is \$767.775	
27/03/2018		Dividend 1023.49 Calculated dividend on 1450 is \$1023.555	
BSL	OK	BLUESCOPE ORD FULLY PAID	<i>Proceeding</i>
BXB	OK	BRAMB LTD ORDINARY FULLY PAID	
CBA	OK	CWLTH BANK ORDINARY FULLY PAID	
CIF	OK	CHALL INFR STAPLED UNITS FULLY PAID	
CIFCA	OK	CHALL INFR CLASS A STAPLED UNITS PART.PD TO \$1.75 \$1.75 UN	
CSS	OK	CLEAN SEAS ORDINARY FULLY PAID	<i>not taken up</i>
27/10/2017		Rights missing 1 for 10 at \$6/share	
CTN	OK	CONTANGO ORDINARY FULLY PAID	<i>chir s-lip sjotted</i>
13/10/2017		Dividend 409.46 Dividend recorded, no history	
01/12/2017		Sale 0 Nil stock on hand	
CTNO	OK	CONTANGO OPTION EXPIRING 28-FEB-2014	
CYB	OK	CYBG PLC CDI 1:1 FOREIGN EXEMPT LSE	<i>Proceeding</i>
16/02/2018		Dividend 5.20 Calculated dividend on 300 is \$5.190	
DVC	OK	DCA GROUP ORDINARY FULLY PAID	
FLK	OK	FOLKESTONE ORDINARY FULLY PAID	
HGG	OK	HENDERSON CHESS DEPOSITORY INTERESTS	
IFN	OK	INFIGEN ENERGY	

From First to Last by Investment  
**Audit Check Report**

Investment & entry/error details....

OK	MACQ PRIV STAPLED SECURITIES	
MPG		
OK		
NAB	NAT. BANK ORDINARY FULLY PAID	
OK		
NSC	NAO SMLCAP ORDINARY FULLY PAID	
29/03/2018	Dividend 262.48	Calculated dividend on 10499 is \$262.475
QBE	QBE INSUR. ORD FULLY PAID	
OK		
REC	RECALL HLD ORDINARY FULLY PAID	
OK		
S32	SOUTH32 ORDINARY FULLY PAID	
12/10/2017	Dividend 115.77	Calculated dividend on 1450 is \$115.710
05/04/2018	Dividend 135.53	Calculated dividend on 1450 is \$135.575
SCP	SHOPCENNAUS UNITS FULLY PAID STAPLED SECURITIES	
OK		
SGY	SOLIMARENE ORDINARY FULLY PAID	
OK		
SWM	SEVENWEST ORDINARY FULLY PAID	
OK		
SWN	SILVERSWAN ORDINARY FULLY PAID	
OK		
TLS	TELSTRA ORDINARY FULLY PAID	
OK		
TWR	TOWER ORDINARY FULLY PAID	
OK		
WAM	WAMCAPITAL ORDINARY FULLY PAID	
OK		
WAN	WA NEWS ORDINARY FULLY PAID	
OK		
WAX	WAM RESEAR ORDINARY FULLY PAID	
OK		
WAXO	WAM RESEAR OPTION EXPIRING 17-JUN-2015	
OK		
WIL	WIL INV FD ORDINARY FULLY PAID	
OK		
WILOA	WIL INV FD OPTIONS EXPIRING 17-JUN-2006	
OK		
WOW	WOOLWORTHS ORDINARY FULLY PAID	
OK		
WOWHA	WOOLWORTHS UNSEC. FLOAT. RATE SUB.PERP.(WOW INC. SECURITIE	
OK		

**Sydney | Head Office**  
Level 7, Chifley Tower  
2 Chifley Square  
Sydney NSW 2000

**Melbourne**  
Level 20  
90 Collins Street  
Melbourne VIC 3000

**Brisbane**  
Level 28  
111 Eagle Street  
Brisbane QLD 4000

**Adelaide**  
Level 23  
91 King William Street  
Adelaide SA 5000

**Canberra**  
Level 7  
54 Marcus Clarke Street  
Canberra ACT 2600

**Perth**  
Level 14  
197 St Georges Terrace  
Perth WA 6000

Telephone: +61 2 9238 1238 Telephone: +61 3 9268 1000 Telephone: +61 7 3036 2500 Telephone: +61 8 7109 6000 Telephone: +61 2 6113 5300 Telephone: +61 8 6188 7643  
Toll Free: 1800 636 625 Toll Free: 1800 150 009 Toll Free: 1800 463 972 Toll Free: 1800 636 625 Toll Free: 1800 636 625 Toll Free: 1800 636 625

BERENTS PROJECT MANAGEMENT PTY LTD  
<BERENTS SUPER BENEFIT AVC>  
UNIT 1  
2 HOLBROOK AVENUE  
KIRRIBILLI NSW 2061

PORTFOLIO VALUATION

Branch: 01 - SYDNEY  
Adviser: RIM - ROBERT MCINNES  
Account No: S6056169

30 June 2018

SECURITIES CODE	DESCRIPTION	UNITS PURCHASE PRICE	BOOK VALUE	MARKET PRICE	MARKET VALUE	PORTFOLIO EARNING (%) RATE (c)	P/E RATIO	DIV RATE	DIV YIELD(%)	ANNUAL INCOME (\$)
AUD										
AGL	AGL ENERGY LIMITED.	800	5,505.64	22.4800	17,984.00	5.03	17.69	104.00	4.63	832
AMP	AMP LIMITED	3,618	18,155.42	3.5600	12,880.08	3.60	12.15	29.00	8.15	1,049
AWC	ALUMINA LIMITED	12,800	19,972.19	2.8000	35,840.00	10.02	18.51	17.21	6.15	2,203
BHP	BHP GROUP LIMITED	1,450	9,810.85	33.9100	49,169.50	13.75	31.02	123.53	3.64	1,791
BSL	BLUESCOPE STEEL LIMITED	567	17,959.8	17.2600	9,786.42	2.74	12.22	11.00	0.64	62
BXB	BRAMBLES LIMITED	2,150	4,216.0	8.8800	19,092.00	5.34	23.19	29.00	3.27	624
CBA	COMMONWEALTH BANK OF AUSTRALIA.	1,000	33,133.5	72.8700	72,870.00	20.38	12.69	430.00	5.90	4,300
CSS	CLEAN SEAS SEAFOOD LIMITED	103,200	19,192.50	0.0500	5,160.00	1.44	27.78	0.00	0.00	0
CYB	CYBG PLC	300	1,098.90	5.6300	1,689.00	0.47	68.00	1.73	0.31	5
FLK	FOLKESTONE LIMITED	224	0.0000	1.1000	246.40	0.07	8.09	3.25	2.95	7
IFN	INFIGEN ENERGY	3,030	5,001.71	0.6600	1,999.80	0.56	16.50	0.00	0.00	0
NAB	NATIONAL AUSTRALIA BANK LIMITED	1,200	16,006.9	27.4100	32,892.00	9.20	14.08	198.00	7.22	2,376
NSC	NAOS SMALL CAP OPPORTUNITIES COMPANY LIMITED	10,499	14,177.00	0.7650	8,031.74	2.25	0.00	6.40	8.37	672
QBE	QBE INSURANCE GROUP LIMITED	2,030	18,087.87	9.7400	19,772.20	5.53	0.00	26.00	2.67	528

**Sydney | Head Office**  
Level 7, Chillee Tower  
2 Chillee Square  
Sydney NSW 2000

**Melbourne**  
Level 20  
90 Collins Street  
Melbourne VIC 3000

**Brisbane**  
Level 28  
111 Eagle Street  
Brisbane QLD 4000

**Adelaide**  
Level 23  
91 King William Street  
Adelaide SA 5000

**Canberra**  
Level 7  
54 Marcus Clarke Street  
Canberra ACT 2600

**Perth**  
Level 14  
197 St Georges Terrace  
Perth WA 6000

Telephone: +61 2 9238 1238 Telephone: +61 3 9288 1000 Telephone: +61 7 3036 2500 Telephone: +61 8 7109 6000 Telephone: +61 2 6113 5300 Telephone: +61 8 6188 7643  
Toll Free: 1800 636 625 Toll Free: 1800 150 009 Toll Free: 1800 463 972 Toll Free: 1800 636 625 Toll Free: 1800 636 625 Toll Free: 1800 636 625

SECURITIES CODE	DESCRIPTION	UNITS	PURCHASE PRICE	BOOK VALUE	MARKET PRICE	MARKET VALUE	PORTFOLIO EARNING RATE (c) (%)	P/E RATIO	DIV RATE YIELD (%)	DIV YIELD (%)	ANNUAL INCOME (\$)	
AUD												
S32	SOUTH32 LIMITED	1,450	0.4604	667.58	3.6100	5,234.50	1.46	27.45	13.15	17.33	4.80	251
SWM	SEVEN WEST MEDIA LIMITED	1,300	6.1286	7,967.13	0.8400	1,092.00	0.31	-43.50	0.00	2.00	2.38	26
TLS	TELSTRA CORPORATION LIMITED	2,306	4.6138	10,639.35	2.6200	6,041.72	1.69	32.00	8.19	26.50	10.11	611
WAX	WAM RESEARCH LIMITED	10,000	0.9951	9,950.92	1.5100	15,100.00	4.22	8.20	18.41	9.25	6.13	925
WOW	WOOLWORTHS GROUP LIMITED	1,400	5.4747	7,664.61	30.5200	42,728.00	11.95	137.73	22.16	93.00	3.05	1,302
	AUD Total			219,481.04		357,609.36	100.00				4.91	17,564

**PORTFOLIO TOTAL: 357,609.36**

**100.00**



**Sydney | Head Office**  
Level 7, Chifley Tower  
2 Chifley Square  
Sydney NSW 2000  
Telephone: +61 2 9238 1238 Telephone: +61 3 9268 1000 Telephone: +61 7 3036 2500  
Toll Free: 1800 636 625 Toll Free: 1800 150 009 Toll Free: 1800 463 972

**Brisbane**  
Level 28  
111 Eagle Street  
Brisbane QLD 4000

**Adelaide**  
Level 23  
91 King William Street  
Adelaide SA 5000

**Canberra**  
Level 7  
54 Marcus Clarke Street  
Canberra ACT 2600

**Perth**  
Level 14  
197 St Georges Terrace  
Perth WA 6000  
Telephone: +61 8 6188 7643  
Toll Free: 1800 636 625

#### Disclaimer and Disclosure

Shaw and Partners Limited ABN 24 003 221 583 ("Shaw") is a participant of ASX Limited, Chi-X Australia Pty Limited and holder of Australian Financial Services Licence number 236048.

In preparing this document, Shaw may have relied on information provided by you, including your investment objectives, risk tolerance and personal circumstances (your personal circumstances may have changed, please contact your adviser or Shaw's Compliance on compliance@shawandpartners.com.au or (02) 9238 4238 immediately. Shaw does not provide taxation or legal advice. For this advice, please consult your relevant professional adviser. Shaw, its employees and advisers have in the past and will earn commission on financial products referred to in this document.

#### Accuracy of information

This document has been compiled from information held by Shaw. Some of this information, such as information regarding your holdings, may have been supplied by you. You should ensure that this information is accurate. All other information has been obtained from sources believed to be reliable, however Shaw makes no representation as to the accuracy of the information and if you rely on this document, you do so at your own risk. Except to the extent that liability cannot be excluded, Shaw disclaims liability for all loss or damage arising from any information expressly or implied published in this document.

Due to systems limitations, certain international securities may show a Book Value of Nil due to the way in which foreign currency conversion was performed. Therefore this report should not be relied upon for capital gains tax calculations. Should you require more comprehensive portfolio performance reporting (including details of transactions, corporate actions, income and realised/unrealised capital gains tax), speak with your Shaw Adviser about our Portfolio Administration Service.

#### Estimates as to future performance

This document may set out estimates of future cash dividends and distributions, including details of estimated franking credits. Generally, these estimates have been compiled from historical data of Shaw's estimates of future dividends and therefore should not be relied on. Past performance is no guarantee of future performance and actual dividend levels may be very different. Where Shaw or your adviser considers, in their absolute discretion, that their estimate of a future yield is preferable, they may override the historically derived estimates and you should review all prospective yields, and discuss any assumptions made, with your adviser. The document assumes you will be entitled to all dividends during the relevant period and you will need to consider the timing of proposed purchases in this light.

# NAOS Small Cap Opportunities Company Limited

ABN: 47 107 617 381  
Place of Incorporation: VIC

## CHESS HOLDING STATEMENT

For statement enquiries contact  
your CHESS Sponsor:

**SHAW AND PARTNERS LIMITED**

LEVEL 5  
60 CASTLEREAGH STREET  
SYDNEY, NSW 2000

☎ 02 9238 1238



045021 02981  
BERENTS PROJECT MANAGEMENT  
PTY LTD  
<BERENTS SUPER BENEFIT A/C>  
UNIT 1  
2 HOLBROOK AVENUE  
KIRRIBILLI NSW 2061

Holder ID Number (HIN): 0031810957

CHESS Sponsor's ID (PID): 02981

Statement Period: December 2017

Page: 1 of 1

### NSC - ORDINARY FULLY PAID

Date	Transaction Type	Transaction ID	Ex/Cum Status	Quantity		Holding Balance
				On	Off	
01 Dec 17	Security Code Change	001297X502NYSF00		10499		10499

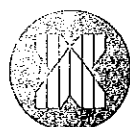
#### FOR YOUR INFORMATION

- ☛ To obtain full terms and conditions of an Issuer's securities contact the Issuer's Registrar or the Issuer directly.
- ☛ For information about CHESS Depository Interests (CDIs) and to obtain a free copy of the Financial Services Guide (FSG) or any supplementary FSG for CHESS Depository Nominees Pty Ltd go to [www.asx.com.au/cdis](http://www.asx.com.au/cdis) or phone 131 279.
- ☛ ASX Settlement may by law need to disclose information in CHESS Holdings to third parties.
- ☛ Do you have a small shareholding? Donate to Australian charities using ShareGift's brokerage-free service & receive tax deduction when over \$2. [www.sharegiftaustralia.org.au](http://www.sharegiftaustralia.org.au)

**Refer overleaf for additional important information**

#### Share Registry Details:

COMPUTERSHARE INVESTOR SERVICES PTY LTD  
GPO BOX 2975  
MELBOURNE VIC 3001  
Ph: 1300 307 613



ASX

Issued By:

ASX Settlement Pty Limited | ABN 49 008 504 532 | PO Box H227, Australia Square, Sydney NSW 1215

# Contango Microcap Limited

A.C.N. 107 617 381  
State of Incorporation/Registration: Victoria

## CHESS HOLDING STATEMENT

For statement enquiries contact  
your CHESS Sponsor:

**SHAW AND PARTNERS LIMITED**

LEVEL 5  
60 CASTLEREAGH STREET  
SYDNEY, NSW 2000

☎ 02 9238 1238



045021 02981  
BERENTS PROJECT MANAGEMENT  
PTY LTD  
<BERENTS SUPER BENEFIT A/C>  
UNIT 1  
2 HOLBROOK AVENUE  
KIRRIBILLI NSW 2061

Holder ID Number (HIN): 0031810957

CHESS Sponsor's ID (PID): 02981

Statement Period: December 2017

Page: 1 of 1

### CTN - ORDINARY FULLY PAID

Date	Transaction Type	Transaction ID	Ex/Cum Status	Quantity		Holding Balance
				On	Off	
	<b>Balance Brought Forward from 27 Oct 06</b>					10499
01 Dec 17	Security Code Change	001297X502NYSF00			10499	0

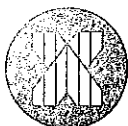
#### FOR YOUR INFORMATION

- ☛ To obtain full terms and conditions of an Issuer's securities contact the Issuer's Registrar or the Issuer directly.
- ☛ For information about CHESS Depository Interests (CDIs) and to obtain a free copy of the Financial Services Guide (FSG) or any supplementary FSG for CHESS Depository Nominees Pty Ltd go to [www.asx.com.au/cdis](http://www.asx.com.au/cdis) or phone 131 279.
- ☛ ASX Settlement may by law need to disclose information in CHESS Holdings to third parties.
- ☛ Do you have a small shareholding? Donate to Australian charities using ShareGift's brokerage-free service & receive tax deduction when over \$2. [www.sharegiftaustralia.org.au](http://www.sharegiftaustralia.org.au)

**Refer overleaf for additional important information**

#### Share Registry Details:

COMPUTERSHARE INVESTOR SERVICES PTY LTD  
GPO BOX 2975  
MELBOURNE VIC 3001  
Ph: 1300 307 613




ASX

Issued By:

ASX Settlement Pty Limited | ABN 49 008 504 532 | PO Box H227, Australia Square, Sydney NSW 1215

**Update your information:**

 **Online:**  
www.investorcentre.com/au/contact

 **By Mail:**  
Computershare Investor Services Pty Limited  
GPO Box 2975 Melbourne  
Victoria 3001 Australia

**Enquiries:**

(within Australia) 1300 723 487  
(international) 61 3 9415 4840

**Holder Identification Number (HIN)**

**X0031810957**

ASX Code	QBE
TFN/ABN Status	Quoted
Record Date	25 August 2017
Payment Date	29 September 2017
Direct Credit Reference No.	825491

003603 007 QBE



BERENTS PROJECT MANAGEMENT  
PTY LTD  
<BERENTS SUPER BENEFIT A/C>  
UNIT 1  
2 HOLBROOK AVENUE  
KIRRIBILLI NSW 2061

**2017 Interim Dividend — Payment Statement**

Dear QBE Shareholder,

This payment represents an interim dividend of 22 cents per share for the half year ended 30 June 2017. This dividend is paid on the shares registered in your name and entitled to participate as at the record date of **25 August 2017**. This payment is 30% franked at the corporate tax rate of 30%. The whole of the unfranked amount of this dividend has been declared to be conduit foreign income.

To update your TFN, bank account and other details online, please register at [www.investorcentre.com](http://www.investorcentre.com)

Class description	Dividend per share	Participating shares	Franked amount \$	Unfranked amount \$	Franking credit \$	Dividend payment \$
Fully Paid Ordinary	22 cents	2,030	133.98	312.62	57.42	446.60
<b>Net Payment</b>						<b>\$446.60</b>

**Payment instruction — Direct Credit**

Macquarie Bank Ltd  
BSB: 184-446  
Account number: 120673876

**Amount Deposited**  
**\$446.60**

Note: Australian tax law requires us to provide your payment details to the Australian Tax Office. You should keep this statement to assist in preparing your tax return.

All Registry communications to:  
Link Market Services Limited  
Locked Bag A14  
Sydney South NSW 1235  
Telephone: +61 1300 368 664  
ASX Code: WOW

Email: woolworths@linkmarketservices.com.au  
Website: www.linkmarketservices.com.au



007 014619

BERENTS PROJECT MANAGEMENT  
PTY LTD  
<BERENTS SUPER BENEFIT A/C>  
UNIT 1  
2 HOLBROOK AVENUE  
KIRIRIBILLI NSW 2061

#### Key Details

**Payment date:** 06 October 2017  
**Record date:** 08 September 2017  
**SRN/HIN:** X00031810957  
**TFN/ABN Status:** QUOTED

### Final dividend statement for the six months ended 25 June 2017

This dividend is 100% franked with Australian franking credits at the company tax rate of 30%.

Description	Dividend rate per share	Participating holding	Unfranked amount	Franked amount	Total amount	Franking credit
Final Dividend	50 cents	1,400	\$0.00	\$700.00	\$700.00	\$300.00
<b>Total payment amount:</b>					\$700.00	

#### Payment Instructions

**Bank Name:** MACQUARIE BANK

**BSB:** 182-512

**ACC:** \*\*\*\*5753

**ACCOUNT NAME:** BERENTS PROJECT MANAGEMENT

**Payment Reference Number:** 001207647737

The payment has been made into the above account. If this account is not valid please see over for instructions to update your details. Once your details have been updated, payment will be made within 10 business days.

Your personal details can be updated at [www.linkmarketservices.com.au](http://www.linkmarketservices.com.au). Please see over for online login instructions.

**Retain this statement to assist in preparing your tax return.**



007 001643

BERENTS PROJECT MANAGEMENT  
PTY LTD  
<BERENTS SUPER BENEFIT A/C>  
UNIT 1  
2 HOLBROOK AVENUE  
KIRRIBILLI NSW 2061

## Dividend Statement

**Payment date:** 12 October 2017  
**Record date:** 14 September 2017  
**Reference no.:** X00031810957

## TFN/ABN RECEIVED AND RECORDED

Dear Shareholder,

The details below relate to the final dividend for the year ended 30 June 2017 payable on shares that are entitled to participate in the dividend at the record date.

This dividend is 30% franked at the company tax rate of 30%. Please note that the unfranked portion of the dividend is conduit foreign income and is therefore free from Australian dividend withholding tax when paid to non-Australian resident shareholders.

Description	Dividend rate per share	Participating holding	Unfranked amount \$	Franked amount \$	Total amount \$	Franking credit \$
Final Dividend	14.5 cents	2,150	\$218.22	\$93.53	\$311.75	\$40.08

**Dividend amount: \$311.75**

## DIVIDEND REMITTED TO:

MACQUARIE BANK  
1 SHELLEY STREET  
SYDNEY NSW 2000  
BERENTS PROJECT MANAGEMENT  
BSB: 182-222 ACC: \*\*\*\*\*3876  
DIRECT CREDIT REFERENCE NO.: 001208208480

For your convenience, you can update your details by visiting the Link Market Services Limited website ([www.linkmarketservices.com.au](http://www.linkmarketservices.com.au)). Please see overleaf for online login instructions.

Note: You should retain this statement to assist in preparing your tax return as a charge may be levied for replacement. All investors should seek independent advice relevant to their own particular circumstances. The total amount together with the franking credit should be disclosed as assessable income in your tax return.



BlueScope Steel Limited  
ABN 16 000 011 058

All Registry communications to:  
BlueScope Steel Limited  
C/- Link Market Services Limited  
Locked Bag A14 Sydney South NSW 1235 Australia  
Telephone : +61 1300 855 998  
ASX Code: BSL  
Email: bluescopesteel@linkmarketservices.com.au  
Website: www.linkmarketservices.com.au



007 002774

BERENTS PROJECT MANAGEMENT  
PTY LTD  
<BERENTS SUPER BENEFIT A/C>  
UNIT 1  
2 HOLBROOK AVENUE  
KIRRIBILLI NSW 2061

## Dividend Statement

**Payment date:** 16 October 2017  
**Record date:** 11 September 2017  
**Reference No.:** X00031810957  
**TFN/ABN:** Quoted

Dear Investor,

The details below relate to a final dividend of 5 cents per share for the period ended 30 June 2017 payable on ordinary shares entitled to participate in the dividend at the record date.

This dividend is 100% franked at the company tax rate of 30%.

Description	Dividend rate per share	Participating holding	Unfranked amount	Franked amount	Total amount	Franking credit
Ordinary Shares	5 cents	567	\$0.00	\$28.35	\$28.35	\$12.15
				<b>Net Amount:</b>	<b>\$28.35</b>	

### BANKING INSTRUCTIONS:

BANK NAME: MACQUARIE BANK  
ACCOUNT NAME: BERENTS PROJECT MANAGE P/L  
BSB NUMBER: 182-222  
ACCOUNT NUMBER: \*\*\*\*\*3876  
DIRECT CREDIT REFERENCE.: 001208050681

A payment has been made into the above account. If this account is not valid, you can update your details at [www.linkmarketservices.com.au](http://www.linkmarketservices.com.au). Once your banking instructions have been updated, a payment will be made within 10 business days.

**Currency Options:** Future dividends can be paid in AUD, CHF, EUR, GBP, HKD, NZD, SGD or USD into a bank account held in the country of the nominated currency.

You can update your banking instructions and other details by visiting the Link Market Services website at [www.linkmarketservices.com.au](http://www.linkmarketservices.com.au)

**Dividend Reinvestment Plan:** The BlueScope Steel Limited Dividend Reinvestment Plan (DRP) has been suspended for this dividend.

**Australian Taxation Statement:** The total amount together with the franking credit should be disclosed as assessable income in your tax return. Please retain this statement for taxation purposes as a charge may be levied for replacement.

**Change of address:** Issuer sponsored investors, please advise promptly in writing any change in your address. Broker sponsored investors, (ie.your reference number begins with "X") you must advise your change of address to your broker.



Seven West Media Limited ABN 91 053 480 845

All correspondence and enquiries to:

**BoardRoom**  
Smart Business Solutions

Boardroom Pty Limited  
ABN 14 003 209 836  
GPO Box 3993  
Sydney NSW 2001

Tel: 1800 000 639 (within Australia)  
Tel: +61 2 9290 9600 (outside Australia)  
Fax: +61 2 9279 0664  
www.boardroomlimited.com.au  
enquiries@boardroomlimited.com.au



007\_61259-1\_000046

BERENTS PROJECT MANAGEMENT  
PTY LTD  
<BERENTS SUPER BENEFIT A/C>  
UNIT 1  
2 HOLBROOK AVENUE  
KIRRIBILLI NSW 2061

**Reference Number:** S00012886357  
**TFN/ABN Status:** Quoted  
**Subregister:** CHESS  
**Record Date:** 26-09-2017  
**Payment Date:** 18-10-2017

## 2017 Final Dividend

Dear Shareholder

Seven West Media Limited has paid a final dividend for the year ended 24 June 2017 of 2 cents per ordinary share. This dividend was paid on the number of shares registered in your name and entitled to participate as at the record date 26 September 2017. This payment is 100% franked at the corporate tax rate of 30%.

**Security Class:** Fully Paid Ordinary Shares

**ASX Code:** SWM

Number of Shares held at Record Date	Dividend Amount per Share	Franked Amount	Unfranked Amount	Gross Dividend Payment	Net Dividend Payment	Franking Credit
1,300	2 cents	\$26.00	Nil	\$26.00	\$26.00	\$11.14

To update your TFN, bank account and other details please visit [www.investorserve.com.au](http://www.investorserve.com.au) (for Shareholders) or [www.employeeserve.com.au/sevenwest](http://www.employeeserve.com.au/sevenwest) (for Employees). Alternatively, please contact Boardroom Pty Limited on 1800 000 639 (or +61 2 9290 9600 if outside Australia) or email [enquiries@boardroomlimited.com.au](mailto:enquiries@boardroomlimited.com.au).

## Direct Credit Payment Confirmation

Your total net dividend payment has been paid in accordance with your instructions as shown below:

**Bank Name:** Macquarie Bank Limited  
**BSB:** 182-512  
**Account Number:** 960895753

<b>Amount Deposited</b>
<b>AUD\$26.00</b>

Please check the above details are correct and that payment has been credited to your account.

Please retain this statement for taxation purposes





South32 Limited  
ABN 64 093 732 597

010470 007 S32



BERENTS PROJECT MANAGEMENT  
PTY LTD  
<BERENTS SUPER BENEFIT A/C>  
UNIT 1  
2 HOLBROOK AVENUE  
KIRIBILLI NSW 2061

### Update your information:

**Online:**  
www.computershare.com.au/investor

**By Mail:**  
Computershare Investor Services Pty Ltd  
GPO Box 2975 Melbourne  
Victoria 3001 Australia

### Enquiries:

(within Australia) 1800 019 953  
(international) +61 3 9415 4169

### Holder Identification Number (HIN)

**X 0031810957**

ASX Code	S32
TFN/ABN Status	Quoted
Record Date	15 September 2017
Payment Date	12 October 2017
Direct Credit Reference No.	961082

## 2017 Final Dividend

The dividend statement and direct credit advice below represents your final dividend for the year ended 30 June 2017. This dividend is paid at the rate of 6.4 US cents (equivalent to 7.984341 Australian cents) per share on your holding of fully paid ordinary shares registered in your name and entitled to participate as at the record date of 15 September 2017. All amounts are in Australian dollars, except where indicated.

This dividend has been franked in Australia at a rate of 100% and the company tax rate used to determine the franking credit is 30%.

If you would like to provide your TFN/ABN/Exemptions, view any outstanding payments, change payment options or view your shareholding, please visit [www.computershare.com.au/investor](http://www.computershare.com.au/investor).

Class Description	Amount per Security	Number of Securities	Franked Amount	Unfranked Amount	Gross Payment
Ordinary Shares	7.984341 cents	1,450	\$115.77	\$0.00	\$115.77
<b>Net Payment</b>					<b>\$115.77</b>
<b>Franking Credit</b>					<b>\$49.62</b>

Note: You should retain this statement to assist you in preparing your tax return.

## Your Payment Instruction

MACQUARIE BANK LTD  
BSB: 182-222 Account number: 120673876

Amount Deposited

**A\$115.77**


If payment cannot be made to the above account, the dividend amount will be withheld pending receipt of your valid direct credit instructions.

South32 pays all dividend payments by direct credit only to Australian, New Zealand, United Kingdom and United States bank or financial institution accounts. Please ensure your bank details are kept up to date via the Computershare investor Centre at [www.computershare.com.au/investor](http://www.computershare.com.au/investor)

To start receiving your statements online simply visit [www.computershare.com.au/investor](http://www.computershare.com.au/investor)

**Update your information:**

 **Online:**  
www.computershare.com.au/easyupdate/ctn

 **By Mail:**  
Computershare Investor Services Pty Limited  
GPO Box 2975 Melbourne  
VIC 3001 Australia

**Enquiries:**

(within Australia) 1300 850 505  
(international) +61 3 9415 4000

**Holder Identification Number (HIN)**

X 0031810957

ASX Code	CTN
TFN/ABN Status	Quoted
Record Date	4 October 2017
Payment Date	13 October 2017
Direct Credit Reference No.	801020

**FY 2017 Final Dividend**

Dear Securityholder,

This payment represents a final dividend of 3.9 cents per share. This dividend is paid on the shares registered in your name and entitled to participate as at the record date of 4 October 2017. This payment is 50% franked at the corporate tax rate of 30% and the unfranked portion is declared to be nil Conduit Foreign Income.

Please register at [www.computershare.com.au/easyupdate/ctn](http://www.computershare.com.au/easyupdate/ctn) in order to update your TFN, bank account and other details, including participation in the company's Dividend Reinvestment Plan.

Hari Morfis  
Company Secretary

Class Description	Amount per Security	Number of Securities	Franked Amount	Unfranked Amount	Gross Payment
Ordinary Shares	3.9 Cents	10,499	\$204.73	\$204.73	\$409.46
				<b>Net Payment</b>	<b>\$409.46</b>
				Franking Credit	\$87.74

Note: You should retain this statement to assist you in preparing your tax return.

**Your Payment Instruction**

MACQUARIE BANK LTD  
BSB: 182-512 Account number: 960895753

**Amount Deposited**  
**\$409.46**

**Update Your Details:**



Online:  
[www.investorcentre.com/au/contact](http://www.investorcentre.com/au/contact)

**Enquiries:**



**By Phone:**  
 (within Australia) 1300 556 050  
 (outside Australia) +61 3 9415 4027



**By Mail:**  
 Computershare Investor Services Pty Limited  
 GPO Box 2975 Melbourne  
 Victoria 3001 Australia

001891 007 AWC



BERENTS PROJECT MANAGEMENT  
 PTY LTD  
 <BERENTS SUPER BENEFIT A/C>  
 UNIT 1  
 2 HOLBROOK AVENUE  
 KIRRIBILLI NSW 2061

**Holder Identification Number (HIN)**

**X 0031810957**

ASX Code	AWC
TFN/ABN Status	Quoted
Record Date	30 August 2017
Payment Date	14 September 2017
Direct Credit Reference No.	826840

**Notification of 2017 Interim Dividend - Paid 14 September 2017**

Dear Shareholder,

We have pleasure in advising the payment of the 2017 Interim Dividend at the rate of 4.2 US cents (equivalent to 5.27740 Australian cents) per share has been forwarded for direct credit to the account detailed below. The dividend is paid on the number of shares registered in your name and entitled to participate as at the Record Date of 30 August 2017.

All amounts are in Australian dollars.

For income tax purposes this dividend is 100% franked at the rate of 30%.

Stephen Foster  
 Company Secretary

Class Description	Number of Shares	Dividend per Share	Unfranked Amount	Franked Amount	Franking Credit
Ordinary Shares	12,800	5.27740 cents	A\$0.00	A\$675.51	A\$289.50
<b>Net Payment</b>					<b>A\$675.51</b>

**Note: You should retain this statement to assist you in preparing your tax return.**

**Your Payment Instruction**

MACQUARIE BANK LTD  
 BSB: 182-512 Account number: 960895753

**Amount Deposited**

**A\$675.51**

If payment cannot be made to the above instruction, a cheque will be forwarded to your registered address.



# Dividend Statement

### Need assistance?

[www.nabgroup.com/shareholder](http://www.nabgroup.com/shareholder)

(in Australia) 1300 367 647  
(outside Australia) +61 3 9415 4299

### Holder Identification Number (HIN)

X0031810957

### Summary of key information

Payment Date 13 December 2017  
Record Date 10 November 2017  
TFN/ABN status Quoted  
ASX code NAB  
Direct Credit Reference No. 472291

017728  
007  
NAB  
BERENTS PROJECT MANAGEMENT  
PTY LTD  
<BERENTS SUPER BENEFIT A/C>  
UNIT 1  
2 HOLBROOK AVENUE  
KIRRIBILLI NSW 2061

## Final Dividend for the year ended 30 September 2017

The dividend is 100% franked at the relevant Australian Corporate Tax Rate of 30%.

Ordinary Shares	Dividend Rate per Share	Unfranked Amount	Franked Amount	Franking Credit	Dividend Summary
1,200	99 cents	\$0.00	\$1,188.00	\$509.14	1,200 shares x 99 cents = \$1,188.00

## Payment details

The cash dividend amount of \$1,188.00 has been credited to:

MACQUARIE BANK LTD  
BSB: 182-512 ACC: \*\*\*\*5753

## Taxation information

### Australian resident shareholders

Franked Amount: This should be included in your assessable income.  
Franking Credit: This may also need to be included in your assessable income.  
This amount may be available as a tax offset to reduce your income tax liability.

### New Zealand Imputation Credits

New Zealand tax law requires us to notify shareholders that New Zealand imputation credits have been attached to this dividend at a rate of NZ\$0.10 per share. These credits are only relevant for shareholders required to file a New Zealand income tax return.

If you are unsure of the tax treatment of your dividend, please contact your accountant or taxation adviser.

**Dividend Amount \$1,188.00**

228738\_DCB\_INT/017728/018208/02



007/05564  
**BERENTS PROJECT MANAGEMENT  
 PTY LTD**  
 <BERENTS SUPER BENEFIT A/C>  
 UNIT 1  
 2 HOLBROOK AVENUE  
 KIRRIBILLI NSW 2061

Telstra Share Registrar  
 C/- Link Market Services Limited  
 PO Box A942, SYDNEY SOUTH NSW 1234

T (Australia): 1300 88 66 77  
 T (Overseas): +61 2 8280 7756  
 E: [telstra@linkmarketservices.com.au](mailto:telstra@linkmarketservices.com.au)  
 W: [www.linkmarketservices.com.au/telstra](http://www.linkmarketservices.com.au/telstra)

For the period ended 31 December 2017

The dividend payment of Telstra Corporation Limited for the period ended 31 December 2017 includes an interim ordinary dividend of 7.5 cents per share and an interim special dividend of 3.5 cents per share, both 100% franked at the company tax rate of 30%. This total dividend amount and franking credit may need to be disclosed as assessable income on your Australian Tax Return. Please keep this statement for your tax records as a fee will be charged for a replacement.

Dividend Type	Rate	Number of Shares	Dividend Amount	Franking Credit	Total Dividend	Net Dividend
Interim ordinary dividend 7.5 cents per share and Interim special dividend 3.5 cents per share	11 cents	2,306	\$0.00	\$253.66	\$253.66	\$108.71

**Your dividend payment has been credited to your nominated account (listed below):**

**BSB:** 182-222

**Account Number:** \*\*\*\*\*3876

**Account Name:** BERENTS PROJECT MNGMNT PL

**Direct Credit:** 001212987839

**Reference Number:** (a unique code for your dividend payment which will appear on your bank statement).

A payment has been made into the above account. If this account is not valid, please visit [www.linkmarketservices.com.au/telstra](http://www.linkmarketservices.com.au/telstra) to update your details. Once your details have been updated, a payment will be made within 7 business days.

**Dividend Reinvestment Plan (DRP)**

If you're a resident of Australia or New Zealand, you can choose to have your dividends reinvested into additional Telstra shares under our Dividend Reinvestment Plan (DRP).

To register for the DRP please go to [www.linkmarketservices.com.au/telstra](http://www.linkmarketservices.com.au/telstra). For more information on our DRP, including the DRP rules, visit [www.telstra.com/drp](http://www.telstra.com/drp).

For more information visit [www.telstra.com/drp](http://www.telstra.com/drp)

**HIN/SRN:** X00031810957  
**Record Date:** 1 March 2018

**Share Class:** Ordinary  
**Payment Date:** 29 March 2018

**TFN/ABN Status:** Quoted

Update your details online at [www.linkmarketservices.com.au/telstra](http://www.linkmarketservices.com.au/telstra)

Telstra Corporation Limited  
 ACN 051 775 556  
 ABN 33 051 775 5556



South32 Limited  
ABN 84 093 732 597

☎ 009853 007 S32



BERENTS PROJECT MANAGEMENT  
PTY LTD  
<BERENTS SUPER BENEFIT A/C>  
UNIT 1  
2 HOLBROOK AVENUE  
KIRRIBILLI NSW 2061

## UPDATE YOUR INFORMATION



**ONLINE:**  
[www.computershare.com.au/investor](http://www.computershare.com.au/investor)



**MAIL:**  
Computershare Investor Services Pty Limited  
GPO Box 2975 Melbourne  
Victoria 3001 Australia

## ENQUIRIES



**PHONE:**  
1800 019 953 (within Australia)  
+61 3 9415 4169 (outside Australia)

## HOLDER IDENTIFICATION NUMBER (HIN)

**X 0031810957**  
ASX Code **S32**  
TFN/ABN Status: **Quoted**  
Record Date: **9 March 2018**  
Payment Date: **5 April 2018**

## INTERIM AND SPECIAL DIVIDEND

This payment represents an interim dividend of 4.3 US cents (equivalent to 5.505797 Australian cents) per share and a special dividend of 3 US cents (equivalent to 3.841254 Australian cents) per share for the half year ended 31 December 2017. These dividends are paid on the Ordinary Shares registered in your name and entitled to participate as at the record date of 9 March 2018. All amounts are in Australian Dollars, except where indicated.

The interim dividend has been franked at a rate of 100% and the special dividend has been franked at a rate of 81% in Australia. The company tax rate used to determine the franking credit is 30%.

If you would like to provide your TFN/ABN/Exemptions, view any outstanding payments, change payment options or view your shareholding, please visit [www.computershare.com.au/investor](http://www.computershare.com.au/investor).

PAYMENT TYPE	AMOUNT PER SECURITY	NUMBER OF SECURITIES	FRANKED AMOUNT	UNFRANKED AMOUNT	GROSS PAYMENT
Interim	5.505797 cents	1,450	\$79.83	\$0.00	\$79.83
Special	3.841254 cents	1,450	\$45.12	\$10.58	\$55.70
<b>Net Payment</b>					<b>\$135.53</b>
Franking Credit					\$53.55

## PAYMENT INSTRUCTIONS

### MACQUARIE BANK LTD

BSB: **182-222**  
Account Number: **120673876**  
Payment Reference: **954707**  
Amount Paid: **A\$135.53**

**Note:** You should retain this statement to assist you in preparing your tax return.

If payment cannot be made to the above account, the dividend amount will be withheld pending receipt of your valid direct credit instruction. Please ensure your bank details are kept up to date.

# WOOLWORTHS GROUP

Woolworths Group Limited  
ABN 88 000 014 675

All Registry communications to:  
Link Market Services Limited  
Locked Bag A14  
Sydney South NSW 1235  
Telephone: +61 1300 368 664  
ASX Code: WOW

Email: woolworths@linkmarketservices.com.au  
Website: www.linkmarketservices.com.au



007 013799

BERENTS PROJECT MANAGEMENT  
PTY LTD  
<BERENTS SUPER BENEFIT A/C>  
UNIT 1  
2 HOLBROOK AVENUE  
KIRRIBILLI NSW 2061

## Key Details

**Payment date:** 06 April 2018  
**Record date:** 02 March 2018  
**SRN/HIN:** X00031810957  
**TFN/ABN Status:** QUOTED

## Interim dividend statement for the six months ended 31 December 2017

This dividend is 100% franked with Australian franking credits at the company tax rate of 30%.

Description	Dividend rate per share	Participating holding	Unfranked amount	Franked amount	Total amount	Franking credit
Interim Dividend	43 cents	1,400	\$0.00	\$602.00	\$602.00	\$258.00
<b>Total payment amount:</b>					<b>\$602.00</b>	

## Payment Instructions

**Bank Name:** MACQUARIE BANK

**BSB:** 182-512

**ACC:** \*\*\*\*\*5753

**ACCOUNT NAME:** BERENTS PROJECT MANAGEMENT

**Payment Reference Number:** 001214276715

The payment has been made into the above account. If this account is not valid, please login to Link Market Services website [www.linkmarketservices.com.au](http://www.linkmarketservices.com.au) to update your details. Once your details have been updated, payment will be made within 10 business days.

Your personal details can be updated at [www.linkmarketservices.com.au](http://www.linkmarketservices.com.au).

Retain this statement to assist in preparing your tax return.



Update Your Information

www.investorcentre.com/au/  
qbe.queries@computershare.com



Computershare Investor Services Pty Limited  
GPO Box 2975  
Melbourne Victoria 3001 Australia



1300 723 487 (within Australia)  
+61 3 9415 4840 (outside Australia)



003540 007 QBE



BERENTS PROJECT MANAGEMENT  
PTY LTD  
<BERENTS SUPER BENEFIT A/C>  
UNIT 1  
2 HOLBROOK AVENUE  
KIRRIBILLI NSW 2061

Holder Identification Number (HIN)  
X0031810957

ASX Code QBE  
TFN/ABN Status Quoted  
Record Date 9 March 2018  
Payment Date 20 April 2018

## 2017 Final Dividend Notice

The details below relate to the final dividend of 4 cents per share for the year ended 31 December 2017. This dividend is 30% franked at the company tax rate of 30%. The whole of the unfranked amount of this dividend has been declared to be conduit foreign income.

CLASS DESCRIPTION	DIVIDEND PER SHARE	PARTICIPATING SHARES	FRANKED AMOUNT \$	UNFRANKED AMOUNT \$	FRANKING CREDIT \$	DIVIDEND PAYMENT \$
Fully Paid Ordinary	4 cents	2,030	24.36	56.84	10.44	81.20
<b>Net Payment (AUD\$)</b>						<b>\$81.20</b>

You should keep this statement to assist in preparing your tax return.

### Payment instruction

Macquarie Bank Ltd

BSB: 184-446

Account Number: 120673876

Direct Credit Reference No. 824287

**Amount Deposited \$81.20**

234884\_021PZJ



Upcoming  
Events

3 May 2018 - Annual General Meeting





007 2121

BERENTS PROJECT MANAGEMENT  
PTY LTD  
<BERENTS SUPER BENEFIT A/C>  
UNIT 1  
2 HOLBROOK AVENUE  
KIRRIBILLI NSW 2061

Reference Number: S00012886357  
TFN/ABN Status: Quoted  
Subregister: CHES  
Record Date: 13/04/2018  
Payment Date: 27/04/2018

## Dividend Statement

Payment Description: Interim Dividend for period ended 31 December 2017

Security Class: Fully Paid Ordinary Shares

ASX Code: WAX

Number of shares held at Record Date	Dividend Rate per share	Gross Dividend	Withholding Tax <sup>1</sup>	Net Dividend Credited	Franked Amount <sup>2</sup>	Unfranked Amount	Franking Credit <sup>3</sup>
10,000	4.75 cents	\$475.00	Nil	\$475.00	\$475.00	Nil	\$203.57

- This withholding tax applies to you if the dividend amount is partially or totally unfranked and you are a:
  - resident of Australia and your TFN or ABN has not been recorded by the share registry. TFN withholding tax is deducted from the gross unfranked portion of the dividend at the highest marginal tax rate applying to personal income; or
  - non-resident of Australia. Non-resident withholding tax (30%) is deducted from the gross unfranked portion of the dividend unless you are a resident of a country which has entered into a Double Taxation Agreement with Australia. In that case a lower rate (generally 15%) may apply.
- This dividend is 100% franked.
- The franking credit has been calculated at the rate of 30%.

## Direct Credit Instruction

The total net payment has been paid in accordance with your instructions as shown below:

Bank Domicile:	AUS	Receipt Currency:	AUD
Bank Account Type:	Domestic	Amount Deposited:	475.00
Bank Code:	182-512		
Account Number:	*****5753		
Exchange Rate:	N/A		



005913 007 CYB



BERENTS PROJECT MANAGEMENT  
PTY LTD  
<BERENTS SUPER BENEFIT A/C>  
UNIT 1  
2 HOLBROOK AVENUE  
KIRRIBILLI NSW 2061

### Update your information:

**Online:**  
www.computershare.com.au/easyupdate/CYB

**By Mail:**  
Computershare Investor Services Pty Limited  
GPO Box 2975 Melbourne  
Victoria 3001 Australia

### Enquiries:

(within Australia) 1800 764 308  
(international) +61 3 9415 4142

### Holder Identification Number (HIN)

**X0031810957**

ASX Code	CYB
TFN/ABN Status	Not Required
Record Date	19 January 2018
Payment Date	16 February 2018
Direct Credit Reference No.	886133

## Final Dividend

Dear CDI holder,

The details below represent payment of the final dividend of GBP£0.01 per Chess Depository Interest (CDI) for the year ended 30 September 2017, payable on 16 February 2018, on the undermentioned holding of CDIs registered in your name on 19 January 2018.

Please log into [www.computershare.com.au/easyupdate/CYB](http://www.computershare.com.au/easyupdate/CYB) in order to update your TFN, banking details, or other details online.

Class Description	Amount per CDI (GBP)	Number of CDIs	Gross Payment (GBP)
CYBG PLC CDIs	£0.01	300	£3.00
			Less non resident withholding tax
			£0.00
			<b>Net Payment (GBP£)</b>
			<b>£3.00</b>
			<b>Net Payment (AUD\$)</b>
			<b>\$5.20</b>

The UK Pound Sterling conversion rate to Australian Dollar as at 11:00am (GMT) on 22 January 2018 was GBPE1.00 = AUD\$1.7338

**Note:** You should retain this statement to assist you in preparing your tax return.

## Your Payment Instruction

MACQUARIE BANK LTD  
BSB: 182-512 Account number: 960895753

**Amount Deposited**  
**AUD\$5.20**



Contact details

Australia 1300 654 442
New Zealand 0800 448 062
Other countries +613 9415 4051

ampservices@computershare.com.au

amp.com.au/shares

AMP share registry
GPO Box 2980
Melbourne VIC 3001
Australia

012815 007 AMP



BERENTS PROJECT MANAGEMENT
PTY LTD
<BERENTS SUPER BENEFIT A/C>
UNIT 1
2 HOLBROOK AVENUE
KIRIRIBILLI NSW 2061

Your shareholding

Table with 2 columns: SHARE CLASS, HOLDER NUMBER. Row: Ordinary shares, x0031810957

TFN OR ABN
You have provided a TFN or ABN

Table with 2 columns: RECORD DATE, PAYMENT DATE. Row: 22 February 2018, 28 March 2018

You must keep this document for your tax records.

2017 final dividend notice

2017 final dividend notice

Summary table with 4 columns: DIVIDEND RATE (14.5 cents), SHARES HELD (3,618), GROSS DIVIDEND (A\$524.61), AUSTRALIAN TAX DEDUCTED (A\$0.00), DIVIDEND PAID (A\$524.61)

We will pay the dividend to: MACQUARIE BANK LTD BSB: 182-512 ACC: 960895753

Franking

Table with 4 columns: FRANKING RATE (30%), FRANKED AMOUNT (A\$472.15), UNFRANKED AMOUNT (A\$52.46), FRANKING CREDIT (A\$202.35)

This dividend has been franked in Australia at a rate of 90% and the company tax rate used to determine the franking credit is 30%. The whole of the unfranked amount of this dividend has been declared to be conduit foreign income.

The next AMP dividend will be paid on 28/9/2018. For your dividend payment to be processed correctly, any changes to your shareholding must be recorded on the share register by 23/8/2018.

Your AMP shares are managed separately to your AMP products. When changing your details, please ensure you update your details for both your products and your shares. To update your details for your AMP products go to amp.com.au or amp.co.nz and click on 'Contact us'.



**AGL Energy Limited**

ABN 74 115 061 375

All Registry communications to:  
Link Market Services Limited  
Locked Bag A14  
Sydney South NSW 1235 Australia  
Telephone (free call within Australia): +61 1800 824 513  
ASX Code: AGL  
Email: [aglenergy@linkmarketservices.com.au](mailto:aglenergy@linkmarketservices.com.au)  
Website: [www.agl.com.au](http://www.agl.com.au)



007 003979

BERENTS PROJECT MANAGEMENT  
PTY LTD  
<BERENTS SUPER BENEFIT A/C>  
UNIT 1  
2 HOLBROOK AVENUE  
KIRRIBILLI NSW 2061

**Key Details**

**Payment date:** 26 March 2018  
**Record date:** 23 February 2018  
**SRN/HIN:** X00031810957  
TFN/ABN RECEIVED AND RECORDED

**Interim dividend statement for the six months ended 31 December 2017**

The dividend is 80% franked at the company tax rate of 30%. Please note that the 100% of the unfranked portion of the dividend is declared to be conduit foreign income and is therefore free from Australian dividend withholding tax when paid to non-resident shareholders.

Description	Dividend rate per share	Participating holding	Unfranked amount	Franked amount	Total amount	Franking credit
Ordinary Shares	A\$0.54	800	\$86.40	\$345.60	\$432.00	\$148.11
<b>Net dividend amount:</b>					<b>\$432.00</b>	

**PAYMENT INSTRUCTIONS**

**MACQUARIE BANK**

**BSB:** 184-446

**ACC:** \*\*\*\*\*3876 **ACCOUNT NAME:** BERENTS PROJECT MANAGEMENT

**PAYMENT REFERENCE NUMBER:** 001212087461

The payment has been made into the above account. If this account is not valid please turn over for instructions to update your details. Once your details have been updated, payment will be made within 10 business days.

**Retain this statement to assist in preparing your tax return.**



**BlueScope Steel Limited**  
 ABN 16 000 011 058

All Registry communications to:  
 BlueScope Steel Limited  
 C/- Link Market Services Limited  
 Locked Bag A14 Sydney South NSW 1235 Australia  
 Telephone : +61 1300 855 998  
 ASX Code: BSL  
 Email: bluescopesteel@linkmarketservices.com.au  
 Website: www.linkmarketservices.com.au



007 002514  
 BERENTS PROJECT MANAGEMENT  
 PTY LTD  
 <BERENTS SUPER BENEFIT A/C>  
 UNIT 1  
 2 HOLBROOK AVENUE  
 KIRRIBILLI NSW 2061

## Dividend Statement

**Payment date:** 3 April 2018  
**Record date:** 5 March 2018  
**Reference No.:** X00031810957  
**TFN/ABN:** Quoted

Dear Investor,

The details below relate to an interim dividend of \$0.06 per share for the period ended 31 December 2017 payable on ordinary shares entitled to participate in the dividend at the record date.

The franked portion of this dividend is \$0.00866 at the company tax rate of 30%. The unfranked portion of this dividend is declared to be conduit foreign income. Note that non-resident withholding tax is not payable on this foreign sourced amount.

Description	Dividend rate per share	Participating holding	Unfranked amount	Franked amount	Total amount	Franking credit
Ordinary Shares	\$0.06	567	\$29.11	\$4.91	\$34.02	\$2.10
<b>Net Amount:</b>					<b>\$34.02</b>	

### BANKING INSTRUCTIONS:

BANK NAME: MACQUARIE BANK  
 ACCOUNT NAME: BERENTS PROJECT MANAGE P/L  
 BSB NUMBER: 182-222  
 ACCOUNT NUMBER: \*\*\*\*\*3876  
 DIRECT CREDIT REFERENCE.: 001215128186

A payment has been made into the above account. If this account is not valid, you can update your details at [www.linkmarketservices.com.au](http://www.linkmarketservices.com.au). Once your banking instructions have been updated, a payment will be made within 10 business days.

**Currency Options:** Future dividends can be paid in AUD, CHF, EUR, GBP, HKD, NZD, SGD or USD into a bank account held in the country of the nominated currency.

You can update your banking instructions and other details by visiting the Link Market Services website at [www.linkmarketservices.com.au](http://www.linkmarketservices.com.au)

**Dividend Reinvestment Plan:** The BlueScope Steel Limited Dividend Reinvestment Plan (DRP) has been suspended for this dividend.

**Australian Taxation Statement:** The total amount together with the franking credit should be disclosed as assessable income in your tax return. Please retain this statement for taxation purposes as a charge may be levied for replacement.

**Change of address:** Issuer sponsored investors, please advise promptly in writing any change in your address. Broker sponsored investors, (ie.your reference number begins with "X") you must advise your change of address to your broker.

N  
A  
O  
S

All correspondence to:

**BoardRoom**  
Smart Business Solutions

Boardroom Pty Limited  
ABN 14 003 209 836

GPO Box 3993  
Sydney NSW 2001

Tel: 1300 737 760 (within Australia)  
Tel: +61 2 9290 9600 (outside Australia)  
Fax: +61 2 9279 0664

www.boardroomlimited.com.au  
enquiries@boardroomlimited.com.au



007\_61926-1a\_000135

BERENTS PROJECT MANAGEMENT  
PTY LTD  
<BERENTS SUPER BENEFIT A/C>  
UNIT 1  
2 HOLBROOK AVENUE  
KIRRIBILLI NSW 2061

Reference Number: S00012886357  
TFN/ABN Status: Quoted  
Subregister: CHESS  
Record Date: 14/03/2018  
Payment Date: 29/03/2018

## Dividend Statement

Payment Description: Interim Dividend for the period end 31 December 2017  
Security Class: Fully Paid Ordinary Shares

ASX Code: NSC

Number of shares held at Record Date	Dividend Rate per share	Gross Dividend	Withholding Tax <sup>1</sup>	Net Dividend Credited	Franked Amount <sup>2</sup>	Unfranked Amount	Franking Credit <sup>3</sup>
10,499	2.5 cents	\$262.48	Nil	\$262.48	\$262.48	Nil	\$112.49

- This withholding tax applies to you if the dividend amount is partially or totally unfranked and you are a:
  - resident of Australia and your TFN or ABN has not been recorded by the share registry. TFN withholding tax is deducted from the gross unfranked portion of the dividend at the highest marginal tax rate applying to personal income; or
  - non-resident of Australia. Non-resident withholding tax (30%) is deducted from the gross unfranked portion of the dividend unless you are a resident of a country which has entered into a Double Taxation Agreement with Australia. In that case a lower rate (generally 15%) may apply.
- This dividend is 100% franked.
- The franking credit has been calculated at the rate of 30%.

## Direct Credit Instruction

The total net payment has been paid in accordance with your instructions as shown below:

### Macquarie Bank Limited

BSB 182-512  
Account No 960895753

Amount Deposited
\$262.48

Please check the above details are correct and the payment has been credited to your account.



007 019547

BERENTS PROJECT MANAGEMENT  
PTY LTD  
<BERENTS SUPER BENEFIT A/C>  
UNIT 1  
2 HOLBROOK AVENUE  
KIRRIBILLI NSW 2061**Dividend Statement**Payment date: 28 March 2018  
Record date: 15 February 2018  
Reference number: X00031810957

TFN/ABN RECEIVED AND RECORDED

Dear Shareholder,

The details below relate to the interim dividend for the half year ended 31 December 2017 payable on ordinary shares entitled to participate in the dividend at the record date.

This dividend is 100% franked at the company tax rate of 30%.

Description	Dividend rate per share	Participating holding	Unfranked amount \$	Franked amount \$	Total amount \$	Franking credit \$	Withholding tax \$
Ordinary Shares	200 cents	1,000	\$0.00	\$2,000.00	\$2,000.00	\$857.14	\$0.00
<b>Dividend amount:</b>					<b>\$2,000.00</b>		
<b>*New Zealand Imputation Credit:</b>					<b>NZ\$70.00</b>		


\*Only relevant for New Zealand Resident Taxpayers

**DIVIDEND REMITTED TO:**MACQUARIE BANK  
1 SHELLEY STREET  
SYDNEY NSW 2000  
BSB: 182-222 ACC: \*\*\*\*\*3876  
Account Name: BERENTS PROJECT MGT P L  
Direct Credit Reference No.: 001211203771

For your convenience, you can update your details by visiting the Link Market Services Limited website. Please see overleaf for online login instructions.

In order to be effective for a particular payment, any changes to shareholder instructions should be received and recorded by Link Market Services Limited on or before the record date for that payment.

Note: You should retain this statement to assist in preparing your tax return. All investors should seek independent advice relevant to their own particular circumstances.



BHP Billiton Limited  
ABN 49 004 028 077

**Update Your Details:**



[www.computershare.com.au/investor](http://www.computershare.com.au/investor)



(within Australia) 1300 656 780  
(outside Australia) +61 3 9415 4020



Computershare Investor Services Pty Limited  
GPO Box 2975 Melbourne  
Victoria 3001 Australia

016168 007 BHP



BERENTS PROJECT MANAGEMENT  
PTY LTD  
<BERENTS SUPER BENEFIT A/C>  
UNIT 1  
2 HOLBROOK AVENUE  
KIRRIBILLI NSW 2061

**Your Shareholding**

SHARE CLASS	HOLDER NUMBER
Ordinary Shares	X 0031810957
TFN/ABN STATUS	DIRECT CREDIT REF NO
Quoted	990654
RECORD DATE	PAYMENT DATE
9 March 2018	27 March 2018

You must keep this document for your tax records.

BHP Billiton Limited  
Group Company Secretary

**376th Dividend Payment - Dividend Statement & Direct Credit Advice**

The statement below represents your interim dividend for the year ending 30 June 2018. This dividend is paid at the rate of 55 US cents (equivalent to 70.585216 Australian cents) per share on your holding of fully paid ordinary shares, registered in your name and entitled to participate as at the record date. This dividend has been franked in Australia at a rate of 100% and the company tax rate used to determine the franking credit is 30%. All amounts are in Australian dollars, except where indicated.

Margaret Taylor  
Group Company Secretary

Amount per Security	Number of Securities	Franked Amount	Unfranked Amount	Gross Payment
A70.585216 cents	1,450	A\$1,023.49	A\$0.00	A\$1,023.49
<b>Net Payment</b>				<b>A\$1,023.49</b>
Australian Franking Credit				A\$438.64

**Your Payment Instruction**

MACQUARIE BANK LTD  
BSB: 182-512  
Account Number: 960895753

**Amount Deposited**  
**A\$1,023.49**

If payment cannot be made to the above instruction, you will be issued with a cheque in the same currency as the Amount Deposited.



To start receiving your statements online simply visit [www.computershare.com.au/easyupdate/bhp](http://www.computershare.com.au/easyupdate/bhp)





007 014279

BERENTS PROJECT MANAGEMENT  
PTY LTD  
<BERENTS SUPER BENEFIT A/C>  
UNIT 1  
2 HOLBROOK AVENUE  
KIRRIBILLI NSW 2061**Dividend Statement**Payment date: 29 September 2017  
Record date: 17 August 2017  
Reference number: X00031810957

TFN/ABN RECEIVED AND RECORDED

Dear Shareholder,

The details below relate to the final dividend for the year ended 30 June 2017 payable on ordinary shares entitled to participate in the dividend at the record date.

This dividend is 100% franked at the company tax rate of 30%.

Description	Dividend rate per share	Participating holding	Unfranked amount \$	Franked amount \$	Total amount \$	Franking credit \$	Withholding tax \$
Ordinary Shares	230 cents	1,000	\$0.00	\$2,300.00	\$2,300.00	\$985.71	\$0.00
<b>Dividend amount:</b>					<b>\$2,300.00</b>		
<b>*New Zealand Imputation Credit:</b>					<b>NZ\$90.00</b>		

\*Only relevant for New Zealand Resident Taxpayers

**DIVIDEND REMITTED TO:**MACQUARIE BANK  
1 SHELLEY STREET  
SYDNEY NSW 2000  
BSB: 182-222 ACC: \*\*\*\*\*3876  
Account Name: BERENTS PROJECT MGT P L  
Direct Credit Reference No.: 001204389598

For your convenience, you can update your details by visiting the Link Market Services Limited website. Please see overleaf for online login instructions.

In order to be effective for a particular payment, any changes to shareholder instructions should be received and recorded by Link Market Services Limited on or before the record date for that payment.

Note: You should retain this statement to assist in preparing your tax return. All investors should seek independent advice relevant to their own particular circumstances.

# Folkestone

Company Number: 14088403 (New South Wales) 14088403  
 Company Number: 14088403 (New South Wales) 14088403  
[www.folkestone.com.au](http://www.folkestone.com.au)



BERENTS PROJECT MANAGEMENT  
 PTY LTD  
 <BERENTS SUPER BENEFIT A/C>  
 UNIT 1  
 2 HOLBROOK AVENUE  
 KIRRIBILLI NSW 2061

Reference Number: S00012886357  
 TFN/ABN Status: Quoted  
 Subregister: CHESS  
 Record Date: 11-09-2017  
 Payment Date: 27-09-2017

## Folkestone Limited Dividend Statement

Payment Description: Final Dividend for Year Ended 30 June 2017  
 Security Class: Fully Paid Ordinary ASX Code: FLK

Number of Shares Held at Record Date	Dividend Rate per Share <sup>1</sup>	Gross Dividend	Withholding Tax	Net Dividend Credited	Franked Amount	Unfranked Amount	Franking Credit <sup>2</sup>
224	3.25 cents	\$7.28	Nil	\$7.28	\$7.28	Nil	\$3.12

- This dividend is made up of a 2.75 cents Ordinary Dividend and a 0.5 cents Special Dividend, which is 100% franked.
- The franking credit has been calculated at the rate of 30%.

Please retain this statement for taxation purposes.

## Direct Credit Instruction

The total net payment has been paid in accordance with your instructions as shown below:

Bank Domicile: AUS Receipt Currency: AUD  
 Bank Account Type: Domestic Amount Deposited: AUD\$7.28  
 Bank Code: 182-512  
 Account Number: 960895753  
 Exchange Rate: N/A

All correspondence to:



Contact details

Australia 1300 654 442
New Zealand 0800 448 062
Other countries +613 9415 4051

ampservices@computershare.com.au
amp.com.au/shares

AMP share registry
GPO Box 2980
Melbourne VIC 3001
Australia

019814 007 AMP



BERENTS PROJECT MANAGEMENT
PTY LTD
<BERENTS SUPER BENEFIT A/C>
UNIT 1
2 HOLBROOK AVENUE
KIRRIBILLI NSW 2061

Your shareholding

Table with 2 columns: SHARE CLASS, HOLDER NUMBER. Row: Ordinary shares, x0031810957

TFN OR ABN
You have provided a TFN or ABN

Table with 2 columns: RECORD DATE, PAYMENT DATE. Row: 24 August 2017, 29 September 2017

You must keep this document for your tax records.

AMP ON LINE
2017 interim dividend notice

Summary table with 7 columns: DIVIDEND RATE (14.5 cents), SHARES HELD (3,618), GROSS DIVIDEND (A\$524.61), AUSTRALIAN TAX DEDUCTED (A\$0.00), DIVIDEND PAID (A\$524.61)

We recommend your dividend be: MACQUARIE BANK LTD BSB: 182-512 ACC: 960895753


Franking

Table with 4 columns: FRANKING RATE (30%), FRANKED AMOUNT (A\$472.15), UNFRANKED AMOUNT (A\$52.46), FRANKING CREDIT (A\$202.35)

This dividend has been franked in Australia at a rate of 90% and the company tax rate used to determine the franking credit is 30%. The whole of the unfranked amount of this dividend has been declared to be conduit foreign income.

The next AMP dividend will be paid on 28/3/2018. For your dividend payment to be processed correctly, any changes to your shareholding must be recorded on the share register by 22/2/2018.

Your AMP shares are managed separately to your AMP products. When changing your details, please ensure you update your details for both your products and your shares.



BHP Billiton Limited  
 ABN 49 004 028 077

**Update Your Details:**



[www.computershare.com.au/investor](http://www.computershare.com.au/investor)



(within Australia) 1300 656 780  
 (outside Australia) +61 3 9415 4020



Computershare Investor Services Pty Limited  
 GPO Box 2975 Melbourne  
 Victoria 3001 Australia

016922 007 BHP



BERENTS PROJECT MANAGEMENT  
 PTY LTD  
 <BERENTS SUPER BENEFIT A/C>  
 UNIT 1  
 2 HOLBROOK AVENUE  
 KIRRIBILLI NSW 2061

**Your Shareholding**

SHARE CLASS	HOLDER NUMBER
Ordinary Shares	X0031810957
TFN/ABN STATUS	DIRECT CREDIT REF NO
Quoted	995016
RECORD DATE	PAYMENT DATE
8 September 2017	26 September 2017

You must keep this document for your tax records.

**BHP Billiton Limited Shares**

**375th Dividend Payment - Dividend Statement & Direct Credit Advice**

The statement below represents your final dividend for the year ended 30 June 2017. This dividend is paid at the rate of 43 US cents (equivalent to 52.949144 Australian cents) per share on your holding of fully paid ordinary shares, registered in your name and entitled to participate as at the record date. This dividend has been franked in Australia at a rate of 100% and the company tax rate used to determine the franking credit is 30%. All amounts are in Australian dollars, except where indicated.

Margaret Taylor  
 Group Company Secretary

Amount per Security	Number of Securities	Franked Amount	Unfranked Amount	Gross Payment
A52.949144 cents	1,450	A\$767.76	A\$0.00	A\$767.76
<b>Net Payment</b>				<b>A\$767.76</b>
Australian Franking Credit				A\$329.04

**Your Payment Instruction**

MACQUARIE BANK LTD  
 BSB: 182-512  
 Account Number: 960895753

**Amount Deposited**

**A\$767.76**

If payment cannot be made to the above instruction, you will be issued with a cheque in the same currency as the Amount Deposited.



To start receiving your statements online simply visit [www.computershare.com.au/easyupdate/bhp](http://www.computershare.com.au/easyupdate/bhp)



007/05540  
**BERENTS PROJECT MANAGEMENT  
 PTY LTD**  
 <BERENTS SUPER BENEFIT A/C>  
 UNIT 1  
 2 HOLBROOK AVENUE  
 KIRRIBILLI NSW 2061

Telstra Share Registrar  
 C/- Link Market Services Limited  
 PO Box A942, SYDNEY SOUTH NSW 1234  
 T Australia 1300 88 66 77  
 Overseas +61 1300 88 66 77  
 E [telstra@linkmarketservices.com.au](mailto:telstra@linkmarketservices.com.au)  
 W [www.linkmarketservices.com.au/telstra](http://www.linkmarketservices.com.au/telstra)

For the period ended 30 June 2017

Number of Shares	Dividend per Share	Franking Credit	Dividend	Franking Credit	Total
2,306	15.5 cents	\$0.00	\$357.43	\$357.43	\$153.18

Any fractional entitlement on your total dividend amount has been rounded down to the nearest whole cent.

**Dividend Paid: \$357.43**

The final dividend of Telstra Corporation Limited for the period ended 30 June 2017 is 15.5 cents per share, 100% franked at the company tax rate of 30%. This dividend and franking credit may need to be disclosed as assessable income on your Australian Tax Return. Please keep this statement for your tax records as a fee will be charged for a replacement.

**BSB: 182-222 Account Number: \*\*\*\*\*3876 Account Name: BERENTS PROJECT MNGMNT PL**

**Direct Credit Reference Number: 001205861475** (a unique code for your dividend payment which will appear on your bank statement)

**Important Information**

**Electronic Communications**

Please let us know your email address so we can send all your shareholder communications (dividend statements, annual report, notice of meeting, etc.) to you in a fast, reliable and economical way. It's also environmentally friendly.

To register, go to [www.linkmarketservices.com.au/telstra](http://www.linkmarketservices.com.au/telstra), log in and select "Communications", ensure the "All communications electronically" option is selected, and enter your email address. Other communication options are available under this menu if required.

**Useful Information**

**HIN/SRN: X00031810957 Share Class: Ordinary TFN/ABN Status: Quoted**  
**Record Date: 31 August 2017 Payment Date: 28 September 2017**

Update your details online at [www.linkmarketservices.com.au/telstra](http://www.linkmarketservices.com.au/telstra)



AGL Energy Limited

ABN 74 115 061 375

All Registry communications to:
Link Market Services Limited
Locked Bag A14
Sydney South NSW 1235 Australia
Telephone (free call within Australia): +61 1800 824 513
Facsimile: +61 2 9287 0303
ASX Code: AGL
Email: aglenergy@linkmarketservices.com.au
Website: www.agl.com.au



007 003666

BERENTS PROJECT MANAGEMENT
PTY LTD
<BERENTS SUPER BENEFIT A/C>
UNIT 1
2 HOLBROOK AVENUE
KIRRIBILLI NSW 2061

Dividend Advice

Payment Date: 22 September 2017
Record Date: 24 August 2017
Reference No: X00031810957

TFN/ABN RECEIVED AND RECORDED

Dear Shareholder,

The details below relate to the 2017 final dividend payment for the year ended 30 June 2017 payable on shares entitled to participate in the dividend at the record date.

The dividend is 80% franked at the company tax rate of 30%. Please note that 100% of the unfranked portion of the dividend is declared to be conduit foreign income and is therefore free from Australian dividend withholding tax when paid to non-resident shareholders.

Table with 7 columns: Description, Dividend rate per share, Number of shares, Unfranked amount, Franked amount, Total amount, Franking Credit. Row 1: Fully Paid Ordinary Shares, 50 Cents, 800, \$80.00, \$320.00, \$400.00, \$137.14. Row 2: Net Amount: \$400.00

DIVIDEND REMITTED TO:

MACQUARIE BANK
12 CREEK STREET
BRISBANE QLD 4000

Account Name: BERENTS PROJECT MANAGEMENT
BSB: 184-446 Account No.: \*\*\*\*\*3876
Direct Credit Reference No.: 001204921087


This statement represents the amount paid to your nominated account in respect of the above mentioned securities. If this account is not valid please turn over for instructions to update your details. Once your details have been updaed, payment will be made within 10 business days.

Did you know: Dividend advices can be sent to you via email. You can update your communication preferences by visiting the Link Market Services website at www.linkmarketservices.com.au. Please see overleaf for online login instructions.

This statement contains essential information to assist you in preparing your Income Tax Return. Please retain this statement for taxation purposes as a charge may be levied for replacement.



# Dividend Statement


 017858  
 007  
 NAB  
 BERENTS PROJECT MANAGEMENT  
 PTY LTD  
 <BERENTS SUPER BENEFIT A/C>  
 UNIT 1  
 2 HOLBROOK AVENUE  
 KIRRIBILLI NSW 2061

### Need assistance?

[www.nabgroup.com/shareholder](http://www.nabgroup.com/shareholder)

(in Australia) 1300 367 647  
(outside Australia) +61 3 9415 4299

### Holder Identification Number (HIN)

X0031810957

### Summary of key information

Payment Date	5 July 2017
Record Date	17 May 2017
TFN/ABN status	Quoted
ASX code	NAB
Direct Credit Reference No.	475101

## Interim Dividend for the year ending 30 September 2017

The dividend is 100% franked at the relevant Australian Corporate Tax Rate of 30%.

Ordinary Shares	Dividend Rate per Share	Unfranked Amount	Franked Amount	Franking Credit	Dividend Summary
1,200	99 cents	\$0.00	\$1,188.00	\$509.14	1,200 shares x 99 cents = \$1,188.00

## Payment details

The cash dividend amount of \$1,188.00 has been directly credited to:

MACQUARIE BANK LTD  
BSB: 182-512 ACC: \*\*\*\*\*5753

## Taxation information

Australian resident shareholders

Franked Amount: This should be included in your assessable income.  
Franking Credit: This may also need to be included in your assessable income.  
This amount may be available as a tax offset to reduce your income tax liability.

If you are unsure of the tax treatment of your dividend, please contact your accountant or taxation adviser.

**Dividend Amount \$1,188.00**

22/02/19\_DCB\_INT/017858/018372/4