

**Zenbern Superannuation Fund**  
**Bank Statement Report**

For The Period 01 July 2020 to 30 June 2021

Date	Description	Debit \$	Credit \$	Ledger Balance \$	Statement Balance \$	Variance \$
19/01/2021	Direct Debit 062934 COMMSEC SECURITI COMMSEC	2,300.95		20,177.98		
20/01/2021	Direct Debit 062934 COMMSEC SECURITI COMMSEC	4,440.95		15,737.03		
21/01/2021	Direct Credit 062895 COMMONWEALTH SEC COMMSEC		7,103.10	22,840.13		
22/01/2021	Direct Debit 062934 COMMSEC SECURITI COMMSEC	6,165.95		16,674.18		
25/01/2021	Direct Credit 361578 QUICKSUPER QUICKSPR2874206882		1,948.56	18,622.74		
28/01/2021	Direct Credit 062895 COMMONWEALTH SEC COMMSEC		3,796.10	22,418.84		
29/01/2021	Direct Debit 062934 COMMSEC SECURITI COMMSEC	2,194.70		20,224.14		
01/02/2021	Credit Interest		0.76	20,224.90		
01/02/2021	Direct Debit 062934 COMMSEC SECURITI COMMSEC	1,532.85		18,692.05		
02/02/2021	Direct Debit 062934 COMMSEC SECURITI COMMSEC	2,105.80		16,586.25		
05/02/2021	Direct Credit 062895 COMMONWEALTH SEC COMMSEC		3,098.05	19,684.30		
08/02/2021	Direct Debit 062934 COMMSEC SECURITI COMMSEC	3,635.95		16,048.35		
09/02/2021	Transfer to xx0821 NetBank Pension Bernie	4,420.00		11,628.35		
09/02/2021	Direct Debit 062934 COMMSEC SECURITI COMMSEC	3,495.95		8,132.40		
11/02/2021	Direct Credit 062895 COMMONWEALTH SEC COMMSEC		4,876.65	13,009.05		
11/02/2021	Direct Debit 377946 ALLIANZ INSURE 6010502LV015421042	208.27		12,800.78		
12/02/2021	Direct Debit 062934 COMMSEC SECURITI COMMSEC	4,020.95		8,779.83		
16/02/2021	Direct Credit 062895 COMMONWEALTH SEC COMMSEC		69.20	8,849.03		
18/02/2021	Direct Credit 062895 COMMONWEALTH SEC COMMSEC		177.15	9,026.18		
19/02/2021	Direct Debit 062934 COMMSEC SECURITI COMMSEC	4,305.95		4,720.23		
22/02/2021	Direct Credit 062895 COMMONWEALTH SEC COMMSEC		1,882.65	6,602.88		

# Zenbern Superannuation Fund

## Bank Statement Report

For The Period 01 July 2020 to 30 June 2021

Date	Description	Debit \$	Credit \$	Ledger Balance \$	Statement Balance \$	Variance \$
22/02/2021	Direct Credit 450747 ClickSuper cc 9906038293		2,053.48	8,656.36		
23/02/2021	Direct Credit 361578 QUICKSUPER QUICKSPR2896881536		1,948.56	10,604.92		
24/02/2021	Transfer to xx0821 NetBank Pension Bernie	3,000.00		7,604.92		
24/02/2021	Direct Credit 062895 COMMONWEALTH SEC COMMSEC		2,074.05	9,678.97		
01/03/2021	Credit Interest		0.23	9,679.20		
04/03/2021	Direct Credit 062895 COMMONWEALTH SEC COMMSEC		4,319.05	13,998.25		
05/03/2021	Direct Debit 062934 COMMSEC SECURITI COMMSEC	24.59		13,973.66		
08/03/2021	Chq 000077 presented BAS PAYMENT	1,102.00		12,871.66		
08/03/2021	Direct Debit 062934 COMMSEC SECURITI COMMSEC	23.62		12,848.04		
09/03/2021	Direct Debit 062934 COMMSEC SECURITI COMMSEC	3,963.95		8,884.09		
11/03/2021	Direct Debit 377946 ALLIANZ INSURE 6010502LV018721070	208.27		8,675.82		
15/03/2021	Direct Credit 062895 COMMONWEALTH SEC COMMSEC		3,372.05	12,047.87		
16/03/2021	CITIGROUP REF 2021031600016029 GLB MKTS AUSTRALIA P/L ( MINI EXPIRY CASHBACK CBAKOY REFUND		23.62	12,071.49		
16/03/2021	Direct Credit 062895 COMMONWEALTH SEC COMMSEC		5,003.05	17,074.54		
17/03/2021	Direct Debit 062934 COMMSEC SECURITI COMMSEC	4,864.90		12,209.64		
18/03/2021	Direct Credit 062895 COMMONWEALTH SEC COMMSEC		3,610.05	15,819.69		
19/03/2021	Direct Debit 062934 COMMSEC SECURITI COMMSEC	3,623.95		12,195.74		
22/03/2021	Direct Credit 062895 COMMONWEALTH SEC COMMSEC		1,895.15	14,090.89		
23/03/2021	Direct Credit 361578 QUICKSUPER QUICKSPR2919973670		1,948.56	16,039.45		
23/03/2021	Home Loan Pymt NetBank Pension Bernie	3,000.00		13,039.45		
23/03/2021	Direct Debit 062934 COMMSEC SECURITI COMMSEC	4,159.95		8,879.50		

**Zenbern Superannuation Fund**  
**Bank Statement Report**

For The Period 01 July 2020 to 30 June 2021

Date	Description	Debit \$	Credit \$	Ledger Balance \$	Statement Balance \$	Variance \$
29/03/2021	Direct Credit 450747 ClickSuper p_vu_cc_9906074559		2,073.36	10,952.86		
30/03/2021	Direct Credit 062895 COMMONWEALTH SEC COMMSEC		4,144.05	15,096.91		
31/03/2021	Direct Debit 062934 COMMSEC SECURITI COMMSEC	5,055.95		10,040.96		
01/04/2021	Credit Interest		0.29	10,041.25		
07/04/2021	Direct Credit 062895 COMMONWEALTH SEC COMMSEC		4,528.05	14,569.30		
09/04/2021	Direct Debit 062934 COMMSEC SECURITI COMMSEC	3,170.95		11,398.35		
12/04/2021	Direct Debit 377946 ALLIANZ INSURE 6010502LV012621102	208.27		11,190.08		
12/04/2021	Direct Debit 062934 COMMSEC SECURITI COMMSEC	2,401.90		8,788.18		
13/04/2021	Direct Credit 062895 COMMONWEALTH SEC COMMSEC		10,424.05	19,212.23		
14/04/2021	Direct Debit 062934 COMMSEC SECURITI COMMSEC	6,725.95		12,486.28		
15/04/2021	Transfer to xx0821 NetBank Pension Bernie	3,000.00		9,486.28		
19/04/2021	Direct Debit 062934 COMMSEC SECURITI COMMSEC	2,661.95		6,824.33		
20/04/2021	Direct Credit 062895 COMMONWEALTH SEC COMMSEC		7,079.10	13,903.43		
21/04/2021	Transfer To Superhelp Australia NetBank Final Pmnt Zenbern	915.00		12,988.43		
23/04/2021	Direct Credit 062895 COMMONWEALTH SEC COMMSEC		258.10	13,246.53		
23/04/2021	Direct Credit 361578 QUICKSUPER QUICKSPR2944725430		1,948.56	15,195.09		
26/04/2021	Direct Credit 062895 COMMONWEALTH SEC COMMSEC		1,891.10	17,086.19		
27/04/2021	Direct Credit 450747 ClickSuper p_vu_cc_9906107579		2,056.08	19,142.27		
27/04/2021	Direct Debit 062934 COMMSEC SECURITI COMMSEC	3,451.90		15,690.37		
01/05/2021	Credit Interest		0.44	15,690.81		
03/05/2021	Chq 000078 presented BAS PAYMENT	1,402.00		14,288.81		

# Zenbern Superannuation Fund

## Bank Statement Report

For The Period 01 July 2020 to 30 June 2021

Date	Description	Debit \$	Credit \$	Ledger Balance \$	Statement Balance \$	Variance \$
07/05/2021	TAX OFFICE PAYMENTS NetBank BPAY 75556 551008325938618421 Tax Payment	2,017.04		12,271.77		
07/05/2021	Direct Debit 062934 COMMSEC SECURITI COMMSEC	2,435.95		9,835.82		
11/05/2021	Direct Debit 377946 ALLIANZ INSURE 6010502LV016021131	208.27		9,627.55		
11/05/2021	Direct Debit 062934 COMMSEC SECURITI COMMSEC	2,365.95		7,261.60		
24/05/2021	Direct Credit 062895 COMMONWEALTH SEC COMMSEC		178.10	7,439.70		
25/05/2021	Direct Credit 361578 QUICKSUPER QUICKSPR2969983990		1,948.56	9,388.26		
25/05/2021	Transfer to xx5003 NetBank Pension Bernie	2,000.00		7,388.26		
27/05/2021	Direct Credit 062895 COMMONWEALTHSEC COMMSEC		6,554.05	13,942.31		
27/05/2021	Direct Credit 450747 ClickSuper p_vu_cc_9906139984		2,029.54	15,971.85		
28/05/2021	Direct Debit 062934 COMMSEC SECURITI COMMSEC	1,201.90		14,769.95		
31/05/2021	Direct Credit 062895 COMMONWEALTH SEC COMMSEC		5,334.05	20,104.00		
01/06/2021	Credit Interest		0.23	20,104.23		
03/06/2021	Direct Debit 062934 COMMSEC SECURITI COMMSEC	6,165.95		13,938.28		
07/06/2021	Direct Debit 062934 COMMSEC SECURITI COMMSEC	2,087.75		11,850.53		
08/06/2021	Transfer to xx5003 NetBank Pension Bernie	4,300.00		7,550.53		
08/06/2021	Direct Credit 062895 COMMONWEALTH SEC COMMSEC		1,152.15	8,702.68		
09/06/2021	Direct Credit 062895 COMMONWEALTH SEC COMMSEC		3,846.55	12,549.23		
11/06/2021	Direct Debit 377946 ALLIANZ INSURE 6010502LV019621162	208.27		12,340.96		
16/06/2021	Transfer to xx0821 NetBank Pension Bernie	500.00		11,840.96		
21/06/2021	Transfer to CBA A/c NetBank Pension Bernie	175.00		11,665.96		
21/06/2021	Direct Credit 361578 QUICKSUPER QUICKSPR2989028514		1,948.56	13,614.52		



**Zenbern Superannuation Fund**  
**Bank Statement Report**

For The Period 01 July 2020 to 30 June 2021

Date	Description	Debit \$	Credit \$	Ledger Balance \$	Statement Balance \$	Variance \$
22/06/2021	Direct Debit 062934 COMMSEC SECURITI COMMSEC	2,762.90		10,851.62		
23/06/2021	Direct Debit 062934 COMMSEC SECURITI COMMSEC	1,915.95		8,935.67		
24/06/2021	Direct Credit 361578 QUICKSUPER QUICKSPR2991622916		1,948.56	10,884.23		
25/06/2021	Direct Credit 450747 ClickSuper vu_cc_9906175481		3,001.19	13,885.42		
25/06/2021	Direct Debit 062934 COMMSEC SECURITI COMMSEC	3,330.95		10,554.47		
28/06/2021	Direct Debit 062934 COMMSEC SECURITI COMMSEC	3,030.95		7,523.52		
30/06/2021	CLOSING BALANCE			7,523.52		
		<u>413,226.93</u>	<u>410,926.76</u>			

# Zenbern Superannuation Fund

## Bank Statement Report

For The Period 01 July 2020 to 30 June 2021

**Chart Code:** 60400 / DUMMYZEN

**Account Name:** DUMMY ACCOUNT FOR TRADING

**BSB and Account Number:**

<b>Opening Balance</b>	-	<b>Total Debits</b>	+	<b>Total Credits</b>	=	<b>Closing Balance</b>	<b>Data Feed Used</b>
		\$ 337,107.96		\$ 337,107.96		\$ 0.00	

Date	Description	Debit \$	Credit \$	Ledger Balance \$	Statement Balance \$	Variance \$
07/07/2020	Direct Debit 062934 COMMSEC SECURITI COMMSEC		8,408.00	8,408.00		
15/07/2020	Direct Credit 062895 COMMONWEALTH SEC COMMSEC	9,279.00		(871.00)		
23/07/2020	Direct Debit 062934 COMMSEC SECURITI COMMSEC		5,433.00	4,562.00		
31/07/2020	Direct Credit 062895 COMMONWEALTH SEC COMMSEC	5,847.00		(1,285.00)		
05/08/2020	Direct Debit 062934 COMMSEC SECURITI COMMSEC		7,233.00	5,948.00		
13/08/2020	Direct Credit 062895 COMMONWEALTH SEC COMMSEC	5,667.00		281.00		
14/08/2020	Direct Debit 062934 COMMSEC SECURITI COMMSEC		6,843.00	7,124.00		
19/08/2020	Direct Credit 062895 COMMONWEALTH SEC COMMSEC	7,797.00		(673.00)		
02/09/2020	Direct Debit 062934 COMMSEC SECURITI COMMSEC		8,493.00	7,820.00		
03/09/2020	Direct Credit 062895 COMMONWEALTH SEC COMMSEC	8,997.00		(1,177.00)		
03/09/2020	Direct Debit 062934 COMMSEC SECURITI COMMSEC		2,193.00	1,016.00		
07/09/2020	Direct Credit 062895 COMMONWEALTH SEC COMMSEC	9,447.00		(8,431.00)		
07/09/2020	Direct Debit 062934 COMMSEC SECURITI COMMSEC		8,703.00	272.00		
08/09/2020	Direct Credit 062895 COMMONWEALTH SEC COMMSEC	8,982.00		(8,710.00)		
08/09/2020	Direct Debit 062934 COMMSEC SECURITI COMMSEC		8,793.00	83.00		
11/09/2020	Direct Debit 062934 COMMSEC SECURITI COMMSEC		6,573.00	6,656.00		
22/09/2020	Direct Debit 062934 COMMSEC SECURITI COMMSEC		1,918.00	8,574.00		

**Zenbern Superannuation Fund**  
**Bank Statement Report**

For The Period 01 July 2020 to 30 June 2021

<b>Date</b>	<b>Description</b>	<b>Debit</b> \$	<b>Credit</b> \$	<b>Ledger Balance</b> \$	<b>Statement Balance</b> \$	<b>Variance</b> \$
15/10/2020	Direct Credit 062895 COMMONWEALTH SEC COMMSEC	28,007.00		(19,433.00)		
15/10/2020	Direct Debit 062934 COMMSEC SECURITI COMMSEC		9,033.00	(10,400.00)		
16/10/2020	Direct Debit 062934 COMMSEC SECURITI COMMSEC		7,249.00	(3,151.00)		
20/10/2020	Direct Credit 062895 COMMONWEALTH SEC COMMSEC	7,467.00		(10,618.00)		
21/10/2020	Direct Debit 062934 COMMSEC SECURITI COMMSEC		3,396.00	(7,222.00)		
22/10/2020	Direct Credit 062895 COMMONWEALTH SEC COMMSEC	3,306.00		(10,528.00)		
22/10/2020	Direct Debit 062934 COMMSEC SECURITI COMMSEC		18,401.00	7,873.00		
30/10/2020	Direct Debit 062934 COMMSEC SECURITI COMMSEC		4,002.00	11,875.00		
05/11/2020	Direct Credit 062895 COMMONWEALTH SEC COMMSEC	23,074.00		(11,199.00)		
06/11/2020	Direct Debit 062934 COMMSEC SECURITI COMMSEC		10,126.00	(1,073.00)		
09/11/2020	Direct Debit 062934 COMMSEC SECURITI COMMSEC		5,643.00	4,570.00		
11/11/2020	Direct Credit 062895 COMMONWEALTH SEC COMMSEC	16,759.00		(12,189.00)		
12/11/2020	Direct Debit 062934 COMMSEC SECURITI COMMSEC		16,581.00	4,392.00		
13/11/2020	Direct Credit 062895 COMMONWEALTH SEC COMMSEC	9,267.00		(4,875.00)		
13/11/2020	Direct Debit 062934 COMMSEC SECURITI COMMSEC		18,621.00	13,746.00		
16/11/2020	Direct Credit 062895 COMMONWEALTH SEC COMMSEC	18,744.00		(4,998.00)		
16/11/2020	Direct Debit 062934 COMMSEC SECURITI COMMSEC		7,623.00	2,625.00		
17/11/2020	Direct Debit 062934 COMMSEC SECURITI COMMSEC		3,708.00	6,333.00		
19/11/2020	Direct Credit 062895 COMMONWEALTH SEC COMMSEC	20,009.00		(13,676.00)		
19/11/2020	Direct Debit 062934 COMMSEC SECURITI COMMSEC		4,553.00	(9,123.00)		
20/11/2020	Direct Debit 062934 COMMSEC SECURITI COMMSEC		5,193.00	(3,930.00)		

**Zenbern Superannuation Fund**  
**Bank Statement Report**

For The Period 01 July 2020 to 30 June 2021

Date	Description	Debit \$	Credit \$	Ledger Balance \$	Statement Balance \$	Variance \$
23/11/2020	Direct Credit 062895 COMMONWEALTH SEC COMMSEC	3,907.00		(7,837.00)		
23/11/2020	Direct Debit 062934 COMMSEC SECURITI COMMSEC		10,776.00	2,939.00		
24/11/2020	Direct Credit 062895 COMMONWEALTH SEC COMMSEC	19,964.00		(17,025.00)		
24/11/2020	Direct Debit 062934 COMMSEC SECURITI COMMSEC		10,628.00	(6,397.00)		
26/11/2020	Direct Debit 062934 COMMSEC SECURITI COMMSEC		1,380.00	(5,017.00)		
27/11/2020	Direct Credit 062895 COMMONWEALTH SEC COMMSEC	4,751.00		(9,768.00)		
27/11/2020	Direct Debit 062934 COMMSEC SECURITI COMMSEC		5,463.00	(4,305.00)		
30/11/2020	Direct Debit 062934 COMMSEC SECURITI COMMSEC		2,590.00	(1,715.00)		
07/12/2020	Direct Debit 062934 COMMSEC SECURITI COMMSEC		1,848.00	133.00		
08/12/2020	Direct Credit 062895 COMMONWEALTH SEC COMMSEC	5,747.00		(5,614.00)		
08/12/2020	Direct Debit 062934 COMMSEC SECURITI COMMSEC		1,773.00	(3,841.00)		
09/12/2020	Direct Credit 062895 COMMONWEALTH SEC COMMSEC	6,424.00		(10,265.00)		
11/12/2020	Direct Debit 062934 COMMSEC SECURITI COMMSEC		6,127.00	(4,138.00)		
14/12/2020	Direct Debit 062934 COMMSEC SECURITI COMMSEC		1,671.00	(2,467.00)		
21/12/2020	Direct Debit 062934 COMMSEC SECURITI COMMSEC		3,423.95	956.95		
22/12/2020	Direct Credit 062895 COMMONWEALTH SEC COMMSEC	3,575.05		(2,618.10)		
23/12/2020	Direct Debit 062934 COMMSEC SECURITI COMMSEC		3,171.95	553.85		
29/12/2020	Direct Credit 062895 COMMONWEALTH SEC COMMSEC	98.10		455.75		
30/12/2020	Direct Credit 062895 COMMONWEALTH SEC COMMSEC	3,424.05		(2,968.30)		
31/12/2020	Direct Debit 062934 COMMSEC SECURITI COMMSEC		2,840.95	(127.35)		
04/01/2021	Direct Debit 062934 COMMSEC SECURITI COMMSEC		1,094.40	967.05		

**Zenbern Superannuation Fund**  
**Bank Statement Report**

For The Period 01 July 2020 to 30 June 2021

<b>Date</b>	<b>Description</b>	<b>Debit \$</b>	<b>Credit \$</b>	<b>Ledger Balance \$</b>	<b>Statement Balance \$</b>	<b>Variance \$</b>
05/01/2021	Direct Credit 062895 COMMONWEALTH SEC COMMSEC	130.60		836.45		
08/01/2021	Direct Credit 062895 COMMONWEALTH SEC COMMSEC	8,174.05		(7,337.60)		
11/01/2021	Direct Credit 062895 COMMONWEALTH SEC COMMSEC	4,361.55		(11,699.15)		
12/01/2021	Direct Debit 062934 COMMSEC SECURITI COMMSEC		3,293.95	(8,405.20)		
13/01/2021	Direct Debit 062934 COMMSEC SECURITI COMMSEC		2,679.95	(5,725.25)		
15/01/2021	Direct Credit 062895 COMMONWEALTH SEC COMMSEC	2,984.05		(8,709.30)		
19/01/2021	Direct Debit 062934 COMMSEC SECURITI COMMSEC		2,300.95	(6,408.35)		
20/01/2021	Direct Debit 062934 COMMSEC SECURITI COMMSEC		4,440.95	(1,967.40)		
21/01/2021	Direct Credit 062895 COMMONWEALTH SEC COMMSEC	7,103.10		(9,070.50)		
22/01/2021	Direct Debit 062934 COMMSEC SECURITI COMMSEC		6,165.95	(2,904.55)		
28/01/2021	Direct Credit 062895 COMMONWEALTH SEC COMMSEC	3,796.10		(6,700.65)		
29/01/2021	Direct Debit 062934 COMMSEC SECURITI COMMSEC		2,194.70	(4,505.95)		
01/02/2021	Direct Debit 062934 COMMSEC SECURITI COMMSEC		1,532.85	(2,973.10)		
02/02/2021	Direct Debit 062934 COMMSEC SECURITI COMMSEC		2,105.80	(867.30)		
05/02/2021	Direct Credit 062895 COMMONWEALTH SEC COMMSEC	3,098.05		(3,965.35)		
08/02/2021	Direct Debit 062934 COMMSEC SECURITI COMMSEC		3,635.95	(329.40)		
09/02/2021	Direct Debit 062934 COMMSEC SECURITI COMMSEC		3,495.95	3,166.55		
11/02/2021	Direct Credit 062895 COMMONWEALTH SEC COMMSEC	4,876.65		(1,710.10)		
12/02/2021	Direct Debit 062934 COMMSEC SECURITI COMMSEC		4,020.95	2,310.85		
16/02/2021	Direct Credit 062895 COMMONWEALTH SEC COMMSEC	69.20		2,241.65		
18/02/2021	Direct Credit 062895 COMMONWEALTH SEC COMMSEC	177.15		2,064.50		

**Zenbern Superannuation Fund**  
**Bank Statement Report**

For The Period 01 July 2020 to 30 June 2021

Date	Description	Debit \$	Credit \$	Ledger Balance \$	Statement Balance \$	Variance \$
19/02/2021	Direct Debit 062934 COMMSEC SECURITI COMMSEC		4,305.95	6,370.45		
22/02/2021	Direct Credit 062895 COMMONWEALTH SEC COMMSEC	1,882.65		4,487.80		
24/02/2021	Direct Credit 062895 COMMONWEALTH SEC COMMSEC	2,074.05		2,413.75		
04/03/2021	Direct Credit 062895 COMMONWEALTH SEC COMMSEC	4,319.05		(1,905.30)		
05/03/2021	Direct Debit 062934 COMMSEC SECURITI COMMSEC		24.59	(1,880.71)		
08/03/2021	Direct Debit 062934 COMMSEC SECURITI COMMSEC		23.62	(1,857.09)		
09/03/2021	Direct Debit 062934 COMMSEC SECURITI COMMSEC		3,963.95	2,106.86		
15/03/2021	Direct Credit 062895 COMMONWEALTH SEC COMMSEC	3,372.05		(1,265.19)		
16/03/2021	Direct Credit 062895 COMMONWEALTH SEC COMMSEC	5,003.05		(6,268.24)		
17/03/2021	Direct Debit 062934 COMMSEC SECURITI COMMSEC		4,864.90	(1,403.34)		
18/03/2021	Direct Credit 062895 COMMONWEALTH SEC COMMSEC	3,610.05		(5,013.39)		
19/03/2021	Direct Debit 062934 COMMSEC SECURITI COMMSEC		3,623.95	(1,389.44)		
22/03/2021	Direct Credit 062895 COMMONWEALTH SEC COMMSEC	1,895.15		(3,284.59)		
23/03/2021	Direct Debit 062934 COMMSEC SECURITI COMMSEC		4,159.95	875.36		
30/03/2021	Direct Credit 062895 COMMONWEALTH SEC COMMSEC	4,144.05		(3,268.69)		
31/03/2021	Direct Debit 062934 COMMSEC SECURITI COMMSEC		5,055.95	1,787.26		
07/04/2021	Direct Credit 062895 COMMONWEALTH SEC COMMSEC	4,528.05		(2,740.79)		
09/04/2021	Direct Debit 062934 COMMSEC SECURITI COMMSEC		3,170.95	430.16		
12/04/2021	Direct Debit 062934 COMMSEC SECURITI COMMSEC		2,401.90	2,832.06		
13/04/2021	Direct Credit 062895 COMMONWEALTH SEC COMMSEC	10,424.05		(7,591.99)		
14/04/2021	Direct Debit 062934 COMMSEC SECURITI COMMSEC		6,725.95	(866.04)		

**Zenbern Superannuation Fund**  
**Bank Statement Report**

For The Period 01 July 2020 to 30 June 2021

Date	Description	Debit \$	Credit \$	Ledger Balance \$	Statement Balance \$	Variance \$
19/04/2021	Direct Debit 062934 COMMSEC SECURITI COMMSEC		2,661.95	1,795.91		
20/04/2021	Direct Credit 062895 COMMONWEALTH SEC COMMSEC	7,079.10		(5,283.19)		
23/04/2021	Direct Credit 062895 COMMONWEALTH SEC COMMSEC	258.10		(5,541.29)		
26/04/2021	Direct Credit 062895 COMMONWEALTH SEC COMMSEC	1,891.10		(7,432.39)		
27/04/2021	Direct Debit 062934 COMMSEC SECURITI COMMSEC		3,451.90	(3,980.49)		
07/05/2021	Direct Debit 062934 COMMSEC SECURITI COMMSEC		2,435.95	(1,544.54)		
11/05/2021	Direct Debit 062934 COMMSEC SECURITI COMMSEC		2,365.95	821.41		
24/05/2021	Direct Credit 062895 COMMONWEALTH SEC COMMSEC	178.10		643.31		
27/05/2021	Direct Credit 062895 COMMONWEALTH SEC COMMSEC	6,554.05		(5,910.74)		
28/05/2021	Direct Debit 062934 COMMSEC SECURITI COMMSEC		1,201.90	(4,708.84)		
31/05/2021	Direct Credit 062895 COMMONWEALTH SEC COMMSEC	5,334.05		(10,042.89)		
03/06/2021	Direct Debit 062934 COMMSEC SECURITI COMMSEC		6,165.95	(3,876.94)		
07/06/2021	Direct Debit 062934 COMMSEC SECURITI COMMSEC		2,087.75	(1,789.19)		
08/06/2021	Direct Credit 062895 COMMONWEALTH SEC COMMSEC	1,152.15		(2,941.34)		
09/06/2021	Direct Credit 062895 COMMONWEALTH SEC COMMSEC	3,846.55		(6,787.89)		
22/06/2021	Direct Debit 062934 COMMSEC SECURITI COMMSEC		2,762.90	(4,024.99)		
23/06/2021	Direct Debit 062934 COMMSEC SECURITI COMMSEC		1,915.95	(2,109.04)		
25/06/2021	Direct Debit 062934 COMMSEC SECURITI COMMSEC		3,330.95	1,221.91		
28/06/2021	Direct Debit 062934 COMMSEC SECURITI COMMSEC		3,030.95	4,252.86		
30/06/2021	Net buy/sell, money received after 30/06/2021	3,658.10		594.76		
30/06/2021	Net trade, GST and capital loss	594.76		0.00		

Zenbern Superannuation Fund  
**Bank Statement Report**

For The Period 01 July 2020 to 30 June 2021

Date	Description	Debit \$	Credit \$	Ledger Balance \$	Statement Balance \$	Variance \$
30/06/2021	CLOSING BALANCE	<u>337,107.96</u>	<u>337,107.96</u>	0.00		



# Zenbern Superannuation Fund

## Bank Statement Report

For The Period 01 July 2020 to 30 June 2021

**Chart Code:** 60400 / Metrobank - Phillipi

**Account Name:** Metrobank - Phillipines bank account

**BSB and Account Number:**

<b>Opening Balance</b>	-	<b>Total Debits</b>	+	<b>Total Credits</b>	=	<b>Closing Balance</b>	<b>Data Feed Used</b>
\$ 9,888.96		\$ 29,328.60		\$ 22,075.59		\$ 2,635.95	

<b>Date</b>	<b>Description</b>	<b>Debit</b>	<b>Credit</b>	<b>Ledger Balance</b>	<b>Statement Balance</b>	<b>Variance</b>
		\$	\$	\$	\$	\$
01/07/2020	Opening Balance			9,888.96		
06/07/2020	Refund balance of bond for Trion	193.22		9,695.74		
06/07/2020	Refund balance of bond for Trion	871.69		8,824.05		
06/07/2020	Refund balance of bond for Trion	871.69		7,952.36		
06/07/2020	Refund balance of bond for Trion	871.69		7,080.67		
15/07/2020	Rent Kahaya		346.54	7,427.21		
20/07/2020	Rent Gilmore		578.53	8,005.74		
21/07/2020	Caretaker Salary	228.01		7,777.73		
21/07/2020	Payment for Gilmore 2mths	630.91		7,146.82		
21/07/2020	Payment for Gilmore 2mths	630.91		6,515.91		
21/07/2020	Payment for Gilmore 2mths	855.04		5,660.87		
21/07/2020	Payment for Gilmore 2mths	855.04		4,805.83		
27/07/2020	Dining chairs + delivery	283.66		4,522.17		
04/08/2020	Rent Gilmore		627.01	5,149.18		
10/08/2020	Caretaker Salary	455.30		4,693.88		
10/08/2020	Correction from 04/08/20	626.04		4,067.84		
13/08/2020	Rent from Kahaya		343.04	4,410.88		

**Zenbern Superannuation Fund**  
**Bank Statement Report**

For The Period 01 July 2020 to 30 June 2021

<b>Date</b>	<b>Description</b>	<b>Debit</b> \$	<b>Credit</b> \$	<b>Ledger Balance</b> \$	<b>Statement Balance</b> \$	<b>Variance</b> \$
24/08/2020	Rent from Trion		1,436.67	5,847.55		
03/09/2020	Gilmore payment 2 months	626.38		5,221.17		
03/09/2020	Gilmore payment 2 months	629.21		4,591.96		
03/09/2020	Gilmore payment 2 months	848.90		3,743.06		
03/09/2020	Gilmore payment 2 months	848.90		2,894.16		
16/09/2020	Rent Kahaya		338.30	3,232.46		
18/09/2020	Rent Gilmore		563.79	3,796.25		
18/09/2020	Rent Trion		1,409.47	5,205.72		
22/09/2020	Caretaker Salary	460.93		4,744.79		
30/09/2020	Interest (WHT 0.49)		1.96	4,746.75		
19/10/2020	Rent Kahaya		348.75	5,095.50		
21/10/2020	Rent Trion		1,446.34	6,541.84		
22/10/2020	Gilmore payment 2 months	640.35		5,901.49		
22/10/2020	Gilmore payment 2 months	640.35		5,261.14		
22/10/2020	Gilmore payment 2 months	867.83		4,393.31		
22/10/2020	Gilmore payment 2 months	867.83		3,525.48		
09/11/2020	TV/entertainment cabinet	71.27		3,454.21		
09/11/2020	Caretaker Salary	684.21		2,770.00		
10/11/2020	Rent Trion		1,420.66	4,190.66		
20/11/2020	Rent Kahaya		340.23	4,530.89		
23/11/2020	Gilmore cleaning	81.10		4,449.79		

**Zenbern Superannuation Fund**  
**Bank Statement Report**

For The Period 01 July 2020 to 30 June 2021

<b>Date</b>	<b>Description</b>	<b>Debit</b> \$	<b>Credit</b> \$	<b>Ledger Balance</b> \$	<b>Statement Balance</b> \$	<b>Variance</b> \$
23/11/2020	Gilmore tenant refund	1,057.10		3,392.69		
02/12/2020	Gilmore payment	844.56		2,548.13		
02/12/2020	Gilmore payment	623.17		1,924.96		
14/12/2020	Gilmore rent payment-deducted 4k Evelyn - cleaning materials		1,104.38	3,029.34		
14/12/2020	Rent Trion		1,380.47	4,409.81		
14/12/2020	Gilmore loan repayment	611.16		3,798.65		
14/12/2020	Gilmore loan repayment	828.28		2,970.37		
17/12/2020	Rent Kahaya		327.71	3,298.08		
29/12/2020	Interest (WHT 0.22)		0.86	3,298.94		
11/01/2021	Property tax Gilmore	78.77		3,220.17		
11/01/2021	Kahaya title document	143.66		3,076.51		
11/01/2021	Caretaker Salary	215.71		2,860.80		
12/01/2021	Rent Gilmore		1,185.94	4,046.74		
12/01/2021	Rent Trion		1,347.66	5,394.40		
13/01/2021	Gilmore payment	1,403.27		3,991.13		
13/01/2021	Trion condo dues - 6 months	917.51		3,073.62		
18/01/2021	Rent Kahaya		324.91	3,398.53		
08/02/2021	Gilmore condo dues - 12 months	735.08		2,663.45		
16/02/2021	Rent Kahaya		320.06	2,983.51		
19/02/2021	Rent Gilmore		576.31	3,559.82		
19/02/2021	Rent Trion		1,309.79	4,869.61		

**Zenbern Superannuation Fund**  
**Bank Statement Report**

For The Period 01 July 2020 to 30 June 2021

Date	Description	Debit \$	Credit \$	Ledger Balance \$	Statement Balance \$	Variance \$
02/03/2021	Caretaker Salary	527.48		4,342.13		
09/03/2021	Rent Gilmore		589.20	4,931.33		
09/03/2021	Rent Trion		1,339.10	6,270.43		
16/03/2021	Rent Kahaya		318.29	6,588.72		
16/03/2021	Gilmore loan payment	1,326.21		5,262.51		
17/03/2021	Gilmore loan payment	1,333.70		3,928.81		
17/03/2021	Gilmore loan payment	113.95		3,814.86		
31/03/2021	Interest (WHT 0.23)		0.92	3,815.78		
07/04/2021	Bank charges	4.04		3,811.74		
08/04/2021	Rent Gilmore		592.00	4,403.74		
15/04/2021	Caretaker Salary	533.23		3,870.51		
15/04/2021	Caretaker expenses	133.31		3,737.20		
19/04/2021	Rent Kahaya		319.91	4,057.11		
29/04/2021	Gilmore loan payment	1,332.12		2,724.99		
30/04/2021	Gilmore loan payment	1,344.79		1,380.20		
02/05/2021	Gilmore loan payment	114.76		1,265.44		
17/05/2021	Rent Kahaya		322.42	1,587.86		
07/06/2021	Rent Gilmore		1,188.48	2,776.34		
24/06/2021	Rent Kahaya		325.31	3,101.65		
29/06/2021	Labour for assembling Trion beds	41.00		3,060.65		
29/06/2021	Caretaker pay and trans allowance	273.32		2,787.33		

**Zenbern Superannuation Fund**  
**Bank Statement Report**

For The Period 01 July 2020 to 30 June 2021

Date	Description	Debit \$	Credit \$	Ledger Balance \$	Statement Balance \$	Variance \$
30/06/2021	Interest (WHT 0.14)		0.58	2,787.91		
30/06/2021	Forex loss	151.96		2,635.95		
30/06/2021	CLOSING BALANCE			2,635.95		
		<u>29,328.60</u>	<u>22,075.59</u>			

# Zenbern Superannuation Fund

## Bank Statement Report

For The Period 01 July 2020 to 30 June 2021

**Chart Code:** 60400 / UBANK374607982

**Account Name:** UBank USaver SMSF 37-460-7982

**BSB and Account Number:** 082991 374607982

<b>Opening Balance</b>	-	<b>Total Debits</b>	+	<b>Total Credits</b>	=	<b>Closing Balance</b>	<b>Data Feed Used</b>
\$ 61.11				\$ 0.33		\$ 61.44	

Date	Description	Debit \$	Credit \$	Ledger Balance \$	Statement Balance \$	Variance \$
01/07/2020	Opening Balance			61.11		
30/09/2020	Interest		0.12	61.23		
31/10/2020	Interest for 01/10/2020 - 31/10/2020		0.04	61.27		
30/11/2020	Interest for 01/11/2020 - 30/11/2020		0.03	61.30		
31/12/2020	Interest for 01/12/2020 - 31/12/2020		0.02	61.32		
31/01/2021	Interest for 01/01/2021 - 31/01/2021		0.02	61.34		
28/02/2021	Interest for 01/02/2021 - 28/02/2021		0.02	61.36		
31/03/2021	Interest for 01/03/2021 - 31/03/2021		0.02	61.38		
30/04/2021	Interest for 01/04/2021 - 30/04/2021		0.02	61.40		
31/05/2021	Interest for 01/05/2021 - 31/05/2021		0.02	61.42		
30/06/2021	Interest for 01/06/2021 - 30/06/2021		0.02	61.44		
30/06/2021	CLOSING BALANCE			61.44		
			0.33			



**BERNARD JOHN O'LEARY ANDZENAIDA O'LEARY  
 ITFZENBERN SUPERANNUATION FUND  
 33 LYALL AVE  
 DEAN PARK NSW Australia 2761**

28 December 2021

Dear BERNARD JOHN O'LEARY ANDZENAIDA O'LEARY ITFZENBERN SUPERANNUATION FUND,  
 Here's your account information and a list of transactions from 01/07/20-30/07/20.

**Account name** BERNARD JOHN O'LEARY ANDZENAIDA O'LEARY ITFZENBERN SUPERANNUATION FUND  
**BSB** 062000  
**Account number** 12848507  
**Account type** CDIA  
**Date opened** 04/04/2008

Date	Transaction details	Amount	Balance
01 Jul 2020	Credit Interest	\$1.57	\$9,825.26
01 Jul 2020	Direct Credit 062895 COMMONWEALTH SEC COMMSEC	\$8,097.00	\$17,922.26
01 Jul 2020	Direct Debit 062934 COMMSEC SECURITI COMMSEC	-\$8,163.00	\$9,759.26
02 Jul 2020	Direct Credit 062895 COMMONWEALTH SEC COMMSEC	\$14,917.00	\$24,676.26
07 Jul 2020	Direct Debit 062934 COMMSEC SECURITI COMMSEC	-\$8,408.00	\$16,268.26
10 Jul 2020	Transfer to xx0821 NetBank Loan payment <i>(PENSION BERNIE)</i>	-\$1,465.00	\$14,803.26
10 Jul 2020	Transfer to xx0821 NetBank Pension Bernie	-\$535.00	\$14,268.26
13 Jul 2020	Direct Debit 377946 ALLIANZ INSURE 6010502LV010220195	-\$208.27	\$14,059.99
15 Jul 2020	Direct Credit 062895 COMMONWEALTH SEC COMMSEC	\$9,279.00	\$23,338.99
15 Jul 2020	Transfer to xx0821 NetBank Pension Bernie	-\$2,000.00	\$21,338.99
15 Jul 2020	Direct Debit 062934 COMMSEC SECURITI COMMSEC	-\$2.26	\$21,336.73
23 Jul 2020	Direct Debit 062934 COMMSEC SECURITI COMMSEC	-\$5,433.00	\$15,903.73
27 Jul 2020	Direct Credit 450747 ClickSuper p_vu_cc_9905819824	\$2,081.51	\$17,985.24



BERNARD JOHN O'LEARY ANDZENAIDA O'LEARY  
ITFZENBERN SUPERANNUATION FUND  
33 LYALL AVE  
DEAN PARK NSW Australia 2761

28 December 2021

Dear BERNARD JOHN O'LEARY ANDZENAIDA O'LEARY ITFZENBERN SUPERANNUATION FUND,  
Here's your account information and a list of transactions from 28/07/20-04/01/21.

**Account name** BERNARD JOHN O'LEARY ANDZENAIDA O'LEARY ITFZENBERN  
SUPERANNUATION FUND  
**BSB** 062000  
**Account number** 12848507  
**Account type** CDIA  
**Date opened** 04/04/2008

Date	Transaction details	Amount	Balance
31 Jul 2020	Direct Credit 062895 COMMONWEALTH SEC COMMSEC	\$5,847.00	\$23,832.24
01 Aug 2020	Credit Interest	\$2.36	\$23,834.60
03 Aug 2020	Chq 000074 presented <i>TAXATION PAYMENT</i>	-\$3,002.00	\$20,832.60
05 Aug 2020	Direct Debit 062934 COMMSEC SECURITI COMMSEC	-\$7,233.00	\$13,599.60
11 Aug 2020	Direct Debit 377946 ALLIANZ INSURE 6010502LV013620224	-\$208.27	\$13,391.33
13 Aug 2020	Direct Credit 062895 COMMONWEALTH SEC COMMSEC	\$5,667.00	\$19,058.33
14 Aug 2020	Transfer to CBA A/c NetBank Pension Bernie	-\$4,000.00	\$15,058.33
14 Aug 2020	Transfer to xx0821 NetBank ( <i>PENSION BERNIE</i> ) Loan payment	-\$1,465.00	\$13,593.33
14 Aug 2020	Transfer to xx0821 NetBank Pension Bernie	-\$535.00	\$13,058.33
14 Aug 2020	Direct Debit 062934 COMMSEC SECURITI COMMSEC	-\$6,843.00	\$6,215.33
17 Aug 2020	Direct Debit 062934 COMMSEC SECURITI COMMSEC	-\$41.35	\$6,173.98
19 Aug 2020	Direct Credit 062895 COMMONWEALTH SEC COMMSEC	\$7,797.00	\$13,970.98
25 Aug 2020	Direct Credit 361578 QUICKSUPER QUICKSPR2763194112	\$1,948.56	\$15,919.54
26 Aug 2020	Home Loan Pymt NetBank Pension Bernie	-\$1,000.00	\$14,919.54



Date	Transaction details	Amount	Balance
26 Aug 2020	Direct Credit 450747 ClickSuper p_vu_cc_9905850360	\$2,005.92	\$16,925.46
01 Sep 2020	Credit Interest	\$1.72	\$16,927.18
02 Sep 2020	Direct Debit 062934 COMMSEC SECURITI COMMSEC	-\$8,493.00	\$8,434.18
03 Sep 2020	Direct Credit 062895 COMMONWEALTH SEC COMMSEC	\$8,997.00	\$17,431.18
03 Sep 2020	Direct Debit 062934 COMMSEC SECURITI COMMSEC	-\$2,193.00	\$15,238.18
07 Sep 2020	Direct Credit 062895 COMMONWEALTH SEC COMMSEC	\$9,447.00	\$24,685.18
07 Sep 2020	Direct Debit 062934 COMMSEC SECURITI COMMSEC	-\$8,703.00	\$15,982.18
08 Sep 2020	Direct Credit 062895 COMMONWEALTH SEC COMMSEC	\$8,982.00	\$24,964.18
08 Sep 2020	Direct Debit 062934 COMMSEC SECURITI COMMSEC	-\$8,793.00	\$16,171.18
11 Sep 2020	Direct Debit 377946 ALLIANZ INSURE 6010502LV017220255	-\$208.27	\$15,962.91
11 Sep 2020	Direct Debit 062934 COMMSEC SECURITI COMMSEC	-\$6,573.00	\$9,389.91
17 Sep 2020	Transfer to xx0821 NetBank (PENSION BERNIE) Loan payment	-\$1,465.00	\$7,924.91
18 Sep 2020	Transfer to xx0821 NetBank Pension Bernie	-\$535.00	\$7,389.91
21 Sep 2020	Direct Credit 450747 ClickSuper p_vu_cc_9905876582	\$2,045.90	\$9,435.81
22 Sep 2020	Direct Debit 062934 COMMSEC SECURITI COMMSEC	-\$1,918.00	\$7,517.81
23 Sep 2020	Direct Credit 361578 QUICKSUPER QUICKSPR2783868626	\$1,948.56	\$9,466.37
01 Oct 2020	Credit Interest	\$0.59	\$9,466.96
01 Oct 2020	Transfer to other Bank NetBank Pension Bernie	-\$6,000.00	\$3,466.96
12 Oct 2020	Transfer from xx5882 NetBank A TAX Contrb Berni	\$5,000.00	\$8,466.96
12 Oct 2020	Direct Debit 377946 ALLIANZ INSURE 6010502LV011020286	-\$208.27	\$8,258.69
15 Oct 2020	Direct Credit 062895 COMMONWEALTH SEC COMMSEC	\$28,007.00	\$36,265.69
15 Oct 2020	Transfer to xx0821 NetBank (PENSION BERNIE) Loan payment	-\$1,465.00	\$34,800.69
15 Oct 2020	Direct Debit 062934 COMMSEC SECURITI COMMSEC	-\$9,033.00	\$25,767.69

Date	Transaction details	Amount	Balance
16 Oct 2020	Direct Debit 062934 COMMSEC SECURITI COMMSEC	-\$7,249.00	\$18,518.69
20 Oct 2020	Direct Credit 062895 COMMONWEALTH SEC COMMSEC	\$7,467.00	\$25,985.69
21 Oct 2020	Direct Debit 062934 COMMSEC SECURITI COMMSEC	-\$3,396.00	\$22,589.69
22 Oct 2020	Direct Credit 062895 COMMONWEALTH SEC COMMSEC	\$3,306.00	\$25,895.69
22 Oct 2020	Direct Debit 062934 COMMSEC SECURITI COMMSEC	-\$18,401.00	\$7,494.69
23 Oct 2020	Direct Credit 361578 QUICKSUPER QUICKSPR2805790538	\$1,948.56	\$9,443.25
24 Oct 2020	Transfer to xx0821 NetBank <i>PENSION BERNIE</i>	-\$1,685.00	\$7,758.25
27 Oct 2020	Direct Credit 450747 ClickSuper p_vu_cc_9905914864	\$2,037.05	\$9,795.30
30 Oct 2020	Direct Debit 062934 COMMSEC SECURITI COMMSEC	-\$4,002.00	\$5,793.30
01 Nov 2020	Credit Interest	\$0.61	\$5,793.91
02 Nov 2020	Transfer to xx0821 NetBank Auspost gateway	-\$145.00	\$5,648.91
03 Nov 2020	Chq 000075 presented <i>BAS PAYMENT</i>	-\$1,383.00	\$4,265.91
05 Nov 2020	Direct Credit 062895 COMMONWEALTH SEC COMMSEC	\$23,074.00	\$27,339.91
06 Nov 2020	Direct Debit 062934 COMMSEC SECURITI COMMSEC	-\$10,126.00	\$17,213.91
09 Nov 2020	Direct Debit 062934 COMMSEC SECURITI COMMSEC	-\$5,643.00	\$11,570.91
11 Nov 2020	Direct Credit 062895 COMMONWEALTH SEC COMMSEC	\$16,759.00	\$28,329.91
11 Nov 2020	Direct Debit 377946 ALLIANZ INSURE 6010502LV014520316	-\$208.27	\$28,121.64
12 Nov 2020	Direct Debit 062934 COMMSEC SECURITI COMMSEC	-\$16,581.00	\$11,540.64
13 Nov 2020	Direct Credit 062895 COMMONWEALTH SEC COMMSEC	\$9,267.00	\$20,807.64
13 Nov 2020	Direct Debit 062934 COMMSEC SECURITI COMMSEC	-\$18,621.00	\$2,186.64
16 Nov 2020	Direct Credit 062895 COMMONWEALTH SEC COMMSEC	\$18,744.00	\$20,930.64
16 Nov 2020	Direct Debit 062934 COMMSEC SECURITI COMMSEC	-\$7,623.00	\$13,307.64
17 Nov 2020	Transfer to xx0821 NetBank <i>(PENSION BERNIE)</i> Loan payment	-\$1,465.00	\$11,842.64

Date	Transaction details	Amount	Balance
17 Nov 2020	Transfer to xx0821 NetBank Pension Bernie	-\$1,070.00	\$10,772.64
17 Nov 2020	Transfer to xx0821 NetBank Pension Bernie	-\$850.00	\$9,922.64
17 Nov 2020	Direct Debit 062934 COMMSEC SECURITI COMMSEC	-\$3,708.00	\$6,214.64
19 Nov 2020	Direct Credit 062895 COMMONWEALTH SEC COMMSEC	\$20,009.00	\$26,223.64
19 Nov 2020	Direct Debit 062934 COMMSEC SECURITI COMMSEC	-\$4,553.00	\$21,670.64
20 Nov 2020	Direct Debit 062934 COMMSEC SECURITI COMMSEC	-\$5,193.00	\$16,477.64
23 Nov 2020	Direct Credit 062895 COMMONWEALTH SEC COMMSEC	\$3,907.00	\$20,384.64
23 Nov 2020	Direct Debit 062934 COMMSEC SECURITI COMMSEC	-\$10,776.00	\$9,608.64
24 Nov 2020	Direct Credit 361578 QUICKSUPER QUICKSPR2829496868	\$1,948.56	\$11,557.20
24 Nov 2020	Direct Credit 062895 COMMONWEALTH SEC COMMSEC	\$19,964.00	\$31,521.20
24 Nov 2020	Direct Credit 450747 ClickSuper p_vu_cc_9905943204	\$3,090.43	\$34,611.63
24 Nov 2020	Direct Debit 062934 COMMSEC SECURITI COMMSEC	-\$10,628.00	\$23,983.63
26 Nov 2020	Direct Debit 062934 COMMSEC SECURITI COMMSEC	-\$1,380.00	\$22,603.63
27 Nov 2020	Direct Credit 062895 COMMONWEALTH SEC COMMSEC	\$4,751.00	\$27,354.63
27 Nov 2020	Direct Debit 062934 COMMSEC SECURITI COMMSEC	-\$5,463.00	\$21,891.63
30 Nov 2020	Direct Debit 062934 COMMSEC SECURITI COMMSEC	-\$2,590.00	\$19,301.63
01 Dec 2020	Credit Interest	\$0.91	\$19,302.54
07 Dec 2020	Direct Debit 062934 COMMSEC SECURITI COMMSEC	-\$1,848.00	\$17,454.54
08 Dec 2020	Direct Credit 062895 COMMONWEALTH SEC COMMSEC	\$5,747.00	\$23,201.54
08 Dec 2020	Direct Debit 062934 COMMSEC SECURITI COMMSEC	-\$1,773.00	\$21,428.54
09 Dec 2020	Direct Credit 062895 COMMONWEALTH SEC COMMSEC	\$6,424.00	\$27,852.54
09 Dec 2020	Transfer to xx0821 NetBank Maqro capital subs (SUBSCRIPTION)	-\$2,595.00	\$25,257.54

Date	Transaction details	Amount	Balance
11 Dec 2020	Direct Debit 377946 ALLIANZ INSURE 6010502LV018020346	-\$208.27	\$25,049.27
11 Dec 2020	Direct Debit 062934 COMMSEC SECURITI COMMSEC	-\$6,127.00	\$18,922.27
14 Dec 2020	Direct Debit 062934 COMMSEC SECURITI COMMSEC	-\$1,671.00	\$17,251.27
15 Dec 2020	Transfer to xx0821 NetBank (PENSION BERNIE) Loan payment	-\$1,465.00	\$15,786.27
15 Dec 2020	Transfer to xx0821 NetBank Pension Bernie	-\$535.00	\$15,251.27
15 Dec 2020	Transfer to xx0821 NetBank Pension Bernie	-\$1,000.00	\$14,251.27
16 Dec 2020	Transfer to xx0821 NetBank (SUBSCRIPTION) Strategic Int subs	-\$122.08	\$14,129.19
16 Dec 2020	Chq 000076 presented 06 2067 SUPERHELP ADJST. PART PAYMENT	-\$800.00	\$13,329.19
21 Dec 2020	Direct Debit 062934 COMMSEC SECURITI COMMSEC	-\$3,423.95	\$9,905.24
22 Dec 2020	Direct Credit 062895 COMMONWEALTH SEC COMMSEC	\$3,575.05	\$13,480.29
23 Dec 2020	Direct Credit 361578 QUICKSUPER QUICKSPR2852068048	\$1,948.56	\$15,428.85
23 Dec 2020	Direct Debit 062934 COMMSEC SECURITI COMMSEC	-\$3,171.95	\$12,256.90
29 Dec 2020	Direct Credit 062895 COMMONWEALTH SEC COMMSEC	\$98.10	\$12,355.00
30 Dec 2020	Direct Credit 062895 COMMONWEALTH SEC COMMSEC	\$3,424.05	\$15,779.05
31 Dec 2020	Direct Debit 062934 COMMSEC SECURITI COMMSEC	-\$2,840.95	\$12,938.10
01 Jan 2021	Credit Interest	\$0.67	\$12,938.77
04 Jan 2021	Direct Debit 062934 COMMSEC SECURITI COMMSEC	-\$1,094.40	\$11,844.37

Any pending transactions haven't been included in this list. Proceeds of cheques aren't available until cleared.

If you have questions or need more information, go to [commbank.com.au/support](http://commbank.com.au/support).

Yours sincerely,



Brian Moseley  
General Manager, Retail Customer Service



BERNARD JOHN O'LEARY ANDZENAIDA O'LEARY  
ITFZENBERN SUPERANNUATION FUND  
33 LYALL AVE  
DEAN PARK NSW Australia 2761

28 December 2021

Dear BERNARD JOHN O'LEARY ANDZENAIDA O'LEARY ITFZENBERN SUPERANNUATION FUND,  
Here's your account information and a list of transactions from 05/01/21-30/06/21.

**Account name** BERNARD JOHN O'LEARY ANDZENAIDA O'LEARY ITFZENBERN  
SUPERANNUATION FUND  
**BSB** 062000  
**Account number** 12848507  
**Account type** CDIA  
**Date opened** 04/04/2008

Date	Transaction details	Amount	Balance
05 Jan 2021	Direct Credit 062895 COMMONWEALTH SEC COMMSEC	\$130.60	\$11,974.97
08 Jan 2021	Direct Credit 062895 COMMONWEALTH SEC COMMSEC	\$8,174.05	\$20,149.02
11 Jan 2021	Direct Credit 062895 COMMONWEALTH SEC COMMSEC	\$4,361.55	\$24,510.57
11 Jan 2021	Direct Debit 377946 ALLIANZ INSURE 6010502LV011821011	-\$208.27	\$24,302.30
12 Jan 2021	Direct Debit 062934 COMMSEC SECURITI COMMSEC	-\$3,293.95	\$21,008.35
13 Jan 2021	Direct Debit 062934 COMMSEC SECURITI COMMSEC	-\$2,679.95	\$18,328.40
15 Jan 2021	Direct Credit 062895 COMMONWEALTH SEC COMMSEC	\$2,984.05	\$21,312.45
16 Jan 2021	Transfer to xx0821 NetBank Pension Bernie	-\$3,000.00	\$18,312.45
19 Jan 2021	Direct Credit 450747 ClickSuper p_vu_cc_9905999708	\$4,166.48	\$22,478.93
19 Jan 2021	Direct Debit 062934 COMMSEC SECURITI COMMSEC	-\$2,300.95	\$20,177.98
20 Jan 2021	Direct Debit 062934 COMMSEC SECURITI COMMSEC	-\$4,440.95	\$15,737.03
21 Jan 2021	Direct Credit 062895 COMMONWEALTH SEC COMMSEC	\$7,103.10	\$22,840.13
22 Jan 2021	Direct Debit 062934 COMMSEC SECURITI COMMSEC	-\$6,165.95	\$16,674.18

Date	Transaction details	Amount	Balance
25 Jan 2021	Direct Credit 361578 QUICKSUPER QUICKSPR2874206882	\$1,948.56	\$18,622.74
28 Jan 2021	Direct Credit 062895 COMMONWEALTH SEC COMMSEC	\$3,796.10	\$22,418.84
29 Jan 2021	Direct Debit 062934 COMMSEC SECURITI COMMSEC	-\$2,194.70	\$20,224.14
01 Feb 2021	Credit Interest	\$0.76	\$20,224.90
01 Feb 2021	Direct Debit 062934 COMMSEC SECURITI COMMSEC	-\$1,532.85	\$18,692.05
02 Feb 2021	Direct Debit 062934 COMMSEC SECURITI COMMSEC	-\$2,105.80	\$16,586.25
05 Feb 2021	Direct Credit 062895 COMMONWEALTH SEC COMMSEC	\$3,098.05	\$19,684.30
08 Feb 2021	Direct Debit 062934 COMMSEC SECURITI COMMSEC	-\$3,635.95	\$16,048.35
09 Feb 2021	Transfer to xx0821 NetBank Pension Bernie	-\$4,420.00	\$11,628.35
09 Feb 2021	Direct Debit 062934 COMMSEC SECURITI COMMSEC	-\$3,495.95	\$8,132.40
11 Feb 2021	Direct Credit 062895 COMMONWEALTH SEC COMMSEC	\$4,876.65	\$13,009.05
11 Feb 2021	Direct Debit 377946 ALLIANZ INSURE 6010502LV015421042	-\$208.27	\$12,800.78
12 Feb 2021	Direct Debit 062934 COMMSEC SECURITI COMMSEC	-\$4,020.95	\$8,779.83
16 Feb 2021	Direct Credit 062895 COMMONWEALTH SEC COMMSEC	\$69.20	\$8,849.03
18 Feb 2021	Direct Credit 062895 COMMONWEALTH SEC COMMSEC	\$177.15	\$9,026.18
19 Feb 2021	Direct Debit 062934 COMMSEC SECURITI COMMSEC	-\$4,305.95	\$4,720.23
22 Feb 2021	Direct Credit 062895 COMMONWEALTH SEC COMMSEC	\$1,882.65	\$6,602.88
22 Feb 2021	Direct Credit 450747 ClickSuper p_vu_cc_9906038293	\$2,053.48	\$8,656.36
23 Feb 2021	Direct Credit 361578 QUICKSUPER QUICKSPR2896881536	\$1,948.56	\$10,604.92
24 Feb 2021	Transfer to xx0821 NetBank Pension Bernie	-\$3,000.00	\$7,604.92
24 Feb 2021	Direct Credit 062895 COMMONWEALTH SEC COMMSEC	\$2,074.05	\$9,678.97
01 Mar 2021	Credit Interest	\$0.23	\$9,679.20
04 Mar 2021	Direct Credit 062895 COMMONWEALTH SEC COMMSEC	\$4,319.05	\$13,998.25

Date	Transaction details	Amount	Balance
05 Mar 2021	Direct Debit 062934 COMMSEC SECURITI COMMSEC	-\$24.59	\$13,973.66
08 Mar 2021	Chq 000077 presented <i>BAS PAYMENT</i>	-\$1,102.00	\$12,871.66
08 Mar 2021	Direct Debit 062934 COMMSEC SECURITI COMMSEC	-\$23.62	\$12,848.04
09 Mar 2021	Direct Debit 062934 COMMSEC SECURITI COMMSEC	-\$3,963.95	\$8,884.09
11 Mar 2021	Direct Debit 377946 ALLIANZ INSURE 6010502LV018721070	-\$208.27	\$8,675.82
15 Mar 2021	Direct Credit 062895 COMMONWEALTH SEC COMMSEC	\$3,372.05	\$12,047.87
16 Mar 2021	CITIGROUP GLB MKTS AUSTRALIA P/L (WARRANT) REF 2021031600016029 (REFUND) MINI EXPIRY CASHBACK CBAKOY	\$23.62	\$12,071.49
16 Mar 2021	Direct Credit 062895 COMMONWEALTH SEC COMMSEC	\$5,003.05	\$17,074.54
17 Mar 2021	Direct Debit 062934 COMMSEC SECURITI COMMSEC	-\$4,864.90	\$12,209.64
18 Mar 2021	Direct Credit 062895 COMMONWEALTH SEC COMMSEC	\$3,610.05	\$15,819.69
19 Mar 2021	Direct Debit 062934 COMMSEC SECURITI COMMSEC	-\$3,623.95	\$12,195.74
22 Mar 2021	Direct Credit 062895 COMMONWEALTH SEC COMMSEC	\$1,895.15	\$14,090.89
23 Mar 2021	Direct Credit 361578 QUICKSUPER QUICKSPR2919973670	\$1,948.56	\$16,039.45
23 Mar 2021	Home Loan Pymt NetBank Pension Bernie	-\$3,000.00	\$13,039.45
23 Mar 2021	Direct Debit 062934 COMMSEC SECURITI COMMSEC	-\$4,159.95	\$8,879.50
29 Mar 2021	Direct Credit 450747 ClickSuper p_vu_cc_9906074559	\$2,073.36	\$10,952.86
30 Mar 2021	Direct Credit 062895 COMMONWEALTH SEC COMMSEC	\$4,144.05	\$15,096.91
31 Mar 2021	Direct Debit 062934 COMMSEC SECURITI COMMSEC	-\$5,055.95	\$10,040.96
01 Apr 2021	Credit Interest	\$0.29	\$10,041.25
07 Apr 2021	Direct Credit 062895 COMMONWEALTH SEC COMMSEC	\$4,528.05	\$14,569.30
09 Apr 2021	Direct Debit 062934 COMMSEC SECURITI COMMSEC	-\$3,170.95	\$11,398.35
12 Apr 2021	Direct Debit 377946 ALLIANZ INSURE 6010502LV012621102	-\$208.27	\$11,190.08

Date	Transaction details	Amount	Balance
12 Apr 2021	Direct Debit 062934 COMMSEC SECURITI COMMSEC	-\$2,401.90	\$8,788.18
13 Apr 2021	Direct Credit 062895 COMMONWEALTH SEC COMMSEC	\$10,424.05	\$19,212.23
14 Apr 2021	Direct Debit 062934 COMMSEC SECURITI COMMSEC	-\$6,725.95	\$12,486.28
15 Apr 2021	Transfer to xx0821 NetBank Pension Bernie	-\$3,000.00	\$9,486.28
19 Apr 2021	Direct Debit 062934 COMMSEC SECURITI COMMSEC	-\$2,661.95	\$6,824.33
20 Apr 2021	Direct Credit 062895 COMMONWEALTH SEC COMMSEC	\$7,079.10	\$13,903.43
21 Apr 2021	Transfer To Superhelp Australia NetBank Final Pmnt Zenbern	-\$915.00	\$12,988.43
23 Apr 2021	Direct Credit 062895 COMMONWEALTH SEC COMMSEC	\$258.10	\$13,246.53
23 Apr 2021	Direct Credit 361578 QUICKSUPER QUICKSPR2944725430	\$1,948.56	\$15,195.09
26 Apr 2021	Direct Credit 062895 COMMONWEALTH SEC COMMSEC	\$1,891.10	\$17,086.19
27 Apr 2021	Direct Credit 450747 ClickSuper p_vu_cc_9906107579	\$2,056.08	\$19,142.27
27 Apr 2021	Direct Debit 062934 COMMSEC SECURITI COMMSEC	-\$3,451.90	\$15,690.37
01 May 2021	Credit Interest	\$0.44	\$15,690.81
03 May 2021	Chq 000078 presented <i>BAS PAYMENT</i>	-\$1,402.00	\$14,288.81
07 May 2021	TAX OFFICE PAYMENTS NetBank BPAY 75556 551008325938618421 Tax Payment	-\$2,017.04	\$12,271.77
07 May 2021	Direct Debit 062934 COMMSEC SECURITI COMMSEC	-\$2,435.95	\$9,835.82
11 May 2021	Direct Debit 377946 ALLIANZ INSURE 6010502LV016021131	-\$208.27	\$9,627.55
11 May 2021	Direct Debit 062934 COMMSEC SECURITI COMMSEC	-\$2,365.95	\$7,261.60
24 May 2021	Direct Credit 062895 COMMONWEALTH SEC COMMSEC	\$178.10	\$7,439.70
25 May 2021	Direct Credit 361578 QUICKSUPER QUICKSPR2969983990	\$1,948.56	\$9,388.26
25 May 2021	Transfer to xx5003 NetBank Pension Bernie	-\$2,000.00	\$7,388.26
27 May 2021	Direct Credit 062895 COMMONWEALTH SEC COMMSEC	\$6,554.05	\$13,942.31
27 May 2021	Direct Credit 450747 ClickSuper p_vu_cc_9906139984	\$2,029.54	\$15,971.85



Date	Transaction details	Amount	Balance
28 May 2021	Direct Debit 062934 COMMSEC SECURITI COMMSEC	-\$1,201.90	\$14,769.95
31 May 2021	Direct Credit 062895 COMMONWEALTH SEC COMMSEC	\$5,334.05	\$20,104.00
01 Jun 2021	Credit Interest	\$0.23	\$20,104.23
03 Jun 2021	Direct Debit 062934 COMMSEC SECURITI COMMSEC	-\$6,165.95	\$13,938.28
07 Jun 2021	Direct Debit 062934 COMMSEC SECURITI COMMSEC	-\$2,087.75	\$11,850.53
08 Jun 2021	Transfer to xx5003 NetBank Pension Bernie	-\$4,300.00	\$7,550.53
08 Jun 2021	Direct Credit 062895 COMMONWEALTH SEC COMMSEC	\$1,152.15	\$8,702.68
09 Jun 2021	Direct Credit 062895 COMMONWEALTH SEC COMMSEC	\$3,846.55	\$12,549.23
11 Jun 2021	Direct Debit 377946 ALLIANZ INSURE 6010502LV019621162	-\$208.27	\$12,340.96
16 Jun 2021	Transfer to xx0821 NetBank Pension Bernie	-\$500.00	\$11,840.96
21 Jun 2021	Transfer to CBA A/c NetBank Pension Bernie	-\$175.00	\$11,665.96
21 Jun 2021	Direct Credit 361578 QUICKSUPER QUICKSPR2989028514	\$1,948.56	\$13,614.52
22 Jun 2021	Direct Debit 062934 COMMSEC SECURITI COMMSEC	-\$2,762.90	\$10,851.62
23 Jun 2021	Direct Debit 062934 COMMSEC SECURITI COMMSEC	-\$1,915.95	\$8,935.67
24 Jun 2021	Direct Credit 361578 QUICKSUPER QUICKSPR2991622916	\$1,948.56	\$10,884.23
25 Jun 2021	Direct Credit 450747 ClickSuper p_vu_cc_9906175481	\$3,001.19	\$13,885.42
25 Jun 2021	Direct Debit 062934 COMMSEC SECURITI COMMSEC	-\$3,330.95	\$10,554.47
28 Jun 2021	Direct Debit 062934 COMMSEC SECURITI COMMSEC	-\$3,030.95	\$7,523.52

Any pending transactions haven't been included in this list. Proceeds of cheques aren't available until cleared.

ZENAIDA SUNGA OLEARY  
2076 NUESTRA SENORA DE GUADALUPE  
MAKATI 1212

1

3-292-54065-6 12/27/20

LAST STATEMENT 11/25/20  
292 - PASEO DE ROXAS

02	WA	DB	DM	22,136.00		117,009.20
02	WA	DB	DM	30,000.00		84,873.20
14	MO	CSH	DP		40,000.00	104,873.20
14	MO	LOC	CHK		50,000.00	154,873.20
14	WA	DB	DM	22,136.00		132,737.20
14	WA	DB	DM	30,000.00		102,737.20
17	ET	CR	IBFT	EX	12,000.00	114,737.20

ZENAIDA SUNGA OLEARY  
2076 NUESTRA SENORA DE GUADALUPE  
MAKATI 1212

1

3-292-54065-6 01/25/21

LAST STATEMENT 12/27/20  
292 - PASEO DE ROXAS

31	INTEREST	E	CR		39.58	114,737.20
31	TAX	WITHHE	DR			114,776.78
11	WA	DB	DM	7.92		114,768.86
11	WA	DB	DM	2,921.22		111,847.64
11	WA	DB	DM	3,817.20		108,030.44
11	WA	DB	DM	8,000.00		100,030.44
12	NO	CSH	DEP	DP		144,030.44
12	NO	LOC	CHK	CL	44,000.00	194,030.44
13	WA	DB	DM	34,088.40		159,942.04
13	WA	DB	DM	52,136.00		107,806.04
18	ET	CR	IBFT	EX	12,000.00	119,806.04

"PLEASE BE ADVISED THAT WE WILL BE APPLYING UPDATED CHARGES ON SELECTED SERVICES STARTING AUGUST 1, 2007. FOR MORE INFO, PLEASE VISIT [HTTP://WWW.METROBANK.COM.PH](http://www.metrobank.com.ph), SEE RELATED POSTERS, OR VISIT YOUR NEAREST BRANCH. THANK YOU"

"PLEASE BE ADVISED THAT WE WILL BE APPLYING UPDATED CHARGES ON SELECTED SERVICES STARTING AUGUST 1, 2007. FOR MORE INFO, PLEASE VISIT [HTTP://WWW.METROBANK.COM.PH](http://www.metrobank.com.ph), SEE RELATED POSTERS, OR VISIT YOUR NEAREST BRANCH. THANK YOU"

117,009.20 104,272.00 102,000.00 114,737.20

114,737.20 100,970.74 106,039.58 119,806.04

ZENAIDA SUNGA OLEARY  
2076 NUESTRA SENORA DE GUADALUPE  
MAKATI 1212

1

3-292-54065-6 02/25/21

LAST STATEMENT 01/25/21  
292 - PASEO DE ROXAS

08	WA	DB	DM	27,216.00		119,806.04
16	ET	CR	IBFT	EX	12,000.00	92,590.04
19	MO	CSH	DEP	DP	22,000.00	104,590.04
19	MO	LOC	CHK	CL	50,000.00	126,590.04
						176,590.04

ZENAIDA SUNGA OLEARY  
2076 NUESTRA SENORA DE GUADALUPE  
MAKATI 1212

1

3-292-54065-6 03/25/21

LAST STATEMENT 02/25/21  
292 - PASEO DE ROXAS

02	WA	DB	DM	20,000.00		176,590.04
09	MO	CSH	DEP	DP	22,000.00	156,590.04
09	MO	LOC	CHK	CL	50,000.00	178,590.04
16	ET	CR	IBFT	EX	12,000.00	228,590.04
16	WA	DB	DM	50,000.00		240,590.04
17	WA	DB	DM	4,272.00		190,590.04
17	WA	DB	DM	50,000.00		186,318.04
						136,318.04

"PLEASE BE ADVISED THAT WE WILL BE APPLYING UPDATED CHARGES ON SELECTED SERVICES STARTING AUGUST 1, 2007. FOR MORE INFO, PLEASE VISIT [HTTP://WWW.METROBANK.COM.PH](http://www.metrobank.com.ph), SEE RELATED POSTERS, OR VISIT YOUR NEAREST BRANCH. THANK YOU"

"PLEASE BE ADVISED THAT WE WILL BE APPLYING UPDATED CHARGES ON SELECTED SERVICES STARTING AUGUST 1, 2007. FOR MORE INFO, PLEASE VISIT [HTTP://WWW.METROBANK.COM.PH](http://www.metrobank.com.ph), SEE RELATED POSTERS, OR VISIT YOUR NEAREST BRANCH. THANK YOU"

119,806.04 27,216.00 84,000.00 176,590.04

176,590.04 124,272.00 84,000.00 136,318.04

ZENAIDA SUNGA OLEARY  
2076 NUESTRA SENORA DE GUADALUPE  
MAKATI 1212

1

3-292-54065-6 05/25/21

LAST STATEMENT 04/25/21  
292 - PASEO DE ROXAS

29	WA	DB	DM	50,000.00		145,201.93
30	WA	DB	DM	50,000.00		95,201.93
03	WA	DB	DM	4,272.00		45,201.93
17	ET	CR	IBFT EX		12,000.00	40,929.93
						52,929.93

"PLEASE BE ADVISED THAT WE WILL BE APPLYING UPDATED CHARGES  
ON SELECTED SERVICES STARTING AUGUST 1, 2007.  
FOR MORE INFO, PLEASE VISIT [HTTP://WWW.METROBANK.COM.PH](http://www.metrobank.com.ph),  
SEE RELATED POSTERS, OR VISIT YOUR NEAREST BRANCH. THANK YOU"

145,201.93

104,272.00

12,000.00

52,929.93

# Allianz Life Plan Policy Schedule

This schedule contains details of your policy.

Policy No. 6340000178ALP	Schedule Date 11/07/2022
Policy Owner(s)	Zenbern Superannuation Fund
Policy Anniversary Date	11/07/2023
Policy Expiry Date	11/07/2058

## Policy Contact Details

Mobile Phone	0431 063 185
Contact Email	BERNARD.OLEARY@BIGPOND.COM

Please visit [Allianz.com.au/preferences](https://www.allianz.com.au/preferences) to update your contact details

Life Insured	Zenaida Oleary
Date of Birth	29/08/1958
Gender	Female
Smoking Status	Non-Smoker
Occupation Type	Managerial, administrative and clerical occupations

Type of Cover	Cover Amount	Start Date	Expiry Date	Policy Exclusions or Special Terms*	Premium Loading	Premium <sup>†</sup>
Life cover	\$121,275	11/07/2013	11/07/2058			\$72.39
Permanently Unable to Work cover - Any Occupation	\$100,000	11/07/2013	11/07/2024			\$199.62

\*See over page for the description of your individual Policy Exclusion(s) or Special Terms and Conditions.

<b>Total Monthly Premium<sup>†</sup></b>	<b>\$272.01</b>
--	-----------------

<sup>†</sup>Premium details apply from the Schedule Date until the next Policy Anniversary Date. Monthly premium instalments will be deducted on the day of the month outlined in the Policy Anniversary Date each month. Please keep funds available for several days to allow processing time.

Insurance premiums paid by instalment may be subject to rounding. The rounding applied in this Schedule and what we instruct your bank to charge may differ.



ZENALDA SUNGA OLEARY  
2076 NUESTRA SENORA DE GUADALUPE  
MAKATI 1212

ZENALDA SUNGA OLEARY  
2076 NUESTRA SENORA DE GUADALUPE  
MAKATI 1212

3-292-54065-6 07/26/20  
LAST STATEMENT 06/25/20  
292 - PASEO DE ROXAS

3-292-54065-6 08/25/20  
LAST STATEMENT 07/25/20  
292 - PASEO DE ROXAS

JUNE

29	WA	CR	CM	10,000.00	276,937.78
29	WA	CR	CM	30,000.00	286,937.78
29	WA	CR	CM	30,000.00	316,937.78
29	WA	CR	CM	30,000.00	346,937.78
29	WA	CR	CM	30,000.00	376,937.78
29	WA	DB	DM	4,088.40	372,849.38
29	WA	DB	DM	30,000.00	342,849.38
30	INTEREST E	CR		124.68	342,974.06
30	TAX WITHHE	DR		24.94	342,949.12
06	WA	DB	DM	6,650.00	336,299.12
06	WA	DB	DM	30,000.00	306,299.12
06	WA	DB	DM	30,000.00	276,299.12
06	WA	DB	DM	30,000.00	246,299.12
15	MO	CSH	DEP	12,000.00	258,299.12
20	MO	LOC	CHK	20,000.00	278,299.12
21	WA	DB	DM	8,000.00	270,299.12
21	WA	DB	DM	22,136.00	248,163.12
21	WA	DB	DM	22,136.00	226,027.12
21	WA	DB	DM	30,000.00	196,027.12
21	WA	DB	DM	30,000.00	166,027.12

JULY

27	WA	DB	DM	9,942.00	166,027.12
04	MO	LOC	CHK		156,085.12
10	WA	DB	DM	16,000.00	178,085.12
10	WA	DB	DM	22,000.00	162,085.12
13	MO	CSH	DEP		140,085.12
24	MO	LOC	CHK		152,085.12
					202,085.12

"PLEASE BE ADVISED THAT WE WILL BE APPLYING UPDATED CHARGES ON SELECTED SERVICES STARTING AUGUST 1, 2007. FOR MORE INFO, PLEASE VISIT [HTTP://WWW.METROBANK.COM.PH](http://www.metrobank.com.ph). SEE RELATED POSTERS, OR VISIT YOUR NEAREST BRANCH. THANK YOU"

"PLEASE BE ADVISED THAT WE WILL BE APPLYING UPDATED CHARGES ON SELECTED SERVICES STARTING AUGUST 1, 2007. FOR MORE INFO, PLEASE VISIT [HTTP://WWW.METROBANK.COM.PH](http://www.metrobank.com.ph). SEE RELATED POSTERS, OR VISIT YOUR NEAREST BRANCH. THANK YOU"

276,937.78 243,035.34 132,124.68 166,027.12

166,027.12 47,942.00 84,000.00 202,085.12



ZENAIDA SUNGA OLEARY  
2076 NUESTRA SENORA DE GUADALUPE  
MAKATI 1212

ZENAIDA SUNGA OLEARY  
2076 NUESTRA SENORA DE GUADALUPE  
MAKATI 1212

3-292-54865-6 09/27/20

3-292-54865-6 10/25/20

LAST STATEMENT 08/25/20  
292 - PASEO DE ROXAS

LAST STATEMENT 09/27/20  
292 - PASEO DE ROXAS

DATE	DESCRIPTION	AMOUNT	BALANCE	DATE	DESCRIPTION	AMOUNT	BALANCE
03	WA DB DM	22,136.00	202,085.12	30	INTEREST E CR	85.10	163,713.12
03	WA DB DM	22,236.00	179,949.12	30	TAX WITHHE DR	17.02	163,798.22
03	WA DB DM	30,000.00	157,713.12	19	ET CR TBFT EX		163,781.20
03	WA DB DM	30,000.00	127,713.12	21	MO LOC CHK CL		175,781.20
16	MO CSH DEP DP	12,000.00	97,713.12	21	MO LOC CHK CL		225,781.20
18	MO LOC CHK CL	20,000.00	109,713.12	22	WA DB DM	22,136.00	203,645.20
18	MO LOC CHK CL	20,000.00	129,713.12	22	WA DB DM	22,136.00	181,509.20
22	WA DB DM	16,000.00	179,713.12	22	WA DB DM	30,000.00	151,509.20
			163,713.12	22	WA DB DM	30,000.00	121,509.20

"PLEASE BE ADVISED THAT WE WILL BE APPLYING UPDATED CHARGES ON SELECTED SERVICES STARTING AUGUST 1, 2007. FOR MORE INFO, PLEASE VISIT [HTTP://WWW.METROBANK.COM.PH](http://www.metrobank.com.ph), SEE RELATED POSTERS, OR VISIT YOUR NEAREST BRANCH. THANK YOU"

"PLEASE BE ADVISED THAT WE WILL BE APPLYING UPDATED CHARGES ON SELECTED SERVICES STARTING AUGUST 1, 2007. FOR MORE INFO, PLEASE VISIT [HTTP://WWW.METROBANK.COM.PH](http://www.metrobank.com.ph), SEE RELATED POSTERS, OR VISIT YOUR NEAREST BRANCH. THANK YOU"

202,085.12 120,372.00 82,000.00 163,713.12 163,713.12 104,289.02 62,085.10 121,509.20



1  
 ZENAIDA SUNGA OLEARY  
 2076 NUESTRA SENORA DE GUADALUPE  
 MAKATI 1212

1  
 ZENAIDA SUNGA OLEARY  
 2076 NUESTRA SENORA DE GUADALUPE  
 MAKATI 1212

3-292-54065-6 11/25/20  
 LAST STATEMENT 10/25/20  
 292 - PASEO DE ROXAS

3-292-54065-6 12/27/20  
 LAST STATEMENT 11/25/20  
 292 - PASEO DE ROXAS

				121,509.20					117,009.20
09	WA DB	DM	2,500.00	119,009.20	02	WA DB	DM	22,136.00	94,873.20
09	WA DB	DM	24,000.00	95,009.20	02	WA DB	DM	30,000.00	64,873.20
10	MO LOC CHK	CL	50,000.00	145,009.20	14	MO CSH DEP	DP	40,000.00	104,873.20
20	ET CR IBFT	EX	12,000.00	157,009.20	14	MO LOC CHK	CL	50,000.00	154,873.20
23	WA DB	DM	2,850.00	154,159.20	14	WA DB	DM	22,136.00	132,737.20
23	WA DB	DM	37,150.00	117,009.20	14	WA DB	DM	30,000.00	102,737.20
					17	ET CR IBFT	EX	12,000.00	114,737.20

"PLEASE BE ADVISED THAT WE WILL BE APPLYING UPDATED CHARGES ON SELECTED SERVICES STARTING AUGUST 1, 2007. FOR MORE INFO, PLEASE VISIT [HTTP://WWW.METROBANK.COM.PH](http://www.metrobank.com.ph), SEE RELATED POSTERS, OR VISIT YOUR NEAREST BRANCH. THANK YOU"

"PLEASE BE ADVISED THAT WE WILL BE APPLYING UPDATED CHARGES ON SELECTED SERVICES STARTING AUGUST 1, 2007. FOR MORE INFO, PLEASE VISIT [HTTP://WWW.METROBANK.COM.PH](http://www.metrobank.com.ph), SEE RELATED POSTERS, OR VISIT YOUR NEAREST BRANCH. THANK YOU"

121,509.20    66,500.00    52,000.00    117,009.20    117,009.20    104,272.00    102,000.00    114,737.20





Account Name: **ZENAIDA OLEARY**  
Account Number: **292-3-292-54065-6(TT2 4F)**  
Currency: **PHP**  
Account Type: **RETAIL**  
Dates Covered: **May 2021 - May 2021**

DATE	DESCRIPTION	CHECK NO	DEBIT	CREDIT	BALANCE
05/17/2021	INTERBANK FUND TRANSFER CM			12,000.00	52,929.93
05/03/2021	DEBIT MEMO		4,272.00		40,929.93

MAY





Account Name: **ZENAIDA OLEARY**  
Account Number: **292-3-292-54065-6(TT2 4F)**  
Currency: **PHP**  
Account Type: **RETAIL**  
Dates Covered: **June 2021 - June 2021**

DATE	DESCRIPTION	CHECK NO	DEBIT	CREDIT	BALANCE
05/30/2021	TAX WITHHELD		5.29		97,451.07
05/30/2021	INTEREST EARNED			26.43	97,456.36
06/29/2021	DEBIT MEMO		10,000.00		97,429.93
<i>JUNE</i> 06/29/2021	INTERBANK FUND TRANSFER		1,500.00		107,429.93
06/24/2021	INTERBANK FUND TRANSFER CM			12,000.00	108,929.93
06/07/2021	CASH/CHECK DEPOSIT			44,000.00	96,929.93



Sunday August 9, 2020 05:46:44 PM (Manila Time)

DEPOSIT ACCOUNTS

CREDIT CARD ACCOUNTS

Search...

My Page

Options

Security Tools

Log Out

eBANKING SOLUTIONS

- VIEW ACCOUNT SUMMARY
- VIEW STATEMENT
- PAY BILLS
- TRANSFER FUNDS
- RE-ORDER CHECKBOOK
- MANAGE ACCOUNTS
- OPEN A NEW ACCOUNT
- TAX PAYMENT

Account Statement - Savings Account

Account No. 292-3-292-54065-6 (TT2 4F)  
 Account Type PHP ET Savings  
 Currency PHP

Date	Description	Debit	Credit	Balance
06/30/2020	INTEREST EARNED		124.68	342,974.06
06/30/2020	TAX WITHHELD	24.94		342,949.12
07/06/2020	DEBIT MEMO REFUND BALANCE OF BOARD FOR TRION	6,650.00		336,299.12
07/06/2020	DEBIT MEMO	30,000.00		306,299.12
07/06/2020	DEBIT MEMO	30,000.00		276,299.12
07/06/2020	DEBIT MEMO	30,000.00		246,299.12
07/15/2020	CASH/CHECK DEPOSIT RENT KAYATA		12,000.00	258,299.12
07/20/2020	LOCAL CHECK DEPOSIT RENT GILMORE		20,000.00	278,299.12
07/21/2020	DEBIT MEMO CARETAKER SALARY	8,000.00		270,299.12
07/21/2020	DEBIT MEMO	22,135.00		248,163.12
07/21/2020	DEBIT MEMO PAYMENT FOR GILMORE 2MTHS	22,136.00		226,027.12
07/21/2020	DEBIT MEMO	30,000.00		196,027.12
07/21/2020	DEBIT MEMO	30,000.00		166,027.12
07/27/2020	DEBIT MEMO DINING CHAIRS + DELIVERY	9,942.00		156,085.12
08/04/2020	LOCAL CHECK DEPOSIT RENT GILMORE		22,000.00 *	178,085.12


Download Print

Phone

24/7 Customer Hotline:  
 (02) 88-700-700  
 24/7 Domestic Toll-free No.:  
 1-800-1988-5775

Email

For Bank Account:  
 customercare@metrobank.com.ph  
 For Credit Card Account:  
 customerservice@metrobankcard.com



Wednesday September 9, 2020 06:34:21 PM (Manila Time)

DEPOSIT ACCOUNTS

CREDIT CARD ACCOUNTS

Search...

My Page

Options

Security Tools

Log Out

#BANKING SOLUTIONS

- VIEW ACCOUNT SUMMARY
- VIEW STATEMENT
- PAY BILLS
- TRANSFER FUNDS
- RE-ORDER CHECKBOOK
- MANAGE ACCOUNTS
- OPEN A NEW ACCOUNT
- TAX PAYMENT

Account Statement - Savings Account

Account No. 292-3-292-54065-6 (TT2 4F)  
 Account Type PHP ET Savings  
 Currency PHP

Date	Description	Debit	Credit	Balance
<del>08/04/2020</del>	<del>LOCAL CHECK DEPOSIT</del>		<del>22,000.00</del>	<del>178,085.12</del>
08/10/2020	DEBIT MEMO <i>CARETAKER SALARY</i>	16,000.00		162,085.12
08/10/2020	DEBIT MEMO <i>CORRECTION FROM 4/08/20.</i>	22,000.00 *		140,085.12
08/13/2020	CASH/CHECK DEPOSIT <i>RENT FROM KAHAYA</i>		12,000.00	152,085.12
08/24/2020	LOCAL CHECK DEPOSIT <i>RENT FROM TRION</i>		50,000.00	202,085.12

Download Print

Phone

24/7 Customer Hotline:  
 (02) 88-700-700  
 24/7 Domestic Toll-free No.:  
 1-800-1868-5775

Email

For Bank Account:  
 customercare@metrobank.com.ph  
 For Credit Card Account:  
 customerservice@metrobankcard.com

ZENAIDA SUNDI GLEARY  
7076 NUESTRA SENORA DE GUADALUPE  
MAKATI 1212

3-292-54065-6 09/27/20

LAST STATEMENT 08/25/20  
292 - PASO DE ROSAS

03	WA	DB	00	202,085.12	202,085.12
01	WA	DB	00	179,949.12	179,949.12
03	WA	DB	00	30,000.00	157,713.12
03	WA	DB	00	30,000.00	127,713.12
16	MO	ESH	DP	12,000.00	97,713.12
18	MO	LDC	PK	10,000.00	109,713.12
18	MO	LDC	PK	10,000.00	129,713.12
22	WA	DB	00	163,713.12	163,713.12

*GILMORE  
PAYMENT  
3 MONTHS.*  
*Rent KAHAYA  
Rent GILMORE  
(30,000.00)*  
*CARETAKER  
SALARY*  
*Rent  
TRION.*

ZENAIDA SUNDI GLEARY  
7076 NUESTRA SENORA DE GUADALUPE  
MAKATI 1212

3-292-54065-6 10/25/20

LAST STATEMENT 09/27/20  
292 - PASO DE ROSAS

30	INTEREST	C	CR		55.10	163,713.12
30	TAX WITHHE	DR		17.02		163,798.22
19	ET	CR	IBET	EN	50,000.00	163,781.20
21	MO	LDC	CHK	CL	50,000.00	175,781.20
22	WA	DB	00	22,136.00		191,643.20
22	WA	DB	00	22,136.00		181,509.20
22	WA	DB	00	10,000.00		151,509.20
22	WA	DB	00	70,000.00		121,509.20

"PLEASE BE ADVISED THAT WE WILL BE APPLYING UPDATED CHARGES ON SELECTED SERVICES STARTING AUGUST 1, 2007.  
FOR MORE INFO, PLEASE VISIT [HTTP://WWW.METROBANK.COM.PH](http://www.metrobank.com.ph), SEE RELATED POSTERS, OR VISIT YOUR NEAREST BRANCH. THANK YOU"

702,085.12 120,372.00 32,000.00 163,713.12

"PLEASE BE ADVISED THAT WE WILL BE APPLYING UPDATED CHARGES ON SELECTED SERVICES STARTING AUGUST 1, 2007.  
FOR MORE INFO, PLEASE VISIT [HTTP://WWW.METROBANK.COM.PH](http://www.metrobank.com.ph), SEE RELATED POSTERS, OR VISIT YOUR NEAREST BRANCH. THANK YOU"

163,713.12 104,289.02 62,085.10 121,509.20

T2%204F

10:11:07 AM Sat, 07 November 2020  
PHILIPPINE STANDARD TIME

DELETE ACCOUNT

Available Balance  
PHP 95,009.20

Current Balance  
PHP 95,009.20

SHORTCUTS

TRANSACTION HISTORY

Date Range  
FROM TO

Transaction  
All

Amount  
From To

DATE	TRANSACTION	AMOUNT	RUNNING BALANCE
<del>Nov 07, 2020</del>	<del>WA DB</del>	<del>PHP (24,000.00)</del>	<del>PHP 95,009.20</del>
<del>Nov 07, 2020</del>	<del>WA DB</del>	<del>PHP (2,500.00)</del>	<del>PHP 119,009.20</del>
Oct 22, 2020	WA DB	PHP (30,000.00)	PHP 121,509.20
Oct 22, 2020	WA DB	PHP (30,000.00)	PHP 151,509.20
Oct 22, 2020	WA DB	PHP (22,136.00)	PHP 181,509.20
Oct 22, 2020	WA DB	PHP (22,136.00)	PHP 203,645.20
Oct 21, 2020	MO LOC CHK	PHP 50,000.00	PHP 225,781.20
Oct 19, 2020	ET CR IBFT	PHP 12,000.00	PHP 175,781.20

Gilmore  
 PAYMENTS  
 2 MONTHS.  
 09/ + 10/ SEPT. - OCT.  
 PAID  
 PAID  
 PAID  
 PAID.  
 RENT TRION  
 RECEIVED  
 RENT KAHAYA  
 RECEIVED

Jan 12, 2021	MO LOC CHK	PHP 50,000.00	PHP 194,030.44	TRION RENT RECEIVED	
Jan 12, 2021	MO CSH DEP	PHP 44,000.00	PHP 144,030.44	GILMORE RENT RECEIVED	
Jan 11, 2021	WA DB	PHP (8,000.00)	PHP 100,030.44	CARETAKER SALARY	PAID
Jan 11, 2021	WA DB	PHP (3,817.20)	PHP 108,030.44	KAHAYA TITLE DOCUMENT	PAID
Jan 11, 2021	WA DB	PHP (2,921.22)	PHP 111,847.64	PROPERTY TAX GILMORE	PAID
Dec 29, 2020	TAX WITHHELD	PHP (7.92)	PHP 114,768.86	TAX	PAID
Dec 29, 2020	INTEREST EARNED	PHP 39.58	PHP 114,776.78	INTEREST RECEIVED	
Dec 17, 2020	ET CR IBFT	PHP 12,000.00	PHP 114,737.20	Kahaya rent payment	- RECEIVED
Dec 14, 2020	WA DB	PHP (30,000.00)	PHP 102,737.20	Gilmore load repayment-a	PAID
Dec 14, 2020	WA DB	PHP (22,136.00)	PHP 132,737.20	Gilmore load repayment-b	PAID
Dec 14, 2020	MO LOC CHK	PHP 50,000.00	PHP 154,873.20	Trion Rent Payment	- RECEIVED
Dec 14, 2020	MO CSH DEP	64,000 - 4,000 PHP 40,000.00	PHP 104,873.20	Gilmore rent payment-deducted 4k Evelyn - misc cleaning materials	
Dec 02, 2020	WA DB	PHP (22,136.00)	PHP 94,873.20	GILMORE PAYMENT	PAID
Dec 02, 2020	WA DB	PHP (30,000.00)	PHP 64,873.20	GILMORE PAYMENT	PAID
Nov 23, 2020	WA DB	PHP (37,150.00)	PHP 119,859.20	Gilmore Tenant Refund - Cesar	PAID
Nov 23, 2020	WA DB	PHP (2,850.00)	PHP 117,009.20	Gilmore Cleaning fee - 3ac / guase	PAID
Nov 20, 2020	ET CR IBFT	PHP 12,000.00	PHP 157,009.20	KAHAYA RENT-RECEIVED	Trap
Nov 10, 2020	MO LOC CHK	PHP 50,000.00	PHP 145,009.20	TRION RENT-RECEIVED	
Nov 09, 2020	WA DB	PHP (24,000.00)	PHP 95,009.20	CARETAKER SALARY	PAID
Nov 09, 2020	WA DB	PHP (2,500.00)	PHP 119,009.20	TV Entertainment cabinet	PAID

TT2 4F -

DATE	TRANSACTION	AMOUNT	RUNNING BALANCE	DESCRIPTION
Jun 30, 2021	TAX WITHHELD	PHP (5.29)	PHP 97,451.07	TAX PAID
Jun 30, 2021	INTEREST EARNED	PHP 26.43	PHP 97,456.36	INTEREST RECEIVED PAID
Jun 29, 2021	DEBIT MEMO	PHP (10,000.00)	PHP 97,429.93	Caretaker pay and trans allowance June 2021 PAID
Jun 29, 2021	INTERBANK FUND TRANSFER	PHP (1,500.00)	PHP 107,429.93	Labor for assembling Trion beds PAID
Jun 24, 2021	INTERBANK FUND TRANSFER CM	PHP 12,000.00	PHP 108,929.93	Kahaya rent payment RECEIVED
Jun 07, 2021	CASH/CHECK DEPOSIT	PHP 44,000.00	PHP 96,929.93	Gilmore Rent payment RECEIVED
May 17, 2021	INTERBANK FUND TRANSFER CM	PHP 12,000.00	PHP 52,929.93	Kahaya rent payment RECEIVED
May 02, 2021	DEBIT MEMO	PHP (4,272.00)	PHP 40,929.93	Gilmore loan payment-c PAID
Apr 30, 2021	DEBIT MEMO	PHP (50,000.00)	PHP 45,201.93	Gilmore loan payment-b PAID
Apr 29, 2021	DEBIT MEMO	PHP (50,000.00)	PHP 95,201.93	Gilmore loan payment-a PAID
Apr 19, 2021	INTERBANK FUND TRANSFER CM	PHP 12,000.00	PHP 145,201.93	Kahaya rent payment RECEIVED
Apr 15, 2021	DEBIT MEMO	PHP (5,000.00)	PHP 153,201.93	CARETAKER EXPENSES -
Apr 15, 2021	DEBIT MEMO	PHP (20,000.00)	PHP 133,201.93	caretaker pay and trans allowance April/May 2021 PAID
Apr 08, 2021	CASH/CHECK DEPOSIT	PHP 22,000.00	PHP 158,201.93	Gilmore rent payment RECEIVED
Apr 07, 2021	MO DM	PHP (150.00)	PHP 136,201.93	BANK CHARGES PAID
Mar 31, 2021	TAX WITHHELD	PHP (8.47)	PHP 136,351.93	TAX PAID
Mar 31, 2021	INTEREST EARNED	PHP 42.36	PHP 136,360.40	INTEREST EARNED PAID
Mar 17, 2021	WA DB	PHP (4,272.00)	PHP 136,318.04	Gilmore loan payment-c PAID
Mar 17, 2021	WA DB	PHP (50,000.00)	PHP 140,590.04	Gilmore loan payment-b PAID
Mar 16, 2021	WA DB	PHP (50,000.00)	PHP 190,590.04	Gilmore loan payment-a PAID
Mar 16, 2021	ET CR IBFT	PHP 12,000.00	PHP 240,590.04	Kahaya rent payment RECEIVED
Mar 09, 2021	MO LOC CHK	PHP 50,000.00	PHP 228,590.04	Trion Rent Payment RECEIVED
Mar 09, 2021	MO CSH DEP	PHP 22,000.00	PHP 178,590.04	Gilmore Rent payment RECEIVED
Mar 02, 2021	WA DB	PHP (20,000.00)	PHP 156,590.04	CARETAKER SALARY + EXPENSES -
Feb 19, 2021	MO LOC CHK	PHP 50,000.00	PHP 176,590.04	Trion Rent Payment RECEIVED
Feb 19, 2021	MO CSH DEP	PHP 22,000.00	PHP 126,590.04	Gilmore Rent payment RECEIVED
Feb 16, 2021	ET CR IBFT	PHP 12,000.00	PHP 104,590.04	Kahaya rent payment RECEIVED
Feb 08, 2021	WA DB	PHP (27,216.00)	PHP 92,590.04	GILMORE CONDO DUES - 12 MONTHS PAID
Jan 18, 2021	ET CR IBFT	PHP 12,000.00	PHP 119,806.04	KAHAYA RENT PAYMENT RECEIVED PAID
Jan 13, 2021	WA DB	PHP (34,088.40)	PHP 107,806.04	TRION CONDO DUES - 6 MONTHS PAID
Jan 13, 2021	WA DB	PHP (52,136.00)	PHP 141,894.44	GILMORE PAYMENT PAID



U BANK

ubank.com.au  
13 30 80

### Transaction history

#### Zenbern Superannuation Fund | 374607982

Transaction date	Description	Amount	Balance
01/10/2021	PLEASE NOTE INTEREST RATE EFFECTIVE FROM 01-Oct-2021 IS : 0.15 % P.A		
30/09/2021	Interest for 01/09/2021 - 30/09/2021	+\$0.02	\$61.50 CR
30/09/2021	PLEASE NOTE INTEREST RATE MARGIN EFFECTIVE FROM 01-Sep-2021 TO 30-Sep-2021 IS : 0.2 %		
01/09/2021	PLEASE NOTE INTEREST RATE EFFECTIVE FROM 01-Sep-2021 IS : 0.15 % P.A		
31/08/2021	Interest for 01/08/2021 - 31/08/2021	+\$0.02	\$61.48 CR
31/08/2021	PLEASE NOTE INTEREST RATE MARGIN EFFECTIVE FROM 01-Aug-2021 TO 31-Aug-2021 IS : 0.2 %		
01/08/2021	PLEASE NOTE INTEREST RATE EFFECTIVE FROM 01-Aug-2021 IS : 0.15 % P.A		
31/07/2021	Interest for 01/07/2021 - 31/07/2021	+\$0.02	\$61.46 CR
31/07/2021	PLEASE NOTE INTEREST RATE MARGIN EFFECTIVE FROM 01-Jul-2021 TO 31-Jul-2021 IS : 0.2 %		
01/07/2021	PLEASE NOTE INTEREST RATE EFFECTIVE FROM 01-Jul-2021 IS : 0.15 % P.A		
30/06/2021	Interest for 01/06/2021 - 30/06/2021	+\$0.02	\$61.44 CR
30/06/2021	PLEASE NOTE INTEREST RATE MARGIN EFFECTIVE FROM 01-Jun-2021 TO 30-Jun-2021 IS : 0.2 %		
01/06/2021	PLEASE NOTE INTEREST RATE EFFECTIVE FROM 01-Jun-2021 IS : 0.15 % P.A		





U BANK

ubank.com.au  
13 30 80

## Transaction history

31/05/2021	Interest for 01/05/2021 - 31/05/2021	+\$0.02	\$61.42 CR
31/05/2021	PLEASE NOTE INTEREST RATE MARGIN EFFECTIVE FROM 01- May-2021 TO 31-May-2021 IS : 0.2 %		
01/05/2021	PLEASE NOTE INTEREST RATE EFFECTIVE FROM 01-May-2021 IS : 0.15 % P.A		
30/04/2021	Interest for 01/04/2021 - 30/04/2021	+\$0.02	\$61.40 CR
30/04/2021	PLEASE NOTE INTEREST RATE MARGIN EFFECTIVE FROM 01- Apr-2021 TO 30-Apr-2021 IS : 0.2 %		
01/04/2021	PLEASE NOTE INTEREST RATE EFFECTIVE FROM 01-Apr-2021 IS : 0.15 % P.A		
31/03/2021	Interest for 01/03/2021 - 31/03/2021	+\$0.02	\$61.38 CR
31/03/2021	PLEASE NOTE INTEREST RATE MARGIN EFFECTIVE FROM 01- Mar-2021 TO 31-Mar-2021 IS : 0.2 %		
01/03/2021	PLEASE NOTE INTEREST RATE EFFECTIVE FROM 01-Mar-2021 IS : 0.15 % P.A		
28/02/2021	Interest for 01/02/2021 - 28/02/2021	+\$0.02	\$61.36 CR
28/02/2021	PLEASE NOTE INTEREST RATE MARGIN EFFECTIVE FROM 01- Feb-2021 TO 28-Feb-2021 IS : 0.2 %		
01/02/2021	PLEASE NOTE INTEREST RATE EFFECTIVE FROM 01-Feb-2021 IS : 0.15 % P.A		
31/01/2021	Interest for 01/01/2021 - 31/01/2021	+\$0.02	\$61.34 CR
31/01/2021	PLEASE NOTE INTEREST RATE MARGIN EFFECTIVE FROM 01- Jan-2021 TO 31-Jan-2021 IS : 0.2 %		



U BANK

ubank.com.au  
13 30 80

## Transaction history

01/01/2021	PLEASE NOTE INTEREST RATE EFFECTIVE FROM 01-Jan-2021 IS : 0.15 % P.A		
31/12/2020	Interest for 01/12/2020 - 31/12/2020	+\$0.02	\$61.32 CR
31/12/2020	PLEASE NOTE INTEREST RATE MARGIN EFFECTIVE FROM 01- Dec-2020 TO 31-Dec-2020 IS : 0.2 %		
15/12/2020	PLEASE NOTE INTEREST RATE EFFECTIVE FROM 15-Dec-2020 IS : 0.15 % P.A		
01/12/2020	PLEASE NOTE INTEREST RATE EFFECTIVE FROM 01-Dec-2020 IS : 0.3 % P.A		
30/11/2020	Interest for 01/11/2020 - 30/11/2020	+\$0.03	\$61.30 CR
30/11/2020	PLEASE NOTE INTEREST RATE MARGIN EFFECTIVE FROM 01- Nov-2020 TO 30-Nov-2020 IS : 0.2 %		
01/11/2020	PLEASE NOTE INTEREST RATE EFFECTIVE FROM 01-Nov-2020 IS : 0.3 % P.A		
31/10/2020	Interest for 01/10/2020 - 31/10/2020	+\$0.04	\$61.27 CR
31/10/2020	PLEASE NOTE INTEREST RATE MARGIN EFFECTIVE FROM 01- Oct-2020 TO 31-Oct-2020 IS : 0.4 %		
09/10/2020	PLEASE NOTE INTEREST RATE EFFECTIVE FROM 09-Oct-2020 IS : 0.3 % P.A		



U BANK

ubank.com.au  
13 30 80

## Interest Statement

Financial Year 2021

Account	Interest earned	Interest paid	Fees	Withholding Tax
Zenbern Superannuation Fund-374607982	\$0.33	\$0.00	\$0.00	\$0.00
Total	\$0.33	\$0.00	\$0.00	\$0.00

# 68000 - Sundry Debtors

2021 Financial Year

Preparer Steven Lee

Reviewer Sandra Lee

Status Completed

Account Code	Description	CY Balance	LY Balance	Change
68000	Sundry Debtors	\$3,658.10	\$14,851.00	(75.37)%
<b>TOTAL</b>		<b>CY Balance</b>	<b>LY Balance</b>	
		\$3,658.10	\$14,851.00	

## Supporting Documents

○ General Ledger [Report](#)

## Standard Checklist

Match to Source Documentation

## Notes

Steven Lee

### Note

Net share buy/sell, money received after 30/06/2021

05/07/2022 12:05

# Zenbern Superannuation Fund

## General Ledger

As at 30 June 2021

Transaction Date	Description	Units	Debit	Credit	Balance \$
<b>Sundry Debtors (68000)</b>					
<u>Sundry Debtors (68000)</u>					
01/07/2020	Opening Balance				14,851.00 DR
01/07/2020	Direct Credit 062895 COMMONWEALTH SEC COMMSEC			8,097.00	6,754.00 DR
01/07/2020	Direct Debit 062934 COMMSEC SECURITI COMMSEC		8,163.00		14,917.00 DR
02/07/2020	Direct Credit 062895 COMMONWEALTH SEC COMMSEC			14,917.00	0.00 DR
30/06/2021	Net buy/sell, money received after 30/06/2021		3,658.10		3,658.10 DR
			<b>11,821.10</b>	<b>23,014.00</b>	<b>3,658.10 DR</b>

**Total Debits: 11,821.10**

**Total Credits: 23,014.00**

# 76000 - Other Assets

2021 Financial Year

Preparer Steven Lee

Reviewer Sandra Lee

Status Completed

Account Code	Description	CY Units	CY Balance	LY Units	LY Balance	Change
SHYBZENBER	Trading account	1.000000	\$9,930.00	1.000000	\$6,248.00	58.93%
<b>TOTAL</b>		<b>CY Units</b>	<b>CY Balance</b>	<b>LY Units</b>	<b>LY Balance</b>	
		1.000000	\$9,930.00	1.000000	\$6,248.00	

## Supporting Documents

- Investment Movement Report [Report](#)
- TradingAC\_WP\_2021.xlsx
- Commsec\_Stats.pdf

## Standard Checklist

- Attach copies of Statements and Source Documentation
- Attach Investment Movement Report
- Ensure all Investments are valued correctly at June 30
- Ensure the investment is in accordance with the Fund's investment strategy
- Ensure the investment is in accordance with the SIS Act

# Zenbern Superannuation Fund

## Investment Movement Report

As at 30 June 2021

Investment	Opening Balance		Additions		Disposals			Closing Balance		
	Units	Cost	Units	Cost	Units	Cost	Accounting Profit/(Loss)	Units	Cost	Market Value
<b>Bank Accounts</b>										
CBA Direct Investment Account 12848507		9,823.69		410,926.76		(413,226.93)			7,523.52	7,523.52
DUMMY ACCOUNT FOR TRADING				337,107.96		(337,107.96)			0.00	0.00
Metrobank - Phillipines bank account		9,888.96		22,075.59		(29,328.60)			2,635.95	2,635.95
UBank USaver SMSF 37-460-7982		61.11		0.33					61.44	61.44
		<b>19,773.76</b>		<b>770,110.64</b>		<b>(779,663.49)</b>			<b>10,220.91</b>	<b>10,220.91</b>
<b>Other Assets</b>										
SHYBZENBER - Trading account	1.00	5,986.20		4,609.65				1.00	10,595.85	9,930.00
		<b>5,986.20</b>		<b>4,609.65</b>					<b>10,595.85</b>	<b>9,930.00</b>
<b>Plant and Equipment (at written down value) - Unitised</b>										
ZENBY001_FURNITURETR - Furniture Trion Towers	1.00	9,509.00						1.00	9,509.00	9,583.28
		<b>9,509.00</b>							<b>9,509.00</b>	<b>9,583.28</b>
<b>Real Estate Properties (Overseas - Residential)</b>										
SHSAGILTOWER - Gilmore Towers Inc - 2nd floor ACT Tower, 135 Sen. Gil J. Puyat Avenue, Salcedo Village, Makati City	1.00	56,366.96		18,817.62				1.00	75,184.58	103,472.00
ZENBY001_LOT30BLOCK6 - Lot 30 Block 6 Kahaya Place	1.00	81,891.67						1.00	81,891.67	88,402.30

Zenbern Superannuation Fund  
**Investment Movement Report**

As at 30 June 2021

Investment	Opening Balance		Additions		Disposals			Closing Balance		
	Units	Cost	Units	Cost	Units	Cost	Accounting Profit/(Loss)	Units	Cost	Market Value
SHYBTRIOCA - Trion Tower Car Park	1.00	32,196.38						1.00	32,196.38	27,048.96
SHYBUNIT4F - Unit4 4th Floor the Trion Towers - 8th Avenue Cnr McKinley Parkway Avenue	1.00	166,733.40						1.00	166,733.40	298,047.07
		<b>337,188.41</b>		<b>18,817.62</b>					<b>356,006.03</b>	<b>516,970.33</b>
		<b>372,457.37</b>		<b>793,537.91</b>		<b>(779,663.49)</b>			<b>386,331.79</b>	<b>546,704.52</b>



# Financial Year Summary


1 JULY 2020 - 30 JUNE 2021



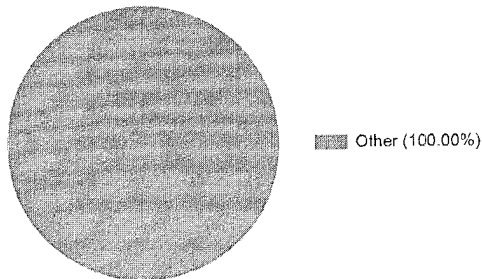
Portfolio Valuation	Account Number	Account Name	Value as at 30 June 2021
Shares	3238887	MR BERNARD O'LEARY + MRS ZENAIDA O'LEARY <ZENBERN SUPER FUND A/C>	\$9,930.00
CDIA	12848507	ZENBERN SUPERANNUATION FUND	\$7,523.52
<b>TOTAL PORTFOLIO VALUE</b>			<b>\$17,453.52</b>

## Allocation as at 30 June 2021

### Shares in your portfolio



### Sectors in your portfolio



## Estimated Interest & Dividends 2020-2021 Financial Year

Est. Franked Dividends	\$0.00
Est. Unfranked Dividends	\$0.00
Est. Franking Credits	\$0.00
Est. Interest Received from Interest Rate Securities	\$0.00
Interest Received from Cash Account(s)	\$10.38
<b>TOTAL INCOME</b>	<b>\$10.38</b>

## Fees & Charges 2020-2021 Financial Year

Total Brokerage (inc. GST)	\$3,701.80
Total Subscriptions (inc. GST)	\$43.61
Other Fees (inc. GST)	\$0.00
<b>TOTAL FEES &amp; CHARGES</b>	<b>\$3,745.41</b>

# Financial Year Summary

CommSec



1 JULY 2020 - 30 JUNE 2021

This statement only provides information for CDIA accounts that have been designated as the settlement account for your CommSec Share trading account as at 30 June. Please refer to NetBank for interest income from all other CBA accounts.

The Interest shown is net of any non-resident or TFN withholding tax (if applicable). Please refer to Netbank for bank fees paid on your designated CDIA settlement account in the financial year.

This statement is issued by Commonwealth Securities Limited ABN 60 067 254 399 AFSL 238814 ("CommSec"), a market participant of ASX and Chi-X Australia, a clearing participant of ASX Clear Pty Limited and a settlement participant of ASX Settlement Pty Limited. CommSec is a wholly owned but non-guaranteed subsidiary of the Commonwealth Bank of Australia ABN 48 123 123 124 AFSL 234945 ("CBA"). Information contained in this statement is believed to be accurate at the time the statement is generated. CBA and its subsidiaries do not accept any liability for any errors or omissions contained in this statement, or any responsibility for any action taken in reliance on this statement. This statement is a summary document only and it is not intended to replace any document which contains information that may be required for taxation purposes. You should therefore retain your CHESSE statements, dividend statements, confirmation contract notes and bank account statements for your records in this regard. If there are any errors in this statement, please contact us on 13 15 19. The total brokerage outlined does not include any rebates you may have received over the financial year. Please refer to your transaction statement records for any rebates you may have received for the report period. This report only includes dividends paid for holdings held with CommSec. Any dividends paid (based on the ex-dividend date) prior to holdings being transferred to CommSec are not included in this report. This report may not include information on some accounts if you have switched products, transferred Holder Identification Numbers (HIN) or switched Participant Identification Number (PID) during the financial year. CommSec is not a registered tax practitioner and the information provided in this report does not constitute tax advice. The above information whilst based upon your holdings only takes into account those of your circumstances of which we are aware. It is recommended that you provide the report to your tax adviser or accountant in order that your particular circumstances can be properly addressed.

Address Commonwealth Securities Locked Bag 22, Australia Square NSW 1215 | Enquiries 13 15 19 | [www.commsec.com.au](http://www.commsec.com.au)

# Portfolio Valuation

30 JUNE 2021

CommSec 

SHARES - 3238887 - HIN 41026341

MR BERNARD O'LEARY + MRS ZENAIDA O'LEARY <ZENBERN SUPER FUND A/C>

Portfolio	Units	Unit Price	Portfolio Value	% of Portfolio
BENKCD - CITIWARRANTS (CGMA) MINI L (Citiwarrants 8.2688 BEN Mini Long)	1,500	\$2.2600	\$3,390.00	19.42%
NCMKOC - CITIWARRANTS (CGMA) MINI L (CITIWARRANTS 20.9239 NCM MINI LONG)	1,500	\$4.3600	\$6,540.00	37.47%
		<b>Sub Total</b>	<b>\$9,930.00</b>	<b>56.89%</b>

Cash Accounts	Portfolio Value	% of Portfolio	
CDIA - 06200012848507	\$7,523.52	43.11%	
	<b>TOTAL</b>	<b>\$17,453.52</b>	<b>100.00%</b>

# Portfolio Valuation

30 JUNE 2021



This statement only provides information for CDIA accounts that have been designated as the settlement account for your CommSec Share trading account as at 30 June. Please refer to NetBank for interest income from all other CBA accounts.

The Interest shown is net of any non-resident or TFN withholding tax (if applicable). Please refer to Netbank for bank fees paid on your designated CDIA settlement account in the financial year.

This statement is issued by Commonwealth Securities Limited ABN 60 067 254 399 AFSL 238814 ("CommSec"), a market participant of ASX and Chi-X Australia, a clearing participant of ASX Clear Pty Limited and a settlement participant of ASX Settlement Pty Limited. CommSec is a wholly owned but non-guaranteed subsidiary of the Commonwealth Bank of Australia ABN 48 123 123 124 AFSL 234945 ("CBA"). Information contained in this statement is believed to be accurate at the time the statement is generated. CBA and its subsidiaries do not accept any liability for any errors or omissions contained in this statement, or any responsibility for any action taken in reliance on this statement. This statement is a summary document only and it is not intended to replace any document which contains information that may be required for taxation purposes. You should therefore retain your CHESSE statements, dividend statements, confirmation contract notes and bank account statements for your records in this regard. If there are any errors in this statement, please contact us on 13 15 19. The total brokerage outlined does not include any rebates you may have received over the financial year. Please refer to your transaction statement records for any rebates you may have received for the report period. This report only includes dividends paid for holdings held with CommSec. Any dividends paid (based on the ex-dividend date) prior to holdings being transferred to CommSec are not included in this report. This report may not include information on some accounts if you have switched products, transferred Holder Identification Numbers (HIN) or switched Participant Identification Number (PID) during the financial year. CommSec is not a registered tax practitioner and the information provided in this report does not constitute tax advice. The above information whilst based upon your holdings only takes into account those of your circumstances of which we are aware. It is recommended that you provide the report to your tax adviser or accountant in order that your particular circumstances can be properly addressed.

Address Commonwealth Securities Locked Bag 22, Australia Square NSW 1215 | Enquiries 13 15 19 | [www.commsec.com.au](http://www.commsec.com.au)

# Transaction Summary

1 JULY 2020 - 30 JUNE 2021



SHARES - 3238887 - HIN 41026341

MR BERNARD O'LEARY + MRS ZENAIDA O'LEARY  
<ZENBERN SUPER FUND A/C>

Total Buys and Sells		2020 - 2021 Financial Year
Total Buys (inc. Brokerage + GST)		\$453,531.06
Total Sells (inc. Brokerage + GST)		\$452,936.30

ANZKOU - CITIWARRANTS (CGMA) MINI S (CITIWARRANTS 27.0021 ANZ MINI SHORT)								
Date	Type	Quantity	Unit Price	Trade Value	Brokerage+GST	GST	CNote	Total Value
20-Nov-2020	Sell	-2,000	\$4.6000	-\$9,200.00	\$33.00	\$3.00	109483943	-\$9,167.00
19-Nov-2020	Buy	1,000	\$4.8800	\$4,880.00	\$33.00	\$3.00	109422625	\$4,913.00
18-Nov-2020	Buy	1,000	\$5.1600	\$5,160.00	\$33.00	\$3.00	109361746	\$5,193.00
<b>Sub Total</b>					<b>\$99.00</b>	<b>\$9.00</b>		<b>\$939.00</b>

BENJOE - CITIWARRANTS (CGMA) IMINI (CITIWARRANTS 4.1618 BEN 12-MAR-25 INSTAL MINI)								
Date	Type	Quantity	Unit Price	Trade Value	Brokerage+GST	GST	CNote	Total Value
03-Nov-2020	Sell	-3,000	\$2.6800	-\$8,040.00	\$33.00	\$3.00	108643577	-\$8,007.00
20-Oct-2020	Buy	3,000	\$2.6100	\$7,830.00	\$33.00	\$3.00	107927773	\$7,863.00
13-Oct-2020	Sell	-12,000	\$2.3367	-\$28,040.00	\$33.00	\$3.00	107569857	-\$28,007.00
13-Oct-2020	Buy	4,000	\$2.2500	\$9,000.00	\$33.00	\$3.00	107569856	\$9,033.00
18-Sep-2020	Buy	1,000	\$1.8850	\$1,885.00	\$33.00	\$3.00	106466896	\$1,918.00
09-Sep-2020	Buy	3,000	\$2.1800	\$6,540.00	\$33.00	\$3.00	105978147	\$6,573.00
04-Sep-2020	Buy	4,000	\$2.1900	\$8,760.00	\$33.00	\$3.00	105729138	\$8,793.00
03-Sep-2020	Sell	-4,000	\$2.3700	-\$9,480.00	\$33.00	\$3.00	105628273	-\$9,447.00
01-Sep-2020	Buy	1,000	\$2.1600	\$2,160.00	\$33.00	\$3.00	105462697	\$2,193.00
11-Aug-2020	Sell	-2,000	\$2.8500	-\$5,700.00	\$33.00	\$3.00	104251005	-\$5,667.00
03-Aug-2020	Buy	3,000	\$2.4000	\$7,200.00	\$33.00	\$3.00	103886170	\$7,233.00
29-Jul-2020	Sell	-2,000	\$2.9400	-\$5,880.00	\$33.00	\$3.00	103689124	-\$5,847.00
21-Jul-2020	Buy	2,000	\$2.7000	\$5,400.00	\$33.00	\$3.00	103304680	\$5,433.00
13-Jul-2020	Sell	-3,200	\$2.9100	-\$9,312.00	\$33.00	\$3.00	102922330	-\$9,279.00
03-Jul-2020	Buy	3,000	\$2.7917	\$8,375.00	\$33.00	\$3.00	102506111	\$8,408.00
<b>Sub Total</b>					<b>\$495.00</b>	<b>\$45.00</b>		<b>-\$8,807.00</b>

BENKCD - CITIWARRANTS (CGMA) MINI L (Citiwarrants 8.1414 BEN Mini Long)								
Date	Type	Quantity	Unit Price	Trade Value	Brokerage+GST	GST	CNote	Total Value
30-Jun-2021	Buy	1,500	\$2.2600	\$3,390.00	\$15.95	\$1.45	120066593	\$3,405.95
30-Jun-2021	Sell	-3,000	\$2.3600	-\$7,080.00	\$15.95	\$1.45	120021995	-\$7,064.05
24-Jun-2021	Buy	1,500	\$2.0100	\$3,015.00	\$15.95	\$1.45	119810837	\$3,030.95
23-Jun-2021	Buy	1,500	\$2.2100	\$3,315.00	\$15.95	\$1.45	119767730	\$3,330.95
04-Jun-2021	Sell	-3,000	\$2.2583	-\$6,775.00	\$15.95	\$1.45	119100629	-\$6,759.05

# Transaction Summary

1 JULY 2020 - 30 JUNE 2021

CommSec 

## BENKCD - CITIWARRANTS (CGMA) MINI L (Citiwarrants 8.1414 BEN Mini Long)

Date	Type	Quantity	Unit Price	Trade Value	Brokerage+GST	GST	CNote	Total Value
03-Jun-2021	Buy	3,000	\$2.1200	\$6,360.00	\$15.95	\$1.45	119075714	\$6,375.95
03-Jun-2021	Sell	-3,000	\$2.2000	-\$6,600.00	\$15.95	\$1.45	119048691	-\$6,584.05
01-Jun-2021	Buy	3,000	\$2.0500	\$6,150.00	\$15.95	\$1.45	118948196	\$6,165.95
27-May-2021	Sell	-2,500	\$2.1400	-\$5,350.00	\$15.95	\$1.45	118780070	-\$5,334.05
26-May-2021	Buy	2,500	\$2.1000	\$5,250.00	\$15.95	\$1.45	118737789	\$5,265.95
22-Apr-2021	Sell	-2,000	\$2.2600	-\$4,520.00	\$15.95	\$1.45	117330331	-\$4,504.05
21-Apr-2021	Buy	2,000	\$2.0400	\$4,080.00	\$15.95	\$1.45	117242659	\$4,095.95
18-Mar-2021	Sell	-1,000	\$1.3950	-\$1,395.00	\$15.95	\$1.45	115793080	-\$1,379.05
15-Mar-2021	Buy	1,000	\$1.6900	\$1,690.00	\$15.95	\$1.45	115605639	\$1,705.95
<b>Sub Total</b>					<b>\$223.30</b>	<b>\$20.30</b>		<b>\$1,753.30</b>

## BENKCP - CITIWARRANTS (CGMA) MINI S (Citiwarrants 12.4123 BEN Mini Short)

Date	Type	Quantity	Unit Price	Trade Value	Brokerage+GST	GST	CNote	Total Value
08-Apr-2021	Sell	-2,000	\$2.1100	-\$4,220.00	\$15.95	\$1.45	116697720	-\$4,204.05
29-Mar-2021	Buy	2,000	\$2.5200	\$5,040.00	\$15.95	\$1.45	116257492	\$5,055.95
<b>Sub Total</b>					<b>\$31.90</b>	<b>\$2.90</b>		<b>\$851.90</b>

## BENKOA - CITIWARRANTS (CGMA) MINI L (CITIWARRANTS 7.662 BEN MINI LONG)

Date	Type	Quantity	Unit Price	Trade Value	Brokerage+GST	GST	CNote	Total Value
26-Mar-2021	Sell	-2,000	\$2.0800	-\$4,160.00	\$15.95	\$1.45	116220004	-\$4,144.05
18-Mar-2021	Buy	2,000	\$1.9100	\$3,820.00	\$15.95	\$1.45	115794083	\$3,835.95
<b>Sub Total</b>					<b>\$31.90</b>	<b>\$2.90</b>		<b>-\$308.10</b>

## BENKOC - CITIWARRANTS (CGMA) MINI L (CITIWARRANTS 4.8828 BEN MINI LONG)

Date	Type	Quantity	Unit Price	Trade Value	Brokerage+GST	GST	CNote	Total Value
20-Nov-2020	Sell	-3,000	\$3.6100	-\$10,830.00	\$33.00	\$3.00	109483945	-\$10,797.00
20-Nov-2020	Buy	3,000	\$3.5317	\$10,595.00	\$33.00	\$3.00	109483944	\$10,628.00
17-Nov-2020	Sell	-4,500	\$2.9900	-\$13,455.00	\$33.00	\$3.00	109297143	-\$13,422.00
13-Nov-2020	Buy	1,500	\$2.4500	\$3,675.00	\$33.00	\$3.00	109191069	\$3,708.00
12-Nov-2020	Buy	3,000	\$2.5300	\$7,590.00	\$33.00	\$3.00	109136663	\$7,623.00
09-Nov-2020	Sell	-3,000	\$2.0383	-\$6,115.00	\$33.00	\$3.00	108867395	-\$6,082.00
05-Nov-2020	Buy	3,000	\$1.8700	\$5,610.00	\$33.00	\$3.00	108746101	\$5,643.00
<b>Sub Total</b>					<b>\$231.00</b>	<b>\$21.00</b>		<b>-\$2,699.00</b>

## BENKOP - CITIWARRANTS (CGMA) MINI S (CITIWARRANTS 9.389 BEN MINI SHORT)

Date	Type	Quantity	Unit Price	Trade Value	Brokerage+GST	GST	CNote	Total Value
04-Sep-2020	Sell	-3,000	\$3.0050	-\$9,015.00	\$33.00	\$3.00	105729139	-\$8,982.00



# Transaction Summary

1 JULY 2020 - 30 JUNE 2021



## BENKOP - CITIWARRANTS (CGMA) MINI S (CITIWARRANTS 9.389 BEN MINI SHORT)

Date	Type	Quantity	Unit Price	Trade Value	Brokerage+GST	GST	CNote	Total Value
03-Sep-2020	Buy	3,000	\$2.8900	\$8,670.00	\$33.00	\$3.00	105628274	\$8,703.00
01-Sep-2020	Sell	-3,000	\$3.0100	-\$9,030.00	\$33.00	\$3.00	105462698	-\$8,997.00
31-Aug-2020	Buy	3,000	\$2.8200	\$8,460.00	\$33.00	\$3.00	105361183	\$8,493.00
17-Aug-2020	Sell	-3,000	\$2.6100	-\$7,830.00	\$33.00	\$3.00	104522165	-\$7,797.00
12-Aug-2020	Buy	3,000	\$2.2700	\$6,810.00	\$33.00	\$3.00	104322830	\$6,843.00
<b>Sub Total</b>					<b>\$198.00</b>	<b>\$18.00</b>		<b>-\$1,737.00</b>

## CBAKCD - CITIWARRANTS (CGMA) MINI L (Citiwarrants 66.768 CBA Mini Long)

Date	Type	Quantity	Unit Price	Trade Value	Brokerage+GST	GST	CNote	Total Value
19-Jan-2021	Sell	-250	\$18.2800	-\$4,570.00	\$15.95	\$1.45	112075512	-\$4,554.05
18-Jan-2021	Buy	250	\$17.7000	\$4,425.00	\$15.95	\$1.45	111994574	\$4,440.95
07-Jan-2021	Sell	-250	\$17.5100	-\$4,377.50	\$15.95	\$1.45	111456405	-\$4,361.55
31-Dec-2020	Buy	250	\$16.1400	\$4,035.00	\$15.95	\$1.45	111232340	\$4,050.95
31-Dec-2020	Sell	-250	\$16.7900	-\$4,197.50	\$15.95	\$1.45	111213835	-\$4,181.55
30-Dec-2020	Buy	250	\$16.4500	\$4,112.50	\$15.95	\$1.45	111175479	\$4,128.45
24-Dec-2020	Sell	-200	\$17.2000	-\$3,440.00	\$15.95	\$1.45	111083793	-\$3,424.05
21-Dec-2020	Buy	200	\$15.7800	\$3,156.00	\$15.95	\$1.45	110909304	\$3,171.95
<b>Sub Total</b>					<b>\$127.60</b>	<b>\$11.60</b>		<b>-\$728.90</b>

## CBAKCS - CITIWARRANTS (CGMA) MINI S (Citiwarrants 103.9052 CBA Mini Short)

Date	Type	Quantity	Unit Price	Trade Value	Brokerage+GST	GST	CNote	Total Value
16-Feb-2021	Sell	-600	\$17.2500	-\$10,350.00	\$15.95	\$1.45	113873693	-\$10,334.05
16-Feb-2021	Buy	300	\$16.7500	\$5,025.00	\$15.95	\$1.45	113854495	\$5,040.95
12-Feb-2021	Buy	300	\$16.8500	\$5,055.00	\$15.95	\$1.45	113646293	\$5,070.95
<b>Sub Total</b>					<b>\$47.85</b>	<b>\$4.35</b>		<b>-\$222.15</b>

## CBAKOA - CITIWARRANTS (CGMA) MINI L (CITIWARRANTS 54.5134 CBA MINI LONG)

Date	Type	Quantity	Unit Price	Trade Value	Brokerage+GST	GST	CNote	Total Value
09-Nov-2020	Sell	-700	\$15.3000	-\$10,710.00	\$33.00	\$3.00	108867396	-\$10,677.00
04-Nov-2020	Buy	700	\$14.4186	\$10,093.00	\$33.00	\$3.00	108695374	\$10,126.00
03-Nov-2020	Sell	-1,000	\$15.1000	-\$15,100.00	\$33.00	\$3.00	108643578	-\$15,067.00
28-Oct-2020	Buy	300	\$13.2300	\$3,969.00	\$33.00	\$3.00	108376965	\$4,002.00
20-Oct-2020	Buy	700	\$15.0071	\$10,505.00	\$33.00	\$3.00	107927774	\$10,538.00
16-Oct-2020	Sell	-500	\$15.0000	-\$7,500.00	\$33.00	\$3.00	107777127	-\$7,467.00
14-Oct-2020	Buy	500	\$14.4320	\$7,216.00	\$33.00	\$3.00	107637204	\$7,249.00
<b>Sub Total</b>					<b>\$231.00</b>	<b>\$21.00</b>		<b>-\$1,296.00</b>

# Transaction Summary

1 JULY 2020 - 30 JUNE 2021



## CBAKOC - CITIWARRANTS (CGMA) MINI L (CITIWARRANTS 71.9213 CBA MINI LONG)

Date	Type	Quantity	Unit Price	Trade Value	Brokerage+GST	GST	CNote	Total Value
02-Mar-2021	Sell	-300	\$14.4500	-\$4,335.00	\$15.95	\$1.45	114939041	-\$4,319.05
17-Feb-2021	Buy	300	\$14.3000	\$4,290.00	\$15.95	\$1.45	114034886	\$4,305.95
12-Feb-2021	Sell	-300	\$14.9600	-\$4,488.00	\$15.95	\$1.45	113645941	-\$4,472.05
09-Feb-2021	Buy	300	\$16.2100	\$4,863.00	\$15.95	\$1.45	113388818	\$4,878.95
03-Feb-2021	Sell	-200	\$15.5700	-\$3,114.00	\$15.95	\$1.45	113063709	-\$3,098.05
29-Jan-2021	Buy	200	\$12.6000	\$2,520.00	\$15.95	\$1.45	112791876	\$2,535.95
29-Jan-2021	Sell	-200	\$13.6800	-\$2,736.00	\$15.95	\$1.45	112746278	-\$2,720.05
28-Jan-2021	Buy	200	\$13.0000	\$2,600.00	\$15.95	\$1.45	112656418	\$2,615.95
<b>Sub Total</b>					<b>\$127.60</b>	<b>\$11.60</b>		<b>-\$272.40</b>

## CBAKOP - CITIWARRANTS (CGMA) MINI S (CITIWARRANTS 95.6765 CBA MINI SHORT)

Date	Type	Quantity	Unit Price	Trade Value	Brokerage+GST	GST	CNote	Total Value
28-Jan-2021	Sell	-250	\$10.3800	-\$2,595.00	\$15.95	\$1.45	112646575	-\$2,579.05
27-Jan-2021	Buy	249	\$8.7500	\$2,178.75	\$15.95	\$1.45	112541162	\$2,194.70
08-Jan-2021	Buy	1	\$10.0000	\$10.00	\$10.00	\$0.91	111596139	\$20.00
30-Dec-2020	Sell	-250	\$12.2000	-\$3,050.00	\$15.95	\$1.45	111175098	-\$3,034.05
29-Dec-2020	Buy	250	\$11.3000	\$2,825.00	\$15.95	\$1.45	111119634	\$2,840.95
18-Dec-2020	Sell	-300	\$11.9700	-\$3,591.00	\$15.95	\$1.45	110829747	-\$3,575.05
17-Dec-2020	Buy	300	\$11.3600	\$3,408.00	\$15.95	\$1.45	110791865	\$3,423.95
<b>Sub Total</b>					<b>\$105.70</b>	<b>\$9.61</b>		<b>-\$708.55</b>

## CBAKOS - CITIWARRANTS (CGMA) MINI S (CITIWARRANTS 81.1735 CBA MINI SHORT)

Date	Type	Quantity	Unit Price	Trade Value	Brokerage+GST	GST	CNote	Total Value
20-Oct-2020	Sell	-300	\$11.1300	-\$3,339.00	\$33.00	\$3.00	107927775	-\$3,306.00
19-Oct-2020	Buy	300	\$11.2100	\$3,363.00	\$33.00	\$3.00	107855447	\$3,396.00
<b>Sub Total</b>					<b>\$66.00</b>	<b>\$6.00</b>		<b>\$90.00</b>

## CBAKOT - CITIWARRANTS (CGMA) MINI S (CITIWARRANTS 116.1465 CBA MINI SHORT)

Date	Type	Quantity	Unit Price	Trade Value	Brokerage+GST	GST	CNote	Total Value
03-Jun-2021	Sell	-400	\$15.2400	-\$6,096.00	\$15.95	\$1.45	119075110	-\$6,080.05
03-Jun-2021	Buy	400	\$14.7900	\$5,916.00	\$15.95	\$1.45	119054024	\$5,931.95
<b>Sub Total</b>					<b>\$31.90</b>	<b>\$2.90</b>		<b>-\$148.10</b>

## CBAKOV - CITIWARRANTS (CGMA) MINI S (CITIWARRANTS 117.7572 CBA MINI SHORT)

Date	Type	Quantity	Unit Price	Trade Value	Brokerage+GST	GST	CNote	Total Value
07-Jun-2021	Sell	-250	\$15.4500	-\$3,862.50	\$15.95	\$1.45	119145919	-\$3,846.55
04-Jun-2021	Buy	250	\$15.8200	\$3,955.00	\$15.95	\$1.45	119119491	\$3,970.95



# Transaction Summary

1 JULY 2020 - 30 JUNE 2021



**Sub Total**                    **\$31.90**                    **\$2.90**                    **\$124.40**

## CBAKOY - CITIWARRANTS (CGMA) MINI S (CITIWARRANTS 99.9827 CBA MINI SHORT)

Date	Type	Quantity	Unit Price	Trade Value	Brokerage+GST	GST	CNote	Total Value
04-Mar-2021	Buy	1	\$13.6200	\$13.62	\$10.00	\$0.91	115165144	\$23.62
03-Mar-2021	Buy	1	\$14.5900	\$14.59	\$10.00	\$0.91	115083149	\$24.59
<b>Sub Total</b>					<b>\$20.00</b>	<b>\$1.82</b>		<b>\$48.21</b>

## FXUKOP - CITIWARRANTS (CGMA) MINI S (CITIWARRANTS 0.8046 FXU MINI SHORT)

Date	Type	Quantity	Unit Price	Trade Value	Brokerage+GST	GST	CNote	Total Value
23-Apr-2021	Sell	-700	\$4.3000	-\$3,010.00	\$15.95	\$1.45	117355844	-\$2,994.05
22-Apr-2021	Buy	700	\$3.7100	\$2,597.00	\$15.95	\$1.45	117297635	\$2,612.95
21-Apr-2021	Sell	-1,000	\$4.3700	-\$4,370.00	\$15.95	\$1.45	117279372	-\$4,354.05
16-Apr-2021	Buy	1,000	\$4.0400	\$4,040.00	\$15.95	\$1.45	117052350	\$4,055.95
<b>Sub Total</b>					<b>\$63.80</b>	<b>\$5.80</b>		<b>-\$679.20</b>

## FXUMOW - CITIWARRANTS (CGMA) MINI S (CITIWARRANTS 0.8058 FXU MINI SHORT)

Date	Type	Quantity	Unit Price	Trade Value	Brokerage+GST	GST	CNote	Total Value
22-Feb-2021	Sell	-1,000	\$2.0900	-\$2,090.00	\$15.95	\$1.45	114371292	-\$2,074.05
18-Feb-2021	Buy	1,000	\$3.8800	\$3,880.00	\$15.95	\$1.45	114168941	\$3,895.95
<b>Sub Total</b>					<b>\$31.90</b>	<b>\$2.90</b>		<b>\$1,821.90</b>

## NABKCW - CITIWARRANTS (CGMA) MINI S (Citiwarrants 24.9969 NAB Mini Short)

Date	Type	Quantity	Unit Price	Trade Value	Brokerage+GST	GST	CNote	Total Value
12-Nov-2020	Sell	-3,000	\$3.1700	-\$9,510.00	\$33.00	\$3.00	109136664	-\$9,477.00
11-Nov-2020	Buy	3,000	\$3.1850	\$9,555.00	\$33.00	\$3.00	109069558	\$9,588.00
<b>Sub Total</b>					<b>\$66.00</b>	<b>\$6.00</b>		<b>\$111.00</b>

## NCMJOC - CITIWARRANTS (CGMA) IMINI (CITIWARRANTS 17.5034 NCM 18-APR-24 INSTAL MINI)

Date	Type	Quantity	Unit Price	Trade Value	Brokerage+GST	GST	CNote	Total Value
12-Mar-2021	Sell	-700	\$7.1700	-\$5,019.00	\$15.95	\$1.45	115536056	-\$5,003.05
05-Mar-2021	Buy	700	\$5.6400	\$3,948.00	\$15.95	\$1.45	115207666	\$3,963.95
<b>Sub Total</b>					<b>\$31.90</b>	<b>\$2.90</b>		<b>-\$1,039.10</b>

## NCMKOB - CITIWARRANTS (CGMA) MINI L (CITIWARRANTS 24.502 NCM MINI LONG)

Date	Type	Quantity	Unit Price	Trade Value	Brokerage+GST	GST	CNote	Total Value
19-Nov-2020	Sell	-1,000	\$3.9400	-\$3,940.00	\$33.00	\$3.00	109422626	-\$3,907.00
17-Nov-2020	Buy	1,000	\$4.5200	\$4,520.00	\$33.00	\$3.00	109297144	\$4,553.00
<b>Sub Total</b>					<b>\$66.00</b>	<b>\$6.00</b>		<b>\$646.00</b>

# Transaction Summary

1 JULY 2020 - 30 JUNE 2021



NCMKOC - CITIWARRANTS (CGMA) MINI L (CITIWARRANTS 20.8822 NCM MINI LONG)								
Date	Type	Quantity	Unit Price	Trade Value	Brokerage+GST	GST	CNote	Total Value
21-Jun-2021	Buy	400	\$4.7500	\$1,900.00	\$15.95	\$1.45	119656039	\$1,915.95
18-Jun-2021	Buy	1,100	\$4.7800	\$5,258.00	\$15.95	\$1.45	119581759	\$5,273.95
<b>Sub Total</b>					<b>\$31.90</b>	<b>\$2.90</b>		<b>\$7,189.90</b>

NCMKOD - CITIWARRANTS (CGMA) MINI L (CITIWARRANTS 21.901 NCM MINI LONG)								
Date	Type	Quantity	Unit Price	Trade Value	Brokerage+GST	GST	CNote	Total Value
18-Jun-2021	Sell	-700	\$3.6100	-\$2,527.00	\$15.95	\$1.45	119582145	-\$2,511.05
04-Jun-2021	Buy	300	\$5.4000	\$1,620.00	\$15.95	\$1.45	119102012	\$1,635.95
03-Jun-2021	Buy	400	\$6.0700	\$2,428.00	\$15.95	\$1.45	119075366	\$2,443.95
25-May-2021	Sell	-1,000	\$6.5700	-\$6,570.00	\$15.95	\$1.45	118682423	-\$6,554.05
23-Apr-2021	Buy	1,000	\$6.4300	\$6,430.00	\$15.95	\$1.45	117358182	\$6,445.95
<b>Sub Total</b>					<b>\$79.75</b>	<b>\$7.25</b>		<b>\$1,460.75</b>

NCMKOI - CITIWARRANTS (CGMA) MINI L (CITIWARRANTS 22.6221 NCM MINI LONG)								
Date	Type	Quantity	Unit Price	Trade Value	Brokerage+GST	GST	CNote	Total Value
25-Nov-2020	Sell	-1,300	\$3.6800	-\$4,784.00	\$33.00	\$3.00	109742304	-\$4,751.00
24-Nov-2020	Buy	300	\$4.4900	\$1,347.00	\$33.00	\$3.00	109643146	\$1,380.00
19-Nov-2020	Buy	1,000	\$5.8300	\$5,830.00	\$33.00	\$3.00	109422627	\$5,863.00
<b>Sub Total</b>					<b>\$99.00</b>	<b>\$9.00</b>		<b>\$2,492.00</b>

NCMKOM - CITIWARRANTS (CGMA) MINI L (CITIWARRANTS 21.5708 NCM MINI LONG)								
Date	Type	Quantity	Unit Price	Trade Value	Brokerage+GST	GST	CNote	Total Value
29-Jan-2021	Sell	-1,600	\$3.5400	-\$5,664.00	\$15.95	\$1.45	112788367	-\$5,648.05
28-Jan-2021	Buy	400	\$3.7000	\$1,480.00	\$15.95	\$1.45	112685882	\$1,495.95
25-Jan-2021	Buy	600	\$4.5300	\$2,718.00	\$15.95	\$1.45	112451086	\$2,733.95
19-Jan-2021	Sell	-500	\$5.1300	-\$2,565.00	\$15.95	\$1.45	112102532	-\$2,549.05
15-Jan-2021	Buy	500	\$4.5700	\$2,285.00	\$15.95	\$1.45	111899295	\$2,300.95
13-Jan-2021	Sell	-600	\$5.0000	-\$3,000.00	\$15.95	\$1.45	111800601	-\$2,984.05
11-Jan-2021	Buy	600	\$4.4400	\$2,664.00	\$15.95	\$1.45	111609805	\$2,679.95
08-Jan-2021	Buy	600	\$5.4300	\$3,258.00	\$15.95	\$1.45	111571973	\$3,273.95
06-Jan-2021	Sell	-1,300	\$6.3000	-\$8,190.00	\$15.95	\$1.45	111386637	-\$8,174.05
23-Dec-2020	Sell	-1,000	\$4.6300	-\$4,630.00	\$15.95	\$1.45	111054976	-\$4,614.05
23-Dec-2020	Buy	1,000	\$4.5000	\$4,500.00	\$15.95	\$1.45	111034998	\$4,515.95
10-Dec-2020	Buy	300	\$5.4600	\$1,638.00	\$33.00	\$3.00	110488027	\$1,671.00
09-Dec-2020	Buy	1,000	\$6.0940	\$6,094.00	\$33.00	\$3.00	110411882	\$6,127.00
07-Dec-2020	Sell	-1,100	\$5.8700	-\$6,457.00	\$33.00	\$3.00	110263940	-\$6,424.00
04-Dec-2020	Buy	300	\$5.8000	\$1,740.00	\$33.00	\$3.00	110189095	\$1,773.00

# Transaction Summary

1 JULY 2020 - 30 JUNE 2021



## NCMKOM - CITIWARRANTS (CGMA) MINI L (CITIWARRANTS 21.5708 NCM MINI LONG)

Date	Type	Quantity	Unit Price	Trade Value	Brokerage+GST	GST	CNote	Total Value
03-Dec-2020	Buy	300	\$6.0500	\$1,815.00	\$33.00	\$3.00	110123833	\$1,848.00
26-Nov-2020	Buy	500	\$5.1140	\$2,557.00	\$33.00	\$3.00	109813449	\$2,590.00
<b>Sub Total</b>					<b>\$373.45</b>	<b>\$33.95</b>		<b>\$616.45</b>

## NCMKON - CITIWARRANTS (CGMA) MINI L (CITIWARRANTS 20.6743 NCM MINI LONG)

Date	Type	Quantity	Unit Price	Trade Value	Brokerage+GST	GST	CNote	Total Value
18-Feb-2021	Sell	-2,750	\$3.1718	-\$8,722.50	\$15.95	\$1.45	114136965	-\$8,706.55
16-Feb-2021	Buy	1,000	\$5.1000	\$5,100.00	\$15.95	\$1.45	113912069	\$5,115.95
12-Feb-2021	Buy	1,750	\$5.3300	\$9,327.50	\$15.95	\$1.45	113686417	\$9,343.45
12-Feb-2021	Sell	-1,750	\$5.7300	-\$10,027.50	\$15.95	\$1.45	113652429	-\$10,011.55
10-Feb-2021	Buy	900	\$4.4500	\$4,005.00	\$15.95	\$1.45	113498151	\$4,020.95
09-Feb-2021	Sell	-850	\$4.7500	-\$4,037.50	\$15.95	\$1.45	113436193	-\$4,021.55
29-Jan-2021	Buy	1,700	\$4.6600	\$7,922.00	\$15.95	\$1.45	112788736	\$7,937.95
<b>Sub Total</b>					<b>\$111.65</b>	<b>\$10.15</b>		<b>\$3,678.65</b>

## NCMKOO - CITIWARRANTS (CGMA) MINI L (CITIWARRANTS 19.453 NCM MINI LONG)

Date	Type	Quantity	Unit Price	Trade Value	Brokerage+GST	GST	CNote	Total Value
16-Apr-2021	Sell	-1,350	\$8.2600	-\$11,151.00	\$15.95	\$1.45	117033508	-\$11,135.05
15-Apr-2021	Buy	350	\$7.5600	\$2,646.00	\$15.95	\$1.45	116971751	\$2,661.95
12-Apr-2021	Buy	1,000	\$6.7100	\$6,710.00	\$15.95	\$1.45	116806626	\$6,725.95
09-Apr-2021	Sell	-1,500	\$6.9600	-\$10,440.00	\$15.95	\$1.45	116728340	-\$10,424.05
08-Apr-2021	Buy	1,000	\$6.5900	\$6,590.00	\$15.95	\$1.45	116697917	\$6,605.95
07-Apr-2021	Buy	500	\$6.3100	\$3,155.00	\$15.95	\$1.45	116618954	\$3,170.95
01-Apr-2021	Sell	-800	\$5.6800	-\$4,544.00	\$15.95	\$1.45	116475023	-\$4,528.05
19-Mar-2021	Buy	800	\$5.1800	\$4,144.00	\$15.95	\$1.45	115856033	\$4,159.95
18-Mar-2021	Sell	-800	\$5.4600	-\$4,368.00	\$15.95	\$1.45	115810564	-\$4,352.05
17-Mar-2021	Buy	800	\$4.5100	\$3,608.00	\$15.95	\$1.45	115733472	\$3,623.95
16-Mar-2021	Sell	-700	\$5.1800	-\$3,626.00	\$15.95	\$1.45	115665502	-\$3,610.05
15-Mar-2021	Buy	700	\$4.4900	\$3,143.00	\$15.95	\$1.45	115604030	\$3,158.95
11-Mar-2021	Sell	-700	\$4.8400	-\$3,388.00	\$15.95	\$1.45	115476634	-\$3,372.05
18-Feb-2021	Buy	700	\$4.1600	\$2,912.00	\$15.95	\$1.45	114141781	\$2,927.95
<b>Sub Total</b>					<b>\$223.30</b>	<b>\$20.30</b>		<b>-\$4,385.70</b>

## NCMKOP - CITIWARRANTS (CGMA) MINI S (CITIWARRANTS 37.2423 NCM MINI SHORT)

Date	Type	Quantity	Unit Price	Trade Value	Brokerage+GST	GST	CNote	Total Value
25-Jan-2021	Sell	-600	\$10.9100	-\$6,546.00	\$15.95	\$1.45	112450830	-\$6,530.05
20-Jan-2021	Buy	600	\$10.2500	\$6,150.00	\$15.95	\$1.45	112201198	\$6,165.95



# Transaction Summary

1 JULY 2020 - 30 JUNE 2021



**Sub Total**                    **\$31.90**                    **\$2.90**                    **-\$364.10**

## SUNKCR - CITIWARRANTS (CGMA) MINI S (Citiwarrants 13.8419 SUN Mini Short)

Date	Type	Quantity	Unit Price	Trade Value	Brokerage+GST	GST	CNote	Total Value
09-Feb-2021	Sell	-2,000	\$2.8750	-\$5,750.00	\$15.95	\$1.45	113388459	-\$5,734.05
05-Feb-2021	Buy	1,000	\$3.4800	\$3,480.00	\$15.95	\$1.45	113228240	\$3,495.95
04-Feb-2021	Buy	1,000	\$3.6200	\$3,620.00	\$15.95	\$1.45	113144888	\$3,635.95
<b>Sub Total</b>					<b>\$47.85</b>	<b>\$4.35</b>		<b>\$1,397.85</b>

## WBCKOW - CITIWARRANTS (CGMA) MINI S (CITIWARRANTS 22.0727 WBC MINI SHORT)

Date	Type	Quantity	Unit Price	Trade Value	Brokerage+GST	GST	CNote	Total Value
12-Nov-2020	Sell	-3,000	\$3.1000	-\$9,300.00	\$33.00	\$3.00	109136665	-\$9,267.00
11-Nov-2020	Sell	-3,000	\$3.1000	-\$9,300.00	\$33.00	\$3.00	109069560	-\$9,267.00
11-Nov-2020	Buy	3,000	\$3.0000	\$9,000.00	\$33.00	\$3.00	109069559	\$9,033.00
10-Nov-2020	Buy	3,000	\$3.3950	\$10,185.00	\$33.00	\$3.00	108990636	\$10,218.00
<b>Sub Total</b>					<b>\$132.00</b>	<b>\$12.00</b>		<b>\$717.00</b>

## WBCKOX - CITIWARRANTS (CGMA) MINI S (CITIWARRANTS 30.9117 WBC MINI SHORT)

Date	Type	Quantity	Unit Price	Trade Value	Brokerage+GST	GST	CNote	Total Value
26-May-2021	Sell	-1,000	\$4.0800	-\$4,080.00	\$15.95	\$1.45	118737618	-\$4,064.05
20-May-2021	Buy	1,000	\$4.8000	\$4,800.00	\$15.95	\$1.45	118543267	\$4,815.95
20-May-2021	Sell	-1,000	\$5.0100	-\$5,010.00	\$15.95	\$1.45	118520057	-\$4,994.05
07-May-2021	Buy	500	\$4.7000	\$2,350.00	\$15.95	\$1.45	117983050	\$2,365.95
05-May-2021	Buy	500	\$4.8400	\$2,420.00	\$15.95	\$1.45	117827611	\$2,435.95
<b>Sub Total</b>					<b>\$79.75</b>	<b>\$7.25</b>		<b>\$559.75</b>

## ZGCKOC - CITIWARRANTS (CGMA) MINI L (CITIWARRANTS 1403.8454 ZGC FUTURES COMMODITY MINI)

Date	Type	Quantity	Unit Price	Trade Value	Brokerage+GST	GST	CNote	Total Value
04-Dec-2020	Sell	-1,000	\$5.7800	-\$5,780.00	\$33.00	\$3.00	110189096	-\$5,747.00
25-Nov-2020	Buy	1,000	\$5.4300	\$5,430.00	\$33.00	\$3.00	109742305	\$5,463.00
17-Nov-2020	Sell	-1,000	\$6.6200	-\$6,620.00	\$33.00	\$3.00	109297145	-\$6,587.00
10-Nov-2020	Buy	1,000	\$6.3300	\$6,330.00	\$33.00	\$3.00	108990637	\$6,363.00
<b>Sub Total</b>					<b>\$132.00</b>	<b>\$12.00</b>		<b>-\$508.00</b>

# Transaction Summary

1 JULY 2020 - 30 JUNE 2021



The transaction summary is only able to display information available to us, certain transactions may not be displayed, including but not limited to transactions made off market such as Initial Public Offerings (IPOs) and Delivery vs Payment Settlements (DvP). Transactions regarding corporate actions or stock transfers are not included and can be found on your statements as issued by the company or the share registry. Transactions for Issuer Sponsored holdings placed outside of this account are not included in this summary. Links to some of the key share registries can be found below:

Computershare (<http://www.computershare.com/au/Pages/default.aspx>)  
Link Market Services (<https://investorcentre.linkmarketservices.com.au/Login.aspx/Login>)  
Boardroom Limited (<https://boardroomlimited.com.au/>)  
Security Transfer Registrars (<https://www.securitytransfer.com.au/>)  
Advanced Share Registry Services (<http://www.advancedshare.com.au/Home.aspx>)

This statement is issued by Commonwealth Securities Limited ABN 60 067 254 399 AFSL 238814 ("CommSec"), a market participant of ASX and Chi-X Australia, a clearing participant of ASX Clear Pty Limited and a settlement participant of ASX Settlement Pty Limited. CommSec is a wholly owned but non-guaranteed subsidiary of the Commonwealth Bank of Australia ABN 48 123 124 AFSL 234945 ("CBA"). Information contained in this statement is believed to be accurate at the time the statement is generated. CBA and its subsidiaries do not accept any liability for any errors or omissions contained in this statement, or any responsibility for any action taken in reliance on this statement. This statement is a summary document only and it is not intended to replace any document which contains information that may be required for taxation purposes. You should therefore retain your CHESS statements, dividend statements, confirmation contract notes and bank account statements for your records in this regard. If there are any errors in this statement, please contact us on 13 15 19. The total brokerage outlined does not include any rebates you may have received over the financial year. Please refer to your transaction statement records for any rebates you may have received for the report period. This report only includes dividends paid for holdings held with CommSec. Any dividends paid (based on the ex-dividend date) prior to holdings being transferred to CommSec are not included in this report. This report may not include information on some accounts if you have switched products, transferred Holder Identification Numbers (HIN) or switched Participant Identification Number (PID) during the financial year. CommSec is not a registered tax practitioner and the information provided in this report does not constitute tax advice. The above information whilst based upon your holdings only takes into account those of your circumstances of which we are aware. It is recommended that you provide the report to your tax adviser or accountant in order that your particular circumstances can be properly addressed.

Address Commonwealth Securities Locked Bag 22, Australia Square NSW 1215 | Enquiries 13 15 19 | [www.commsec.com.au](http://www.commsec.com.au)

# Interest & Estimated Dividend Summary

1 JULY 2020 - 30 JUNE 2021

CommSec



SHARES - 3238887 - HIN 41026341

MR BERNARD O'LEARY + MRS ZENAIDA O'LEARY <ZENBERN SUPER FUND A/C>

## ESTIMATED DIVIDEND SUMMARY

There are no transactions on this account.

TOTAL

\$0.00

## ESTIMATED INTEREST RECEIVED

There are no transactions on this account.

TOTAL

\$0.00

## INTEREST INCOME SUMMARY

Account

Interest

CDIA - 12848507

\$10.38

TOTAL

\$10.38

# Interest & Estimated Dividend Summary

1 JULY 2020 - 30 JUNE 2021

CommSec 

This statement only provides information for CDIA accounts that have been designated as the settlement account for your CommSec Share trading account as at 30 June. Please refer to NetBank for interest income from all other CBA accounts.

The Interest shown is net of any non-resident or TFN withholding tax (if applicable). Please refer to Netbank for bank fees paid on your designated CDIA settlement account in the financial year.

This statement is issued by Commonwealth Securities Limited ABN 60 067 254 399 AFSL 238814 ("CommSec"), a market participant of ASX and Chi-X Australia, a clearing participant of ASX Clear Pty Limited and a settlement participant of ASX Settlement Pty Limited. CommSec is a wholly owned but non-guaranteed subsidiary of the Commonwealth Bank of Australia ABN 48 123 123 124 AFSL 234945 ("CBA"). Information contained in this statement is believed to be accurate at the time the statement is generated. CBA and its subsidiaries do not accept any liability for any errors or omissions contained in this statement, or any responsibility for any action taken in reliance on this statement. This statement is a summary document only and it is not intended to replace any document which contains information that may be required for taxation purposes. You should therefore retain your CHESS statements, dividend statements, confirmation contract notes and bank account statements for your records in this regard. If there are any errors in this statement, please contact us on 13 15 19. The total brokerage outlined does not include any rebates you may have received over the financial year. Please refer to your transaction statement records for any rebates you may have received for the report period. This report only includes dividends paid for holdings held with CommSec. Any dividends paid (based on the ex-dividend date) prior to holdings being transferred to CommSec are not included in this report. This report may not include information on some accounts if you have switched products, transferred Holder Identification Numbers (HIN) or switched Participant Identification Number (PID) during the financial year. CommSec is not a registered tax practitioner and the information provided in this report does not constitute tax advice. The above information whilst based upon your holdings only takes into account those of your circumstances of which we are aware. It is recommended that you provide the report to your tax adviser or accountant in order that your particular circumstances can be properly addressed.

Address Commonwealth Securities Locked Bag 22, Australia Square NSW 1215 | Enquiries 13 15 19 | [www.commsec.com.au](http://www.commsec.com.au)



# Interest & Estimated Dividend Summary

1 JULY 2020 - 30 JUNE 2021



## GLOSSARY

Units	The number of registered securities that you own.
Unit Price	The Portfolio Valuation 'Unit Price' is calculated using a 'Reference' Price provided by the ASX which takes into account an adjustment to determine value at Close of Market if the Security does not trade in the Closing Single Price Auction on the Valuation Date.
Brokerage	The fee or charge that is paid by you when transacting a buy or sell.
Holder Identification Number (HIN)	When you are CHESS sponsored with a Broker you will be issued a unique number, called a HIN. Multiple holdings can be registered under the single HIN. A HIN starts with the letter X and usually followed by 10 numbers, e.g. X0001234567.
Dividend	A dividend is a payment made to shareholders from the company. This payment is a portion of the company's profits. ASX listed companies typically pay dividends twice a year, usually as an 'interim' dividend and a 'final dividend'. From time to time, a company may also pay a 'special' dividend.
Ex-dividend date	The ex-dividend date occurs two business days before the company's Record Date. To be entitled to a dividend a shareholder must have purchased the shares before the ex-dividend date. If you purchase shares on or after that date, the previous owner of the shares (and not you) is entitled to the dividend.
Interim dividend	A dividend paid during a year representing a return based on the previous six months' financial performance and the outlook for the future.
Final dividend	A dividend paid during a year representing a return based on the previous twelve months' financial performance.
Special dividend	A dividend paid by the company outside typical recurring (interim and final) dividend cycle.
Record date	The record date is the date the share registries use in determining who is entitled to a dividend or entitlement associated with a security. Those who held the security in the company and were on the register on the record date are eligible for the entitlement.
Payment date	The date on which a declared dividend is scheduled to be paid.
Unfranked dividend	Dividends which do not carry a franking credit.
Franked dividend	Franked dividends are paid to security holders out of profits on which the company has already paid tax.
Franking /Imputation Credit	A franking credit is your share of tax paid by a company on the profits from which your dividend are paid. They are also known as Imputation Credits.
Total subscription	Total subscription can include, but are not limited to: CommSeciRESS fees, Morningstar research subscription fees and CommSec share trade alerts.
Other fees	Other fees can include, but are not limited to: Off market transfer fees, conditional trading fees, rejection fees, early and late settlement fees, fail fees, SRN query, rebooking fees, cheque payment fee or cheque dishonour fees and the printing and posting of contract notes.
Corporate action (CA)	Any action initiated by the company or corporation, for the purpose of giving an entitlement to shareholders.

## Trading account WP

Opening cost base	\$	5,986.20	a
Total buys	\$	453,531.06	b
Total sells	\$	452,936.30	c
GST	\$	250.27	d
Net trade	\$	344.49	
Closing cost base	\$	10,595.85	e
Capital gain/loss	<b>-\$</b>	<b>4,265.16</b>	a+b-c-d-e

Closing assets	Units	Cost Base (incl GST)	Market value
BENKCD	1500	\$ 3,405.95	\$ 3,390.00
NCMKOC	1500	\$ 7,189.90	\$ 6,540.00
		<b>\$ 10,595.85</b>	<b>\$ 9,930.00</b>

# 76550 - Plant and Equipment (at written down value) - Unitised

2021 Financial Year

Preparer Steven Lee

Reviewer Sandra Lee

Status Completed

Account Code	Description	CY Units	CY Balance	LY Units	LY Balance	Change
ZENBY001_FURNITURETR	Furniture Trion Towers	1.000000	\$9,583.28	1.000000	\$11,351.00	(15.57)%

TOTAL	CY Units	CY Balance	LY Units	LY Balance
	1.000000	\$9,583.28	1.000000	\$11,351.00

## Supporting Documents

◦ Investment Movement Report [Report](#)

## Standard Checklist

- Attach Investment Movement Report
- Attach relevant Statements and Source Documentation
- Ensure all Investments are valued correctly at June 30
- Ensure the investment is in accordance with the fund's investment strategy
- Ensure the investment is in accordance with the SIS Act

# Zenbern Superannuation Fund

## Investment Movement Report

As at 30 June 2021

Investment	Opening Balance		Additions		Disposals			Closing Balance		
	Units	Cost	Units	Cost	Units	Cost	Accounting Profit/(Loss)	Units	Cost	Market Value
<b>Bank Accounts</b>										
CBA Direct Investment Account 12848507		9,823.69		410,926.76		(413,226.93)			7,523.52	7,523.52
DUMMY ACCOUNT FOR TRADING				337,107.96		(337,107.96)			0.00	0.00
Metrobank - Phillipines bank account		9,888.96		22,075.59		(29,328.60)			2,635.95	2,635.95
UBank USaver SMSF 37-460-7982		61.11		0.33					61.44	61.44
		<b>19,773.76</b>		<b>770,110.64</b>		<b>(779,663.49)</b>			<b>10,220.91</b>	<b>10,220.91</b>
<b>Other Assets</b>										
SHYBZENBER - Trading account	1.00	5,986.20		4,609.65				1.00	10,595.85	9,930.00
		<b>5,986.20</b>		<b>4,609.65</b>					<b>10,595.85</b>	<b>9,930.00</b>
<b>Plant and Equipment (at written down value) - Unitised</b>										
ZENBY001_FURNITURETR - Furniture Trion Towers	1.00	9,509.00						1.00	9,509.00	9,583.28
		<b>9,509.00</b>							<b>9,509.00</b>	<b>9,583.28</b>
<b>Real Estate Properties (Overseas - Residential)</b>										
SHSAGILTOWER - Gilmore Towers Inc - 2nd floor ACT Tower, 135 Sen. Gil J. Puyat Avenue, Salcedo Village, Makati City	1.00	56,366.96		18,817.62				1.00	75,184.58	103,472.00
ZENBY001_LOT30BLOCK6 - Lot 30 Block 6 Kahaya Place	1.00	81,891.67						1.00	81,891.67	88,402.30

Zenbern Superannuation Fund  
**Investment Movement Report**

As at 30 June 2021

Investment	Opening Balance		Additions		Disposals			Closing Balance		
	Units	Cost	Units	Cost	Units	Cost	Accounting Profit/(Loss)	Units	Cost	Market Value
SHYBTRIOCA - Trion Tower Car Park	1.00	32,196.38						1.00	32,196.38	27,048.96
SHYBUNIT4F - Unit4 4th Floor the Trion Towers - 8th Avenue Cnr McKinley Parkway Avenue	1.00	166,733.40						1.00	166,733.40	298,047.07
		<b>337,188.41</b>		<b>18,817.62</b>					<b>356,006.03</b>	<b>516,970.33</b>
		<b>372,457.37</b>		<b>793,537.91</b>		<b>(779,663.49)</b>			<b>386,331.79</b>	<b>546,704.52</b>

# 77300 - Real Estate Properties (Overseas - Residential)

2021 Financial Year

Preparer Steven Lee

Reviewer Sandra Lee

Status Completed

Account Code	Description	CY Units	CY Balance	LY Units	LY Balance	Change
SHSAGILTOWER	Gilmore Towers Inc - 2nd floor ACT Tower, 135 Sen. Gil J. Puyat Avenue, Salcedo Village, Makati City	1.000000	\$103,472.00	1.000000	\$133,218.00	(22.33)%
SHYBTRIOCA	Trion Tower Car Park	1.000000	\$27,048.96	1.000000	\$28,835.00	(6.19)%
SHYBUNIT4F	Unit4 4th Floor the Trion Towers - 8th Avenue Cnr McKinley Parkway Avenue	1.000000	\$298,047.07	1.000000	\$285,467.00	4.41%
ZENBY001_LOT30BLOCK6	Lot 30 Block 6 Kahaya Place	1.000000	\$88,402.30	1.000000	\$109,111.00	(18.98)%
<b>TOTAL</b>		<b>4.000000</b>	<b>\$516,970.33</b>	<b>4.000000</b>	<b>\$556,631.00</b>	

## Supporting Documents

◦ Investment Movement Report [Report](#)

## Standard Checklist

- Attach copies of Purchase or Sale contracts if property was purchased or disposed of during the year
- Attach copy of current certificate of title
- Attach current building insurance policy
- Attach Declaration of Trust
- Ensure all Investments are valued correctly at June 30
- Ensure the investment is in accordance with the Fund's investment strategy
- Ensure the investment is in accordance with the SIS Act





# Zenbern Superannuation Fund

## Investment Movement Report

As at 30 June 2021

Investment	Opening Balance		Additions		Disposals			Closing Balance		
	Units	Cost	Units	Cost	Units	Cost	Accounting Profit/(Loss)	Units	Cost	Market Value
<b>Bank Accounts</b>										
CBA Direct Investment Account 12848507		9,823.69		410,926.76		(413,226.93)			7,523.52	7,523.52
DUMMY ACCOUNT FOR TRADING				337,107.96		(337,107.96)			0.00	0.00
Metrobank - Phillipines bank account		9,888.96		22,075.59		(29,328.60)			2,635.95	2,635.95
UBank USaver SMSF 37-460-7982		61.11		0.33					61.44	61.44
		<b>19,773.76</b>		<b>770,110.64</b>		<b>(779,663.49)</b>			<b>10,220.91</b>	<b>10,220.91</b>
<b>Other Assets</b>										
SHYBZENBER - Trading account	1.00	5,986.20		4,609.65				1.00	10,595.85	9,930.00
		<b>5,986.20</b>		<b>4,609.65</b>					<b>10,595.85</b>	<b>9,930.00</b>
<b>Plant and Equipment (at written down value) - Unitised</b>										
ZENBY001_FURNITURETR - Furniture Trion Towers	1.00	9,509.00						1.00	9,509.00	9,583.28
		<b>9,509.00</b>							<b>9,509.00</b>	<b>9,583.28</b>
<b>Real Estate Properties (Overseas - Residential)</b>										
SHSAGILTOWER - Gilmore Towers Inc - 2nd floor ACT Tower, 135 Sen. Gil J. Puyat Avenue, Salcedo Village, Makati City	1.00	56,366.96		18,817.62				1.00	75,184.58	103,472.00
ZENBY001_LOT30BLOCK6 - Lot 30 Block 6 Kahaya Place	1.00	81,891.67						1.00	81,891.67	88,402.30

Zenbern Superannuation Fund  
**Investment Movement Report**

As at 30 June 2021

Investment	Opening Balance		Additions		Disposals			Closing Balance		
	Units	Cost	Units	Cost	Units	Cost	Accounting Profit/(Loss)	Units	Cost	Market Value
SHYBTRIOCA - Trion Tower Car Park	1.00	32,196.38						1.00	32,196.38	27,048.96
SHYBUNIT4F - Unit4 4th Floor the Trion Towers - 8th Avenue Cnr McKinley Parkway Avenue	1.00	166,733.40						1.00	166,733.40	298,047.07
		<b>337,188.41</b>		<b>18,817.62</b>					<b>356,006.03</b>	<b>516,970.33</b>
		<b>372,457.37</b>		<b>793,537.91</b>		<b>(779,663.49)</b>			<b>386,331.79</b>	<b>546,704.52</b>

# 84000 - GST Payable/Refundable

2021 Financial Year

Preparer Steven Lee

Reviewer Sandra Lee

Status Completed

Account Code	Description	CY Balance	LY Balance	Change
84000	GST Payable/Refundable	\$26.00	\$7.53	245.29%
<b>TOTAL</b>		<b>CY Balance</b>	<b>LY Balance</b>	
		\$26.00	\$7.53	

## Supporting Documents

- Activity Preparation Report - Detailed [Report](#)
- Activity Preparation Report [Report](#)

## Standard Checklist

- Attach copy of Activity Preparation Report
- Attach copy of Activity Preparation Report - Detailed
- Confirm Transactions in ATO Portal

## Zenbern Superannuation Fund

# Activity Statement Preparation Report

For The Period 01 July 2020 - 30 June 2021

Description	Reference	Gross(Inc GST)	GST
<b>Income</b>			
<b>Sales</b>			
<b>Total Sales</b>	G1	0.00	
<b>Total GST collected on Sales</b>	1A		0.00
<b>Expenses</b>			
<b>Capital Purchases</b>			
<b>Total Capital Purchases</b>	G10	0.00	
<b>Non Capital Purchases</b>			
Investment Expenses		145.00	13.18
Gilmore Towers Inc - 2nd floor ACT Tower, 135 Sen. Gil J. Puyat Avenue, Salcedo Village, Makati City		81.10	7.37
<b>Total Non Capital Purchases</b>	G11	226.10	
<b>Total GST Paid on Purchases</b>	1B		20.55

## Zenbern Superannuation Fund

# Detailed Activity Statement Preparation

For The Period 01 July 2020 - 30 June 2021

Description	Reference	Gross(Inc GST)	GST Rate	GST
<b>Income</b>				
<b>Sales</b>				
Total Sales	G1	0.00		
Total GST collected on Sales	1A			0.00
<b>Expenses</b>				
<b>Capital Purchases</b>				
Total Capital Purchases	G10	0.00		
<b>Non Capital Purchases</b>				
<b>Investment Expenses</b>				
Investment Expenses				
02/11/2020 Investment Expenses		145.00	100%	13.18
		145.00		13.18
		145.00		13.18
<b>Property Expenses - Cleaning</b>				
Gilmore Towers Inc - 2nd floor ACT Tower, 135 Sen. Gil J. Puyat Avenue, Salcedo Village, Makati City				
		81.10		7.37
		81.10		7.37
<b>Real Estate Properties (Overseas - Residential)</b>				
Gilmore Towers Inc - 2nd floor ACT Tower, 135 Sen. Gil J. Puyat Avenue, Salcedo Village, Makati City				
		0.00		0.00
		0.00		0.00
Total Non Capital Purchases	G11	226.10		
Total GST Paid on Purchases	1B			20.55

### BAS Summary

Total Sales	G1	0.00	Total GST Collected on Sales	1A	0.00
Total Capital Purchases	G10	0.00	Total GST Paid on Purchases	1B	20.55
Total Non Capital Purchases	G11	226.10	GST Payable / (Refundable)		(20.55)

# 85000 - Income Tax Payable/Refundable

2021 Financial Year

Preparer Steven Lee

Reviewer Sandra Lee

Status Completed

Account Code	Description	CY Balance	LY Balance	Change
85000	Income Tax Payable/Refundable	(\$246.47)	(\$1,758.04)	(85.98)%
<b>TOTAL</b>		<b>CY Balance</b>	<b>LY Balance</b>	
		(\$246.47)	(\$1,758.04)	

## Supporting Documents

- Exempt Pension Reconciliation [Report](#)
- Tax Reconciliation Report [Report](#)
- Non Deductible Expense Reconciliation [Report](#)
- Statement of Taxable Income [Report](#)
- ATO Integrated.pdf
- ATO PAYG.pdf
- ATO Income Tax.pdf

## Standard Checklist

- Attach Actuarial Certificate (if applicable)
- Attach any other Tax reconciliations
- Attach copy of Exempt Pension Reconciliation (if applicable)
- Attach copy of Non Deductible Expense Reconciliation (if applicable)
- Attach copy of Statement of Taxable Income
- Attach copy of Tax Reconciliation Report
- Confirm Transactions in ATO Portal

**Zenbern Superannuation Fund****Exempt Current Pension Income Reconciliation**

For The Period 01 July 2020 - 30 June 2021

Date	Account Code	Account Description	Taxable Amount	Actuary/Pool %	Exempt Amount
<b>Segment - 01 July 2020 to 30 June 2021</b>					
<b><u>Label B</u></b>					
15/07/2020	28000/ZENBY001_LOT30B	Lot 30 Block 6 Kahaya Place	346.54		
20/07/2020	28000/SHSAGILTOWER	Gilmore Towers Inc - 2nd floor ACT Tower,	578.53		
04/08/2020	28000/SHSAGILTOWER	Gilmore Towers Inc - 2nd floor ACT Tower,	627.01		
10/08/2020	28000/SHSAGILTOWER	Gilmore Towers Inc - 2nd floor ACT Tower,	(626.04)		
13/08/2020	28000/ZENBY001_LOT30B	Lot 30 Block 6 Kahaya Place	343.04		
24/08/2020	28000/SHYBUNIT4F	Unit4 4th Floor the Trion Towers - 8th	1,436.67		
16/09/2020	28000/ZENBY001_LOT30B	Lot 30 Block 6 Kahaya Place	338.30		
18/09/2020	28000/SHSAGILTOWER	Gilmore Towers Inc - 2nd floor ACT Tower,	563.79		
18/09/2020	28000/SHYBUNIT4F	Unit4 4th Floor the Trion Towers - 8th	1,409.47		
19/10/2020	28000/ZENBY001_LOT30B	Lot 30 Block 6 Kahaya Place	348.75		
21/10/2020	28000/SHYBUNIT4F	Unit4 4th Floor the Trion Towers - 8th	1,446.34		
10/11/2020	28000/SHYBUNIT4F	Unit4 4th Floor the Trion Towers - 8th	1,420.66		
20/11/2020	28000/ZENBY001_LOT30B	Lot 30 Block 6 Kahaya Place	340.23		
14/12/2020	28000/SHYBUNIT4F	Unit4 4th Floor the Trion Towers - 8th	1,380.47		
14/12/2020	28000/SHSAGILTOWER	Gilmore Towers Inc - 2nd floor ACT Tower,	1,104.38		
17/12/2020	28000/ZENBY001_LOT30B	Lot 30 Block 6 Kahaya Place	327.71		
12/01/2021	28000/SHYBUNIT4F	Unit4 4th Floor the Trion Towers - 8th	1,347.66		
12/01/2021	28000/SHSAGILTOWER	Gilmore Towers Inc - 2nd floor ACT Tower,	1,185.94		
18/01/2021	28000/ZENBY001_LOT30B	Lot 30 Block 6 Kahaya Place	324.91		
16/02/2021	28000/ZENBY001_LOT30B	Lot 30 Block 6 Kahaya Place	320.06		
19/02/2021	28000/SHSAGILTOWER	Gilmore Towers Inc - 2nd floor ACT Tower,	576.31		



Zenbern Superannuation Fund

**Exempt Current Pension Income Reconciliation**

For The Period 01 July 2020 - 30 June 2021

	Date	Account Code	Account Description	Taxable Amount	Actuary/Pool %	Exempt Amount
<b>Label B</b>						
	19/02/2021	28000/SHYBUNIT4F	Unit4 4th Floor the Trion Towers - 8th	1,309.79		
	09/03/2021	28000/SHSAGILTOWER	Gilmore Towers Inc - 2nd floor ACT Tower,	589.20		
	09/03/2021	28000/SHYBUNIT4F	Unit4 4th Floor the Trion Towers - 8th	1,339.10		
	16/03/2021	28000/ZENBY001_LOT30B	Lot 30 Block 6 Kahaya Place	318.29		
	08/04/2021	28000/SHSAGILTOWER	Gilmore Towers Inc - 2nd floor ACT Tower,	592.00		
	19/04/2021	28000/ZENBY001_LOT30B	Lot 30 Block 6 Kahaya Place	319.91		
	17/05/2021	28000/ZENBY001_LOT30B	Lot 30 Block 6 Kahaya Place	322.42		
	07/06/2021	28000/SHSAGILTOWER	Gilmore Towers Inc - 2nd floor ACT Tower,	1,188.48		
	24/06/2021	28000/ZENBY001_LOT30B	Lot 30 Block 6 Kahaya Place	325.31		
			<b>Total</b>	21,445.23	0.000 %	<b>0.00</b>
<b>Label C</b>						
	01/07/2020	25000/CBA12848507	CBA Direct Investment Account 12848507	1.57		
	01/08/2020	25000/CBA12848507	CBA Direct Investment Account 12848507	2.36		
	01/09/2020	25000/CBA12848507	CBA Direct Investment Account 12848507	1.72		
	30/09/2020	25000/Metrobank - Phillipi	Metrobank - Phillipines bank account	1.96		
	30/09/2020	25000/UBANK374607982	UBank USaver SMSF 37-460-7982	0.12		
	01/10/2020	25000/CBA12848507	CBA Direct Investment Account 12848507	0.59		
	31/10/2020	25000/UBANK374607982	UBank USaver SMSF 37-460-7982	0.04		
	01/11/2020	25000/CBA12848507	CBA Direct Investment Account 12848507	0.61		
	30/11/2020	25000/UBANK374607982	UBank USaver SMSF 37-460-7982	0.03		
	01/12/2020	25000/CBA12848507	CBA Direct Investment Account 12848507	0.91		
	29/12/2020	25000/Metrobank - Phillipi	Metrobank - Phillipines bank account	0.86		

Zenbern Superannuation Fund

**Exempt Current Pension Income Reconciliation**

For The Period 01 July 2020 - 30 June 2021

	Date	Account Code	Account Description	Taxable Amount	Actuary/Pool %	Exempt Amount
<b>Label C</b>						
	31/12/2020	25000/UBANK374607982	UBank USaver SMSF 37-460-7982	0.02		
	01/01/2021	25000/CBA12848507	CBA Direct Investment Account 12848507	0.67		
	31/01/2021	25000/UBANK374607982	UBank USaver SMSF 37-460-7982	0.02		
	01/02/2021	25000/CBA12848507	CBA Direct Investment Account 12848507	0.76		
	28/02/2021	25000/UBANK374607982	UBank USaver SMSF 37-460-7982	0.02		
	01/03/2021	25000/CBA12848507	CBA Direct Investment Account 12848507	0.23		
	31/03/2021	25000/UBANK374607982	UBank USaver SMSF 37-460-7982	0.02		
	31/03/2021	25000/Metrobank - Phillipi	Metrobank - Phillipines bank account	0.92		
	01/04/2021	25000/CBA12848507	CBA Direct Investment Account 12848507	0.29		
	30/04/2021	25000/UBANK374607982	UBank USaver SMSF 37-460-7982	0.02		
	01/05/2021	25000/CBA12848507	CBA Direct Investment Account 12848507	0.44		
	31/05/2021	25000/UBANK374607982	UBank USaver SMSF 37-460-7982	0.02		
	01/06/2021	25000/CBA12848507	CBA Direct Investment Account 12848507	0.23		
	30/06/2021	25000/Metrobank - Phillipi	Metrobank - Phillipines bank account	0.58		
	30/06/2021	25000/UBANK374607982	UBank USaver SMSF 37-460-7982	0.02		
			<b>Total</b>	15.03	0.000 %	<b>0.00</b>

<b>Label D1</b>						
	30/09/2020	25000/Metrobank - Phillipi	Metrobank - Phillipines bank account	0.49		
	29/12/2020	25000/Metrobank - Phillipi	Metrobank - Phillipines bank account	0.22		
	31/03/2021	25000/Metrobank - Phillipi	Metrobank - Phillipines bank account	0.23		
	30/06/2021	25000/Metrobank - Phillipi	Metrobank - Phillipines bank account	0.14		

Zenbern Superannuation Fund  
**Exempt Current Pension Income Reconciliation**

For The Period 01 July 2020 - 30 June 2021

	Date	Account Code	Account Description	Taxable Amount	Actuary/Pool %	Exempt Amount
<b>Label D1</b>						
				<b>Total</b>	1.08	0.000 %
						<b>0.00</b>
<b>Label S</b>						
	16/03/2021	26500/979447692	Other Income		23.62	
				<b>Total</b>	23.62	0.000 %
						<b>0.00</b>
					<b>Total Segment ECPI *</b>	<b>0.00</b>
					<b>SMSF Annual Return Rounding</b>	<b>0.00</b>
					<b>Total ECPI</b>	<b>0.00</b>

\* Total Segment ECPI does not include ECPI amounts from Label A. The total ECPI from Label A is shown separately at the start of the report.

Zenbern Superannuation Fund

# Pension Non Deductible Expense Report

For The Period 01 July 2020 - 30 June 2021

	Date	Account Code	Account Description	Amount	Expense %	Deductible	Non Deductible
<b>Segment - 01 July 2020 to 30 June 2021</b>							
<b>Label A</b>							
	30/06/2021	37900/00001	Interest deduction- Warrants	323.63			
			<b>Total</b>	323.63	0.000 %	323.63	0.00
<b>Label E</b>							
	30/06/2021	33400/ZENBY001_FURNITU	Furniture Trion Towers	1,212.40			
			<b>Total</b>	1,212.40	0.000 %	1,212.40	0.00
<b>Label F</b>							
	11/01/2021	39000/O'LZEN00001A	(Life Insurance Premiums) O'Leary, Zenaida - Accumulation (Accumu...	208.27			
	11/09/2020	39000/O'LZEN00001A	(Life Insurance Premiums) O'Leary, Zenaida - Accumulation (Accumu...	208.27			
	11/06/2021	39000/O'LZEN00001A	(Life Insurance Premiums) O'Leary, Zenaida - Accumulation (Accumu...	208.27			
	12/10/2020	39000/O'LZEN00001A	(Life Insurance Premiums) O'Leary, Zenaida - Accumulation (Accumu...	208.27			
	11/02/2021	39000/O'LZEN00001A	(Life Insurance Premiums) O'Leary, Zenaida - Accumulation (Accumu...	208.27			
	11/08/2020	39000/O'LZEN00001A	(Life Insurance Premiums) O'Leary, Zenaida - Accumulation (Accumu...	208.27			
	12/04/2021	39000/O'LZEN00001A	(Life Insurance Premiums) O'Leary, Zenaida - Accumulation (Accumu...	208.27			
	11/12/2020	39000/O'LZEN00001A	(Life Insurance Premiums) O'Leary, Zenaida - Accumulation (Accumu...	208.27			

Zenbern Superannuation Fund

# Pension Non Deductible Expense Report

For The Period 01 July 2020 - 30 June 2021

	Date	Account Code	Account Description	Amount	Expense %	Deductible	Non Deductible
<b>Label F</b>							
	13/07/2020	39000/O'LZEN00001A	(Life Insurance Premiums) O'Leary, Zenaida - Accumulation (Accumu...	208.27			
	11/11/2020	39000/O'LZEN00001A	(Life Insurance Premiums) O'Leary, Zenaida - Accumulation (Accumu...	208.27			
	11/03/2021	39000/O'LZEN00001A	(Life Insurance Premiums) O'Leary, Zenaida - Accumulation (Accumu...	208.27			
	11/05/2021	39000/O'LZEN00001A	(Life Insurance Premiums) O'Leary, Zenaida - Accumulation (Accumu...	208.27			
			<b>Total</b>	2,499.24	0.000 %	2,499.24	0.00
<b>Label H</b>							
	16/12/2020	30700	Auditor's Remuneration	450.00			
			<b>Total</b>	450.00	0.000 %	450.00	0.00
<b>Label I</b>							
	08/02/2021	42060/SHSAGILTOWER	Gilmore Towers Inc - 2nd floor ACT Tower, 135 Sen. Gil J. Puyat A...	735.08			
	29/06/2021	42060/SHSAGILTOWER	Gilmore Towers Inc - 2nd floor ACT Tower, 135 Sen. Gil J. Puyat A...	41.00			
	16/12/2020	37500/00175	Investment Expenses	122.08			
	22/09/2020	41930/SHYBUNIT4F	Unit4 4th Floor the Trion Towers - 8th Avenue Cnr McKinley Parkwa...	460.93			
	17/08/2020	37500/00175	Investment Expenses	41.35			
	15/04/2021	41930/SHYBUNIT4F	Unit4 4th Floor the Trion	533.23			

**Zenbern Superannuation Fund****Pension Non Deductible Expense Report**

For The Period 01 July 2020 - 30 June 2021

	Date	Account Code	Account Description	Amount	Expense %	Deductible	Non Deductible
<b>Label I</b>							
	13/01/2021	42060/SHYBUNIT4F	Towers - 8th Avenue Cnr McKinley Parkwa... Unit4 4th Floor the Trion Towers - 8th Avenue Cnr McKinley Parkwa...	917.51			
	23/11/2020	41950/SHSAGILTOWER	Gilmore Towers Inc - 2nd floor ACT Tower, 135 Sen. Gil J. Puyat A...	73.73			
	09/11/2020	42060/SHSAGILTOWER	Gilmore Towers Inc - 2nd floor ACT Tower, 135 Sen. Gil J. Puyat A...	71.27			
	02/11/2020	37500/00175	Investment Expenses	131.82			
	11/01/2021	42110/SHSAGILTOWER	Gilmore Towers Inc - 2nd floor ACT Tower, 135 Sen. Gil J. Puyat A...	78.77			
	09/11/2020	41930/SHYBUNIT4F	Unit4 4th Floor the Trion Towers - 8th Avenue Cnr McKinley Parkwa...	684.21			
	02/03/2021	41930/SHYBUNIT4F	Unit4 4th Floor the Trion Towers - 8th Avenue Cnr McKinley Parkwa...	527.48			
	10/08/2020	41930/SHYBUNIT4F	Unit4 4th Floor the Trion Towers - 8th Avenue Cnr McKinley Parkwa...	455.30			
	11/01/2021	41930/SHYBUNIT4F	Unit4 4th Floor the Trion Towers - 8th Avenue Cnr McKinley Parkwa...	215.71			
	15/04/2021	41930/SHYBUNIT4F	Unit4 4th Floor the Trion Towers - 8th Avenue Cnr McKinley Parkwa...	133.31			
	21/07/2020	41930/SHYBUNIT4F	Unit4 4th Floor the Trion Towers - 8th Avenue Cnr McKinley Parkwa...	228.01			
	15/07/2020	37500/00175	Investment Expenses	2.26			
	29/06/2021	41930/SHYBUNIT4F	Unit4 4th Floor the Trion Towers - 8th Avenue Cnr McKinley Parkwa...	273.32			
	09/12/2020	37500/00175	Investment Expenses	2,595.00			
	11/01/2021	42110/ZENBY001_LOT30B	Lot 30 Block 6 Kahaya Place	143.66			





Zenbern Superannuation Fund

# Pension Non Deductible Expense Report

For The Period 01 July 2020 - 30 June 2021

---

Date	Account Code	Account Description	Amount	Expense %	Deductible	Non Deductible
				<b>Total Expenses *</b>	<b>14,762.00</b>	<b>1,758.04</b>

---

\* General expense percentage - 0.000 %

\* Investment expense percentage - 0.000 %

# Zenbern Superannuation Fund

## Statement of Taxable Income

For the year ended 30 June 2021

	2021
	\$
Benefits accrued as a result of operations	(35,545.92)
<b>Less</b>	
Other Non Taxable Income	584.73
Non Taxable Contributions	7,990.00
	<u>8,574.73</u>
<b>Add</b>	
Decrease in MV of investments	50,189.70
Pension Payments	14,756.49
Foreign Credits	1.08
Benefits Paid/Transfers Out	32,930.00
	<u>97,877.27</u>
SMSF Annual Return Rounding	0.38
	<u>53,757.00</u>
<b>Taxable Income or Loss</b>	<u>53,757.00</u>
Income Tax on Taxable Income or Loss	8,063.55
<b>Less</b>	
Foreign Credits	1.08
<b>CURRENT TAX OR REFUND</b>	<u>8,062.47</u>
Supervisory Levy	259.00
Income Tax Instalments Paid	(7,816.00)
<b>AMOUNT DUE OR REFUNDABLE</b>	<u>505.47</u>

# Zenbern Superannuation Fund

## Tax Reconciliation Report

For the year ended 30 June 2021

Tax Return Label	Date	Account Code	Account Name	Amount \$
<b>B - Income - Gross rent and other leasing and hiring income</b>				
	15/07/2020	28000/ZENBY001_LOT30B	Lot 30 Block 6 Kahaya Place LOCK6	346.54
	20/07/2020	28000/SHSAGILTOWER	Gilmore Towers Inc - 2nd floor ACT Tower, 135 Sen. Gil J. Puyat A...	578.53
	04/08/2020	28000/SHSAGILTOWER	Gilmore Towers Inc - 2nd floor ACT Tower, 135 Sen. Gil J. Puyat A...	627.01
	10/08/2020	28000/SHSAGILTOWER	Gilmore Towers Inc - 2nd floor ACT Tower, 135 Sen. Gil J. Puyat A...	(626.04)
	13/08/2020	28000/ZENBY001_LOT30B	Lot 30 Block 6 Kahaya Place LOCK6	343.04
	24/08/2020	28000/SHYBUNIT4F	Unit4 4th Floor the Trion Towers - 8th Avenue Cnr McKinley Parkwa...	1,436.67
	16/09/2020	28000/ZENBY001_LOT30B	Lot 30 Block 6 Kahaya Place LOCK6	338.30
	18/09/2020	28000/SHSAGILTOWER	Gilmore Towers Inc - 2nd floor ACT Tower, 135 Sen. Gil J. Puyat A...	563.79
	18/09/2020	28000/SHYBUNIT4F	Unit4 4th Floor the Trion Towers - 8th Avenue Cnr McKinley Parkwa...	1,409.47
	19/10/2020	28000/ZENBY001_LOT30B	Lot 30 Block 6 Kahaya Place LOCK6	348.75
	21/10/2020	28000/SHYBUNIT4F	Unit4 4th Floor the Trion Towers - 8th Avenue Cnr McKinley Parkwa...	1,446.34
	10/11/2020	28000/SHYBUNIT4F	Unit4 4th Floor the Trion Towers - 8th Avenue Cnr McKinley Parkwa...	1,420.66
	20/11/2020	28000/ZENBY001_LOT30B	Lot 30 Block 6 Kahaya Place LOCK6	340.23
	14/12/2020	28000/SHYBUNIT4F	Unit4 4th Floor the Trion Towers - 8th Avenue Cnr McKinley Parkwa...	1,380.47
	14/12/2020	28000/SHSAGILTOWER	Gilmore Towers Inc - 2nd floor ACT Tower, 135 Sen. Gil J. Puyat A...	1,104.38
	17/12/2020	28000/ZENBY001_LOT30B	Lot 30 Block 6 Kahaya Place LOCK6	327.71
	12/01/2021	28000/SHSAGILTOWER	Gilmore Towers Inc - 2nd floor ACT Tower, 135 Sen. Gil J. Puyat A...	1,185.94
	12/01/2021	28000/SHYBUNIT4F	Unit4 4th Floor the Trion Towers - 8th Avenue Cnr McKinley Parkwa...	1,347.66
	18/01/2021	28000/ZENBY001_LOT30B	Lot 30 Block 6 Kahaya Place LOCK6	324.91
	16/02/2021	28000/ZENBY001_LOT30B	Lot 30 Block 6 Kahaya Place LOCK6	320.06
	19/02/2021	28000/SHSAGILTOWER	Gilmore Towers Inc - 2nd floor ACT Tower, 135 Sen. Gil J. Puyat A...	576.31
	19/02/2021	28000/SHYBUNIT4F	Unit4 4th Floor the Trion Towers - 8th Avenue Cnr McKinley Parkwa...	1,309.79
	09/03/2021	28000/SHSAGILTOWER	Gilmore Towers Inc - 2nd floor ACT Tower, 135 Sen. Gil J. Puyat A...	589.20
	09/03/2021	28000/SHYBUNIT4F	Unit4 4th Floor the Trion Towers - 8th Avenue Cnr McKinley Parkwa...	1,339.10
	16/03/2021	28000/ZENBY001_LOT30B	Lot 30 Block 6 Kahaya Place LOCK6	318.29
	08/04/2021	28000/SHSAGILTOWER	Gilmore Towers Inc - 2nd floor ACT Tower, 135 Sen. Gil J. Puyat A...	592.00
	19/04/2021	28000/ZENBY001_LOT30B	Lot 30 Block 6 Kahaya Place LOCK6	319.91
	17/05/2021	28000/ZENBY001_LOT30B	Lot 30 Block 6 Kahaya Place LOCK6	322.42
	07/06/2021	28000/SHSAGILTOWER	Gilmore Towers Inc - 2nd floor ACT Tower, 135 Sen. Gil J. Puyat A...	1,188.48
	24/06/2021	28000/ZENBY001_LOT30B	Lot 30 Block 6 Kahaya Place LOCK6	325.31

# Zenbern Superannuation Fund

## Tax Reconciliation Report

For the year ended 30 June 2021

Tax Return Label	Date	Account Code	Account Name	Amount \$
<b>B - Income - Gross rent and other leasing and hiring income</b>				
<b>Sub-Total</b>				<b>21,445.23</b>
<b>Ignore Cents</b>				<b>0.23</b>
<b>Total</b>				<b>21,445.00</b>
<b>C - Income - Gross interest</b>				
	01/07/2020	25000/CBA12848507	CBA Direct Investment Account 12848507	1.57
	01/08/2020	25000/CBA12848507	CBA Direct Investment Account 12848507	2.36
	01/09/2020	25000/CBA12848507	CBA Direct Investment Account 12848507	1.72
	30/09/2020	25000/UBANK374607982	UBank USaver SMSF 37-460-7982	0.12
	30/09/2020	25000/Metrobank - Phillipi	Metrobank - Phillipines bank account	1.96
	01/10/2020	25000/CBA12848507	CBA Direct Investment Account 12848507	0.59
	31/10/2020	25000/UBANK374607982	UBank USaver SMSF 37-460-7982	0.04
	01/11/2020	25000/CBA12848507	CBA Direct Investment Account 12848507	0.61
	30/11/2020	25000/UBANK374607982	UBank USaver SMSF 37-460-7982	0.03
	01/12/2020	25000/CBA12848507	CBA Direct Investment Account 12848507	0.91
	29/12/2020	25000/Metrobank - Phillipi	Metrobank - Phillipines bank account	0.86
	31/12/2020	25000/UBANK374607982	UBank USaver SMSF 37-460-7982	0.02
	01/01/2021	25000/CBA12848507	CBA Direct Investment Account 12848507	0.67
	31/01/2021	25000/UBANK374607982	UBank USaver SMSF 37-460-7982	0.02
	01/02/2021	25000/CBA12848507	CBA Direct Investment Account 12848507	0.76
	28/02/2021	25000/UBANK374607982	UBank USaver SMSF 37-460-7982	0.02
	01/03/2021	25000/CBA12848507	CBA Direct Investment Account 12848507	0.23
	31/03/2021	25000/UBANK374607982	UBank USaver SMSF 37-460-7982	0.02
	31/03/2021	25000/Metrobank - Phillipi	Metrobank - Phillipines bank account	0.92
	01/04/2021	25000/CBA12848507	CBA Direct Investment Account 12848507	0.29
	30/04/2021	25000/UBANK374607982	UBank USaver SMSF 37-460-7982	0.02
	01/05/2021	25000/CBA12848507	CBA Direct Investment Account 12848507	0.44
	31/05/2021	25000/UBANK374607982	UBank USaver SMSF 37-460-7982	0.02
	01/06/2021	25000/CBA12848507	CBA Direct Investment Account 12848507	0.23
	30/06/2021	25000/UBANK374607982	UBank USaver SMSF 37-460-7982	0.02
	30/06/2021	25000/Metrobank - Phillipi	Metrobank - Phillipines bank account	0.58

# Zenbern Superannuation Fund

## Tax Reconciliation Report

For the year ended 30 June 2021

Tax Return Label	Date	Account Code	Account Name	Amount \$
<b>C - Income - Gross interest</b>				
<b>Sub-Total</b>				<b>15.03</b>
<b>Ignore Cents</b>				<b>0.03</b>
<b>Total</b>				<b>15.00</b>
<b>D1 - Income - Gross foreign income</b>				
	30/09/2020	25000/Metrobank - Phillipi	Metrobank - Phillipines bank account	0.49
	29/12/2020	25000/Metrobank - Phillipi	Metrobank - Phillipines bank account	0.22
	31/03/2021	25000/Metrobank - Phillipi	Metrobank - Phillipines bank account	0.23
	30/06/2021	25000/Metrobank - Phillipi	Metrobank - Phillipines bank account	0.14
<b>Sub-Total</b>				<b>1.08</b>
<b>Ignore Cents</b>				<b>0.08</b>
<b>Total</b>				<b>1.00</b>
<b>D - Income - Net foreign income</b>				
	30/09/2020	25000/Metrobank - Phillipi	Metrobank - Phillipines bank account	0.49
	29/12/2020	25000/Metrobank - Phillipi	Metrobank - Phillipines bank account	0.22
	31/03/2021	25000/Metrobank - Phillipi	Metrobank - Phillipines bank account	0.23
	30/06/2021	25000/Metrobank - Phillipi	Metrobank - Phillipines bank account	0.14
<b>Sub-Total</b>				<b>1.08</b>
<b>Ignore Cents</b>				<b>0.08</b>
<b>Total</b>				<b>1.00</b>
<b>R1 - Assessable employer contributions</b>				
	27/07/2020	24200/O'LBBER00003A	(Contributions) O'Leary, Bernard John - Accumulation (Accumulatio...	2,081.51
	25/08/2020	24200/O'LZEN00001A	(Contributions) O'Leary, Zenaida - Accumulation (Accumulatio...	1,948.56
	26/08/2020	24200/O'LBBER00003A	(Contributions) O'Leary, Bernard John - Accumulation (Accumulatio...	2,005.92
	21/09/2020	24200/O'LBBER00003A	(Contributions) O'Leary, Bernard John - Accumulation (Accumulatio...	2,045.90
	23/09/2020	24200/O'LZEN00001A	(Contributions) O'Leary, Zenaida - Accumulation (Accumulatio...	1,948.56
	23/10/2020	24200/O'LZEN00001A	(Contributions) O'Leary, Zenaida - Accumulation (Accumulatio...	1,948.56
	27/10/2020	24200/O'LBBER00003A	(Contributions) O'Leary, Bernard John - Accumulation (Accumulatio...	2,037.05
	24/11/2020	24200/O'LZEN00001A	(Contributions) O'Leary, Zenaida - Accumulation (Accumulatio...	1,948.56
	24/11/2020	24200/O'LBBER00003A	(Contributions) O'Leary, Bernard John - Accumulation (Accumulatio...	100.43
	23/12/2020	24200/O'LZEN00001A	(Contributions) O'Leary, Zenaida - Accumulation (Accumulatio...	1,948.56
	19/01/2021	24200/O'LBBER00003A	(Contributions) O'Leary, Bernard John - Accumulation (Accumulatio...	4,166.48
	25/01/2021	24200/O'LZEN00001A	(Contributions) O'Leary, Zenaida - Accumulation (Accumulatio...	1,948.56
	22/02/2021	24200/O'LBBER00003A	(Contributions) O'Leary, Bernard John - Accumulation (Accumulatio...	2,053.48

# Zenbern Superannuation Fund

## Tax Reconciliation Report

For the year ended 30 June 2021

Tax Return Label	Date	Account Code	Account Name	Amount \$
<b>R1 - Assessable employer contributions</b>				
	23/02/2021	24200/O'LZEN00001A	(Contributions) O'Leary, Zenaida - Accumulation (Accumulation)	1,948.56
	23/03/2021	24200/O'LZEN00001A	(Contributions) O'Leary, Zenaida - Accumulation (Accumulation)	1,948.56
	29/03/2021	24200/O'LBER00003A	(Contributions) O'Leary, Bernard John - Accumulation (Accumulatio...	2,073.36
	23/04/2021	24200/O'LZEN00001A	(Contributions) O'Leary, Zenaida - Accumulation (Accumulation)	1,948.56
	27/04/2021	24200/O'LBER00003A	(Contributions) O'Leary, Bernard John - Accumulation (Accumulatio...	2,056.08
	25/05/2021	24200/O'LZEN00001A	(Contributions) O'Leary, Zenaida - Accumulation (Accumulation)	1,948.56
	27/05/2021	24200/O'LBER00003A	(Contributions) O'Leary, Bernard John - Accumulation (Accumulatio...	2,029.54
	21/06/2021	24200/O'LZEN00001A	(Contributions) O'Leary, Zenaida - Accumulation (Accumulation)	1,948.56
	24/06/2021	24200/O'LZEN00001A	(Contributions) O'Leary, Zenaida - Accumulation (Accumulation)	1,948.56
	25/06/2021	24200/O'LBER00003A	(Contributions) O'Leary, Bernard John - Accumulation (Accumulatio...	3,001.19
<b>Sub-Total</b>				<b>47,033.66</b>
<b>Ignore Cents</b>				<b>0.66</b>
<b>Total</b>				<b>47,033.00</b>
<b>R - Assessable contributions (R1 plus R2 plus R3 less R6)</b>				
			Assessable employer contributions	47,033.66
<b>Sub-Total</b>				<b>47,033.66</b>
<b>Ignore Cents</b>				<b>0.66</b>
<b>Total</b>				<b>47,033.00</b>
<b>S - Income - Other income</b>				
	16/03/2021	26500/979447692	Other Income	23.62
<b>Sub-Total</b>				<b>23.62</b>
<b>Ignore Cents</b>				<b>0.62</b>
<b>Total</b>				<b>23.00</b>
<b>W - GROSS INCOME (Sum of labels A to U)</b>				
				68,517.00
<b>Sub-Total</b>				<b>68,517.00</b>
<b>Ignore Cents</b>				<b>0.00</b>
<b>Total</b>				<b>68,517.00</b>
<b>V - TOTAL ASSESSABLE INCOME (W less Y)</b>				
				68,517.00
<b>Sub-Total</b>				<b>68,517.00</b>
<b>Ignore Cents</b>				<b>0.00</b>
<b>Total</b>				<b>68,517.00</b>
<b>A1 - Expenses - Interest expenses within Australia</b>				
	30/06/2021	37900/00001	Interest deduction- Warrants	323.63

# Zenbern Superannuation Fund

## Tax Reconciliation Report

For the year ended 30 June 2021

Tax Return Label	Date	Account Code	Account Name	Amount \$
<b>A1 - Expenses - Interest expenses within Australia</b>				
<b>Sub-Total</b>				<b>323.63</b>
<b>Ignore Cents</b>				<b>0.63</b>
<b>Total</b>				<b>323.00</b>
<b>E1 - Expenses - Decline in value of depreciating assets</b>				
	30/06/2021	33400/ZENBY001_FURNIT URETR	Furniture Trion Towers	1,212.40
<b>Sub-Total</b>				<b>1,212.40</b>
<b>Ignore Cents</b>				<b>0.40</b>
<b>Total</b>				<b>1,212.00</b>
<b>F1 - Expenses - Insurance Premiums</b>				
	13/07/2020	39000/O'LZEN00001A	(Life Insurance Premiums) O'Leary, Zenaïda - Accumulation (Accumu...	208.27
	11/08/2020	39000/O'LZEN00001A	(Life Insurance Premiums) O'Leary, Zenaïda - Accumulation (Accumu...	208.27
	11/09/2020	39000/O'LZEN00001A	(Life Insurance Premiums) O'Leary, Zenaïda - Accumulation (Accumu...	208.27
	12/10/2020	39000/O'LZEN00001A	(Life Insurance Premiums) O'Leary, Zenaïda - Accumulation (Accumu...	208.27
	11/11/2020	39000/O'LZEN00001A	(Life Insurance Premiums) O'Leary, Zenaïda - Accumulation (Accumu...	208.27
	11/12/2020	39000/O'LZEN00001A	(Life Insurance Premiums) O'Leary, Zenaïda - Accumulation (Accumu...	208.27
	11/01/2021	39000/O'LZEN00001A	(Life Insurance Premiums) O'Leary, Zenaïda - Accumulation (Accumu...	208.27
	11/02/2021	39000/O'LZEN00001A	(Life Insurance Premiums) O'Leary, Zenaïda - Accumulation (Accumu...	208.27
	11/03/2021	39000/O'LZEN00001A	(Life Insurance Premiums) O'Leary, Zenaïda - Accumulation (Accumu...	208.27
	12/04/2021	39000/O'LZEN00001A	(Life Insurance Premiums) O'Leary, Zenaïda - Accumulation (Accumu...	208.27
	11/05/2021	39000/O'LZEN00001A	(Life Insurance Premiums) O'Leary, Zenaïda - Accumulation (Accumu...	208.27
	11/06/2021	39000/O'LZEN00001A	(Life Insurance Premiums) O'Leary, Zenaïda - Accumulation (Accumu...	208.27
<b>Sub-Total</b>				<b>2,499.24</b>
<b>Ignore Cents</b>				<b>0.24</b>
<b>Total</b>				<b>2,499.00</b>
<b>H1 - Expenses - SMSF auditor fee</b>				
	16/12/2020	30700	Auditor's Remuneration	450.00
<b>Sub-Total</b>				<b>450.00</b>
<b>Ignore Cents</b>				<b>0.00</b>
<b>Total</b>				<b>450.00</b>
<b>I1 - Expenses - Investment expenses</b>				
	21/07/2020	41930/SHYBUNIT4F	Unit4 4th Floor the Trion Towers - 8th Avenue Cnr McKinley Parkwa...	228.01
	10/08/2020	41930/SHYBUNIT4F	Unit4 4th Floor the Trion Towers - 8th Avenue Cnr McKinley Parkwa...	455.30
	22/09/2020	41930/SHYBUNIT4F	Unit4 4th Floor the Trion Towers - 8th Avenue Cnr McKinley Parkwa...	460.93
	09/11/2020	41930/SHYBUNIT4F	Unit4 4th Floor the Trion Towers - 8th Avenue Cnr McKinley Parkwa...	684.21



# Zenbern Superannuation Fund

## Tax Reconciliation Report

For the year ended 30 June 2021

Tax Return Label	Date	Account Code	Account Name	Amount \$
<b>I1 - Expenses - Investment expenses</b>				
	11/01/2021	41930/SHYBUNIT4F	Unit4 4th Floor the Trion Towers - 8th Avenue Cnr McKinley Parkwa...	215.71
	02/03/2021	41930/SHYBUNIT4F	Unit4 4th Floor the Trion Towers - 8th Avenue Cnr McKinley Parkwa...	527.48
	15/04/2021	41930/SHYBUNIT4F	Unit4 4th Floor the Trion Towers - 8th Avenue Cnr McKinley Parkwa...	533.23
	15/04/2021	41930/SHYBUNIT4F	Unit4 4th Floor the Trion Towers - 8th Avenue Cnr McKinley Parkwa...	133.31
	29/06/2021	41930/SHYBUNIT4F	Unit4 4th Floor the Trion Towers - 8th Avenue Cnr McKinley Parkwa...	273.32
	13/01/2021	42060/SHYBUNIT4F	Unit4 4th Floor the Trion Towers - 8th Avenue Cnr McKinley Parkwa...	917.51
	15/07/2020	37500/00175	Investment Expenses	2.26
	17/08/2020	37500/00175	Investment Expenses	41.35
	02/11/2020	37500/00175	Investment Expenses	131.82
	09/12/2020	37500/00175	Investment Expenses	2,595.00
	16/12/2020	37500/00175	Investment Expenses	122.08
	11/01/2021	42110/ZENBY001_LOT30B	Lot 30 Block 6 Kahaya Place LOCK6	143.66
	23/11/2020	41950/SHSAGILTOWER	Gilmore Towers Inc - 2nd floor ACT Tower, 135 Sen. Gil J. Puyat A...	73.73
	27/07/2020	42060/SHSAGILTOWER	Gilmore Towers Inc - 2nd floor ACT Tower, 135 Sen. Gil J. Puyat A...	283.66
	09/11/2020	42060/SHSAGILTOWER	Gilmore Towers Inc - 2nd floor ACT Tower, 135 Sen. Gil J. Puyat A...	71.27
	08/02/2021	42060/SHSAGILTOWER	Gilmore Towers Inc - 2nd floor ACT Tower, 135 Sen. Gil J. Puyat A...	735.08
	29/06/2021	42060/SHSAGILTOWER	Gilmore Towers Inc - 2nd floor ACT Tower, 135 Sen. Gil J. Puyat A...	41.00
	11/01/2021	42110/SHSAGILTOWER	Gilmore Towers Inc - 2nd floor ACT Tower, 135 Sen. Gil J. Puyat A...	78.77
<b>Sub-Total</b>				<b>8,748.69</b>
<b>Ignore Cents</b>				<b>0.69</b>
<b>Total</b>				<b>8,748.00</b>
<b>J1 - Expenses - Management and administration expenses</b>				
	16/12/2020	30100	Accountancy Fees	350.00
	07/04/2021	31500	Bank Charges	4.04
	21/04/2021	30100	Accountancy Fees	915.00
	07/05/2021	30400	ATO Supervisory Levy	259.00
<b>Sub-Total</b>				<b>1,528.04</b>
<b>Ignore Cents</b>				<b>0.04</b>
<b>Total</b>				<b>1,528.00</b>
<b>L2 - Expenses - Other amounts (Non-deductible)</b>				
	07/05/2021	85000	Income Tax Payable/Refundable	1,758.04
<b>Sub-Total</b>				<b>1,758.04</b>
<b>Ignore Cents</b>				<b>0.04</b>
<b>Total</b>				<b>1,758.00</b>
<b>N - TOTAL DEDUCTIONS</b>				<b>14,760.00</b>

# Zenbern Superannuation Fund

## Tax Reconciliation Report

For the year ended 30 June 2021

Tax Return Label	Date	Account Code	Account Name	Amount \$
<b>N - TOTAL DEDUCTIONS</b>				
Sub-Total				14,760.00
Ignore Cents				0.00
Total				14,760.00
<b>Y - TOTAL NON DEDUCTIBLE EXPENSES</b>				
				1,758.00
Sub-Total				1,758.00
Ignore Cents				0.00
Total				1,758.00
<b>O - TAXABLE INCOME OR LOSS</b>				
				53,757.00
Sub-Total				53,757.00
Ignore Cents				0.00
Total				53,757.00
<b>Z - TOTAL SMSF EXPENSES</b>				
				16,518.00
Sub-Total				16,518.00
Ignore Cents				0.00
Total				16,518.00
<b>A - Taxable income</b>				
				53,757.00
Sub-Total				53,757.00
Ignore Cents				0.00
Total				53,757.00
<b>T1 - Tax on taxable income</b>				
				8,063.55
Sub-Total				8,063.55
Ignore Cents				0.00
Total				8,063.55
<b>B - Gross Tax</b>				
				8,063.55
Sub-Total				8,063.55
Ignore Cents				0.00
Total				8,063.55
<b>C1 - Foreign income tax offset</b>				
			Adjustment	1.08
Sub-Total				1.08
Ignore Cents				0.00
Total				1.08
<b>C - Non-refundable non-carry forward tax offsets</b>				

# Zenbern Superannuation Fund

## Tax Reconciliation Report

For the year ended 30 June 2021

Tax Return Label	Date	Account Code	Account Name	Amount \$
<b>C - Non-refundable non-carry forward tax offsets</b>				
				1.08
<b>Sub-Total</b>				<b>1.08</b>
<b>Ignore Cents</b>				<b>0.00</b>
<b>Total</b>				<b>1.08</b>
<b>T2 - SUBTOTAL</b>				
				8,062.47
<b>Sub-Total</b>				<b>8,062.47</b>
<b>Ignore Cents</b>				<b>0.00</b>
<b>Total</b>				<b>8,062.47</b>
<b>T3 - SUBTOTAL 2</b>				
				8,062.47
<b>Sub-Total</b>				<b>8,062.47</b>
<b>Ignore Cents</b>				<b>0.00</b>
<b>Total</b>				<b>8,062.47</b>
<b>T5 - TAX PAYABLE</b>				
				8,062.47
<b>Sub-Total</b>				<b>8,062.47</b>
<b>Ignore Cents</b>				<b>0.00</b>
<b>Total</b>				<b>8,062.47</b>
<b>K - PAYG instalments raised</b>				
	03/11/2020	85000	Income Tax Payable/Refundable	1,443.00
	08/03/2021	85000	Income Tax Payable/Refundable	1,443.00
	03/05/2021	85000	Income Tax Payable/Refundable	1,443.00
	30/06/2021	85000	Income Tax Payable/Refundable	3,487.00
<b>Sub-Total</b>				<b>7,816.00</b>
<b>Ignore Cents</b>				<b>0.00</b>
<b>Total</b>				<b>7,816.00</b>
<b>L - Supervisory levy</b>				
				259.00
<b>Sub-Total</b>				<b>259.00</b>
<b>Ignore Cents</b>				<b>0.00</b>
<b>Total</b>				<b>259.00</b>
<b>S - AMOUNT DUE OR REFUNDABLE</b>				
				505.47
<b>Sub-Total</b>				<b>505.47</b>
<b>Ignore Cents</b>				<b>0.00</b>
<b>Total</b>				<b>505.47</b>



## Income tax 551

<b>Date generated</b>	04/05/2022
<b>Overdue</b>	\$0.00
<b>Not yet due</b>	\$0.00
<b>Balance</b>	\$0.00

## Transactions

4 results found - from **04 May 2020** to **04 May 2022** sorted by **processed date** ordered **newest to oldest**

Processed date	Effective date	Description	Debit (DR)	Credit (CR)	Balance
11 May 2021	10 May 2021	Payment received		\$2,017.04	\$0.00
21 Apr 2021	17 May 2021	Tax return Self Man Superfund - Income Tax for the period from 01 Jul 19 to 30 Jun 20	\$2,017.04		\$2,017.04 DR
15 May 2020	20 May 2020	EFT refund for Income Tax for the period from 01 Jul 18 to 30 Jun 19	\$3,439.59		\$0.00
15 May 2020	15 May 2020	Tax return Self Man Superfund - Income Tax for the period from 01 Jul 18 to 30 Jun 19		\$3,439.59	\$3,439.59 CR



## Activity statement 001

<b>Date generated</b>	04/05/2022
<b>Overdue</b>	\$0.00
<b>Not yet due</b>	\$0.00
<b>Balance</b>	\$0.00

## Transactions

24 results found - from **04 May 2020** to **04 May 2022** sorted by **processed date** ordered **newest to oldest**

Processed date	Effective date	Description	Debit (DR)	Credit (CR)	Balance
9 Mar 2022	9 Mar 2022	General interest charge			\$0.00
9 Mar 2022	28 Feb 2022	Original Activity Statement for the period ending 31 Dec 21	\$1,925.00		\$0.00
9 Mar 2022	28 Feb 2022	- PAYG Instalments	\$1,954.00		
9 Mar 2022	28 Feb 2022	- GST		\$29.00	
4 Mar 2022	4 Mar 2022	Payment received		\$1,925.00	\$1,925.00 CR
4 Nov 2021	4 Nov 2021	General interest charge			\$0.00
4 Nov 2021	28 Oct 2021	Original Activity Statement for the period ending 30 Sep 21	\$1,906.00		\$0.00
4 Nov 2021	28 Oct 2021	- PAYG Instalments	\$1,954.00		
4 Nov 2021	28 Oct 2021	- GST		\$48.00	
1 Nov 2021	1 Nov 2021	Payment received		\$1,906.00	\$1,906.00 CR
2 Aug 2021	2 Aug 2021	General interest charge			\$0.00
2 Aug 2021	28 Jul 2021	Original Activity Statement for the period ending 30 Jun 21	\$3,461.00		\$0.00
2 Aug 2021	28 Jul 2021	- PAYG Instalments	\$3,487.00		
2 Aug 2021	28 Jul 2021	- GST		\$26.00	

Processed date	Effective date	Description	Debit (DR)	Credit (CR)	Balance
30 Jul 2021	30 Jul 2021	Payment received		\$3,461.00	\$3,461.00 CR
4 May 2021	4 May 2021	General interest charge			\$0.00
4 May 2021	28 Apr 2021	Original Activity Statement for the period ending 31 Mar 21	\$1,402.00		\$0.00
4 May 2021	28 Apr 2021	- PAYG Instalments	\$1,443.00		
4 May 2021	28 Apr 2021	- GST		\$41.00	
3 May 2021	3 May 2021	Payment received		\$1,402.00	\$1,402.00 CR
10 Mar 2021	10 Mar 2021	General interest charge			\$0.00
10 Mar 2021	2 Mar 2021	Original Activity Statement for the period ending 31 Dec 20	\$1,102.00		\$0.00
10 Mar 2021	2 Mar 2021	- PAYG Instalments	\$1,443.00		
10 Mar 2021	2 Mar 2021	- GST		\$341.00	
8 Mar 2021	8 Mar 2021	Payment received		\$1,102.00	\$1,102.00 CR
6 Nov 2020	6 Nov 2020	General interest charge			\$0.00
6 Nov 2020	28 Oct 2020	Original Activity Statement for the period ending 30 Sep 20	\$1,383.00		\$0.00
6 Nov 2020	28 Oct 2020	- PAYG Instalments	\$1,443.00		
6 Nov 2020	28 Oct 2020	- GST		\$60.00	
3 Nov 2020	3 Nov 2020	Payment received		\$1,383.00	\$1,383.00 CR
10 Aug 2020	10 Aug 2020	General interest charge			\$0.00
10 Aug 2020	28 Jul 2020	Original Activity Statement for the period ending 30 Jun 20	\$3,002.00		\$0.00
10 Aug 2020	28 Jul 2020	- PAYG Instalments	\$3,278.00		
10 Aug 2020	28 Jul 2020	- GST		\$276.00	
3 Aug 2020	3 Aug 2020	Payment received		\$3,002.00	\$3,002.00 CR
7 May 2020	7 May 2020	General interest charge			\$0.00

<b>Processed date</b>	<b>Effective date</b>	<b>Description</b>	<b>Debit (DR)</b>	<b>Credit (CR)</b>	<b>Balance</b>
7 May 2020	28 Apr 2020	Original Activity Statement for the period ending 31 Mar 20	\$780.00		\$0.00
7 May 2020	28 Apr 2020	- PAYG Instalments	\$927.00		
7 May 2020	28 Apr 2020	- GST		\$147.00	
4 May 2020	4 May 2020	Payment received		\$780.00	\$780.00 CR





Australian Government  
Australian Taxation Office

## PAYG Instalments report 2021

**Tax Agent** 72357001  
**Last Updated** 30/04/2022

<b>TFN</b>	<b>Client Name</b>	<b>Quarter 1 (\$)</b>	<b>Quarter 2 (\$)</b>	<b>Quarter 3 (\$)</b>	<b>Quarter 4 (\$)</b>	<b>Total Instalment (\$)</b>
832593861	ZENBERN SUPERANNUATION FUND	1,443.00	1,443.00	1,443.00	3,487.00	7,816.00

**Total No of Clients: 1**

# 86000 - PAYG Payable

2021 Financial Year

---

**Preparer** Steven Lee

**Reviewer** Sandra Lee

**Status** Completed

Account Code	Description	CY Balance	LY Balance	Change
86000	PAYG Payable	(\$3,487.00)	(\$3,278.00)	6.38%
<b>TOTAL</b>		<b>CY Balance</b>	<b>LY Balance</b>	
		(\$3,487.00)	(\$3,278.00)	

## Supporting Documents

No supporting documents

## Standard Checklist

- Attach copy of PAYG Payment Summary
- Confirm Transactions in ATO Portal

# 88000 - Sundry Creditors

2021 Financial Year

Preparer Steven Lee

Reviewer Sandra Lee

Status Completed

Account Code	Description	CY Balance	LY Balance	Change
88000	Sundry Creditors	(\$540.98)	(\$4,728.95)	(88.56)%
<b>TOTAL</b>		<b>CY Balance</b>	<b>LY Balance</b>	
		(\$540.98)	(\$4,728.95)	

## Supporting Documents

◦ General Ledger [Report](#)

## Standard Checklist

Attach all source documentation and confirmations of Liability

## Notes

Steven Lee

**Note**

Philippines property bond

05/07/2022 13:49

## Zenbern Superannuation Fund

# General Ledger

As at 30 June 2021

Transaction Date	Description	Units	Debit	Credit	Balance \$
<b>Sundry Creditors (88000)</b>					
<u>Sundry Creditors (88000)</u>					
01/07/2020	Opening Balance				4,728.95 CR
06/07/2020	Refund balance of bond for Trion		193.22		4,535.73 CR
06/07/2020	Refund balance of bond for Trion		871.69		3,664.04 CR
06/07/2020	Refund balance of bond for Trion		871.69		2,792.35 CR
06/07/2020	Refund balance of bond for Trion		871.69		1,920.66 CR
23/11/2020	Gilmore tenant refund		1,057.10		863.56 CR
30/06/2021	Forex gain		322.58		540.98 CR
			<b>4,187.97</b>		<b>540.98 CR</b>
<b>Total Debits:</b>			<b>4,187.97</b>		
<b>Total Credits:</b>				<b>0.00</b>	

# 89000 - Deferred Tax Liability/Asset

2021 Financial Year

---

**Preparer** Steven Lee

**Reviewer** Sandra Lee

**Status** Completed

Account Code	Description	CY Balance	LY Balance	Change
89000	Deferred Tax Liability/Asset	\$29,572.28	\$23,395.26	26.4%
<b>TOTAL</b>		<b>CY Balance</b>	<b>LY Balance</b>	
		\$29,572.28	\$23,395.26	

## Supporting Documents

- Deferred Tax Reconciliation Report [Report](#)

## Standard Checklist

- Attach all source documentation and confirmations of Liability
- Attach copy of Deferred Tax Reconciliation Report

# Zenbern Superannuation Fund

## Deferred Tax Reconciliation

For The Period 01 July 2020 - 30 June 2021

Investment Code	Investment Name	Revaluation/Tax Deferred	Permanent Difference (Non-Assessable)	Temporary Difference (Assessable)	Temporary Difference (Accumulation Portion)
<b>Revaluations</b>					
ZENBY001_LOT30BLOCK6	Lot 30 Block 6 Kahaya Place	(20,708.70)	(6,902.90)	(13,805.80)	(13,805.80)
SHSAGILTOWER	Gilmore Towers Inc - 2nd floor ACT Tower, 135 Sen. Gil J. Puyat Avenue, Salcedo Village, Makati City	(48,563.62)	(16,187.87)	(32,375.75)	(32,375.75)
SHYBUNIT4F	Unit4 4th Floor the Trion Towers - 8th Avenue Cnr McKinley Parkway Avenue	12,580.07	4,193.36	8,386.71	8,386.71
SHYBZENBER	Trading account	3,661.14	1,220.38	2,440.76	2,440.76
ZENBY001_FURNITURETR	Furniture Trion Towers	(555.32)	(185.11)	(370.21)	(370.21)
SHYBTRIOCA	Trion Tower Car Park	(1,786.04)	(595.35)	(1,190.69)	(1,190.69)
		(55,372.47)	(18,457.49)	(36,914.98)	(36,914.98)
<b>Total</b>		(55,372.47)	(18,457.49)	(36,914.98)	(36,914.98)
<b>Deferred Tax Liability (Asset) Summary</b>					
<b>Opening Balance</b>		(23,395.26)			
Current Year Transactions		(5,537.25)			
Total Capital Losses		(639.77)			
Total Tax Losses		0.00			
Deferred Tax WriteBacks/Adjustment		0.00			
Capital Loss carried forward recouped		0.00			
Tax Loss carried forward recouped		0.00			
<b>Closing Balance</b>		(29,572.28)			

# A - Financial Statements

2021 Financial Year

---

**Preparer** Steven Lee

**Reviewer** Sandra Lee

**Status** Completed

## Supporting Documents

No supporting documents

## Standard Checklist

- Attach copy of Financial Statements
- Attach copy of SMSF Annual Return



## B - Permanent Documents

2021 Financial Year

---

**Preparer** Steven Lee

**Reviewer** Sandra Lee

**Status** Completed

### Supporting Documents

- Fund Summary Report Report

### Standard Checklist

- Attach latest copy of ASIC annual company statement (if corporate trustee)
- Ensure latest copies of ATO Trustee Declarations and ATO confirmation that the fund is a regulated fund is attached
- Ensure latest copies of trustee consents, member consents and registers are attached
- Ensure latest copy of trust deed (including amendments) are attached
- Use [Australian Business Register](#) to ensure details are correct
- Use [Super Fund Lookup](#) to check the eligibility to receive rollovers and contributions

# Zenbern Superannuation Fund

## Fund Summary Report

As at 30 June 2021

---

### Fund Details

Date Formed: 01/07/2005  
Tax File Number: Provided  
ABN: 60531935632

Period: 01/07/2020 - 30/06/2021  
Fund Type: SMSF  
GST Registered: Yes

### Postal Address:

33 Lyall Ave  
Dean Park, New South Wales 2761

### Physical Address:

33 Lyall Ave  
Dean Park, New South Wales 2761

### Members

Number of Members: 2

Name	Age	Member Accounts	Pension Accounts	Tax File Number	Beneficiary Details
O'Leary, Bernard John	73	2	1	Provided	Not Provided
O'Leary, Zenaida	62	1	0	Provided	Not Provided

### Fund Relationships

Relationship Type	Contact
Accountant	Superhelp Australia Pty Limited
Auditor	Super Audits Pty Ltd
Fund Contact	O'Leary, Bernard John
Tax Agent	Superhelp Australia Pty Ltd
Trustee	O'Leary, Bernard John
Trustee	O'Leary, Zenaida

## C - Other Documents

2021 Financial Year

---

**Preparer** Steven Lee

**Reviewer** Sandra Lee

**Status** Completed

### Supporting Documents

- Investment\_Strategy.pdf

### Standard Checklist

- Attach copy of any SOAs issued during the Financial Year
- Attach copy of Investment Strategy
- Attach signed Engagement Letter
- Attach signed Trustee Representation Letter
- Attach Trustee Minutes prepared during the year

**INVESTMENT STRATEGY**  
**FOR**  
**ZENBERN SUPERANNUATION FUND**

Updated 30 June 2021

**Investment Objective:**

1. The investment objective of the fund is to generate a high level of growth to meet future pension payments for Bernard and Zenaida O'Leary.

The fund will maintain the existing property portfolio but will not add any more as soon both members will be in pension phase. The instalment warrant investments will be maintained and added in order to provide dividend and franking credit income. The cash part of the fund will also be expanded.

2. Members profile and needs
  - Bernard is 73 years of age and Zenaida is 62 years of age, both are currently employed and enjoy good health.
  - They currently have a mortgage of AU\$230,000 on their home which is valued at around AU\$800,000.
  - They do not have any children living at home.
  - They both have cars for their travel to work.
  - They both travel overseas once or twice a year to visit relatives and friends although that has not been possible over the past year or so.
3. Desired investments
  - The current property portfolio will be maintained in order to provide income for the future.
  - Local or international shares may be purchased as well as instalment warrants. These are expected to provide growth as well as dividend and franking credit income, capital gains and income from call option writing.
  - Preference is for blue chip shares with solid balance sheets and earning records, however a small percentage of the fund assets can be devoted to IPO's and smaller companies with strong potentials.
  - A Commonwealth bank direct investment account will be used for maintaining cash. This has a cheque book facility for meeting the funds administrative needs and obligations.
4. Liquidity and Diversification

By having an overseas property portfolio as well as a reasonable bank balance as well as blue chip shares and warrants locally the members are satisfied with this level of diversification.
5. Members Insurance Cover

Bernard cancelled his life only cover in 2017 because it was becoming too expensive because of his age. He has however maintained an accidental death cover policy with Clearview Life for \$400,000. This is held outside of super. Zenaida also has the same accidental death cover insurance for the same amount held outside of super and the policy is jointly owned.

Zenaida has maintained her death and permanent disability insurance held inside the fund. Currently her death cover amount is \$115,000 and the permanent disability amount is 115,000. The premium payable for this policy is \$258.80 per month for the 2020-2021 financial year.

The Trustees consider these arrangements adequate for the foreseeable future.

Signed by the Trustees

\_\_\_\_\_  
BERNARD JOHN O'LEARY

*Zenaida O'Leary*  
\_\_\_\_\_  
ZENAIDA O'LEARY

Date: *B. O'Leary*  
\_\_\_\_\_

Date: *30 June 2021*  
\_\_\_\_\_

# D - Pension Documentation

2021 Financial Year

---

**Preparer** Steven Lee

**Reviewer** Sandra Lee

**Status** Completed

## Supporting Documents

- Pension Summary Report Report
- Transfer Balance Account Summary Report

## Standard Checklist

- Attach Actuarial Certificate
- Attach documentation supporting any pensions commenced during the financial year
- Attach documentation supporting any pensions commuted during the financial year
- Ensure correct Transfer Balance Account Reports have been lodged with the ATO

Zenbern Superannuation Fund

# Pension Summary

As at 30 June 2021

**Member Name :** O'Leary, Bernard John

**Member Age :** 72\* (Date of Birth : Provided)

Member Code	Pension Type	Pension Start Date	Tax Free	Min / PF	Minimum	Maximum	Gross Pension Payments	PAYG	Net Pension Payment	Amount to reach Minimum
O'LBERO0002P	Account Based Pension	01/07/2014	19.14%	2.50%	\$370.00*	N/A	\$14,756.49	\$0.00	\$14,756.49	NIL

\*COVID-19 50% reduction has been applied to the minimum pension amount.

					<b>\$370.00</b>	<b>\$0.00</b>	<b>\$14,756.49</b>	<b>\$0.00</b>	<b>\$14,756.49</b>	<b>\$0.00</b>
--	--	--	--	--	-----------------	---------------	--------------------	---------------	--------------------	---------------

**Total :**

					<b>\$370.00</b>	<b>\$0.00</b>	<b>\$14,756.49</b>	<b>\$0.00</b>	<b>\$14,756.49</b>	<b>\$0.00</b>
--	--	--	--	--	-----------------	---------------	--------------------	---------------	--------------------	---------------

\*Age as at 01/07/2020 or pension start date for new pensions.

Zenbern Superannuation Fund

# Transfer Balance Account Summary

For The Period 01 July 2020 - 30 June 2021

Member	Pension Type	Date	Lodgment Date	Transaction Type	Event Type	Debit	Credit	Balance	Cap Limit	Remaining Cap
Bernard John O'Leary	Below Cap									
		01/07/2020		Opening Balance				104,973.38	1,600,000.00	1,495,026.62
Zenaida O'Leary										



# E - Estate Planning

2021 Financial Year

---

**Preparer** Steven Lee

**Reviewer** Sandra Lee

**Status** Completed

## Supporting Documents

No supporting documents

## Standard Checklist

- Attach Death Benefit Nominations (if applicable)
- Attach Life Insurance Policies (if applicable)
- Attach Reversionary Pension documentation (if applicable)
- Attach SMSF Will (if applicable)
- Review current Estate planning to ensure it matches wishes of members