

Operating Statement

For the year ended 30 June 2020

	Note	2020 \$	2019 \$
Income			
Investment Income			
Trust Distributions	9	2,715.20	1,959.18
Dividends Received	8	17,674.73	39,524.32
Interest Received		232.89	486.70
Total Income		<u>20,622.82</u>	<u>41,970.20</u>
Expenses			
Accountancy Fees		3,025.00	2,530.00
Actuarial Fees		0.00	220.00
ATO Supervisory Levy		259.00	259.00
Auditor's Remuneration		605.00	605.00
Investment Expenses		0.00	1,778.69
		<u>3,889.00</u>	<u>5,392.69</u>
Member Payments			
Life Insurance Premiums		7,438.08	6,546.32
Pensions Paid		30,978.35	0.00
Investment Losses			
Changes in Market Values	10	93,784.90	(20,422.93)
Total Expenses		<u>136,090.33</u>	<u>(8,483.92)</u>
Benefits accrued as a result of operations before income tax		<u>(115,467.51)</u>	<u>50,454.12</u>
Income Tax Expense	11	(7,665.96)	(9,865.88)
Benefits accrued as a result of operations		<u>(107,801.55)</u>	<u>60,320.00</u>

Refer to compilation report

LYNCH SUPERANNUATION FUND
Detailed Operating Statement

For the year ended 30 June 2020

	2020	2019
	\$	\$
Income		
Investment Income		
Trust Distributions		
Nb Global Corporate Income Trust	2,715.20	1,959.18
	<u>2,715.20</u>	<u>1,959.18</u>
Dividends Received		
BHP Group Limited	1,278.64	1,847.40
Commonwealth Bank Of Australia.	4,310.00	4,310.00
Link Administration Holdings Limited	195.00	0.00
Macquarie Group Limited	763.50	0.00
Midway Limited	540.00	1,080.00
National Australia Bank Limited	4,880.40	5,821.20
Oil Search Limited	146.66	297.71
RIO Tinto Limited	904.87	6,479.11
Telstra Corporation Limited.	2,240.00	2,660.00
Westpac Banking Corporation	2,000.00	7,050.00
Woodside Petroleum Ltd	415.66	0.00
Woolworths Group Limited	0.00	9,978.90
	<u>17,674.73</u>	<u>39,524.32</u>
Interest Received		
ANZ V2 plus Account	232.89	486.70
	<u>232.89</u>	<u>486.70</u>
Total Income	<u>20,622.82</u>	<u>41,970.20</u>
Expenses		
Accountancy Fees	3,025.00	2,530.00
Actuarial Fees	0.00	220.00
ATO Supervisory Levy	259.00	259.00
Auditor's Remuneration	605.00	605.00
	<u>3,889.00</u>	<u>3,614.00</u>
Investment Expenses		
RIO Tinto Limited	0.00	721.79
Woolworths Group Limited	0.00	1,056.90
	<u>0.00</u>	<u>1,778.69</u>
Member Payments		
Life Insurance Premiums		
Lynch, Lynnette - Accumulation (Accumulation)	0.00	2,232.83
Lynch, Lynnette - Pension (Account Based Pension 3)	2,544.52	0.00
Lynch, Michael - Accumulation (Accumulation)	0.00	4,313.49
Lynch, Michael - Pension (Account Based Pension 3)	4,893.56	0.00
	<u>7,438.08</u>	<u>6,546.32</u>
Pensions Paid		
Lynch, Lynnette - Pension (Account Based Pension 3)	27,688.35	0.00
Lynch, Lynnette - Pension (Account Based Pension 4)	310.00	0.00
Lynch, Michael - Pension (Account Based Pension 3)	2,980.00	0.00
	<u>30,978.35</u>	<u>0.00</u>
Investment Losses		
Realised Movements in Market Value		

Refer to compilation report

LYNCH SUPERANNUATION FUND
Detailed Operating Statement

For the year ended 30 June 2020

	2020	2019
	\$	\$
Shares in Listed Companies (Australian)		
Midway Limited	(1,497.60)	0.00
Oil Search Limited	286.72	0.00
Oz Minerals Limited	(1,244.44)	0.00
RIO Tinto Limited	0.00	8,233.46
Woolworths Group Limited	0.00	6,400.02
	<u>(2,455.32)</u>	<u>14,633.48</u>
Unrealised Movements in Market Value		
Shares in Listed Companies (Australian)		
BHP Group Limited	3,204.00	(4,350.00)
Cokal Limited	1,483.33	(2,225.00)
Commonwealth Bank Of Australia.	13,360.00	(9,910.00)
Icon Energy Limited	600.00	820.00
Kingston Resources Limited	(180.00)	450.00
Link Administration Holdings Limited	5,157.00	0.00
Macquarie Group Limited	(7,832.57)	0.00
Midway Limited	6,102.00	(4,860.00)
National Australia Bank Limited	24,990.00	2,028.60
Oil Search Limited	(843.26)	3,660.00
RIO Tinto Limited	719.01	(5,032.39)
Telstra Corporation Limited.	10,080.00	(17,220.00)
The A2 Milk Company Limited	(3,768.01)	0.00
Westpac Banking Corporation	26,025.00	2,350.00
Woodside Petroleum Ltd	7,143.72	0.00
Woolworths Group Limited	0.00	482.38
	<u>86,240.22</u>	<u>(33,806.41)</u>
Units in Listed Unit Trusts (Australian)		
Nb Global Corporate Income Trust	10,000.00	(1,250.00)
	<u>10,000.00</u>	<u>(1,250.00)</u>
Changes in Market Values	<u>93,784.90</u>	<u>(20,422.93)</u>
Total Expenses	<u>136,090.33</u>	<u>(8,483.92)</u>
Benefits accrued as a result of operations before income tax	<u>(115,467.51)</u>	<u>50,454.12</u>
Income Tax Expense		
Income Tax Expense	(7,665.96)	(9,865.88)
Total Income Tax	<u>(7,665.96)</u>	<u>(9,865.88)</u>
Benefits accrued as a result of operations	<u>(107,801.55)</u>	<u>60,320.00</u>

Refer to compilation report

LYNCH SUPERANNUATION FUND
Statement of Financial Position

As at 30 June 2020

	Note	2020 \$	2019 \$
Assets			
Investments			
Shares in Listed Companies (Australian)	2	394,357.99	368,933.72
Units in Listed Unit Trusts (Australian)	3	41,250.00	51,250.00
Total Investments		<u>435,607.99</u>	<u>420,183.72</u>
Other Assets			
Sundry Debtors		0.00	38,076.86
Reinvestment Residual Account		79.63	90.37
ANZ V2 plus Account		85,224.91	160,555.76
Distributions Receivable		242.73	617.18
Income Tax Refundable		8,412.96	17,845.88
Total Other Assets		<u>93,960.23</u>	<u>217,186.05</u>
Total Assets		<u>529,568.22</u>	<u>637,369.77</u>
Net assets available to pay benefits		<u>529,568.22</u>	<u>637,369.77</u>
Represented by:			
Liability for accrued benefits allocated to members' accounts			
	5, 6		
Lynch, Michael - Accumulation		0.00	119,014.88
Lynch, Lynnette - Accumulation		0.00	518,354.89
Lynch, Lynnette - Pension (Account Based Pension 3)		431,701.86	0.00
Lynch, Lynnette - Pension (Account Based Pension 4)		97,866.36	0.00
Total Liability for accrued benefits allocated to members' accounts		<u>529,568.22</u>	<u>637,369.77</u>

Refer to compilation report

Detailed Statement of Financial Position

As at 30 June 2020

	Note	2020 \$	2019 \$
Assets			
Investments			
Shares in Listed Companies (Australian)	2		
BHP Group Limited		21,492.00	24,696.00
Cokal Limited		5,784.99	7,268.32
Commonwealth Bank Of Australia.		69,420.00	82,780.00
Icon Energy Limited		800.00	1,400.00
Kingston Resources Limited		765.00	585.00
Link Administration Holdings Limited		12,300.00	0.00
Macquarie Group Limited		97,845.00	0.00
Midway Limited		0.00	20,700.00
National Australia Bank Limited		53,566.80	78,556.80
Oil Search Limited		0.00	14,140.00
RIO Tinto Limited		14,204.20	14,007.60
Telstra Corporation Limited.		43,820.00	53,900.00
The A2 Milk Company Limited		18,660.00	0.00
Westpac Banking Corporation		44,875.00	70,900.00
Woodside Petroleum Ltd		10,825.00	0.00
Units in Listed Unit Trusts (Australian)	3		
Nb Global Corporate Income Trust		41,250.00	51,250.00
Total Investments		<u>435,607.99</u>	<u>420,183.72</u>
Other Assets			
Bank Accounts	4		
ANZ V2 plus Account		85,224.91	160,555.76
Distributions Receivable			
Nb Global Corporate Income Trust		242.73	617.18
Reinvestment Residual Account			
RIO Tinto Limited		63.36	74.10
Woolworths Group Limited		16.27	16.27
Sundry Debtors		0.00	38,076.86
Income Tax Refundable		8,412.96	17,845.88
Total Other Assets		<u>93,960.23</u>	<u>217,186.05</u>
Total Assets		<u>529,568.22</u>	<u>637,369.77</u>
Net assets available to pay benefits		<u>529,568.22</u>	<u>637,369.77</u>

Refer to compilation report

LYNCH SUPERANNUATION FUND

Detailed Statement of Financial Position

As at 30 June 2020



	Note	2020	2019
		\$	\$
Represented By :			
Liability for accrued benefits allocated to members' accounts	5, 6		
Lynch, Michael - Accumulation		0.00	119,014.88
Lynch, Lynnette - Accumulation		0.00	518,354.89
Lynch, Lynnette - Pension (Account Based Pension 3)		431,701.86	0.00
Lynch, Lynnette - Pension (Account Based Pension 4)		97,866.36	0.00
Total Liability for accrued benefits allocated to members' accounts		<u>529,568.22</u>	<u>637,369.77</u>

Refer to compilation report

LYNCH SUPERANNUATION FUND

General Ledger

As at 30 June 2020



Transaction Date	Description	Units	Debit	Credit	Balance \$
Distributions Received (23800)					
<u>Nb Global Corporate Income Trust (NBI.AX)</u>					
09/08/2019	NB Global Corp			224.77	224.77 CR
10/09/2019	NB Global Corp			224.77	449.54 CR
10/10/2019	NB Global			224.77	674.31 CR
11/11/2019	NB Global			224.77	899.08 CR
11/12/2019	NB Global			224.77	1,123.85 CR
10/01/2020	NB Global corp			224.77	1,348.62 CR
11/02/2020	NB Global			224.77	1,573.39 CR
06/03/2020	NB Global			224.77	1,798.16 CR
09/04/2020	NB Global			224.77	2,022.93 CR
11/05/2020	NB Global			224.77	2,247.70 CR
10/06/2020	NB global			224.77	2,472.47 CR
30/06/2020	June distribution receivable			242.73	2,715.20 CR
30/06/2020	June Tax Statement NB				2,715.20 CR
			0.00	2,715.20	2,715.20 CR
Dividends Received (23900)					
<u>BHP Group Limited (BHP.AX)</u>					
25/09/2019	BHP Div			682.22	682.22 CR
24/03/2020	BHP div			596.42	1,278.64 CR
				1,278.64	1,278.64 CR
<u>Commonwealth Bank Of Australia. (CBA.AX)</u>					
26/09/2019	CBA Dividend			2,310.00	2,310.00 CR
31/03/2020	CBA div			2,000.00	4,310.00 CR
				4,310.00	4,310.00 CR
<u>Link Administration Holdings Limited (LNK.AX)</u>					
09/04/2020	Link div			195.00	195.00 CR
				195.00	195.00 CR
<u>Macquarie Group Limited (MQG.AX)</u>					
17/02/2020	MQG Div			763.50	763.50 CR
				763.50	763.50 CR
<u>Midway Limited (MWY.AX)</u>					
28/10/2019	Midway			540.00	540.00 CR
				540.00	540.00 CR
<u>National Australia Bank Limited (NAB.AX)</u>					
03/07/2019	NAB div			2,440.20	2,440.20 CR
12/12/2019	NAB Div			2,440.20	4,880.40 CR
				4,880.40	4,880.40 CR
<u>Oil Search Limited (OSH.AX)</u>					
24/09/2019	OSH Div			146.66	146.66 CR
				146.66	146.66 CR
<u>RIO Tinto Limited (RIO.AX)</u>					
19/09/2019	307.58C FR@30%; 88.5C SPECIAL; DRP			415.23	415.23 CR
16/04/2020	AUD 3.4974 FRANKED, 30% CTR, DRP NIL DISC			489.64	904.87 CR

LYNCH SUPERANNUATION FUND

General Ledger



As at 30 June 2020

Transaction Date	Description	Units	Debit	Credit	Balance \$
				904.87	904.87 CR
	<u>Telstra Corporation Limited. (TLS.AX)</u>				
26/09/2019	Telstra Div			1,120.00	1,120.00 CR
27/03/2020	Telstra			1,120.00	2,240.00 CR
				2,240.00	2,240.00 CR
	<u>Westpac Banking Corporation (WBC.AX)</u>				
20/12/2019	WBC Div			2,000.00	2,000.00 CR
				2,000.00	2,000.00 CR
	<u>Woodside Petroleum Ltd (WPL.AX)</u>				
20/03/2020	Woodside			415.66	415.66 CR
				415.66	415.66 CR
	Changes in Market Values of Investments (24700)				
	<u>Changes in Market Values of Investments (24700)</u>				
23/09/2019	Sell Midway Buy MQG SPP (MWY.AX)			1,497.60	1,497.60 CR
23/09/2019	Unrealised Gain writeback as at 23/09/2019 (MWY.AX)		6,102.00		4,604.40 DR
03/12/2019	Oz Minerals (OZL.AX)			1,244.44	3,359.96 DR
19/12/2019	Sell OSH Buy Woodside (OSH.AX)		286.72		3,646.68 DR
19/12/2019	Unrealised Gain writeback as at 19/12/2019 (OSH.AX)			843.26	2,803.42 DR
11/05/2020	Revaluation - 11/05/2020 @ \$31.550000 (System Price) - 600.000000 Units on hand (BHP.AX)		5,766.00		8,569.42 DR
11/05/2020	Revaluation - 11/05/2020 @ \$22.370000 (System Price) - 500.000000 Units on hand (WPL.AX)		6,783.72		15,353.14 DR
11/05/2020	Revaluation - 11/05/2020 @ \$60.140000 (System Price) - 1,000.000000 Units on hand (CBA.AX)		22,640.00		37,993.14 DR
11/05/2020	Revaluation - 11/05/2020 @ \$0.035000 (System Price) - 148,333.000000 Units on hand (CKA.AX)		2,076.66		40,069.80 DR
11/05/2020	Revaluation - 11/05/2020 @ \$0.165000 (System Price) - 4,500.000000 Units on hand (KSN.AX)			157.50	39,912.30 DR
11/05/2020	Revaluation - 11/05/2020 @ \$18.000000 (System Price) - 1,000.000000 Units on hand (A2M.AX)			3,108.01	36,804.29 DR
11/05/2020	Revaluation - 08/05/2020 @ \$0.010000 (System Price) - 100,000.000000 Units on hand (ICN.AX)		400.00		37,204.29 DR
11/05/2020	Revaluation - 11/05/2020 @ \$1.600000 (System Price) - 25,000.000000 Units on hand (NBI.AX)		11,250.00		48,454.29 DR
11/05/2020	Revaluation - 11/05/2020 @ \$3.070000 (System Price) - 14,000.000000 Units on hand (TLS.AX)		10,920.00		59,374.29 DR
11/05/2020	Revaluation - 11/05/2020 @ \$111.540000 (System Price) - 825.000000 Units on hand (MQG.AX)			2,008.07	57,366.22 DR
11/05/2020	Revaluation - 11/05/2020 @		31,575.60		88,941.82 DR

LYNCH SUPERANNUATION FUND

General Ledger



As at 30 June 2020

Transaction Date	Description	Units	Debit	Credit	Balance \$
	\$15.980000 (System Price) - 2,940.000000 Units on hand (NAB.AX)				
11/05/2020	Revaluation - 11/05/2020 @ \$3.650000 (System Price) - 3,000.000000 Units on hand (LNK.AX)		6,507.00		95,448.82 DR
11/05/2020	Revaluation - 11/05/2020 @ \$83.990000 (System Price) - 145.000000 Units on hand (RIO.AX)		2,744.66		98,193.48 DR
11/05/2020	Revaluation - 11/05/2020 @ \$15.630000 (System Price) - 2,500.000000 Units on hand (WBC.AX)		31,825.00		130,018.48 DR
12/05/2020	Revaluation - 12/05/2020 @ \$30.720000 (System Price) - 600.000000 Units on hand (BHP.AX)		498.00		130,516.48 DR
12/05/2020	Revaluation - 12/05/2020 @ \$22.080000 (System Price) - 500.000000 Units on hand (WPL.AX)		145.00		130,661.48 DR
12/05/2020	Revaluation - 12/05/2020 @ \$59.710000 (System Price) - 1,000.000000 Units on hand (CBA.AX)		430.00		131,091.48 DR
12/05/2020	Revaluation - 12/05/2020 @ \$0.037000 (System Price) - 148,333.000000 Units on hand (CKA.AX)			296.66	130,794.82 DR
12/05/2020	Revaluation - 12/05/2020 @ \$0.170000 (System Price) - 4,500.000000 Units on hand (KSN.AX)			22.50	130,772.32 DR
12/05/2020	Revaluation - 12/05/2020 @ \$18.010000 (System Price) - 1,000.000000 Units on hand (A2M.AX)			10.00	130,762.32 DR
12/05/2020	Revaluation - 12/05/2020 @ \$0.011000 (System Price) - 100,000.000000 Units on hand (ICN.AX)			100.00	130,662.32 DR
12/05/2020	Revaluation - 12/05/2020 @ \$1.565000 (System Price) - 25,000.000000 Units on hand (NBI.AX)		875.00		131,537.32 DR
12/05/2020	Revaluation - 12/05/2020 @ \$3.090000 (System Price) - 14,000.000000 Units on hand (TLS.AX)			280.00	131,257.32 DR
12/05/2020	Revaluation - 12/05/2020 @ \$107.010000 (System Price) - 825.000000 Units on hand (MQG.AX)		3,737.25		134,994.57 DR
12/05/2020	Revaluation - 12/05/2020 @ \$15.520000 (System Price) - 2,940.000000 Units on hand (NAB.AX)		1,352.40		136,346.97 DR
12/05/2020	Revaluation - 12/05/2020 @ \$3.620000 (System Price) - 3,000.000000 Units on hand (LNK.AX)		90.00		136,436.97 DR
12/05/2020	Revaluation - 12/05/2020 @ \$82.600000 (System Price) - 145.000000 Units on hand (RIO.AX)		201.55		136,638.52 DR
12/05/2020	Revaluation - 12/05/2020 @ \$15.230000 (System Price) - 2,500.000000 Units on hand (WBC.AX)		1,000.00		137,638.52 DR
30/06/2020	Revaluation - 30/06/2020 @			3,060.00	134,578.52 DR

LYNCH SUPERANNUATION FUND

General Ledger



As at 30 June 2020

Transaction Date	Description	Units	Debit	Credit	Balance \$
	\$35.820000 (System Price) - 600.000000 Units on hand (BHP.AX)				
30/06/2020	Revaluation - 30/06/2020 @ \$21.650000 (System Price) - 500.000000 Units on hand (WPL.AX)		215.00		134,793.52 DR
30/06/2020	Revaluation - 30/06/2020 @ \$69.420000 (System Price) - 1,000.000000 Units on hand (CBA.AX)			9,710.00	125,083.52 DR
30/06/2020	Revaluation - 30/06/2020 @ \$0.039000 (System Price) - 148,333.000000 Units on hand (CKA.AX)			296.67	124,786.85 DR
30/06/2020	Revaluation - 30/06/2020 @ \$18.660000 (System Price) - 1,000.000000 Units on hand (A2M.AX)			650.00	124,136.85 DR
30/06/2020	Revaluation - 30/06/2020 @ \$0.008000 (System Price) - 100,000.000000 Units on hand (ICN.AX)		300.00		124,436.85 DR
30/06/2020	Revaluation - 30/06/2020 @ \$1.650000 (System Price) - 25,000.000000 Units on hand (NBI.AX)			2,125.00	122,311.85 DR
30/06/2020	Revaluation - 30/06/2020 @ \$3.130000 (System Price) - 14,000.000000 Units on hand (TLS.AX)			560.00	121,751.85 DR
30/06/2020	Revaluation - 30/06/2020 @ \$118.600000 (System Price) - 825.000000 Units on hand (MQG.AX)			9,561.75	112,190.10 DR
30/06/2020	Revaluation - 30/06/2020 @ \$18.220000 (System Price) - 2,940.000000 Units on hand (NAB.AX)			7,938.00	104,252.10 DR
30/06/2020	Revaluation - 30/06/2020 @ \$4.100000 (System Price) - 3,000.000000 Units on hand (LNK.AX)			1,440.00	102,812.10 DR
30/06/2020	Revaluation - 30/06/2020 @ \$97.960000 (System Price) - 145.000000 Units on hand (RIO.AX)			2,227.20	100,584.90 DR
30/06/2020	Revaluation - 30/06/2020 @ \$17.950000 (System Price) - 2,500.000000 Units on hand (WBC.AX)			6,800.00	93,784.90 DR
			147,721.56	53,936.66	93,784.90 DR
Interest Received (25000)					
ANZ V2 plus Account (ANZ8153)					
01/07/2019	Interest			95.38	95.38 CR
01/10/2019	Interest			64.47	159.85 CR
01/01/2020	Interest			42.34	202.19 CR
01/04/2020	Interest			30.70	232.89 CR
				232.89	232.89 CR
Accountancy Fees (30100)					
Accountancy Fees (30100)					
06/04/2020	Withdrawal - cleave accounting		3,025.00		3,025.00 DR
			3,025.00		3,025.00 DR
ATO Supervisory Levy (30400)					

LYNCH SUPERANNUATION FUND

General Ledger



As at 30 June 2020

Transaction Date	Description	Units	Debit	Credit	Balance \$
ATO Supervisory Levy (30400)					
15/04/2020	ATO refund		259.00		259.00 DR
			259.00		259.00 DR
Auditor's Remuneration (30700)					
<u>Auditor's Remuneration (30700)</u>					
06/04/2020	Withdrawal - cleave accounting		605.00		605.00 DR
			605.00		605.00 DR
Life Insurance Premiums (39000)					
<u>(Life Insurance Premiums) Lynch, Lynnette - Pension (Account Based Pension 3) (LYNLYN00004P)</u>					
18/02/2020	Metlife Insurance		2,544.52		2,544.52 DR
			2,544.52		2,544.52 DR
<u>(Life Insurance Premiums) Lynch, Michael - Pension (Account Based Pension 3) (LYNMIC00012P)</u>					
18/02/2020	Metlife Insurance		4,893.56		4,893.56 DR
			4,893.56		4,893.56 DR
Pensions Paid (41600)					
<u>(Pensions Paid) Lynch, Lynnette - Pension (Account Based Pension 3) (LYNLYN00004P)</u>					
06/04/2020	Pension		15,930.00		15,930.00 DR
15/06/2020	Pension and reimburse remainder of life insurance		11,758.35		27,688.35 DR
			27,688.35		27,688.35 DR
<u>(Pensions Paid) Lynch, Lynnette - Pension (Account Based Pension 4) (LYNLYN00007P)</u>					
15/06/2020	Pension and reimburse remainder of life insurance		310.00		310.00 DR
			310.00		310.00 DR
<u>(Pensions Paid) Lynch, Michael - Pension (Account Based Pension 3) (LYNMIC00012P)</u>					
06/04/2020	Pension		2,980.00		2,980.00 DR
			2,980.00		2,980.00 DR
Income Tax Expense (48500)					
<u>Income Tax Expense (48500)</u>					
11/05/2020	Create Entries - Franking Credits Adjustment - 11/05/2020			7,366.96	7,366.96 CR
11/05/2020	Create Entries - TFN Credits Adjustment - 11/05/2020			299.00	7,665.96 CR
				7,665.96	7,665.96 CR
Profit/Loss Allocation Account (49000)					
<u>Profit/Loss Allocation Account (49000)</u>					
18/02/2020	System Member Journals			2,544.52	2,544.52 CR
18/02/2020	System Member Journals			4,893.56	7,438.08 CR
06/04/2020	System Member Journals			2,980.00	10,418.08 CR
06/04/2020	System Member Journals			15,930.00	26,348.08 CR
11/05/2020	Create Entries - Profit/Loss Allocation - 11/05/2020			19,668.38	46,016.46 CR
11/05/2020	Create Entries - Profit/Loss Allocation - 11/05/2020			86,417.82	132,434.28 CR
12/05/2020	Create Entries - Profit/Loss Allocation - 12/05/2020			6,239.29	138,673.57 CR
12/05/2020	Create Entries - Profit/Loss Allocation - 12/05/2020			1,380.75	140,054.32 CR
15/06/2020	System Member Journals			11,758.35	151,812.67 CR

LYNCH SUPERANNUATION FUND

General Ledger



As at 30 June 2020

Transaction Date	Description	Units	Debit	Credit	Balance \$
15/06/2020	System Member Journals			310.00	152,122.67 CR
30/06/2020	June Tax Statement NB				152,122.67 CR
30/06/2020	Create Entries - Profit/Loss Allocation - 30/06/2020		36,236.95		115,885.72 CR
30/06/2020	Create Entries - Profit/Loss Allocation - 30/06/2020		8,084.17		107,801.55 CR
			44,321.12	152,122.67	107,801.55 CR
Opening Balance (50010)					
<u>(Opening Balance) Lynch, Lynnette - Accumulation (LYNLYN00001A)</u>					
01/07/2019	Opening Balance				22,295.93 CR
01/07/2019	Close Period Journal			496,058.96	518,354.89 CR
				496,058.96	518,354.89 CR
<u>(Opening Balance) Lynch, Lynnette - Pension (Account Based Pension) (LYNLYN00002P)</u>					
01/07/2019	Opening Balance				389,823.35 CR
01/07/2019	Close Period Journal		389,823.35		0.00 DR
			389,823.35		0.00 DR
<u>(Opening Balance) Lynch, Lynnette - Pension (Account Based Pension 2) (LYNLYN00003P)</u>					
01/07/2019	Opening Balance				54,681.79 CR
01/07/2019	Close Period Journal		54,681.79		0.00 DR
			54,681.79		0.00 DR
<u>(Opening Balance) Lynch, Michael - Accumulation (LYNMIC00003A)</u>					
01/07/2019	Opening Balance				22,295.93 CR
01/07/2019	Close Period Journal			96,718.95	119,014.88 CR
				96,718.95	119,014.88 CR
<u>(Opening Balance) Lynch, Michael - Pension (Account Based Pension) (LYNMIC00009P)</u>					
01/07/2019	Opening Balance				60,719.72 CR
01/07/2019	Close Period Journal		60,719.72		0.00 DR
			60,719.72		0.00 DR
<u>(Opening Balance) Lynch, Michael - Pension (Account Based Pension 2) (LYNMIC00011P)</u>					
01/07/2019	Opening Balance				27,233.05 CR
01/07/2019	Close Period Journal		27,233.05		0.00 DR
			27,233.05		0.00 DR
Share of Profit/(Loss) (53100)					
<u>(Share of Profit/(Loss)) Lynch, Lynnette - Accumulation (LYNLYN00001A)</u>					
01/07/2019	Opening Balance				60,214.68 CR
01/07/2019	Close Period Journal		60,214.68		0.00 DR
			60,214.68		0.00 DR
<u>(Share of Profit/(Loss)) Lynch, Lynnette - Pension (Account Based Pension 3) (LYNLYN00004P)</u>					
11/05/2020	Create Entries - Profit/Loss Allocation - 11/05/2020		86,417.82		86,417.82 DR
12/05/2020	Create Entries - Profit/Loss Allocation - 12/05/2020		6,239.29		92,657.11 DR
30/06/2020	Create Entries - Profit/Loss Allocation - 30/06/2020			36,236.95	56,420.16 DR
			92,657.11	36,236.95	56,420.16 DR
<u>(Share of Profit/(Loss)) Lynch, Lynnette - Pension (Account Based Pension 4) (LYNLYN00007P)</u>					
12/05/2020	Create Entries - Profit/Loss Allocation - 12/05/2020		1,380.75		1,380.75 DR

LYNCH SUPERANNUATION FUND

General Ledger



As at 30 June 2020

Transaction Date	Description	Units	Debit	Credit	Balance \$
30/06/2020	Create Entries - Profit/Loss Allocation - 30/06/2020			8,084.17	6,703.42 CR
			1,380.75	8,084.17	6,703.42 CR
<u>(Share of Profit/(Loss)) Lynch, Michael - Accumulation (LYNMIC00003A)</u>					
01/07/2019	Opening Balance				14,005.69 CR
01/07/2019	Close Period Journal		14,005.69		0.00 DR
			14,005.69		0.00 DR
<u>(Share of Profit/(Loss)) Lynch, Michael - Pension (Account Based Pension 3) (LYNMIC00012P)</u>					
11/05/2020	Create Entries - Profit/Loss Allocation - 11/05/2020		19,668.38		19,668.38 DR
			19,668.38		19,668.38 DR
Income Tax (53330)					
<u>(Income Tax) Lynch, Lynnette - Accumulation (LYNLYN00001A)</u>					
01/07/2019	Opening Balance				6,428.03 DR
01/07/2019	Close Period Journal			6,428.03	0.00 DR
				6,428.03	0.00 DR
<u>(Income Tax) Lynch, Michael - Accumulation (LYNMIC00003A)</u>					
01/07/2019	Opening Balance				926.02 DR
01/07/2019	Close Period Journal			926.02	0.00 DR
				926.02	0.00 DR
Life Insurance Premiums (53920)					
<u>(Life Insurance Premiums) Lynch, Lynnette - Accumulation (LYNLYN00001A)</u>					
01/07/2019	Opening Balance				2,232.83 DR
01/07/2019	Close Period Journal			2,232.83	0.00 DR
				2,232.83	0.00 DR
<u>(Life Insurance Premiums) Lynch, Lynnette - Pension (Account Based Pension 3) (LYNLYN00004P)</u>					
18/02/2020	System Member Journals		2,544.52		2,544.52 DR
			2,544.52		2,544.52 DR
<u>(Life Insurance Premiums) Lynch, Michael - Accumulation (LYNMIC00003A)</u>					
01/07/2019	Opening Balance				4,313.49 DR
01/07/2019	Close Period Journal			4,313.49	0.00 DR
				4,313.49	0.00 DR
<u>(Life Insurance Premiums) Lynch, Michael - Pension (Account Based Pension 3) (LYNMIC00012P)</u>					
18/02/2020	System Member Journals		4,893.56		4,893.56 DR
			4,893.56		4,893.56 DR
Pensions Paid (54160)					
<u>(Pensions Paid) Lynch, Lynnette - Pension (Account Based Pension 3) (LYNLYN00004P)</u>					
06/04/2020	System Member Journals		15,930.00		15,930.00 DR
15/06/2020	System Member Journals		11,758.35		27,688.35 DR
			27,688.35		27,688.35 DR
<u>(Pensions Paid) Lynch, Lynnette - Pension (Account Based Pension 4) (LYNLYN00007P)</u>					
15/06/2020	System Member Journals		310.00		310.00 DR
			310.00		310.00 DR
<u>(Pensions Paid) Lynch, Michael - Pension (Account Based Pension 3) (LYNMIC00012P)</u>					
06/04/2020	System Member Journals		2,980.00		2,980.00 DR

LYNCH SUPERANNUATION FUND

General Ledger



As at 30 June 2020

Transaction Date	Description	Units	Debit	Credit	Balance \$
			2,980.00		2,980.00 DR
Internal Transfers In (56100)					
<u>(Internal Transfers In) Lynch, Lynnette - Accumulation (LYNLYN00001A)</u>					
01/07/2019	Opening Balance				444,505.14 CR
01/07/2019	Close Period Journal		444,505.14		0.00 DR
12/05/2020	Internal Transfer			91,472.94	91,472.94 CR
			444,505.14	91,472.94	91,472.94 CR
<u>(Internal Transfers In) Lynch, Lynnette - Pension (Account Based Pension 3) (LYNLYN00004P)</u>					
01/07/2019	New Pension Member			518,354.89	518,354.89 CR
				518,354.89	518,354.89 CR
<u>(Internal Transfers In) Lynch, Lynnette - Pension (Account Based Pension 4) (LYNLYN00007P)</u>					
12/05/2020	New Pension Member			91,472.94	91,472.94 CR
				91,472.94	91,472.94 CR
<u>(Internal Transfers In) Lynch, Michael - Accumulation (LYNMIC00003A)</u>					
01/07/2019	Opening Balance				87,952.77 CR
01/07/2019	Close Period Journal		87,952.77		0.00 DR
			87,952.77		0.00 DR
<u>(Internal Transfers In) Lynch, Michael - Pension (Account Based Pension 3) (LYNMIC00012P)</u>					
01/07/2019	New Pension Member			119,014.88	119,014.88 CR
				119,014.88	119,014.88 CR
Internal Transfers Out (57100)					
<u>(Internal Transfers Out) Lynch, Lynnette - Accumulation (LYNLYN00001A)</u>					
01/07/2019	New Pension Member		518,354.89		518,354.89 DR
12/05/2020	New Pension Member		91,472.94		609,827.83 DR
			609,827.83		609,827.83 DR
<u>(Internal Transfers Out) Lynch, Lynnette - Pension (Account Based Pension) (LYNLYN00002P)</u>					
01/07/2019	Opening Balance				389,823.35 DR
01/07/2019	Close Period Journal			389,823.35	0.00 DR
				389,823.35	0.00 DR
<u>(Internal Transfers Out) Lynch, Lynnette - Pension (Account Based Pension 2) (LYNLYN00003P)</u>					
01/07/2019	Opening Balance				54,681.79 DR
01/07/2019	Close Period Journal			54,681.79	0.00 DR
				54,681.79	0.00 DR
<u>(Internal Transfers Out) Lynch, Michael - Accumulation (LYNMIC00003A)</u>					
01/07/2019	New Pension Member		119,014.88		119,014.88 DR
			119,014.88		119,014.88 DR
<u>(Internal Transfers Out) Lynch, Michael - Pension (Account Based Pension) (LYNMIC00009P)</u>					
01/07/2019	Opening Balance				60,719.72 DR
01/07/2019	Close Period Journal			60,719.72	0.00 DR
				60,719.72	0.00 DR
<u>(Internal Transfers Out) Lynch, Michael - Pension (Account Based Pension 2) (LYNMIC00011P)</u>					
01/07/2019	Opening Balance				27,233.05 DR
01/07/2019	Close Period Journal			27,233.05	0.00 DR
				27,233.05	0.00 DR

LYNCH SUPERANNUATION FUND

General Ledger

As at 30 June 2020



Transaction Date	Description	Units	Debit	Credit	Balance \$
<u>(Internal Transfers Out) Lynch, Michael - Pension (Account Based Pension 3) (LYNMIC00012P)</u>					
12/05/2020	Internal Transfer		91,472.94		91,472.94 DR
			91,472.94		91,472.94 DR
Bank Accounts (60400)					
<u>ANZ V2 plus Account (ANZ8153)</u>					
01/07/2019	Opening Balance				160,555.76 DR
01/07/2019	Interest		95.38		160,651.14 DR
03/07/2019	NAB div		2,440.20		163,091.34 DR
09/07/2019	NB global corp		617.18		163,708.52 DR
10/07/2019	Macquarie Share Purchase			1,125.68	162,582.84 DR
08/08/2019	Ozminerals Purchase			9,387.33	153,195.51 DR
09/08/2019	NB Global Corp		224.77		153,420.28 DR
10/09/2019	NB Global Corp		224.77		153,645.05 DR
16/09/2019	Credit from morgans		76.86		153,721.91 DR
23/09/2019	Sell Midway Buy MQG SPP		1,095.60		154,817.51 DR
24/09/2019	OSH Div		146.66		154,964.17 DR
25/09/2019	BHP Div		682.22		155,646.39 DR
26/09/2019	Telstra Div		1,120.00		156,766.39 DR
26/09/2019	CBA Dividend		2,310.00		159,076.39 DR
01/10/2019	Interest		64.47		159,140.86 DR
10/10/2019	NB Global		224.77		159,365.63 DR
25/10/2019	ATO payment			249.00	159,116.63 DR
28/10/2019	Midway		540.00		159,656.63 DR
11/11/2019	NB Global		224.77		159,881.40 DR
03/12/2019	Oz Minerals		10,631.77		170,513.17 DR
06/12/2019	Buy A2 Milk			14,891.99	155,621.18 DR
11/12/2019	NB Global		224.77		155,845.95 DR
12/12/2019	NAB Div		2,440.20		158,286.15 DR
19/12/2019	Sell OSH Buy Woodside			3,272.18	155,013.97 DR
20/12/2019	WBC Div		2,000.00		157,013.97 DR
01/01/2020	Interest		42.34		157,056.31 DR
10/01/2020	NB Global corp		224.77		157,281.08 DR
28/01/2020				12,607.00	144,674.08 DR
11/02/2020	NB Global		224.77		144,898.85 DR
17/02/2020	MQG Div		763.50		145,662.35 DR
18/02/2020	Metlife Insurance			6,546.43	139,115.92 DR
02/03/2020	buy Ink			4,850.00	134,265.92 DR
06/03/2020	NB Global		224.77		134,490.69 DR
20/03/2020	Woodside		415.66		134,906.35 DR
24/03/2020	BHP div		596.42		135,502.77 DR
27/03/2020	Telstra		1,120.00		136,622.77 DR
31/03/2020	CBA div		2,000.00		138,622.77 DR
01/04/2020	Interest		30.70		138,653.47 DR
02/04/2020	Morgans - buy macquarie			35,886.75	102,766.72 DR
06/04/2020	Withdrawal - cleave accounting			3,630.00	99,136.72 DR
06/04/2020	Pension			18,910.00	80,226.72 DR
09/04/2020	Link div		195.00		80,421.72 DR

LYNCH SUPERANNUATION FUND

General Ledger



As at 30 June 2020

Transaction Date	Description	Units	Debit	Credit	Balance \$
09/04/2020	NB Global		224.77		80,646.49 DR
15/04/2020	ATO refund		17,337.88		97,984.37 DR
27/04/2020	ATO payment			249.00	97,735.37 DR
11/05/2020	NB Global		224.77		97,960.14 DR
10/06/2020	NB global		224.77		98,184.91 DR
15/06/2020	Pension and reimburse remainder of life insurance			12,960.00	85,224.91 DR
			49,234.51	124,565.36	85,224.91 DR

Distributions Receivable (61800)Nb Global Corporate Income Trust (NBI.AX)

01/07/2019	Opening Balance				617.18 DR
09/07/2019	NB global corp			617.18	0.00 DR
30/06/2020	June distribution receivable		242.73		242.73 DR
			242.73	617.18	242.73 DR

Reinvestment Residual Account (62550)RIO Tinto Limited (RIO.AX)

01/07/2019	Opening Balance				74.10 DR
19/09/2019	307.58C FR@30%; 88.5C SPECIAL; DRP		24.07		98.17 DR
19/09/2019	307.58C FR@30%; 88.5C SPECIAL; DRP			74.10	24.07 DR
16/04/2020	AUD 3.4974 FRANKED, 30% CTR, DRP NIL DISC		63.36		87.43 DR
16/04/2020	AUD 3.4974 FRANKED, 30% CTR, DRP NIL DISC			24.07	63.36 DR
			87.43	98.17	63.36 DR

Woolworths Group Limited (WOW.AX)

01/07/2019	Opening Balance				16.27 DR
					16.27 DR

Sundry Debtors (68000)Sundry Debtors (68000)

01/07/2019	Opening Balance				38,076.86 DR
10/07/2019	Macquarie Share Purchase			38,076.86	0.00 DR
10/07/2019	Macquarie Share Purchase		76.86		76.86 DR
16/09/2019	Credit from morgans			76.86	0.00 DR
			76.86	38,153.72	0.00 DR

Shares in Listed Companies (Australian) (77600)The A2 Milk Company Limited (A2M.AX1)

06/12/2019	Buy A2 Milk	1,000.00	14,891.99		14,891.99 DR
11/05/2020	Revaluation - 11/05/2020 @ \$18.000000 (System Price) - 1,000.000000 Units on hand		3,108.01		18,000.00 DR
12/05/2020	Revaluation - 12/05/2020 @ \$18.010000 (System Price) - 1,000.000000 Units on hand		10.00		18,010.00 DR
30/06/2020	Revaluation - 30/06/2020 @ \$18.660000 (System Price) - 1,000.000000 Units on hand		650.00		18,660.00 DR
		1,000.00	18,660.00		18,660.00 DR

BHP Group Limited (BHP.AX)

01/07/2019	Opening Balance	600.00			24,696.00 DR
------------	-----------------	--------	--	--	--------------

LYNCH SUPERANNUATION FUND

General Ledger



As at 30 June 2020

Transaction Date	Description	Units	Debit	Credit	Balance \$
11/05/2020	Revaluation - 11/05/2020 @ \$31.550000 (System Price) - 600.000000 Units on hand			5,766.00	18,930.00 DR
12/05/2020	Revaluation - 12/05/2020 @ \$30.720000 (System Price) - 600.000000 Units on hand			498.00	18,432.00 DR
30/06/2020	Revaluation - 30/06/2020 @ \$35.820000 (System Price) - 600.000000 Units on hand		3,060.00		21,492.00 DR
		600.00	3,060.00	6,264.00	21,492.00 DR
<u>Commonwealth Bank Of Australia. (CBA.AX)</u>					
01/07/2019	Opening Balance	1,000.00			82,780.00 DR
11/05/2020	Revaluation - 11/05/2020 @ \$60.140000 (System Price) - 1,000.000000 Units on hand			22,640.00	60,140.00 DR
12/05/2020	Revaluation - 12/05/2020 @ \$59.710000 (System Price) - 1,000.000000 Units on hand			430.00	59,710.00 DR
30/06/2020	Revaluation - 30/06/2020 @ \$69.420000 (System Price) - 1,000.000000 Units on hand		9,710.00		69,420.00 DR
		1,000.00	9,710.00	23,070.00	69,420.00 DR
<u>Cokal Limited (CKA.AX)</u>					
01/07/2019	Opening Balance	148,333.00			7,268.32 DR
11/05/2020	Revaluation - 11/05/2020 @ \$0.035000 (System Price) - 148,333.000000 Units on hand			2,076.66	5,191.66 DR
12/05/2020	Revaluation - 12/05/2020 @ \$0.037000 (System Price) - 148,333.000000 Units on hand		296.66		5,488.32 DR
30/06/2020	Revaluation - 30/06/2020 @ \$0.039000 (System Price) - 148,333.000000 Units on hand		296.67		5,784.99 DR
		148,333.00	593.33	2,076.66	5,784.99 DR
<u>Icon Energy Limited (ICN.AX)</u>					
01/07/2019	Opening Balance	100,000.00			1,400.00 DR
11/05/2020	Revaluation - 08/05/2020 @ \$0.010000 (System Price) - 100,000.000000 Units on hand			400.00	1,000.00 DR
12/05/2020	Revaluation - 12/05/2020 @ \$0.011000 (System Price) - 100,000.000000 Units on hand		100.00		1,100.00 DR
30/06/2020	Revaluation - 30/06/2020 @ \$0.008000 (System Price) - 100,000.000000 Units on hand			300.00	800.00 DR
		100,000.00	100.00	700.00	800.00 DR
<u>Kingston Resources Limited (KSN.AX)</u>					
01/07/2019	Opening Balance	45,000.00			585.00 DR
11/11/2019	1 for 10 share consolidation of KSN.AX	(40,500.00)			585.00 DR
11/05/2020	Revaluation - 11/05/2020 @ \$0.165000 (System Price) - 4,500.000000 Units on hand		157.50		742.50 DR
12/05/2020	Revaluation - 12/05/2020 @ \$0.170000 (System Price) - 4,500.000000 Units on hand		22.50		765.00 DR
		4,500.00	180.00		765.00 DR
<u>Link Administration Holdings Limited (LNK.AX)</u>					
28/01/2020		2,000.00	12,607.00		12,607.00 DR
02/03/2020	buy lnk	1,000.00	4,850.00		17,457.00 DR

LYNCH SUPERANNUATION FUND

General Ledger



As at 30 June 2020

Transaction Date	Description	Units	Debit	Credit	Balance \$
11/05/2020	Revaluation - 11/05/2020 @ \$3.650000 (System Price) - 3,000.000000 Units on hand			6,507.00	10,950.00 DR
12/05/2020	Revaluation - 12/05/2020 @ \$3.620000 (System Price) - 3,000.000000 Units on hand			90.00	10,860.00 DR
30/06/2020	Revaluation - 30/06/2020 @ \$4.100000 (System Price) - 3,000.000000 Units on hand		1,440.00		12,300.00 DR
		3,000.00	18,897.00	6,597.00	12,300.00 DR
<u>Macquarie Group Limited (MQG.AX)</u>					
10/07/2019	Macquarie Share Purchase	300.00	39,125.68		39,125.68 DR
23/09/2019	Sell Midway Buy MQG SPP	125.00	15,000.00		54,125.68 DR
02/04/2020	Morgans - buy macquarie	400.00	35,886.75		90,012.43 DR
11/05/2020	Revaluation - 11/05/2020 @ \$111.540000 (System Price) - 825.000000 Units on hand		2,008.07		92,020.50 DR
12/05/2020	Revaluation - 12/05/2020 @ \$107.010000 (System Price) - 825.000000 Units on hand			3,737.25	88,283.25 DR
30/06/2020	Revaluation - 30/06/2020 @ \$118.600000 (System Price) - 825.000000 Units on hand		9,561.75		97,845.00 DR
		825.00	101,582.25	3,737.25	97,845.00 DR
<u>Midway Limited (MWY.AX)</u>					
01/07/2019	Opening Balance	6,000.00			20,700.00 DR
23/09/2019	Sell Midway Buy MQG SPP	(6,000.00)		14,598.00	6,102.00 DR
23/09/2019	Unrealised Gain writeback as at 23/09/2019			6,102.00	0.00 DR
		0.00		20,700.00	0.00 DR
<u>National Australia Bank Limited (NAB.AX)</u>					
01/07/2019	Opening Balance	2,940.00			78,556.80 DR
11/05/2020	Revaluation - 11/05/2020 @ \$15.980000 (System Price) - 2,940.000000 Units on hand			31,575.60	46,981.20 DR
12/05/2020	Revaluation - 12/05/2020 @ \$15.520000 (System Price) - 2,940.000000 Units on hand			1,352.40	45,628.80 DR
30/06/2020	Revaluation - 30/06/2020 @ \$18.220000 (System Price) - 2,940.000000 Units on hand		7,938.00		53,566.80 DR
		2,940.00	7,938.00	32,928.00	53,566.80 DR
<u>Oil Search Limited (OSH.AX)</u>					
01/07/2019	Opening Balance	2,000.00			14,140.00 DR
19/12/2019	Sell OSH Buy Woodside	(2,000.00)		14,983.26	843.26 CR
19/12/2019	Unrealised Gain writeback as at 19/12/2019			843.26	0.00 DR
		0.00	843.26	14,983.26	0.00 DR
<u>Oz Minerals Limited (OZL.AX)</u>					
08/08/2019	Ozminerals Purchase	1,000.00	9,387.33		9,387.33 DR
03/12/2019	Oz Minerals	(1,000.00)		9,387.33	0.00 DR
		0.00	9,387.33	9,387.33	0.00 DR
<u>RIO Tinto Limited (RIO.AX)</u>					
01/07/2019	Opening Balance	135.00			14,007.60 DR
19/09/2019	307.58C FR@30%; 88.5C SPECIAL; DRP	5.00	465.26		14,472.86 DR

LYNCH SUPERANNUATION FUND

General Ledger



As at 30 June 2020

Transaction Date	Description	Units	Debit	Credit	Balance \$
16/04/2020	AUD 3.4974 FRANKED, 30% CTR, DRP NIL DISC	5.00	450.35		14,923.21 DR
11/05/2020	Revaluation - 11/05/2020 @ \$83.990000 (System Price) - 145.000000 Units on hand			2,744.66	12,178.55 DR
12/05/2020	Revaluation - 12/05/2020 @ \$82.600000 (System Price) - 145.000000 Units on hand			201.55	11,977.00 DR
30/06/2020	Revaluation - 30/06/2020 @ \$97.960000 (System Price) - 145.000000 Units on hand		2,227.20		14,204.20 DR
		145.00	3,142.81	2,946.21	14,204.20 DR
<u>Telstra Corporation Limited. (TLS.AX)</u>					
01/07/2019	Opening Balance	14,000.00			53,900.00 DR
11/05/2020	Revaluation - 11/05/2020 @ \$3.070000 (System Price) - 14,000.000000 Units on hand			10,920.00	42,980.00 DR
12/05/2020	Revaluation - 12/05/2020 @ \$3.090000 (System Price) - 14,000.000000 Units on hand		280.00		43,260.00 DR
30/06/2020	Revaluation - 30/06/2020 @ \$3.130000 (System Price) - 14,000.000000 Units on hand		560.00		43,820.00 DR
		14,000.00	840.00	10,920.00	43,820.00 DR
<u>Westpac Banking Corporation (WBC.AX)</u>					
01/07/2019	Opening Balance	2,500.00			70,900.00 DR
11/05/2020	Revaluation - 11/05/2020 @ \$15.630000 (System Price) - 2,500.000000 Units on hand			31,825.00	39,075.00 DR
12/05/2020	Revaluation - 12/05/2020 @ \$15.230000 (System Price) - 2,500.000000 Units on hand			1,000.00	38,075.00 DR
30/06/2020	Revaluation - 30/06/2020 @ \$17.950000 (System Price) - 2,500.000000 Units on hand		6,800.00		44,875.00 DR
		2,500.00	6,800.00	32,825.00	44,875.00 DR
<u>Woodside Petroleum Ltd (WPL.AX)</u>					
19/12/2019	Sell OSH Buy Woodside	500.00	17,968.72		17,968.72 DR
11/05/2020	Revaluation - 11/05/2020 @ \$22.370000 (System Price) - 500.000000 Units on hand			6,783.72	11,185.00 DR
12/05/2020	Revaluation - 12/05/2020 @ \$22.080000 (System Price) - 500.000000 Units on hand			145.00	11,040.00 DR
30/06/2020	Revaluation - 30/06/2020 @ \$21.650000 (System Price) - 500.000000 Units on hand			215.00	10,825.00 DR
		500.00	17,968.72	7,143.72	10,825.00 DR
<u>Units in Listed Unit Trusts (Australian) (78200)</u>					
<u>Nb Global Corporate Income Trust (NBI.AX)</u>					
01/07/2019	Opening Balance	25,000.00			51,250.00 DR
11/05/2020	Revaluation - 11/05/2020 @ \$1.600000 (System Price) - 25,000.000000 Units on hand			11,250.00	40,000.00 DR
12/05/2020	Revaluation - 12/05/2020 @ \$1.565000 (System Price) - 25,000.000000 Units on hand			875.00	39,125.00 DR
30/06/2020	Revaluation - 30/06/2020 @ \$1.650000 (System Price) - 25,000.000000 Units on hand		2,125.00		41,250.00 DR
		25,000.00	2,125.00	12,125.00	41,250.00 DR

LYNCH SUPERANNUATION FUND

General Ledger

As at 30 June 2020



Transaction Date	Description	Units	Debit	Credit	Balance \$
Income Tax Payable/Refundable (85000)					
<u>Income Tax Payable/Refundable (85000)</u>					
01/07/2019	Opening Balance				17,845.88 DR
25/10/2019	ATO payment		249.00		18,094.88 DR
15/04/2020	ATO refund			17,845.88	249.00 DR
15/04/2020	ATO refund		249.00		498.00 DR
27/04/2020	ATO payment		249.00		747.00 DR
11/05/2020	Create Entries - Franking Credits Adjustment - 11/05/2020		7,366.96		8,113.96 DR
11/05/2020	Create Entries - TFN Credits Adjustment - 11/05/2020		299.00		8,412.96 DR
			8,412.96	17,845.88	8,412.96 DR
Sundry Creditors (88000)					
<u>Sundry Creditors (88000)</u>					
18/02/2020	Metlife Insurance			891.65	891.65 CR
15/06/2020	Pension and reimburse remainder of life insurance		891.65		0.00 DR
			891.65	891.65	0.00 DR
Total Debits:			2,606,696.46		
Total Credits:				2,606,696.46	

LYNCH SUPERANNUATION FUND
Investment Income Report

As at 30 June 2020

Investment	Total Income	Franked	Unfranked	Interest/ Other	Franking Credits	Foreign Income	Foreign Credits * 1	Assessable Income (Excl. Capital Gains) * 2	TFN Credits	Other Deductions	Distributed Capital Gains	Non-Assessable Payments
Bank Accounts												
ANZ V2 plus Account	232.89			232.89	0.00	0.00	0.00	232.89			0.00	0.00
	232.89			232.89	0.00	0.00	0.00	232.89			0.00	0.00
Shares in Listed Companies (Australian)												
BHP.AX BHP Group Limited	1,278.64	1,278.64	0.00		547.99			1,826.63		0.00		
CBA.AX Commonwealth Bank Of Australia.	4,310.00	4,310.00	0.00		1,847.14			6,157.14		0.00		
LNK.AX Link Administration Holdings Limited	195.00	195.00	0.00		83.57			278.57		0.00		
MQG.AX Macquarie Group Limited	763.50	425.00	637.50		182.14			1,244.64	299.00	0.00		
MWY.AX Midway Limited	540.00	540.00	0.00		231.43			771.43		0.00		
NAB.AX National Australia Bank Limited	4,880.40	4,880.40	0.00		2,091.60			6,972.00		0.00		
OSH.AX Oil Search Limited	146.66		146.66					146.66		0.00		
RIO.AX RIO Tinto Limited	904.87	904.87	0.00		387.81			1,292.68		0.00		
TLS.AX Telstra Corporation Limited.	2,240.00	2,240.00	0.00		960.00			3,200.00		0.00		
WBC.AX Westpac Banking Corporation	2,000.00	2,000.00	0.00		857.14			2,857.14		0.00		
WPL.AX Woodside Petroleum Ltd	415.66	415.66	0.00		178.14			593.80		0.00		
	17,674.73	17,189.57	784.16		7,366.96			25,340.69	299.00	0.00		
Units in Listed Unit Trusts (Australian)												
NBI.AX Nb Global Corporate Income Trust	2,715.20			5.43	0.00	2,709.77	1.45	2,716.65		0.00	0.00	0.00
	2,715.20			5.43	0.00	2,709.77	1.45	2,716.65		0.00	0.00	0.00
	20,622.82	17,189.57	784.16	238.32	7,366.96	2,709.77	1.45	28,290.23	299.00	0.00	0.00	0.00

Assessable Income (Excl. Capital Gains) **28,290.23**

Net Capital Gain **0.00**

Total Assessable Income 28,290.23

* 1 Includes foreign credits from foreign capital gains.

* 2 Assessable Income in the SMSF Annual Return will be different as capital gains and losses from disposals of assets have not been included.

For a breakdown of Distributed Capital Gains and Non-Assessable Payments refer to Distributions Reconciliation Report.

LYNCH SUPERANNUATION FUND
Dividend Reconciliation Report



For The Period 01 July 2019 - 30 June 2020

Date	Net Payment Received	Australian Income			Foreign Income			Withheld		
		Unfranked	Franked	Franking Credits	Foreign Income	Foreign Credits	NZ Credits	TFN Withheld	Non-Resident	LIC Deduction
Shares in Listed Companies (Australian)										
BHP.AX BHP Group Limited										
25/09/2019	682.22	0.00	682.22	292.38						
24/03/2020	596.42	0.00	596.42	255.61						
	1,278.64	0.00	1,278.64	547.99						
CBA.AX Commonwealth Bank Of Australia.										
26/09/2019	2,310.00	0.00	2,310.00	990.00						
31/03/2020	2,000.00	0.00	2,000.00	857.14						
	4,310.00	0.00	4,310.00	1,847.14						
LNK.AX Link Administration Holdings Limited										
09/04/2020	195.00	0.00	195.00	83.57						
	195.00	0.00	195.00	83.57						
MQG.AX Macquarie Group Limited										
17/02/2020	763.50	637.50	425.00	182.14				299.00		
	763.50	637.50	425.00	182.14				299.00		
MWY.AX Midway Limited										
28/10/2019	540.00	0.00	540.00	231.43						

LYNCH SUPERANNUATION FUND
Dividend Reconciliation Report



For The Period 01 July 2019 - 30 June 2020

Date	Net Payment Received	Australian Income			Foreign Income			Withheld		
		Unfranked	Franked	Franking Credits	Foreign Income	Foreign Credits	NZ Credits	TFN Withheld	Non-Resident	LIC Deduction
	540.00	0.00	540.00	231.43						
NAB.AX National Australia Bank Limited										
03/07/2019	2,440.20	0.00	2,440.20	1,045.80						
12/12/2019	2,440.20	0.00	2,440.20	1,045.80						
	4,880.40	0.00	4,880.40	2,091.60						
OSH.AX Oil Search Limited										
24/09/2019	146.66	146.66								
	146.66	146.66								
RIO.AX RIO Tinto Limited										
19/09/2019	415.23	0.00	415.23	177.96						
16/04/2020	489.64	0.00	489.64	209.85						
	904.87	0.00	904.87	387.81						
TLS.AX Telstra Corporation Limited.										
26/09/2019	1,120.00	0.00	1,120.00	480.00						
27/03/2020	1,120.00	0.00	1,120.00	480.00						
	2,240.00	0.00	2,240.00	960.00						

WBC.AX Westpac Banking Corporation

LYNCH SUPERANNUATION FUND
Dividend Reconciliation Report



For The Period 01 July 2019 - 30 June 2020

Date	Net Payment Received	Australian Income			Foreign Income			Withheld		
		Unfranked	Franked	Franking Credits	Foreign Income	Foreign Credits	NZ Credits	TFN Withheld	Non-Resident	LIC Deduction
20/12/2019	2,000.00	0.00	2,000.00	857.14						
	2,000.00	0.00	2,000.00	857.14						
WPL.AX Woodside Petroleum Ltd										
20/03/2020	415.66	0.00	415.66	178.14						
	415.66	0.00	415.66	178.14						
	17,674.73	784.16	17,189.57	7,366.96				299.00		
TOTAL	17,674.73	784.16	17,189.57	7,366.96				299.00		

Tax Return Reconciliation

	Totals	Tax Return Label
Unfranked	784.16	J
Franked Dividends	17,189.57	K
Franking Credits	7,366.96	L

LYNCH SUPERANNUATION FUND
Interest Reconciliation Report



For The Period 01 July 2019 - 30 June 2020

Date	Payment Amount	Gross Interest	TFN Withheld	Foreign Income	Foreign Credits
Bank Accounts					
ANZ8153 ANZ V2 plus Account					
01/07/2019	95.38	95.38			
01/10/2019	64.47	64.47			
01/01/2020	42.34	42.34			
01/04/2020	30.70	30.70			
	232.89	232.89			
	232.89	232.89			
TOTAL	232.89	232.89			

Tax Return Reconciliation

	Totals	Tax Return Label
Gross Interest	232.89	11C

LYNCH SUPERANNUATION FUND
Distribution Reconciliation Report



For The Period 01 July 2019 - 30 June 2020

Date	Non Primary Production Income (A) * ₁				Distributed Capital Gains (B) * ₂				Foreign Income * ₃		Non-Assessable			Taxable Income	
	Payment Received	Franked	Unfranked	Interest/ Other	Franking Credits	Discounted (After Discount)	Rate * ₅	CGT Concession	Indexed	Other	Foreign Income	Foreign Credits	Tax Exempt		Tax Free
Units in Listed Unit Trusts (Australian)															
NBI.AX Nb Global Corporate Income Trust															
09/08/2019	224.77						S								0.00
10/09/2019	224.77						S								0.00
10/10/2019	224.77						S								0.00
11/11/2019	224.77						S								0.00
11/12/2019	224.77						S								0.00
10/01/2020	224.77						S								0.00
11/02/2020	224.77						S								0.00
06/03/2020	224.77						S								0.00
09/04/2020	224.77						S								0.00
11/05/2020	224.77						S								0.00
10/06/2020	224.77						S								0.00
30/06/2020	242.73						S								0.00
30/06/2020	0.00			5.43			S			2,709.77	1.45			0.00	2,716.65
	2,715.20			5.43						2,709.77	1.45			0.00	2,716.65
<i>Net Cash Distribution:</i>		2,715.20													
	2,715.20			5.43						2,709.77	1.45			0.00	2,716.65

LYNCH SUPERANNUATION FUND

Distribution Reconciliation Report

For The Period 01 July 2019 - 30 June 2020



Date	Non Primary Production Income (A) * ₁			Distributed Capital Gains (B) * ₂				Foreign Income * ₃		Non-Assessable				Taxable Income		
	Payment Received	Franked	Unfranked	Interest/ Other	Franking Credits	Discounted (After Discount)	Rate * ₅	CGT Concession	Indexed	Other	Foreign Income	Foreign Credits	Tax Exempt		Tax Free	Tax Deferred / AMIT * ₆
TOTAL	2,715.20			5.43							2,709.77	1.45			0.00	2,716.65

Total Distributed Gains

Discount Rate	Discounted	Gross
Superfund 1/3	0.00	0.00
Individual 50%(I)	0.00	0.00
Total	0.00	0.00

*₁ Summary of Non Primary Production Income (A)

Tax Label	Franked	Unfranked	Interest/Other	Less Other Deduction	Income Before Credits * ₇	Franking Credits	Total Including Credits
11M Gross trust distributions			5.43		5.43		5.43

*₂ Forms part of the Net Capital Gains calculation for Tax Label 11A.

*₃ Forms part of the Foreign Credits calculation for Tax Label 11D, D1, 13C1.

*₄ Taxable Income is designed to match Tax Statement provided by Fund Manager.

Taxable Income in the SMSF Annual Return will be different due to application of Capital Losses in Net Capital Gain calculation and application of different discount method.

*₅ This is the discount rate selected for the transaction. "S" being Super Funds at 1/3 and "I" being Individual at 50%.

*₆ AMIT cost base net increase is reflected as negative amount i.e. negative tax deferred and AMIT cost base net decrease is reflected as positive amount i.e. positive tax deferred.

*₇ Sum of Income Before Credits reconciles with Taxable Trust Distributions in Statement of Taxable Income.

^ Variance between Payment Received and Net Cash Distribution.

LYNCH SUPERANNUATION FUND

Investment Summary with Market Movement



As at 30 June 2020

Investment	Units	Market Price	Market Value	Average Cost	Accounting Cost	Overall	Unrealised Current Year	Realised Movement	
Cash/Bank Accounts									
ANZ V2 plus Account		85,224.910000	85,224.91	85,224.91	85,224.91				
			85,224.91		85,224.91				
Shares in Listed Companies (Australian)									
BHP.AX	BHP Group Limited	600.00	35.820000	21,492.00	15.70	9,419.62	12,072.38	(3,204.00)	0.00
CKA.AX	Cokal Limited	148,333.00	0.039000	5,784.99	0.37	54,980.49	(49,195.50)	(1,483.33)	0.00
CBA.AX	Commonwealth Bank Of Australia.	1,000.00	69.420000	69,420.00	78.40	78,401.52	(8,981.52)	(13,360.00)	0.00
ICN.AX	Icon Energy Limited	100,000.00	0.008000	800.00	0.02	2,220.00	(1,420.00)	(600.00)	0.00
KSN.AX	Kingston Resources Limited	4,500.00	0.170000	765.00	0.51	2,311.00	(1,546.00)	180.00	0.00
LNK.AX	Link Administration Holdings Limited	3,000.00	4.100000	12,300.00	5.82	17,457.00	(5,157.00)	(5,157.00)	0.00
MQG.AX	Macquarie Group Limited	825.00	118.600000	97,845.00	109.11	90,012.43	7,832.57	7,832.57	0.00
MWY.AX	Midway Limited	0.00	0.800000	0.00	0.00	0.00	0.00	(6,102.00)	1,497.60
NAB.AX	National Australia Bank Limited	2,940.00	18.220000	53,566.80	31.69	93,175.37	(39,608.57)	(24,990.00)	0.00
OSH.AX	Oil Search Limited	0.00	3.170000	0.00	0.00	0.00	0.00	843.26	(286.72)
OZL.AX	Oz Minerals Limited	0.00	10.960000	0.00	0.00	0.00	0.00	0.00	1,244.44
RIO.AX	RIO Tinto Limited	145.00	97.960000	14,204.20	56.52	8,195.22	6,008.98	(719.01)	0.00
TLS.AX	Telstra Corporation Limited.	14,000.00	3.130000	43,820.00	3.52	49,255.92	(5,435.92)	(10,080.00)	0.00
A2M.AX	The A2 Milk Company Limited	1,000.00	18.660000	18,660.00	14.89	14,891.99	3,768.01	3,768.01	0.00
WBC.AX	Westpac Banking Corporation	2,500.00	17.950000	44,875.00	32.75	81,869.90	(36,994.90)	(26,025.00)	0.00
WPL.AX	Woodside Petroleum Ltd	500.00	21.650000	10,825.00	35.94	17,968.72	(7,143.72)	(7,143.72)	0.00
			394,357.99			520,159.18	(125,801.19)	(86,240.22)	2,455.32
Units in Listed Unit Trusts (Australian)									
NBI.AX	Nb Global Corporate Income Trust	25,000.00	1.650000	41,250.00	2.00	50,000.00	(8,750.00)	(10,000.00)	0.00
			41,250.00			50,000.00	(8,750.00)	(10,000.00)	0.00
			520,832.90			655,384.09	(134,551.19)	(96,240.22)	2,455.32

LYNCH SUPERANNUATION FUND

Detailed Schedule of Fund Assets

As at 30 June 2020

Transaction Date	Description	Units	Amount \$
Fixtures and Fittings (at written down value) - Unitised (72650)			
<u>Mezzanine Floor (MEZZ)</u>			
30/06/2017	Purchase FF	1.00	8,299.00
30/06/2017	NMV - FF & Prop		(2,074.00)
11/09/2017	Depreciation until sale		(41.00)
11/09/2017	Disposal of depreciable assets	(1.00)	(8,299.00)
11/09/2017	Unrealised Gain writeback as at 11/09/2017		2,115.00
		0.00	0.00
<u>Offices Cost (OFFICES)</u>			
30/06/2017	Purchase FF	1.00	5,699.00
30/06/2017	NMV - FF & Prop		(1,131.00)
11/09/2017	Depreciation until sale		(28.00)
11/09/2017	Disposal of depreciable assets	(1.00)	(5,699.00)
11/09/2017	Unrealised Gain writeback as at 11/09/2017		1,159.00
		0.00	0.00
Real Estate Properties (Australian - Non Residential) (77250)			
<u>Unit 17, Octal Plaza, Yatala (17OCTAL)</u>			
30/06/2017	Depreciable Assets Unit 17, Octal Plaza, Yatala	1.00	192,330.41
30/06/2017	NMV - FF & Prop		11,876.59
11/09/2017	Disposal of depreciable assets	0.00	6,184.00
11/09/2017	Disposal of depreciable assets	0.00	4,540.00
11/09/2017	Costs of sale	0.00	6,471.10
11/09/2017	Costs of sale	0.00	181.00
11/09/2017	Costs of sale	0.00	795.13
11/09/2017	Clear Liability re bond	0.00	(258.33)
11/09/2017	Sale of Octal Street	(1.00)	(210,243.31)
11/09/2017	Unrealised Gain writeback as at 11/09/2017		(11,876.59)
		0.00	0.00
Shares in Listed Companies (Australian) (77600)			
<u>The A2 Milk Company Limited (A2M.AX1)</u>			
06/12/2019	Buy A2 Milk	1,000.00	14,891.99
11/05/2020	Revaluation - 11/05/2020 @ \$18.000000 (System Price) - 1,000.000000 Units on hand		3,108.01
12/05/2020	Revaluation - 12/05/2020 @ \$18.010000 (System Price) - 1,000.000000 Units on hand		10.00
30/06/2020	Revaluation - 30/06/2020 @ \$18.660000 (System Price) - 1,000.000000 Units on hand		650.00
		1,000.00	18,660.00
<u>Atlas Iron Limited (AGO.AX)</u>			
30/06/2017	Investment	2,000.00	4,859.00
30/06/2017	Investment	1,000.00	0.00
30/06/2017	NMV - Shares		(4,814.00)
07/11/2017	Withdrawal	(3,000.00)	(4,859.00)
07/11/2017	Unrealised Gain writeback as at 07/11/2017		4,814.00
		0.00	0.00
<u>BHP Group Limited (BHP.AX)</u>			
30/06/2017	Investment	600.00	9,419.62

LYNCH SUPERANNUATION FUND

Detailed Schedule of Fund Assets

As at 30 June 2020

Transaction Date	Description	Units	Amount \$
30/06/2017	NMV - Shares		4,548.38
10/11/2017	Revaluation - 10/11/2017 @ \$28.070000 (System Price) - 600.000000 Units on hand		2,874.00
26/06/2018	Revaluation - 26/06/2018 @ \$32.640000 (System Price) - 600.000000 Units on hand		2,742.00
30/06/2018	Revaluation - 29/06/2018 @ \$33.910000 (System Price) - 600.000000 Units on hand		3,504.00
30/06/2018	Revaluation - 29/06/2018 @ \$33.910000 (System Price) - 600.000000 Units on hand		(2,742.00)
30/06/2019	Revaluation - 28/06/2019 @ \$41.160000 (System Price) - 600.000000 Units on hand		4,350.00
11/05/2020	Revaluation - 11/05/2020 @ \$31.550000 (System Price) - 600.000000 Units on hand		(5,766.00)
12/05/2020	Revaluation - 12/05/2020 @ \$30.720000 (System Price) - 600.000000 Units on hand		(498.00)
30/06/2020	Revaluation - 30/06/2020 @ \$35.820000 (System Price) - 600.000000 Units on hand		3,060.00
		600.00	21,492.00
<u>Commonwealth Bank Of Australia. (CBA.AX)</u>			
07/11/2017	Withdrawal	1,000.00	78,401.52
10/11/2017	Revaluation - 10/11/2017 @ \$80.850000 (System Price) - 1,000.000000 Units on hand		2,448.48
26/06/2018	Revaluation - 26/06/2018 @ \$72.810000 (System Price) - 1,000.000000 Units on hand		(8,040.00)
30/06/2018	Revaluation - 29/06/2018 @ \$72.870000 (System Price) - 1,000.000000 Units on hand		(7,980.00)
30/06/2018	Revaluation - 29/06/2018 @ \$72.870000 (System Price) - 1,000.000000 Units on hand		8,040.00
30/06/2019	Revaluation - 28/06/2019 @ \$82.780000 (System Price) - 1,000.000000 Units on hand		9,910.00
11/05/2020	Revaluation - 11/05/2020 @ \$60.140000 (System Price) - 1,000.000000 Units on hand		(22,640.00)
12/05/2020	Revaluation - 12/05/2020 @ \$59.710000 (System Price) - 1,000.000000 Units on hand		(430.00)
30/06/2020	Revaluation - 30/06/2020 @ \$69.420000 (System Price) - 1,000.000000 Units on hand		9,710.00
		1,000.00	69,420.00
<u>Cokal Limited (CKA.AX)</u>			
30/06/2017	Investment	33,333.00	10,000.00
30/06/2017	Investment	45,000.00	29,203.29
30/06/2017	Investment	10,000.00	4,799.00
30/06/2017	Investment	60,000.00	10,978.20
30/06/2017	NMV - Shares		(49,640.49)
10/11/2017	Revaluation - 10/11/2017 @ \$0.042000 (System Price) - 148,333.000000 Units on hand		889.99
26/06/2018	Revaluation - 26/06/2018 @ \$0.034000 (System Price) - 148,333.000000 Units on hand		(1,186.67)
30/06/2018	Revaluation - 29/06/2018 @ \$0.034000 (System Price) - 148,333.000000 Units on hand		(1,186.67)
30/06/2018	Revaluation - 29/06/2018 @ \$0.034000 (System Price) - 148,333.000000 Units on hand		1,186.67
30/06/2019	Revaluation - 28/06/2019 @ \$0.049000 (System Price) - 148,333.000000 Units on hand		2,225.00
11/05/2020	Revaluation - 11/05/2020 @ \$0.035000 (System Price) - 148,333.000000 Units on hand		(2,076.66)
12/05/2020	Revaluation - 12/05/2020 @ \$0.037000 (System Price) - 148,333.000000 Units on hand		296.66
30/06/2020	Revaluation - 30/06/2020 @ \$0.039000 (System Price) - 148,333.000000 Units on hand		296.67
		148,333.00	5,784.99
<u>Copper Strike Limited (CSE.AX)</u>			

LYNCH SUPERANNUATION FUND

Detailed Schedule of Fund Assets

As at 30 June 2020

Transaction Date	Description	Units	Amount \$
30/06/2017	Investment	15,000.00	399.00
30/06/2017	NMV - Shares		2,376.00
07/11/2017	Withdrawal	(15,000.00)	(399.00)
07/11/2017	Unrealised Gain writeback as at 07/11/2017		(2,376.00)
		0.00	0.00
<u>FAR Limited (FAR.AX)</u>			
30/06/2017	Investment	50,000.00	3,599.00
30/06/2017	Investment	200,000.00	8,538.60
30/06/2017	Investment	14,706.00	1,176.48
30/06/2017	NMV - Shares		6,803.58
07/11/2017	Withdrawal	(264,706.00)	(13,314.08)
07/11/2017	Unrealised Gain writeback as at 07/11/2017		(6,803.58)
		0.00	0.00
<u>Icon Energy Limited (ICN.AX)</u>			
06/11/2018	withdraw	100,000.00	2,220.00
30/06/2019	Revaluation - 28/06/2019 @ \$0.014000 (System Price) - 100,000.000000 Units on hand		(820.00)
11/05/2020	Revaluation - 08/05/2020 @ \$0.010000 (System Price) - 100,000.000000 Units on hand		(400.00)
12/05/2020	Revaluation - 12/05/2020 @ \$0.011000 (System Price) - 100,000.000000 Units on hand		100.00
30/06/2020	Revaluation - 30/06/2020 @ \$0.008000 (System Price) - 100,000.000000 Units on hand		(300.00)
		100,000.00	800.00
<u>Kingston Resources Limited (KSN.AX)</u>			
10/11/2017	Demerger - WCBRes & KSN.AX	45,000.00	2,311.00
10/11/2017	Revaluation - 10/11/2017 @ \$0.020000 (System Price) - 45,000.000000 Units on hand		(1,411.00)
26/06/2018	Revaluation - 26/06/2018 @ \$0.021000 (System Price) - 45,000.000000 Units on hand		45.00
30/06/2018	Revaluation - 29/06/2018 @ \$0.023000 (System Price) - 45,000.000000 Units on hand		135.00
30/06/2018	Revaluation - 29/06/2018 @ \$0.023000 (System Price) - 45,000.000000 Units on hand		(45.00)
30/06/2019	Revaluation - 28/06/2019 @ \$0.013000 (System Price) - 45,000.000000 Units on hand		(450.00)
11/11/2019	1 for 10 share consolidation of KSN.AX	(40,500.00)	0.00
11/05/2020	Revaluation - 11/05/2020 @ \$0.165000 (System Price) - 4,500.000000 Units on hand		157.50
12/05/2020	Revaluation - 12/05/2020 @ \$0.170000 (System Price) - 4,500.000000 Units on hand		22.50
		4,500.00	765.00
<u>Link Administration Holdings Limited (LNK.AX)</u>			
28/01/2020		2,000.00	12,607.00
02/03/2020	buy lnk	1,000.00	4,850.00
11/05/2020	Revaluation - 11/05/2020 @ \$3.650000 (System Price) - 3,000.000000 Units on hand		(6,507.00)
12/05/2020	Revaluation - 12/05/2020 @ \$3.620000 (System Price) - 3,000.000000 Units on hand		(90.00)
30/06/2020	Revaluation - 30/06/2020 @ \$4.100000 (System Price) - 3,000.000000 Units on hand		1,440.00
		3,000.00	12,300.00
<u>Macquarie Group Limited (MQG.AX)</u>			
10/07/2019	Macquarie Share Purchase	300.00	39,125.68

LYNCH SUPERANNUATION FUND

Detailed Schedule of Fund Assets

As at 30 June 2020

Transaction Date	Description	Units	Amount \$
23/09/2019	Sell Midway Buy MQG SPP	125.00	15,000.00
02/04/2020	Morgans - buy macquarie	400.00	35,886.75
11/05/2020	Revaluation - 11/05/2020 @ \$111.540000 (System Price) - 825.000000 Units on hand		2,008.07
12/05/2020	Revaluation - 12/05/2020 @ \$107.010000 (System Price) - 825.000000 Units on hand		(3,737.25)
30/06/2020	Revaluation - 30/06/2020 @ \$118.600000 (System Price) - 825.000000 Units on hand		9,561.75
		825.00	97,845.00
<u>Midway Limited (MWY.AX)</u>			
07/11/2017	Withdrawal	6,000.00	14,598.00
10/11/2017	Revaluation - 10/11/2017 @ \$2.300000 (System Price) - 6,000.000000 Units on hand		(798.00)
26/06/2018	Revaluation - 26/06/2018 @ \$2.520000 (System Price) - 6,000.000000 Units on hand		1,320.00
30/06/2018	Revaluation - 29/06/2018 @ \$2.640000 (System Price) - 6,000.000000 Units on hand		2,040.00
30/06/2018	Revaluation - 29/06/2018 @ \$2.640000 (System Price) - 6,000.000000 Units on hand		(1,320.00)
30/06/2019	Revaluation - 28/06/2019 @ \$3.450000 (System Price) - 6,000.000000 Units on hand		4,860.00
23/09/2019	Sell Midway Buy MQG SPP	(6,000.00)	(14,598.00)
23/09/2019	Unrealised Gain writeback as at 23/09/2019		(6,102.00)
		0.00	0.00
<u>National Australia Bank Limited (NAB.AX)</u>			
07/11/2017	Withdrawal	2,500.00	79,878.61
07/11/2017	Withdrawal	440.00	13,296.76
10/11/2017	Revaluation - 10/11/2017 @ \$30.440000 (System Price) - 2,940.000000 Units on hand		(3,681.77)
26/06/2018	Revaluation - 26/06/2018 @ \$27.450000 (System Price) - 2,940.000000 Units on hand		(8,790.60)
30/06/2018	Revaluation - 29/06/2018 @ \$27.410000 (System Price) - 2,940.000000 Units on hand		(8,908.20)
30/06/2018	Revaluation - 29/06/2018 @ \$27.410000 (System Price) - 2,940.000000 Units on hand		8,790.60
30/06/2019	Revaluation - 28/06/2019 @ \$26.720000 (System Price) - 2,940.000000 Units on hand		(2,028.60)
11/05/2020	Revaluation - 11/05/2020 @ \$15.980000 (System Price) - 2,940.000000 Units on hand		(31,575.60)
12/05/2020	Revaluation - 12/05/2020 @ \$15.520000 (System Price) - 2,940.000000 Units on hand		(1,352.40)
30/06/2020	Revaluation - 30/06/2020 @ \$18.220000 (System Price) - 2,940.000000 Units on hand		7,938.00
		2,940.00	53,566.80
<u>OBJ Limited (OBJ.AX)</u>			
30/06/2017	Investment	150,000.00	5,349.00
30/06/2017	NMV - Shares		1,851.00
07/11/2017	Withdrawal	(150,000.00)	(5,349.00)
07/11/2017	Unrealised Gain writeback as at 07/11/2017		(1,851.00)
		0.00	0.00
<u>Oil Search Limited (OSH.AX)</u>			
07/11/2017	Withdrawal	2,000.00	14,983.26
10/11/2017	Revaluation - 10/11/2017 @ \$7.400000 (System Price) - 2,000.000000 Units on hand		(183.26)
26/06/2018	Revaluation - 26/06/2018 @ \$8.500000 (System Price) - 2,000.000000 Units on hand		2,200.00
30/06/2018	Revaluation - 29/06/2018 @ \$8.900000 (System Price) - 2,000.000000 Units on hand		3,000.00

LYNCH SUPERANNUATION FUND
Detailed Schedule of Fund Assets

As at 30 June 2020

Transaction Date	Description	Units	Amount \$
30/06/2018	Revaluation - 29/06/2018 @ \$8.900000 (System Price) - 2,000.000000 Units on hand		(2,200.00)
30/06/2019	Revaluation - 28/06/2019 @ \$7.070000 (System Price) - 2,000.000000 Units on hand		(3,660.00)
19/12/2019	Sell OSH Buy Woodside	(2,000.00)	(14,983.26)
19/12/2019	Unrealised Gain writeback as at 19/12/2019		843.26
		0.00	0.00
<u>Oz Minerals Limited (OZL.AX)</u>			
08/08/2019	Ozminerals Purchase	1,000.00	9,387.33
03/12/2019	Oz Minerals	(1,000.00)	(9,387.33)
		0.00	0.00
<u>RIO Tinto Limited (RIO.AX)</u>			
30/06/2017		100.00	10,937.54
30/06/2017		54.00	1,527.66
30/06/2017		5.00	322.33
30/06/2017		6.00	285.55
30/06/2017		5.00	272.30
30/06/2017		5.00	265.19
30/06/2017		3.00	206.64
30/06/2017		3.00	180.41
30/06/2017		1.00	170.37
30/06/2017		3.00	157.17
30/06/2017		2.00	153.09
30/06/2017		2.00	136.40
30/06/2017		3.00	114.71
30/06/2017		3.00	112.36
30/06/2017		3.00	102.49
30/06/2017		1.00	99.10
30/06/2017		1.00	81.46
30/06/2017		1.00	80.19
30/06/2017		1.00	78.34
30/06/2017	NMV - Shares		(2,502.76)
21/09/2017	Rio DRP	4.00	244.38
10/11/2017	Revaluation - 10/11/2017 @ \$72.950000 (System Price) - 206.000000 Units on hand		2,002.78
12/04/2018	Rio Div DRP	6.00	466.00
26/06/2018	Revaluation - 26/06/2018 @ \$81.730000 (System Price) - 212.000000 Units on hand		1,833.06
30/06/2018	Revaluation - 29/06/2018 @ \$83.440000 (System Price) - 212.000000 Units on hand		2,195.58
30/06/2018	Revaluation - 29/06/2018 @ \$83.440000 (System Price) - 212.000000 Units on hand		(1,833.06)
20/09/2018	170.84C FRANKED@30%; DRP NIL DISCOUNT	5.00	392.43
19/11/2018	to take up RIO buyback	(89.00)	(9,795.41)
19/11/2018	Unrealised Gain writeback as at 19/11/2018		(980.65)
18/04/2019	589.59C FR@30%; 338.7C SPECIAL; DRP	7.00	688.91
30/06/2019	Revaluation - 28/06/2019 @ \$103.760000 (System Price) - 135.000000 Units on hand		6,013.04
19/09/2019	307.58C FR@30%; 88.5C SPECIAL; DRP	5.00	465.26
16/04/2020	AUD 3.4974 FRANKED, 30% CTR, DRP NIL DISC	5.00	450.35
11/05/2020	Revaluation - 11/05/2020 @ \$83.990000 (System Price) - 145.000000 Units on hand		(2,744.66)

LYNCH SUPERANNUATION FUND
Detailed Schedule of Fund Assets

As at 30 June 2020

Transaction Date	Description	Units	Amount \$
12/05/2020	Revaluation - 12/05/2020 @ \$82.600000 (System Price) - 145.000000 Units on hand		(201.55)
30/06/2020	Revaluation - 30/06/2020 @ \$97.960000 (System Price) - 145.000000 Units on hand		2,227.20
		145.00	14,204.20
<u>South32 Limited (S32.AX)</u>			
30/06/2017	Investment	600.00	719.91
30/06/2017	NMV - Shares		888.09
07/11/2017	Withdrawal	(600.00)	(719.91)
07/11/2017	Unrealised Gain writeback as at 07/11/2017		(888.09)
		0.00	0.00
<u>Telstra Corporation Limited. (TLS.AX)</u>			
07/11/2017	Withdrawal	14,000.00	49,255.92
10/11/2017	Revaluation - 10/11/2017 @ \$3.460000 (System Price) - 14,000.000000 Units on hand		(815.92)
26/06/2018	Revaluation - 26/06/2018 @ \$2.660000 (System Price) - 14,000.000000 Units on hand		(11,200.00)
30/06/2018	Revaluation - 29/06/2018 @ \$2.620000 (System Price) - 14,000.000000 Units on hand		(11,760.00)
30/06/2018	Revaluation - 29/06/2018 @ \$2.620000 (System Price) - 14,000.000000 Units on hand		11,200.00
30/06/2019	Revaluation - 28/06/2019 @ \$3.850000 (System Price) - 14,000.000000 Units on hand		17,220.00
11/05/2020	Revaluation - 11/05/2020 @ \$3.070000 (System Price) - 14,000.000000 Units on hand		(10,920.00)
12/05/2020	Revaluation - 12/05/2020 @ \$3.090000 (System Price) - 14,000.000000 Units on hand		280.00
30/06/2020	Revaluation - 30/06/2020 @ \$3.130000 (System Price) - 14,000.000000 Units on hand		560.00
		14,000.00	43,820.00
<u>Westpac Banking Corporation (WBC.AX)</u>			
07/11/2017	Withdrawal	2,500.00	81,869.90
10/11/2017	Revaluation - 10/11/2017 @ \$33.240000 (System Price) - 2,500.000000 Units on hand		1,230.10
26/06/2018	Revaluation - 26/06/2018 @ \$29.100000 (System Price) - 2,500.000000 Units on hand		(10,350.00)
30/06/2018	Revaluation - 29/06/2018 @ \$29.300000 (System Price) - 2,500.000000 Units on hand		(9,850.00)
30/06/2018	Revaluation - 29/06/2018 @ \$29.300000 (System Price) - 2,500.000000 Units on hand		10,350.00
30/06/2019	Revaluation - 28/06/2019 @ \$28.360000 (System Price) - 2,500.000000 Units on hand		(2,350.00)
11/05/2020	Revaluation - 11/05/2020 @ \$15.630000 (System Price) - 2,500.000000 Units on hand		(31,825.00)
12/05/2020	Revaluation - 12/05/2020 @ \$15.230000 (System Price) - 2,500.000000 Units on hand		(1,000.00)
30/06/2020	Revaluation - 30/06/2020 @ \$17.950000 (System Price) - 2,500.000000 Units on hand		6,800.00
		2,500.00	44,875.00
<u>Woolworths Group Limited (WOW.AX)</u>			
30/06/2017		350.00	10,657.46
30/06/2017		14.00	339.84
30/06/2017		10.00	325.44
30/06/2017		8.00	309.56
30/06/2017		10.00	309.54
30/06/2017		8.00	288.60
30/06/2017		10.00	280.06

LYNCH SUPERANNUATION FUND
Detailed Schedule of Fund Assets

As at 30 June 2020

Transaction Date	Description	Units	Amount \$
30/06/2017		8.00	265.36
30/06/2017		11.00	258.70
30/06/2017		9.00	241.31
30/06/2017		8.00	236.84
30/06/2017		8.00	222.30
30/06/2017		10.00	213.84
30/06/2017		7.00	206.08
30/06/2017		7.00	198.75
30/06/2017		7.00	173.28
30/06/2017		7.00	171.02
30/06/2017		6.00	170.40
30/06/2017		7.00	163.68
30/06/2017		5.00	154.00
30/06/2017	NMV - Shares		(2,160.66)
06/10/2017	WOW Div DRP	10.00	239.98
10/11/2017	Revaluation - 10/11/2017 @ \$26.240000 (System Price) - 520.000000 Units on hand		379.42
06/04/2018	WOW DrP	9.00	236.66
26/06/2018	Revaluation - 26/06/2018 @ \$30.220000 (System Price) - 529.000000 Units on hand		2,104.92
30/06/2018	Revaluation - 29/06/2018 @ \$30.520000 (System Price) - 529.000000 Units on hand		2,263.62
30/06/2018	Revaluation - 29/06/2018 @ \$30.520000 (System Price) - 529.000000 Units on hand		(2,104.92)
12/10/2018	60C FRANKED @30%;10C SPECIAL;DRP NIL DIS	11.00	305.30
05/04/2019	Morgans	1,000.00	31,193.09
05/04/2019	45C FRANKED @30%; DRP NIL DISCOUNT	8.00	240.79
27/05/2019	to take WOW buyback	(390.00)	(12,293.70)
27/05/2019	Unrealised Gain writeback as at 27/05/2019		(121.53)
30/06/2019	Revaluation - 28/06/2019 @ \$33.230000 (System Price) - 1,158.000000 Units on hand		3,011.31
30/06/2019	to take up sale of WOW Shares 26/6/2019	(1,158.00)	(35,108.18)
30/06/2019	Unrealised Gain writeback as at 30/06/2019		(3,372.16)
		0.00	0.00
Woodside Petroleum Ltd (WPL.AX)			
19/12/2019	Sell OSH Buy Woodside	500.00	17,968.72
11/05/2020	Revaluation - 11/05/2020 @ \$22.370000 (System Price) - 500.000000 Units on hand		(6,783.72)
12/05/2020	Revaluation - 12/05/2020 @ \$22.080000 (System Price) - 500.000000 Units on hand		(145.00)
30/06/2020	Revaluation - 30/06/2020 @ \$21.650000 (System Price) - 500.000000 Units on hand		(215.00)
		500.00	10,825.00
Shares in Unlisted Private Companies (Overseas) (77900)			
WCB Resources (WCBRes)			
30/06/2017	NMV - Shares		(2,061.00)
30/06/2017	Investment	10,000.00	2,311.00
10/11/2017	Demerger - WCBRes & KSN.AX	(10,000.00)	0.00
10/11/2017	Demerger - WCBRes & KSN.AX	0.00	(2,311.00)
10/11/2017	Revaluation - 10/11/2017 @ \$0.000000 - 0.000000 Units on hand		2,061.00
		0.00	0.00

LYNCH SUPERANNUATION FUND
Detailed Schedule of Fund Assets

As at 30 June 2020

Transaction Date	Description	Units	Amount \$
Units in Listed Unit Trusts (Australian) (78200)			
<u>Nb Global Corporate Income Trust (NBI.AX)</u>			
05/09/2018	morgans [Morgans]	25,000.00	50,000.00
30/06/2019	Revaluation - 28/06/2019 @ \$2.050000 (System Price) - 25,000.000000 Units on hand		1,250.00
11/05/2020	Revaluation - 11/05/2020 @ \$1.600000 (System Price) - 25,000.000000 Units on hand		(11,250.00)
12/05/2020	Revaluation - 12/05/2020 @ \$1.565000 (System Price) - 25,000.000000 Units on hand		(875.00)
30/06/2020	Revaluation - 30/06/2020 @ \$1.650000 (System Price) - 25,000.000000 Units on hand		2,125.00
		25,000.00	41,250.00

LYNCH SUPERANNUATION FUND

Realised Capital Gains Report

For The Period 01 July 2019 - 30 June 2020



Investment		Accounting Treatment				Tax Treatment						
Purchase Contract Date	Disposal Contract Date	Units	Cost	Proceeds	Accounting Profit/(Loss)	Adjusted Cost Base	Reduced Cost Base	Indexed Cost Base	Indexed Gains	Discounted Gains (Gross)	Other Gains	Capital Loss
Shares in Listed Companies (Australian)												
Midway Limited												
07/11/2017	23/09/2019	6,000.00	14,598.00	16,095.60	1,497.60	14,598.00	14,598.00	0.00	0.00	1,497.60	0.00	0.00
		6,000.00	14,598.00	16,095.60	1,497.60	14,598.00	14,598.00	0.00	0.00	1,497.60	0.00	0.00
Oil Search Limited												
07/11/2017	19/12/2019	2,000.00	14,983.26	14,696.54	(286.72)	14,983.26	14,983.26	0.00	0.00	0.00	0.00	(286.72)
		2,000.00	14,983.26	14,696.54	(286.72)	14,983.26	14,983.26	0.00	0.00	0.00	0.00	(286.72)
Oz Minerals Limited												
08/08/2019	03/12/2019	1,000.00	9,387.33	10,631.77	1,244.44	9,387.33	9,387.33	0.00	0.00	0.00	1,244.44	0.00
		1,000.00	9,387.33	10,631.77	1,244.44	9,387.33	9,387.33	0.00	0.00	0.00	1,244.44	0.00
		9,000.00	38,968.59	41,423.91	2,455.32	38,968.59	38,968.59	0.00	0.00	1,497.60	1,244.44	(286.72)
		9,000.00	38,968.59	41,423.91	2,455.32	38,968.59	38,968.59	0.00	0.00	1,497.60	1,244.44	(286.72)

LYNCH SUPERANNUATION FUND

Unrealised Capital Gains Report



As at 30 June 2020

Investment	Units	Cost	Tax Deferred /Depreciation	CGT Cost Base	Market Value	Projected Profit /(Loss)	Taxable Profit Indexation	Taxable Profit Discounted	Taxable Profit Notional
Shares in Listed Companies (Australian)									
The A2 Milk Company Limited	1,000.00	14,891.99	0.00	14,891.99	18,660.0000	3,768.01	0.00	0.00	0.00
BHP Group Limited	600.00	9,419.62	0.00	9,419.62	21,492.0000	12,072.38	0.00	8,048.25	0.00
Commonwealth Bank Of Australia.	1,000.00	78,401.52	0.00	78,401.52	69,420.0000	(8,981.52)	0.00	0.00	0.00
Cokal Limited	148,333.00	54,980.49	0.00	54,980.49	5,784.9870	(49,195.50)	0.00	0.00	0.00
Icon Energy Limited	100,000.00	2,220.00	0.00	2,220.00	800.0000	(1,420.00)	0.00	0.00	0.00
Kingston Resources Limited	4,500.00	2,311.00	0.00	2,311.00	765.0000	(1,546.00)	0.00	0.00	0.00
Link Administration Holdings Limited	3,000.00	17,457.00	0.00	17,457.00	12,300.0000	(5,157.00)	0.00	0.00	0.00
Macquarie Group Limited	825.00	90,012.43	0.00	90,012.43	97,845.0000	7,832.57	0.00	0.00	0.00
National Australia Bank Limited	2,940.00	93,175.37	0.00	93,175.37	53,566.8000	(39,608.57)	0.00	0.00	0.00
RIO Tinto Limited	145.00	8,195.22	0.00	8,195.22	14,204.2000	6,008.98	0.00	4,057.53	0.00
Telstra Corporation Limited.	14,000.00	49,255.92	0.00	49,255.92	43,820.0000	(5,435.92)	0.00	0.00	0.00
Westpac Banking Corporation	2,500.00	81,869.90	0.00	81,869.90	44,875.0000	(36,994.90)	0.00	0.00	0.00
Woodside Petroleum Ltd	500.00	17,968.72	0.00	17,968.72	10,825.0000	(7,143.72)	0.00	0.00	0.00
		520,159.18	0.00	520,159.18	394,357.9870	(125,801.19)	0.00	12,105.79	0.00
Units in Listed Unit Trusts (Australian)									
Nb Global Corporate Income Trust	25,000.00	50,000.00	0.00	50,000.00	41,250.0000	(8,750.00)	0.00	0.00	0.00
		50,000.00	0.00	50,000.00	41,250.0000	(8,750.00)	0.00	0.00	0.00
		570,159.18	0.00	570,159.18	435,607.9870	(134,551.19)	0.00	12,105.79	0.00

LYNCH SUPERANNUATION FUND
Members Statement

Michael Patrick Lynch
 6188 BOLSENA CIRCUIT
 HOPE ISLAND, Queensland, 4212, Australia

Your Details

Date of Birth :	14/03/1951	Date of Death	12/05/2020
Age:	69	Nominated Beneficiaries	N/A
Tax File Number:	Provided	Vested Benefits	
Date Joined Fund:	19/08/2002	Total Death Benefit	
Service Period Start Date:			
Date Left Fund:	12/05/2020		
Member Code:	LYNMIC00003A		
Account Start Date	19/08/2002		
Account Phase:	Accumulation Phase		
Account Description:	Accumulation		

Your Balance

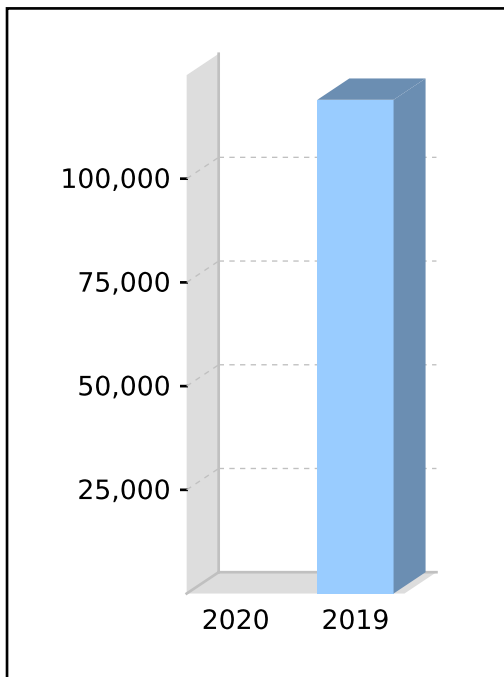
Total Benefits

Preservation Components

- Preserved
- Unrestricted Non Preserved
- Restricted Non Preserved

Tax Components

- Tax Free
- Taxable



Your Detailed Account Summary

	This Year	Last Year
Opening balance at 01/07/2019	119,014.88	22,295.93
<u>Increases to Member account during the period</u>		
Employer Contributions		
Personal Contributions (Concessional)		
Personal Contributions (Non Concessional)		
Government Co-Contributions		
Other Contributions		
Proceeds of Insurance Policies		
Transfers In		
Net Earnings		14,005.69
Internal Transfer In		87,952.77
<u>Decreases to Member account during the period</u>		
Pensions Paid		
Contributions Tax		
Income Tax		926.02
No TFN Excess Contributions Tax		
Excess Contributions Tax		
Refund Excess Contributions		
Division 293 Tax		
Insurance Policy Premiums Paid		4,313.49
Management Fees		
Member Expenses		
Benefits Paid/Transfers Out		
Superannuation Surcharge Tax		
Internal Transfer Out	119,014.88	
Closing balance at 30/06/2020	0.00	119,014.88

LYNCH SUPERANNUATION FUND
Members Statement

Michael Patrick Lynch
 6188 BOLSENA CIRCUIT
 HOPE ISLAND, Queensland, 4212, Australia

Your Details

Date of Birth :	14/03/1951	Date of Death	12/05/2020
Age:	69	Nominated Beneficiaries	N/A
Tax File Number:	Provided	Vested Benefits	
Date Joined Fund:	19/08/2002	Total Death Benefit	
Service Period Start Date:			
Date Left Fund:	12/05/2020		
Member Code:	LYNMIC00012P		
Account Start Date	01/07/2019		
Account Phase:	Retirement Phase		
Account Description:	Account Based Pension 3		

Your Balance

Total Benefits

Preservation Components

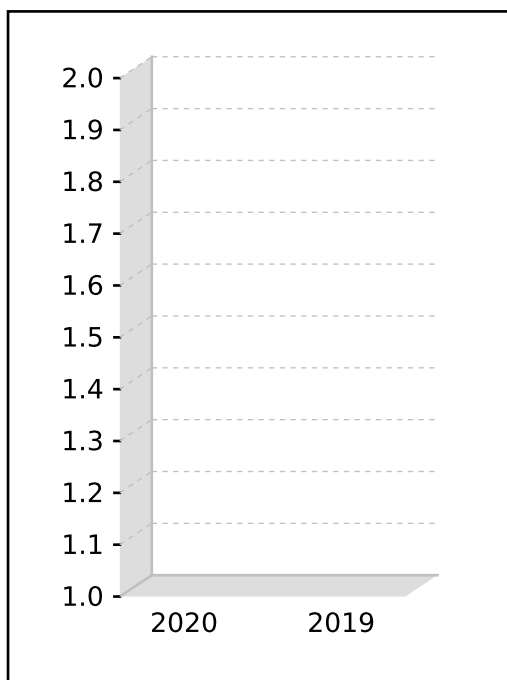
- Preserved
- Unrestricted Non Preserved
- Restricted Non Preserved

Tax Components

- Tax Free (11.05%)
- Taxable

Your Detailed Account Summary

	This Year	Last Year
Opening balance at 01/07/2019		
<u>Increases to Member account during the period</u>		
Employer Contributions		
Personal Contributions (Concessional)		
Personal Contributions (Non Concessional)		
Government Co-Contributions		
Other Contributions		
Proceeds of Insurance Policies		
Transfers In		
Net Earnings	(19,668.38)	
Internal Transfer In	119,014.88	
<u>Decreases to Member account during the period</u>		
Pensions Paid	2,980.00	
Contributions Tax		
Income Tax		
No TFN Excess Contributions Tax		
Excess Contributions Tax		
Refund Excess Contributions		
Division 293 Tax		
Insurance Policy Premiums Paid	4,893.56	
Management Fees		
Member Expenses		
Benefits Paid/Transfers Out		
Superannuation Surcharge Tax		
Internal Transfer Out	91,472.94	
Closing balance at 30/06/2020	0.00	0.00



LYNCH SUPERANNUATION FUND
Members Statement

Lynnette Francis Lynch
 6188 BOLSENA CIRCUIT
 HOPE ISLAND, Queensland, 4212, Australia

Your Details

Date of Birth : 20/01/1952
 Age: 68
 Tax File Number: Provided
 Date Joined Fund: 19/08/2002
 Service Period Start Date:
 Date Left Fund:
 Member Code: LYNLYN00001A
 Account Start Date 19/08/2002
 Account Phase: Accumulation Phase
 Account Description: Accumulation

Nominated Beneficiaries N/A
 Vested Benefits
 Total Death Benefit

Your Balance

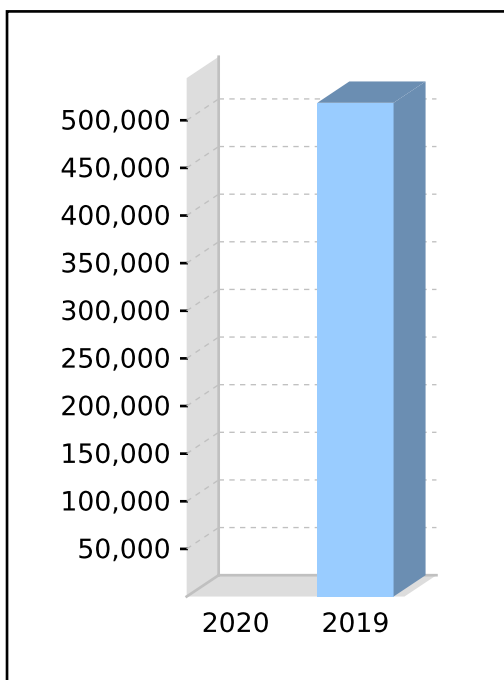
Total Benefits

Preservation Components

Preserved
 Unrestricted Non Preserved
 Restricted Non Preserved

Tax Components

Tax Free
 Taxable



Your Detailed Account Summary

	This Year	Last Year
Opening balance at 01/07/2019	518,354.89	22,295.93
<u>Increases to Member account during the period</u>		
Employer Contributions		
Personal Contributions (Concessional)		
Personal Contributions (Non Concessional)		
Government Co-Contributions		
Other Contributions		
Proceeds of Insurance Policies		
Transfers In		
Net Earnings		60,214.68
Internal Transfer In	91,472.94	444,505.14
<u>Decreases to Member account during the period</u>		
Pensions Paid		
Contributions Tax		
Income Tax		6,428.03
No TFN Excess Contributions Tax		
Excess Contributions Tax		
Refund Excess Contributions		
Division 293 Tax		
Insurance Policy Premiums Paid		2,232.83
Management Fees		
Member Expenses		
Benefits Paid/Transfers Out		
Superannuation Surcharge Tax		
Internal Transfer Out	609,827.83	
Closing balance at 30/06/2020	0.00	518,354.89

LYNCH SUPERANNUATION FUND
Members Statement

Lynnette Francis Lynch
 6188 BOLSENA CIRCUIT
 HOPE ISLAND, Queensland, 4212, Australia

Your Details

Date of Birth :	20/01/1952	Nominated Beneficiaries	N/A
Age:	68	Vested Benefits	431,701.86
Tax File Number:	Provided	Total Death Benefit	431,701.86
Date Joined Fund:	19/08/2002		
Service Period Start Date:			
Date Left Fund:			
Member Code:	LYNLYN00004P		
Account Start Date	01/07/2019		
Account Phase:	Retirement Phase		
Account Description:	Account Based Pension 3		

Your Balance

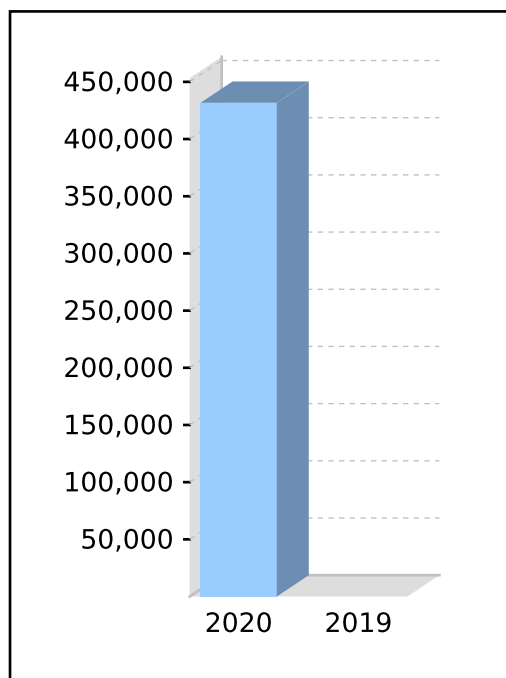
Total Benefits 431,701.86

Preservation Components

Preserved
 Unrestricted Non Preserved 431,701.86
 Restricted Non Preserved

Tax Components

Tax Free (30.04%) 129,690.36
 Taxable 302,011.50



Your Detailed Account Summary

	This Year	Last Year
Opening balance at 01/07/2019		
<u>Increases to Member account during the period</u>		
Employer Contributions		
Personal Contributions (Concessional)		
Personal Contributions (Non Concessional)		
Government Co-Contributions		
Other Contributions		
Proceeds of Insurance Policies		
Transfers In		
Net Earnings	(56,420.16)	
Internal Transfer In	518,354.89	
<u>Decreases to Member account during the period</u>		
Pensions Paid	27,688.35	
Contributions Tax		
Income Tax		
No TFN Excess Contributions Tax		
Excess Contributions Tax		
Refund Excess Contributions		
Division 293 Tax		
Insurance Policy Premiums Paid	2,544.52	
Management Fees		
Member Expenses		
Benefits Paid/Transfers Out		
Superannuation Surcharge Tax		
Internal Transfer Out		
Closing balance at 30/06/2020	431,701.86	0.00

LYNCH SUPERANNUATION FUND
Members Statement

Lynnette Francis Lynch
 6188 BOLSENA CIRCUIT
 HOPE ISLAND, Queensland, 4212, Australia

Your Details

		Nominated Beneficiaries	N/A
Date of Birth :	20/01/1952	Vested Benefits	97,866.36
Age:	68	Total Death Benefit	97,866.36
Tax File Number:	Provided		
Date Joined Fund:	19/08/2002		
Service Period Start Date:			
Date Left Fund:			
Member Code:	LYNLYN00007P		
Account Start Date	12/05/2020		
Account Phase:	Retirement Phase		
Account Description:	Account Based Pension 4		

Your Balance

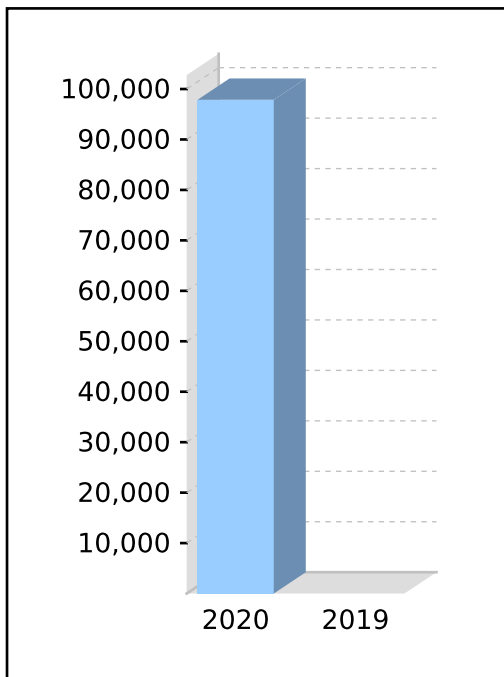
Total Benefits 97,866.36

Preservation Components

Preserved
 Unrestricted Non Preserved 97,866.36
 Restricted Non Preserved

Tax Components

Tax Free (11.05%) 10,818.07
 Taxable 87,048.29



Your Detailed Account Summary

	This Year	Last Year
Opening balance at 01/07/2019		
<u>Increases to Member account during the period</u>		
Employer Contributions		
Personal Contributions (Concessional)		
Personal Contributions (Non Concessional)		
Government Co-Contributions		
Other Contributions		
Proceeds of Insurance Policies		
Transfers In		
Net Earnings	6,703.42	
Internal Transfer In	91,472.94	
<u>Decreases to Member account during the period</u>		
Pensions Paid	310.00	
Contributions Tax		
Income Tax		
No TFN Excess Contributions Tax		
Excess Contributions Tax		
Refund Excess Contributions		
Division 293 Tax		
Insurance Policy Premiums Paid		
Management Fees		
Member Expenses		
Benefits Paid/Transfers Out		
Superannuation Surcharge Tax		
Internal Transfer Out		
Closing balance at 30/06/2020	97,866.36	0.00

LYNCH SUPERANNUATION FUND
Members Statement

Michael Patrick Lynch
 6188 BOLSENA CIRCUIT
 HOPE ISLAND, Queensland, 4212, Australia

Your Details

Date of Birth :	14/03/1951	Date of Death	12/05/2020
Age:	69	Vested Benefits	0.00
Tax File Number:	Provided	Total Death Benefit	0.00
Date Joined Fund:	19/08/2002	Nominated Beneficiaries	N/A
Service Period Start Date:			
Date Left Fund:	12/05/2020		
Member Code:	Consolidated		
Account Start Date	19/08/2002		
Account Type:	Consolidated		
Account Description:	Consolidated		

Your Balance

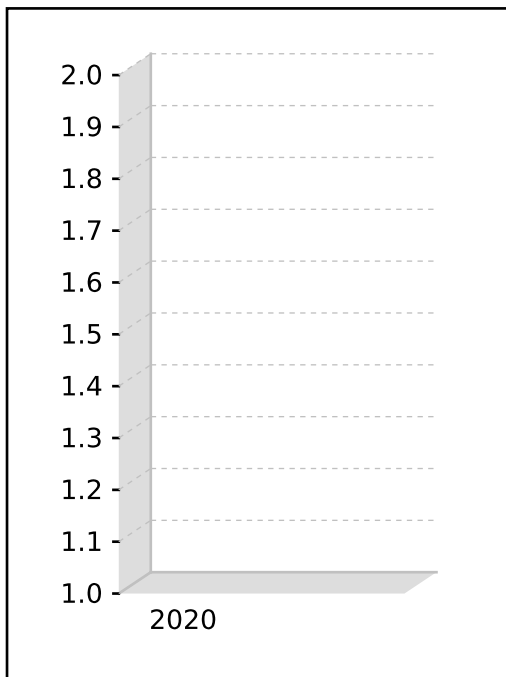
Total Benefits

Preservation Components

- Preserved
- Unrestricted Non Preserved
- Restricted Non Preserved

Tax Components

- Tax Free
- Taxable



Your Detailed Account Summary

	This Year
Opening balance at 01/07/2019	119,014.88
<u>Increases to Member account during the period</u>	
Employer Contributions	
Personal Contributions (Concessional)	
Personal Contributions (Non Concessional)	
Government Co-Contributions	
Other Contributions	
Proceeds of Insurance Policies	
Transfers In	
Net Earnings	(19,668.38)
Internal Transfer In	119,014.88
<u>Decreases to Member account during the period</u>	
Pensions Paid	2,980.00
Contributions Tax	
Income Tax	
No TFN Excess Contributions Tax	
Excess Contributions Tax	
Refund Excess Contributions	
Division 293 Tax	
Insurance Policy Premiums Paid	4,893.56
Management Fees	
Member Expenses	
Benefits Paid/Transfers Out	
Superannuation Surcharge Tax	
Internal Transfer Out	210,487.82
Closing balance at 30/06/2020	0.00

LYNCH SUPERANNUATION FUND
Members Statement

Lynnette Francis Lynch
 6188 BOLSENA CIRCUIT
 HOPE ISLAND, Queensland, 4212, Australia

Your Details

Date of Birth :	20/01/1952	Vested Benefits	529,568.22
Age:	68	Total Death Benefit	529,568.22
Tax File Number:	Provided	Nominated Beneficiaries	N/A
Date Joined Fund:	19/08/2002		
Service Period Start Date:			
Date Left Fund:			
Member Code:	Consolidated		
Account Start Date	19/08/2002		
Account Type:	Consolidated		
Account Description:	Consolidated		

Your Balance

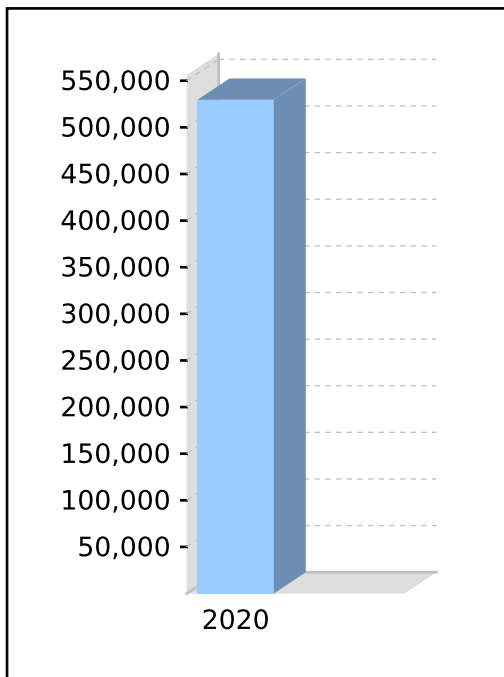
Total Benefits 529,568.22

Preservation Components

Preserved
 Unrestricted Non Preserved 529,568.22
 Restricted Non Preserved

Tax Components

Tax Free 140,508.43
 Taxable 389,059.79



Your Detailed Account Summary

	This Year
Opening balance at 01/07/2019	518,354.89
<u>Increases to Member account during the period</u>	
Employer Contributions	
Personal Contributions (Concessional)	
Personal Contributions (Non Concessional)	
Government Co-Contributions	
Other Contributions	
Proceeds of Insurance Policies	
Transfers In	
Net Earnings	(49,716.74)
Internal Transfer In	701,300.77
<u>Decreases to Member account during the period</u>	
Pensions Paid	27,998.35
Contributions Tax	
Income Tax	
No TFN Excess Contributions Tax	
Excess Contributions Tax	
Refund Excess Contributions	
Division 293 Tax	
Insurance Policy Premiums Paid	2,544.52
Management Fees	
Member Expenses	
Benefits Paid/Transfers Out	
Superannuation Surcharge Tax	
Internal Transfer Out	609,827.83
Closing balance at 30/06/2020	529,568.22

LYNCH SUPERANNUATION FUND

Members Summary Report

As at 30 June 2020



Opening Balance	Increases				Decreases					Closing Balance	
	Contributions	Transfers In	Net Earnings	Insurance Proceeds	Pensions Paid	Contributions Tax	Taxes Paid	Benefits Paid/ Transfers Out	Insurance Premiums		Member Expenses
Michael Patrick Lynch (Age: 69)											
LYNMIC00003A - Accumulation											
119,014.88								119,014.88			
LYNMIC00012P - Account Based Pension 3 - Tax Free: 11.05%											
		119,014.88	(19,668.38)		2,980.00			91,472.94	4,893.56		
119,014.88		119,014.88	(19,668.38)		2,980.00			210,487.82	4,893.56		
Lynnette Francis Lynch (Age: 68)											
LYNLYN00001A - Accumulation											
518,354.89		91,472.94						609,827.83			
LYNLYN00004P - Account Based Pension 3 - Tax Free: 30.04%											
		518,354.89	(56,420.16)		27,688.35				2,544.52		431,701.86
LYNLYN00007P - Account Based Pension 4 - Tax Free: 11.05%											
		91,472.94	6,703.42		310.00						97,866.36
518,354.89		701,300.77	(49,716.74)		27,998.35			609,827.83	2,544.52		529,568.22
637,369.77		820,315.65	(69,385.12)		30,978.35			820,315.65	7,438.08		529,568.22

Minutes of a meeting of the Director(s)

held on 30 June 2020 at 6188 BOLSENA CIRCUIT, HOPE ISLAND, Queensland 4212

PRESENT:	Lynnette Lynch
MINUTES:	The Chair reported that the minutes of the previous meeting had been signed as a true record.
FINANCIAL STATEMENTS OF SUPERANNUATION FUND:	<p>It was resolved that the financial statements would be prepared as special purpose financial statements as, in the opinion of the trustee(s), the superannuation fund is a non-reporting entity and therefore is not required to comply with all Australian Accounting Standards.</p> <p>The Chair tabled the financial statements and notes to the financial statements of the superannuation fund in respect of the year ended 30 June 2020 and it was resolved that such statements be and are hereby adopted as tabled.</p>
TRUSTEE'S DECLARATION:	It was resolved that the trustee's declaration of the superannuation fund be signed.
ANNUAL RETURN:	Being satisfied that the fund had complied with the requirements of the Superannuation Industry (Supervision) Act 1993 (SISA) and Regulations during the year ended 30 June 2020, it was resolved that the annual return be approved, signed and lodged with the Australian Taxation Office.
TRUST DEED:	The Chair tabled advice received from the fund's legal adviser confirming that the fund's trust deed is consistent with all relevant superannuation and trust law.
INVESTMENT STRATEGY:	The allocation of the fund's assets and the fund's investment performance over this financial year were reviewed and found to be within the acceptable ranges outlined in the investment strategy. After considering the risk, rate of return and liquidity of the investments and the ability of the fund to discharge its existing liabilities, it was resolved that the investment strategy continues to reflect the purposes and circumstances of the fund and its members. Accordingly, no changes in the investment strategy were required.
INSURANCE COVER:	The trustee(s) reviewed the current life and total and permanent disability insurance coverage on offer to the members and resolved that the current insurance arrangements were appropriate for the fund.
ALLOCATION OF INCOME:	It was resolved that the income of the fund would be allocated to the members based on their average daily balance (an alternative allocation basis may be percentage of opening balance).
INVESTMENT ACQUISITIONS:	It was resolved to ratify the investment acquisitions throughout the financial year ended 30 June 2020.
INVESTMENT DISPOSALS:	It was resolved to ratify the investment disposals throughout the financial year ended 30 June 2020.
AUDITORS:	<p>It was resolved that</p> <p>ANTHONY BOYS</p> <p>of</p> <p>SUPER AUDITS BOX 3376, RUNDALL MALL, South Australia 5000</p> <p>act as auditors of the Fund for the next financial year.</p>
TAX AGENTS:	It was resolved that

Minutes of a meeting of the Director(s)

held on 30 June 2020 at 6188 BOLSENA CIRCUIT, HOPE ISLAND, Queensland 4212

Cleave Accounting Pty Ltd

act as tax agents of the Fund for the next financial year.

TRUSTEE STATUS:

Each of the trustee(s) confirmed that they are qualified to act as trustee(s) of the fund and that they are not disqualified persons as defined by s 120 of the SISA.

PAYMENT OF BENEFITS:

The trustee has ensured that any payment of benefits made from the Fund, meets the requirements of the Fund's deed and does not breach the superannuation laws in relation to:

1. making payments to members; and,
2. breaching the Fund or the member investment strategy.

The trustee has reviewed the payment of the benefit and received advice that the transfer is in accordance with the Deed and the superannuation laws. As such the trustee has resolved to allow the payment of the benefits on behalf of the member.

CLOSURE:

All resolutions for this meeting were made in accordance with the SISA and Regulations.

There being no further business the meeting then closed.

Signed as a true record –

.....
Lynnette Lynch

Chairperson

LYNCH SUPERANNUATION FUND

Pension Summary

As at 30 June 2020



Member Name : Lynch, Michael

Member Age : 68* (Date of Birth : 14/03/1951)

Member Code	Pension Type	Pension Start Date	Tax Free	Min / PF	Minimum	Maximum	Gross Pension Payments	PAYG	Net Pension Payment	Amount to reach Minimum
LYNMIC00012P	Account Based Pension	01/07/2019	11.05%	2.50%	\$2,580.00*	N/A	\$2,980.00	\$0.00	\$2,980.00	NIL

*COVID-19 50% reduction has been applied to the minimum pension amount.

					\$2,580.00	\$0.00	\$2,980.00	\$0.00	\$2,980.00	\$0.00
--	--	--	--	--	------------	--------	------------	--------	------------	--------

Member Name : Lynch, Lynnette

Member Age : 68* (Date of Birth : 20/01/1952)

Member Code	Pension Type	Pension Start Date	Tax Free	Min / PF	Minimum	Maximum	Gross Pension Payments	PAYG	Net Pension Payment	Amount to reach Minimum
LYNLYNO0004P	Account Based Pension	01/07/2019	30.04%	2.50%	\$12,960.00*	N/A	\$27,688.35	\$0.00	\$27,688.35	NIL

*COVID-19 50% reduction has been applied to the minimum pension amount.

LYNLYNO0007P	Account Based Pension	12/05/2020	11.05%	2.50%	\$310.00*	N/A	\$310.00	\$0.00	\$310.00	\$0.00
--------------	-----------------------	------------	--------	-------	-----------	-----	----------	--------	----------	--------

*COVID-19 50% reduction has been applied to the minimum pension amount.

					\$13,270.00	\$0.00	\$27,998.35	\$0.00	\$27,998.35	\$0.00
--	--	--	--	--	-------------	--------	-------------	--------	-------------	--------

Total :

					\$15,850.00	\$0.00	\$30,978.35	\$0.00	\$30,978.35	\$0.00
--	--	--	--	--	-------------	--------	-------------	--------	-------------	--------

*Age as at 01/07/2019 or pension start date for new pensions.

LYNCH SUPERANNUATION FUND
Yearly Projected Pension Calculation Report



As at 01 July 2020

Member Name	Member Code	Pension Type	Pension Start/ Conversion Date	Age (as at 01/07/2020)	Opening Balance	Minimum Amount *	Maximum Amount	Tax Free %	Min Tax Free Payments	Min Taxable Payments
Lynch, Lynnette	LYNLYN00004P	Account Based Pension	01/07/2019	68	431,701.86	10,790.00	N/A	30.04	3,241.32	7,548.68
Lynch, Lynnette	LYNLYN00007P	Account Based Pension	12/05/2020	68	97,866.36	2,450.00	N/A	11.05	270.73	2,179.27
					529,568.22	13,240.00			3,512.05	9,727.95
					529,568.22	13,240.00			3,512.05	9,727.95

* COVID-19 50% reduction has been applied to the minimum pension amount

03/03/2021

To the trustee of the
LYNCH SUPERANNUATION FUND
6188 BOLSENA CIRCUIT,
HOPE ISLAND
Queensland, 4212

Dear Trustee,

The Objective and Scope of the Audit

You have requested that we audit the LYNCH SUPERANNUATION FUND (the Fund):

1. financial report, which comprises the statement of financial position, as at 30/06/2020 and the operating statement for the year then ended and the notes to the financial statements; and
2. compliance during the same period with the requirements of the Superannuation Industry (Supervision) Act 1993 (SISA) and SIS Regulations (SISR) specified in the approved form auditor's report as issued by the ATO, which are sections 17A, 35AE, 35B, 35C(2), 62, 65, 66, 67, 67A, 67B, 82-85, 103, 104, 104A, 109 and 126K of the SISA and regulations 1.06(9A), 4.09, 4.09A, 5.03, 5.08, 6.17, 7.04, 8.02B, 13.12, 13.13, 13.14 and 13.18AA of the SISR.

We are pleased to confirm our acceptance and our understanding of this engagement by means of this letter. Our audit will be conducted pursuant to the SISA with the objective of our expressing an opinion on the financial report and the fund's compliance with the specified requirements of the SISA and SISR.

The Responsibilities of the Auditor

We will conduct our financial audit in accordance with Australian Auditing Standards and our compliance engagement in accordance with applicable Standards on Assurance Engagements, issued by the Auditing and Assurance Standards Board (AUASB). These standards require that we comply with relevant ethical requirements relating to audit and assurance engagements and plan and perform the audit to obtain reasonable assurance whether the financial report is free from material misstatement and that you have complied, in all material respects, with the specified requirements of the SISA and SISR.

The annual audit of the financial reports and records of the Fund must be carried out during and after the end of each year of income. In accordance with section 35C of the SISA, we are required to provide to the trustees of the Fund an auditor's report in the approved form within the prescribed time as set out in the SISR, 28 days after the trustees have provided all documents relevant to the preparation of the auditor's report.

Financial Audit

A financial audit involves performing audit procedures to obtain audit evidence about the amounts and disclosures in the financial report. The procedures selected depend on the auditor's judgement, including the assessment of the risks of material misstatement of the financial report, whether due to fraud or error. A financial audit also includes evaluating the appropriateness of the financial reporting framework, accounting policies used and the reasonableness of accounting estimates made by the trustees, as well as evaluating the overall presentation of the financial report. Due to the test nature and other inherent limitations of an audit, together with the inherent limitations of any accounting and internal control system, there is an unavoidable risk that even some material misstatements may remain undiscovered.

In making our risk assessments, we consider internal controls relevant to the fund's preparation of the financial report in order to design audit procedures that are appropriate in the circumstances, but not for the purpose of expressing an opinion on the effectiveness of the fund's internal controls. However, we expect to provide you with a separate letter concerning any significant deficiencies in the fund's system of accounting and internal controls that come to our attention during the audit of the financial report. This will be in the form of a trustee letter.

Compliance Engagement

A compliance engagement involves performing audit procedures to obtain audit evidence about the fund's compliance with the provisions of the SISA and SISR specified in the ATO's approved form auditor's report.

Our compliance engagement with respect to investments includes determining whether the investments are made for the sole purpose of funding members' retirement, death or disability benefits and whether you have an investment strategy for the fund, which has been reviewed regularly and gives due consideration to risk, return, liquidity, diversification and the insurance needs of members/managers. Our procedures will include testing whether the investments are made for the allowable purposes in accordance with the investment strategy, but not for the purpose of assessing the appropriateness of those investments to the members.

The Responsibilities of the Trustees

We take this opportunity to remind you that it is the responsibility of the trustees to ensure that the fund, at all times, complies with the SISA and SISR as well as any other legislation relevant to the fund. The trustees are also responsible for the preparation and fair presentation of the financial report.

Our auditor's report will explain that the trustees are responsible for the preparation and the fair presentation of the financial report and for determining that the accounting policies used are consistent with the financial reporting requirements of the SMSF's governing rules, comply with the requirements of SISA and SISR and are appropriate to meet the needs of the members. This responsibility includes:

- Establishing and maintaining controls relevant to the preparation of a financial report that is free from misstatement, whether due to fraud or error. The system of accounting and internal control should be adequate in ensuring that all transactions are recorded and that the recorded transactions are valid, accurate, authorised, properly classified and promptly recorded, so as to facilitate the preparation of reliable financial information. This responsibility to maintain adequate internal controls also extends to the Fund's compliance with SIS including any Circulars and Guidelines issued by a relevant regulator to the extent applicable. The internal controls should be sufficient to prevent and/or detect material non-compliance with such legislative requirements.
- Selecting and applying appropriate accounting policies.
- Making accounting estimates that are reasonable in the circumstances; and
- Making available to us all the books of the Funds, including any registers and general documents, minutes and other relevant papers of all Trustee meetings and giving us any information, explanations and assistance we require for the purposes of our audit.

Section 35C(2) of SIS requires that Trustees must give to the auditor any document that the auditor requests in writing within 14 days of the request.

As part of our audit process, we will request from the trustees written confirmation concerning representations made to us in connection with the audit.

Our audit report is prepared for the members of the Fund and we disclaim any assumption of responsibility for any reliance on our report, or on the financial report to which it relates, to any person other than the members of the fund, or for any purpose other than that for which it was prepared.

Independence

We confirm that, to the best of our knowledge and belief, the engagement team meets the current independence requirements of the SISA and SISR including APES 110 *Code of Ethics for Professional Accountants* in relation to the audit of the Fund. In conducting our financial audit and compliance engagement, should we become aware that we have contravened the independence requirements, we shall notify you on a timely basis.

Report on Matters Identified

Under section 129 of the SISA, we are required to report to you in writing, if during the course of, or in connection with, our audit, we become aware of any contravention of the SISA or SISR which we believe has occurred, is occurring or may occur. Furthermore, you should be aware that we are also required to notify the Australian Taxation Office (ATO) of certain contraventions of the SISA and SISR that we become aware of during the audit, which meet the tests stipulated by the ATO, irrespective of the materiality of the contravention or action taken by the trustees to rectify the matter. Finally, under section 130, we are required to report to you and the ATO if we believe the financial position of the Fund may be, or may be about to become unsatisfactory.

You should not assume that any matters reported to you, or that a report that there are no matters to be communicated, indicates that there are no additional matters, or matters that you should be aware of in meeting your responsibilities. The completed audit report may be provided to you as a signed hard copy or a signed electronic version.

Compliance Program

The conduct of our engagement in accordance with Australian Auditing Standards and applicable Standards on Assurance Engagements means that information acquired by us in the course of our engagement is subject to strict confidentiality requirements. Information will not be disclosed by us to other parties except as required or allowed for by law or professional standards, or with your express consent. Our audit files may, however, be subject to review as part of the compliance program of a professional accounting body or the ATO. We advise you that by signing this letter you acknowledge that, if requested, our audit files relating to this audit will be made available under these programs. Should this occur, we will advise you. The same strict confidentiality requirements apply under these programs as apply to us as your auditor.

Limitation of Liability

As a practitioner/firm participating in a scheme approved under the Professional Services Legislation, our liability may be limited under the scheme.

Fees

We look forward to full co-operation with you/your administrator and we trust that you will make available to us whatever records, documentation and other information are requested in connection with our audit.

Our fees, which will be billed as work progresses, are based on the time required by staff members assigned to the engagement plus out-of-pocket expenses. Individual hourly rates vary according to the degree of responsibility involved and the experience and skills required. Our annual audit fee will be revised and agreed upon each year with the Trustee. Any additional services required, that are outside the scope of this engagement, will be billed on a time basis.

If we are required to respond to requests for information from regulators in relation to our engagement as auditor, the Fund will reimburse us at standard billing rates for our professional time and expenses, including reasonable legal fees, incurred in responding to such requests.

We would appreciate if you could sign and return the attached copy of this letter to indicate that it is in accordance with your understanding of the arrangements for our financial audit and compliance engagement of the Fund for the year ended 30/06/2020.

Yours sincerely

ANTHONY BOYS

Acknowledged on behalf of the Trustee of the LYNCH SUPERANNUATION FUND by:

(Signed)
(dated) / /

03 March 2021

ANTHONY BOYS
SUPER AUDITS BOX 3376, RUNDALL MALL, South Australia 5000

Dear Sir/Madam,

**Re: LYNCH SUPERANNUATION FUND
Trustee Representation Letter**

This representation letter is provided in connection with your audit of the financial report of the LYNCH SUPERANNUATION FUND (the Fund) and the Fund's compliance with the Superannuation Industry (Supervision) Act 1993 (SISA) and SIS Regulations (SISR), for the year ended 30/06/2020, for the purpose of you expressing an opinion as to whether the financial report is, in all material respects, presented fairly in accordance with the accounting policies adopted by the Fund and the Fund complied, in all material respects, with the relevant requirements of SISA and SISR.

The Trustees have determined that the Fund is not a reporting entity for the year ended 30/06/2020 and that the requirement to apply Australian Accounting Standards and other mandatory reporting requirements do not apply to the Fund. Accordingly, the financial report prepared is a special purpose financial report which is for distribution to members of the Fund and to satisfy the requirements of the SISA and SISR. We acknowledge our responsibility for ensuring that the financial report is in accordance with the accounting policies as selected by ourselves and requirements of the SISA and SISR, and confirm that the financial report is free of material misstatements, including omissions.

We confirm, to the best of our knowledge and belief, the following representations are made to you during your audit.

1. Sole Purpose Test

The Fund is maintained for the sole purpose of providing benefits for each member on their retirement, death, termination of employment or ill-health.

2. Trustees are not disqualified

No disqualified person acts as a director of the trustee company/an individual trustee.

3. Fund's Governing Rules, Trustees' Responsibilities and Fund Conduct

The Fund meets the definition of a self-managed superannuation fund under SISA, including that no member is an employee of another member, unless they are relatives and no trustee/director of the corporate trustee, receives any remuneration for any duties or services performed by the trustee/director in relation to the fund.

The Fund has been conducted in accordance with its governing rules at all times during the year and there were no amendments to the governing rules during the year, except as notified to you.

The Trustees have complied with all aspects of the trustee requirements of the SISA and SISR.

The Trustees are not subject to any contract or obligation which would prevent or hinder the Trustees in properly executing their functions and powers.

The Fund has been conducted in accordance with the SISA, the SISR and the governing rules of the Fund.

The Fund has complied with the requirements of the SISA and SISR specified in the approved form auditor's report as issued by the ATO, which are sections 17A, 35AE, 35B, 35C(2), 62, 65, 66, 67, 67A, 67B, 82-85, 103, 104A, 105, 109 and 126K of the SISA and regulations 1.06(9A), 4.09, 4.09A, 5.03, 5.08, 6.17, 7.04, 8.02B, 13.12, 13.13, 13.14 and 13.18AA of the SISR.

All contributions accepted and benefits paid have been in accordance with the governing rules of the Fund and relevant provisions of the SISA and SISR.

There have been no communications from regulatory agencies concerning non-compliance with, or deficiencies in, financial reporting practices that could have a material effect on the financial report *or we have disclosed to you all*

known instances of non-compliance or suspected non-compliance with laws and regulations whose effects should be considered when preparing the financial report and the Auditor's/actuary contravention report.

4. Investment Strategy

The investment strategy has been determined and reviewed with due regard to risk, including recoverability of investments, return, liquidity, diversity and the insurance needs of Fund members, and the assets of the Fund are in line with this strategy.

5. Accounting Policies

All the significant accounting policies of the Fund are adequately described in the Financial Report and the Notes attached thereto. These policies are consistent with the policies adopted last year.

6. Fund Books and Records

All transactions have been recorded in the accounting records and are reflected in the financial report. We have made available to you all financial records and related data, other information, explanations and assistance necessary for the conduct of the audit; and minutes of all meetings of the Trustees.

We acknowledge our responsibility for the design and implementation of internal controls to prevent and detect error and fraud. We have established and maintained an adequate internal control structure to facilitate the preparation of reliable financial reports, and adequate financial records have been maintained. There are no material transactions that have not been properly recorded in the accounting records underlying the financial report.

We have disclosed to you the results of our assessment of the risk that the financial report may be materially misstated as a result of fraud. We have disclosed to you all information in relation to fraud or suspected fraud that we are aware of and that affects the Fund and involves the Trustees or others.

In instances where the fund uses a custodian, we confirm we have not been advised of any fraud, non-compliance with laws and regulations or uncorrected misstatements that would affect the financial report of the fund.

Information retention obligations have been complied with, including:

- Accounting records and financial reports are being kept for five (5) years,
- Minutes and records of trustees'/directors of the corporate trustee meetings/decisions are being kept for ten (10) years;
- Records of trustees'/directors of the corporate trustees' changes and trustees' consents are being kept for at least ten (10) years;
- Copies of all member or beneficiary reports are being kept for ten (10) years; and
- Trustee declarations in the approved form have been signed and are being kept for each Trustee appointed after 30 June 2007.

7. Fraud, error and non-compliance

There have been no:

- a) Frauds, error or non-compliance with laws and regulations involving management or employees who have a significant role in the internal control structure that could have a material effect on the financial report.
- b) Communications from regulatory agencies concerning non-compliance with, or deficiencies in, financial reporting practices that could have a material effect on the financial report.
- c) Violations or possible violations of laws or regulations whose effects should have been considered for disclosure in the financial report or as a basis for recording an expense.

8. Asset Form and Valuation

The assets of the Fund are being held in a form suitable for the benefit of the Members of the Fund, and are in accordance with our investment strategy.

Investments are carried in the books at their net market value. Such amounts are considered reasonable in light of present circumstances.

We have no plans or intentions that may materially affect the carrying values, or classification, of assets and liabilities.

We have assessed their recoverability and we are comfortable that the fund will be able, if needed, to realise these assets.

There are no commitments, fixed or contingent, for the purchase or sale of long term investments.

9. Safeguarding Assets

We have considered the importance of safeguarding the assets of the fund, and we confirm we have the following procedures in place to achieve this:

- Authorised signatories on bank and investment accounts are regularly reviewed and considered appropriate; and
- Tangible assets are, where appropriate, adequately insured and appropriately stored.

10. Significant Assumptions

We believe that significant assumptions used by us in making accounting estimates are reasonable.

11. Ownership and Pledging of Assets

The Fund has satisfactory title to all assets appearing in the Statement of Financial Position. All investments are registered in the name of the Fund, where possible, and are in the custody of the respective Trustee.

There are no liens or encumbrances on any assets or benefits and no assets, benefits or interests in the Fund have been pledged or assigned to secure liabilities of others.

All assets of the Fund are held separately from the assets of the members, employers and the Trustees. All assets are acquired, maintained and disposed of on an arm's length basis and appropriate action is taken to protect the assets of the Fund.

12. Payment of benefits

Benefits have been calculated and provided to members in accordance with the provisions of the Fund's governing rules and the relevant legislation.

The Trustee has revalued Member/s benefits to market value just prior to paying out a portion or all of a member's account balance.

13. Related Parties

We have disclosed to you the identity of the Fund's related parties and all related party transactions and relationships. Related party transactions and related amounts receivable have been properly recorded or disclosed in the financial report.

[Delete this paragraph if not applicable]

Acquisitions from, loans to, leasing of assets to and investments in related parties have not exceeded the in-house asset restrictions in the SISA at the time of investment, acquisition or at year end.

The Fund has not made any loans or provided financial assistance to members of the Fund or their relatives.

If the Fund owns residential property the members of the Fund or associates or other related parties do not lease, or use the property for personal use.

14. Acquisitions from related parties

No assets have been acquired by the Fund from members or associates or other related parties of the Fund other than those assets specifically exempted by Section 66 of SISA.

15. Borrowings

The Fund has not borrowed money or maintained any borrowings during the period, with the exception of borrowings which were allowable under SISA.

16. Subsequent Events

No events or transactions have occurred since the date of the financial report, or are pending, which would have a significant adverse effect on the Fund's financial position at that date, or which are of such significance in relation to the Fund as to require mention in the notes to the Financial Statements in order to ensure they are not misleading as to the financial position of the Fund or its operations.

17. Outstanding Legal Action

[Delete this paragraph if not applicable]

We confirm that you have been advised of all significant legal matters, and that all known actual or possible litigation and claims have been adequately accounted for, and been appropriately disclosed in the financial report. There have been no communications from the ATO concerning a contravention of the SISA or SISR which has occurred, is occurring or is about to occur.

18. Going Concern

We confirm we have no knowledge of any event or conditions that would cast significant doubt on the fund's ability to continue as a going concern.

19. Residency

The Trustees declare that the Fund was a resident Australian superannuation fund at all times during the year of income.

20. Investment Returns

Investment returns of the Fund have been allocated to members in a manner that is fair and reasonable.

21. Insurance

Where the Fund has taken out a life insurance policy on behalf of a member, the Trustee confirms that the Fund is the beneficial owner.

The Trustee also confirms that the Fund has not purchased a policy over the life of a member, where the purchase is a condition and consequence of a buy-sell agreement the member has entered into with another individual.

22. Limiting powers of Trustees

The Trustees have not entered into a contract or done anything else, that would prevent the Trustees from, or hinder the Trustees in, properly performing or exercising the Trustees' functions and powers.

23. Collectables and Personal Use Assets

If the Trustees own collectables and/or personal use assets these assets are not being used for personal use.

24. Uncorrected misstatements

We believe the effects of those uncorrected financial report misstatements aggregated by the auditor during the audit are immaterial, both individually and in aggregate, to the financial report taken as a whole. A summary of such items is attached.

25. Additional Matters

Include any additional matters relevant to the particular circumstances of the audit, for example:

- The work of an expert has been used; or
- Justification for a change in accounting policy

We understand that your examination was made in accordance with Australian Auditing Standards and applicable Standards on Assurance Engagements and was, therefore, designed primarily for the purpose of expressing an opinion on the financial report of the Fund taken as a whole, and on the compliance of the Fund with specified requirements of SISA and SISR, and that your tests of the financial and compliance records and other auditing procedures were limited to those which you considered necessary for that purpose.

Yours sincerely,
For and on behalf of the Trustee(s)

.....
Lynnette Lynch
Lynne's Super Fund Pty Ltd
Director
03 March 2021

Self-managed superannuation fund annual return **2020**

Who should complete this annual return?

Only self-managed superannuation funds (SMSFs) can complete this annual return. All other funds must complete the *Fund income tax return 2020* (NAT 71287).

- ❗ The *Self-managed superannuation fund annual return instructions 2020* (NAT 71606) (the instructions) can assist you to complete this annual return.
- ⊖ The SMSF annual return cannot be used to notify us of a change in fund membership. You must update fund details via ABR.gov.au or complete the Change of details for superannuation entities form (NAT 3036).

To complete this annual return

- Print clearly, using a BLACK pen only.
- Use BLOCK LETTERS and print one character per box.

S	M	I	T	H		S	T				
---	---	---	---	---	--	---	---	--	--	--	--
- Place in ALL applicable boxes.

- Postal address for annual returns:

Australian Taxation Office
GPO Box 9845
[insert the name and postcode
of your capital city]

For example;

Australian Taxation Office
GPO Box 9845
SYDNEY NSW 2001

Section A: Fund information

1 Tax file number (TFN)

- ❗ The ATO is authorised by law to request your TFN. You are not obliged to quote your TFN but not quoting it could increase the chance of delay or error in processing your annual return. See the Privacy note in the Declaration.

➤ To assist processing, write the fund's TFN at the top of pages 3, 5, 7 and 9.

2 Name of self-managed superannuation fund (SMSF)

3 Australian business number (ABN) (if applicable)

4 Current postal address

Suburb/town

State/territory

Postcode

5 Annual return status

- | | | |
|----------------------------------------------------------------|-------------|-----|
| Is this an amendment to the SMSF's 2020 return? | A No | Yes |
| Is this the first required return for a newly registered SMSF? | B No | Yes |

6 SMSF auditor

Auditor's name

Title: Mr Mrs Miss Ms Other

Family name

First given name

Other given names

SMSF Auditor Number

Auditor's phone number

Postal address

Suburb/town

State/territory

Postcode

Date audit was completed **A** Day / Month / YearWas Part A of the audit report qualified? **B** No YesWas Part B of the audit report qualified? **C** No YesIf Part B of the audit report was qualified,
have the reported issues been rectified? **D** No Yes**7 Electronic funds transfer (EFT)**

We need your self-managed super fund's financial institution details to pay any super payments and tax refunds owing to you.

A Fund's financial institution account details

This account is used for super contributions and rollovers. Do not provide a tax agent account here.

Fund BSB number

Fund account number

Fund account name

I would like my tax refunds made to this account. **Go to C.****B Financial institution account details for tax refunds**

This account is used for tax refunds. You can provide a tax agent account here.

BSB number

Account number

Account name

C Electronic service address aliasProvide the electronic service address alias (ESA) issued by your SMSF messaging provider.
(For example, SMSFdataESAAlias). See instructions for more information.

- 8 Status of SMSF** Australian superannuation fund **A** No Yes Fund benefit structure **B** Code
- Does the fund trust deed allow acceptance of the Government's Super Co-contribution and Low Income Super Amounts? **C** No Yes

9 Was the fund wound up during the income year?

No Yes **▶** If yes, provide the date on which the fund was wound up Day / Month / Year **▶** Have all tax lodgment and payment obligations been met? No Yes

10 Exempt current pension income

Did the fund pay retirement phase superannuation income stream benefits to one or more members in the income year?

To claim a tax exemption for current pension income, you must pay at least the minimum benefit payment under the law. Record exempt current pension income at Label **A**.

No **▶** Go to Section B: Income.

Yes **▶** Exempt current pension income amount **A** \$

Which method did you use to calculate your exempt current pension income?

Segregated assets method **B**

Unsegregated assets method **C** **▶** Was an actuarial certificate obtained? **D** Yes

Did the fund have any other income that was assessable?

E Yes **▶** Go to Section B: Income.

No **▶** Choosing 'No' means that you do not have any assessable income, including no-TFN quoted contributions. Go to Section C: Deductions and non-deductible expenses. (Do **not** complete Section B: Income.)

If you are entitled to claim any tax offsets, you can list these at Section D: Income tax calculation statement.

Section B: Income

Do not complete this section if all superannuation interests in the SMSF were supporting superannuation income streams in the retirement phase for the **entire year**, there was **no** other income that was assessable, and you **have not** realised a deferred notional gain. If you are entitled to claim any tax offsets, you can record these at Section D: Income tax calculation statement.

11 Income

Did you have a capital gains tax (CGT) event during the year?

G No Yes

If the total capital loss or total capital gain is greater than \$10,000 or you elected to use the transitional CGT relief in 2017 and the deferred notional gain has been realised, complete and attach a *Capital gains tax (CGT) schedule 2020*.

Have you applied an exemption or rollover?

M No Yes

Code

Net capital gain **A** \$

Gross rent and other leasing and hiring income **B** \$

Gross interest **C** \$

Forestry managed investment scheme income **X** \$

Gross foreign income		Loss
D1 \$	Net foreign income	D \$

Australian franking credits from a New Zealand company **E** \$

Transfers from foreign funds **F** \$

Number

Gross payments where ABN not quoted **H** \$

Gross distribution from partnerships **I** \$

Loss

Calculation of assessable contributions	
Assessable employer contributions	
R1 \$	
plus Assessable personal contributions	
R2 \$	
plus [#] No-TFN-quoted contributions	
R3 \$	(an amount must be included even if it is zero)
less Transfer of liability to life insurance company or PST	
R6 \$	

*Unfranked dividend amount **J** \$

*Franked dividend amount **K** \$

*Dividend franking credit **L** \$

*Gross trust distributions **M** \$

Code

Assessable contributions
R \$
(**R1** plus **R2** plus **R3** less **R6**)

Calculation of non-arm's length income	
*Net non-arm's length private company dividends	
U1 \$	
plus *Net non-arm's length trust distributions	
U2 \$	
plus *Net other non-arm's length income	
U3 \$	

*Other income **S** \$

*Assessable income due to changed tax status of fund **T** \$

Code

Net non-arm's length income
U \$
(subject to 45% tax rate)
(**U1** plus **U2** plus **U3**)

#This is a mandatory label.
*If an amount is entered at this label, check the instructions to ensure the correct tax treatment has been applied.

GROSS INCOME (Sum of labels A to U)	W \$	Loss
--------------------------------------------------------------	-------------	------

Exempt current pension income **Y** \$

TOTAL ASSESSABLE INCOME (W less Y)	V \$	Loss
--------------------------------------------------------------	-------------	------

Section C: Deductions and non-deductible expenses

12 Deductions and non-deductible expenses

- Under 'Deductions' list all expenses and allowances you are entitled to claim a deduction for. Under 'Non-deductible expenses', list all other expenses or normally allowable deductions that you cannot claim as a deduction (for example, all expenses related to exempt current pension income should be recorded in the 'Non-deductible expenses' column).

DEDUCTIONS		NON-DEDUCTIBLE EXPENSES	
Interest expenses within Australia	A1 \$		A2 \$
Interest expenses overseas	B1 \$		B2 \$
Capital works expenditure	D1 \$		D2 \$
Decline in value of depreciating assets	E1 \$		E2 \$
Insurance premiums – members	F1 \$		F2 \$
SMSF auditor fee	H1 \$		H2 \$
Investment expenses	I1 \$		I2 \$
Management and administration expenses	J1 \$		J2 \$
Forestry managed investment scheme expense	U1 \$		U2 \$
Other amounts	L1 \$	Code	L2 \$
Tax losses deducted	M1 \$		

TOTAL DEDUCTIONS
N \$
 (Total **A1** to **M1**)

TOTAL NON-DEDUCTIBLE EXPENSES
Y \$
 (Total **A2** to **L2**)

#TAXABLE INCOME OR LOSS Loss
O \$
(TOTAL ASSESSABLE INCOME less TOTAL DEDUCTIONS)

TOTAL SMSF EXPENSES
Z \$
 (**N plus Y**)

#This is a mandatory label.

Section D: Income tax calculation statement

#Important:

Section B label **R3**, Section C label **O** and Section D labels **A, T1, J, T5** and **I** are mandatory. If you leave these labels blank, you will have specified a zero amount.

13 Calculation statement

Please refer to the *Self-managed superannuation fund annual return instructions 2020* on how to complete the calculation statement.

#Taxable income	A \$	<i>(an amount must be included even if it is zero)</i>
#Tax on taxable income	T1 \$	<i>(an amount must be included even if it is zero)</i>
#Tax on no-TFN-quoted contributions	J \$	<i>(an amount must be included even if it is zero)</i>

Gross tax **B \$**

(T1 plus J)

Foreign income tax offset	
C1 \$	
Rebates and tax offsets	Non-refundable non-carry forward tax offsets
C2 \$	C \$
	<i>(C1 plus C2)</i>

SUBTOTAL 1

T2 \$

(B less C – cannot be less than zero)

Early stage venture capital limited partnership tax offset	
D1 \$	
Early stage venture capital limited partnership tax offset carried forward from previous year	Non-refundable carry forward tax offsets
D2 \$	D \$
Early stage investor tax offset	<i>(D1 plus D2 plus D3 plus D4)</i>
D3 \$	
Early stage investor tax offset carried forward from previous year	SUBTOTAL 2
D4 \$	T3 \$
	<i>(T2 less D – cannot be less than zero)</i>

Complying fund's franking credits tax offset	
E1 \$	
No-TFN tax offset	
E2 \$	
National rental affordability scheme tax offset	Refundable tax offsets
E3 \$	E \$
Exploration credit tax offset	<i>(E1 plus E2 plus E3 plus E4)</i>
E4 \$	

#TAX PAYABLE **T5 \$**

(T3 less E – cannot be less than zero)

Section 102AAM interest charge

G \$

Credit for interest on early payments – amount of interest	
H1 \$	
Credit for tax withheld – foreign resident withholding (excluding capital gains)	
H2 \$	
Credit for tax withheld – where ABN or TFN not quoted (non-individual)	
H3 \$	
Credit for TFN amounts withheld from payments from closely held trusts	
H5 \$	
Credit for interest on no-TFN tax offset	
H6 \$	
Credit for foreign resident capital gains withholding amounts	
H8 \$	
	Eligible credits
	H \$
	(H1 plus H2 plus H3 plus H5 plus H6 plus H8)

#Tax offset refunds (Remainder of refundable tax offsets)	I \$	(unused amount from label E – an amount must be included even if it is zero)
--------------------------------------------------------------	-------------	-------------------------------------------------------------------------------------

PAYG instalments raised

K \$

Supervisory levy

L \$

Supervisory levy adjustment for wound up funds

M \$

Supervisory levy adjustment for new funds

N \$

AMOUNT DUE OR REFUNDABLE A positive amount at S is what you owe, while a negative amount is refundable to you.	S \$	(T5 plus G less H less I less K plus L less M plus N)
---------------------------------------------------------------------------------------------------------------------------------	-------------	-------------------------------------------------------

#This is a mandatory label.

Section E: Losses**14 Losses**

! If total loss is greater than \$100,000, complete and attach a Losses schedule 2020.

Tax losses carried forward to later income years **U \$**
 Net capital losses carried forward to later income years **V \$**

Section F: Member information

MEMBER 1

Title: Mr Mrs Miss Ms Other

Family name

First given name

Other given names

Member's TFN

See the Privacy note in the Declaration.

Date of birth / /

Contributions

OPENING ACCOUNT BALANCE \$

I Refer to instructions for completing these labels.

Employer contributions

A \$

ABN of principal employer

A1

Personal contributions

B \$

CGT small business retirement exemption

C \$

CGT small business 15-year exemption amount

D \$

Personal injury election

E \$

Spouse and child contributions

F \$

Other third party contributions

G \$

Proceeds from primary residence disposal

H \$

Receipt date / /

H1

Assessable foreign superannuation fund amount

I \$

Non-assessable foreign superannuation fund amount

J \$

Transfer from reserve: assessable amount

K \$

Transfer from reserve: non-assessable amount

L \$

Contributions from non-complying funds and previously non-complying funds

T \$

Any other contributions (including Super Co-contributions and Low Income Super Amounts)

M \$

TOTAL CONTRIBUTIONS **N** \$

(Sum of labels **A** to **M**)

Other transactions

Allocated earnings or losses **O** \$

Loss

Accumulation phase account balance

S1 \$

Retirement phase account balance – Non CDBIS

S2 \$

Retirement phase account balance – CDBIS

S3 \$

TRIS Count

Inward rollovers and transfers **P** \$

Outward rollovers and transfers **Q** \$

Lump Sum payments **R1** \$

Income stream payments **R2** \$

Code

Code

CLOSING ACCOUNT BALANCE **S** \$

(**S1** plus **S2** plus **S3**)

Accumulation phase value **X1** \$

Retirement phase value **X2** \$

Outstanding limited recourse borrowing arrangement amount **Y** \$

Section G: Supplementary member information

MEMBER 5

Title: Mr Mrs Miss Ms Other

Account status

Code

Family name

First given name

Other given names

Member's TFN

See the Privacy note in the Declaration.

Date of birth

Day / Month / Year

If deceased, date of death

Day / Month / Year

Contributions

OPENING ACCOUNT BALANCE \$

I Refer to instructions for completing these labels.

Employer contributions

A \$

ABN of principal employer

A1

Personal contributions

B \$

CGT small business retirement exemption

C \$

CGT small business 15-year exemption amount

D \$

Personal injury election

E \$

Spouse and child contributions

F \$

Other third party contributions

G \$

Proceeds from primary residence disposal

H \$

Receipt date Day / Month / Year

H1

Assessable foreign superannuation fund amount

I \$

Non-assessable foreign superannuation fund amount

J

Transfer from reserve: assessable amount

K \$

Transfer from reserve: non-assessable amount

L \$

Contributions from non-complying funds and previously non-complying funds

T \$

Any other contributions (including Super Co-contributions and Low Income Super Amounts)

M \$

TOTAL CONTRIBUTIONS N \$

(Sum of labels **A** to **M**)

Other transactions

Allocated earnings or losses **O** \$

Loss

Accumulation phase account balance

S1 \$

Retirement phase account balance – Non CDBIS

S2 \$

Retirement phase account balance – CDBIS

S3 \$

TRIS Count

Inward rollovers and transfers **P** \$

Outward rollovers and transfers **Q** \$

Lump Sum payments **R1** \$

Income stream payments **R2** \$

Code

Code

CLOSING ACCOUNT BALANCE S \$

(**S1** plus **S2** plus **S3**)

Accumulation phase value **X1** \$

Retirement phase value **X2** \$

Outstanding limited recourse borrowing arrangement amount **Y** \$

Section H: Assets and liabilities
15 ASSETS**15a Australian managed investments**Listed trusts **A \$**Unlisted trusts **B \$**Insurance policy **C \$**Other managed investments **D \$****15b Australian direct investments**Cash and term deposits **E \$****Limited recourse borrowing arrangements**

Australian residential real property

J1 \$

Australian non-residential real property

J2 \$

Overseas real property

J3 \$

Australian shares

J4 \$

Overseas shares

J5 \$

Other

J6 \$

Property count

J7Debt securities **F \$**Loans **G \$**Listed shares **H \$**Unlisted shares **I \$**Limited recourse
borrowing arrangements **J \$**Non-residential
real property **K \$**Residential
real property **L \$**Collectables and
personal use assets **M \$**Other assets **O \$****15c Other investments**Crypto-Currency **N \$****15d Overseas direct investments**Overseas shares **P \$**Overseas non-residential real property **Q \$**Overseas residential real property **R \$**Overseas managed investments **S \$**Other overseas assets **T \$****TOTAL AUSTRALIAN AND OVERSEAS ASSETS U \$**(Sum of labels **A** to **T**)**15e In-house assets**

Did the fund have a loan to, lease to or investment in, related parties (known as in-house assets) at the end of the income year? **A** No **Yes** **B** \$

15f Limited recourse borrowing arrangements

If the fund had an LRBA were the LRBA borrowings from a licensed financial institution? **A** No Yes

Did the members or related parties of the fund use personal guarantees or other security for the LRBA? **B** No Yes

16 LIABILITIES

Borrowings for limited recourse borrowing arrangements

V1 \$

Permissible temporary borrowings

V2 \$

Other borrowings

V3 \$Borrowings **V \$**

Total member closing account balances (total of all **CLOSING ACCOUNT BALANCES** from Sections F and G) **W \$**

Reserve accounts **X \$**Other liabilities **Y \$****TOTAL LIABILITIES Z \$****Section I: Taxation of financial arrangements****17 Taxation of financial arrangements (TOFA)**Total TOFA gains **H \$**Total TOFA losses **I \$****Section J: Other information****Family trust election status**

If the trust or fund has made, or is making, a family trust election, write the four-digit **income year specified** of the election (for example, for the 2019-20 income year, write **2020**). **A**

If revoking or varying a family trust election, print **R** for revoke or print **V** for variation, and complete and attach the *Family trust election, revocation or variation 2020*. **B**

Interposed entity election status

If the trust or fund has an existing election, write the earliest income year specified. If the trust or fund is making one or more elections this year, write the earliest income year being specified and complete an *Interposed entity election or revocation 2020* for each election. **C**

If revoking an interposed entity election, print **R**, and complete and attach the *Interposed entity election or revocation 2020*. **D**

Section K: Declarations

 Penalties may be imposed for false or misleading information in addition to penalties relating to any tax shortfalls.

Important

Before making this declaration check to ensure that all income has been disclosed and the annual return, all attached schedules and any additional documents are true and correct in every detail. If you leave labels blank, you will have specified a zero amount or the label was not applicable to you. If you are in doubt about any aspect of the annual return, place all the facts before the ATO.

Privacy

The ATO is authorised by the **Taxation Administration Act 1953** to request the provision of tax file numbers (TFNs). We will use the TFN to identify the entity in our records. It is not an offence not to provide the TFN. However if you do not provide the TFN, the processing of this form may be delayed.

Taxation law authorises the ATO to collect information and disclose it to other government agencies. For information about your privacy go to ato.gov.au/privacy

TRUSTEE'S OR DIRECTOR'S DECLARATION:

I declare that, the current trustees and directors have authorised this annual return and it is documented as such in the SMSF's records. I have received a copy of the audit report and are aware of any matters raised therein. The information on this annual return, including any attached schedules and additional documentation is true and correct.

Authorised trustee's, director's or public officer's signature

Date Day / Month / Year

Preferred trustee or director contact details:

Title: Mr Mrs Miss Ms Other

Family name

First given name

Other given names

Phone number

Email address

Non-individual trustee name (if applicable)

ABN of non-individual trustee

Time taken to prepare and complete this annual return

Hrs

 The Commissioner of Taxation, as Registrar of the Australian Business Register, may use the ABN and business details which you provide on this annual return to maintain the integrity of the register. For further information, refer to the instructions.

TAX AGENT'S DECLARATION:

I declare that the Self-managed superannuation fund annual return 2020 has been prepared in accordance with information provided by the trustees, that the trustees have given me a declaration stating that the information provided to me is true and correct, and that the trustees have authorised me to lodge this annual return.

Tax agent's signature

Date Day / Month / Year

Tax agent's contact details

Title: Mr Mrs Miss Ms Other

Family name

First given name

Other given names

Tax agent's practice

Tax agent's phone number

Reference number

Tax agent number

Cannot generate Contributions Summary report. ERROR - There is no data. Contributions Summary Report cannot be displayed.