

Investment summary

Souvlis Family Super Fund

Prepared by Dylan Katzer of Burrell Stockbroking

Your adviser

Address GPO Box 1398, BRISBANE, QLD, 4001, AUS
Email Address clientservices@burrell.com.au
Contact Number

Your details

Address Souvlis Family Super Fund, PO Box 478, NEW FARM, QLD, 4005, AUS
Email Address t.souvlis@gmail.com
Contact Number 0408 882 843



To access live updates, log in to your investor portal
Use your mobile phone camera to scan this image

Souvlis Family Super Fund

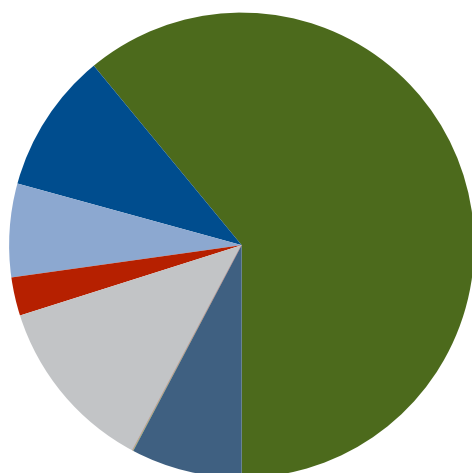
Investment summary

01 Jul 2020 to 30 Jun 2021

Your account

	\$
Starting market value	2,127,075.05
Total additions	25,874.00
Total withdrawals	-59,007.94
Net withdrawal	-33,133.94
Realised and unrealised gains/losses	368,588.16
Total income net of foreign tax paid	74,265.61
General expenses	-3,685.00
Advice fees	-12,787.88
Portfolio management fees	-7,315.39
Total expenses	-23,788.27
Forex movements	-
Net internal transfers	-
Ending market value	2,513,006.61

Asset class allocation



'Cash and equivalents' in the chart above is the net of the portfolio's percentage allocation to Cash, Unsettled transactions and Income declared but not paid.

Your performance

Periods to 30 Jun 2021	Since 01/07/2020
Portfolio return before expenses (TWR)	21.97%
Portfolio return after expenses (TWR)	20.73%
MORNINGSTAR AUSTRALIA GROWTH TARGET ALLOCATION NR AUD	20.38%

Moderate Growth

Asset class	Market value \$	% Net portfolio value
Domestic Shares	1,532,021.17	60.97%
International Shares	245,308.71	9.76%
Domestic Listed Property	163,170.66	6.49%
Domestic Direct Property	67,102.85	2.67%
Domestic Fixed Interest	310,328.81	12.35%
Other	48.00	-
Options	944.27	0.04%
Cash & Equivalents	194,082.14	7.72%
Total portfolio value	2,513,006.61	100%

Souvlis Family Super Fund

Investment summary

01 Jul 2020 to 30 Jun 2021

158589: Souvlis Family Super Fund

Investment movements summary

01 Jul 2020 to 30 Jun 2021

Investment movements summary

Asset class	Starting market value \$	Starting weight %	Net movements \$	Gain/loss \$	Ending market value \$	Ending weight %	Income \$	Franking credits \$	Total return \$	Total return %	Capital return %	Income return %
Domestic Shares	1,331,069.72	62.58%	-97,431.71	298,383.16	1,532,021.17	60.96%	45,629.90	14,221.63	358,234.69	28.34%	24.1%	4.24%
International Shares	197,591.94	9.29%	32,078.00	15,638.77	245,308.71	9.76%	7,858.92	-	23,497.69	10.04%	6.44%	3.6%
Domestic Listed Property	117,184.97	5.51%	21,719.92	24,265.77	163,170.66	6.49%	6,322.70	116.03	30,704.50	21.27%	17.02%	4.25%
Domestic Direct Property	60,987.68	2.87%	-	6,115.17	67,102.85	2.67%	3,394.39	-	9,509.56	16.01%	10.49%	5.52%
Domestic Fixed Interest	328,056.08	15.42%	-40,790.90	23,063.63	310,328.81	12.35%	10,652.85	1,390.87	35,107.35	10.99%	7.32%	3.67%
Other	48.00	-	-	-	48.00	-	-	-	-	-	-	-
Options	1,241.73	0.06%	-1,419.12	1,121.66	944.27	0.04%	-	-	1,121.66	-31.49%	-31.49%	-
Totals for investments	2,036,180.12	95.73%	-85,843.81	368,588.16	2,318,924.47	92.28%	73,858.76	15,728.53	458,175.45	23.17%	19.01%	4.17%
Cash	75,312.52	3.54%			177,009.19	7.04%	421.17		421.17			
Receivables and payables	15,582.41	0.73%			17,072.95	0.68%	-		-			
Portfolio totals	2,127,075.05		-85,843.81	368,588.16	2,513,006.61		74,279.93	15,728.53	458,596.62			

Gain/loss

The gain/loss is the net of the realised and unrealised gain/loss for the performance period. The gain/loss for short options will include a realised gain from the option premium received within the period.

The performance gain/loss is different from the gain/loss shown in valuation or tax reports, which is calculated using the original cost base at a tax lot level.

Please note, accurate gain/loss reporting is dependent on the provision of complete and accurate cost information across the portfolio.

Total return dollar amount

This is the sum of the realised and unrealised gain/loss plus income and franking credits accrued before expenses.

Percentage investment returns

The percentage return is before expenses and has been calculated using the time-weighted return (TWR) method. Sub-period returns have been calculated and geometrically linked to remove the impact of the timing and size of investment movements. A sub-period ends on the last day of each month within the performance period and on the accrual date of any investment movement within the portfolio. The sub-period return includes the change in the investment's value plus the income and franking credits accrued within the sub-period. Income receivable at the beginning and end of a sub-period is added to the investment's value. To calculate the sub-period return the ending value is adjusted to exclude the net of investment movements on the sub-period end date.

The percentage **income return** is the percentage return attributable to income based on the ratio of total income and franking credits to the total return amount.

The percentage **capital return** is the percentage return attributable to the investment's realised and unrealised Gain/loss, based on the ratio of the Gain/loss to the total return amount.

158589: Souvlis Family Super Fund

Portfolio performance

01 Jul 2020 to 30 Jun 2021

Movement in value

	\$
Starting market value	2,127,075.05
Net withdrawal	-33,133.94
Realised and unrealised gains/losses	368,588.16
Total income net of foreign tax paid	74,265.61
Total expenses	-23,788.27
Ending market value	2,513,006.61
Movement in value	385,931.56

Portfolio returns

Realised and unrealised gains/losses	368,588.16
Total income	74,279.93
Franking credits	15,728.53
Total dollar return before expenses	458,596.62
Total expenses	-23,788.27
Total dollar return after expenses	434,808.35

Periods to 30 Jun 2021

	Since 01/07/2020
Portfolio return before expenses (TWR)	21.97%
Portfolio return after expenses (TWR)	20.73%

MORNINGSTAR AUSTRALIA GROWTH TARGET ALLOCATION NR AUD 20.38%

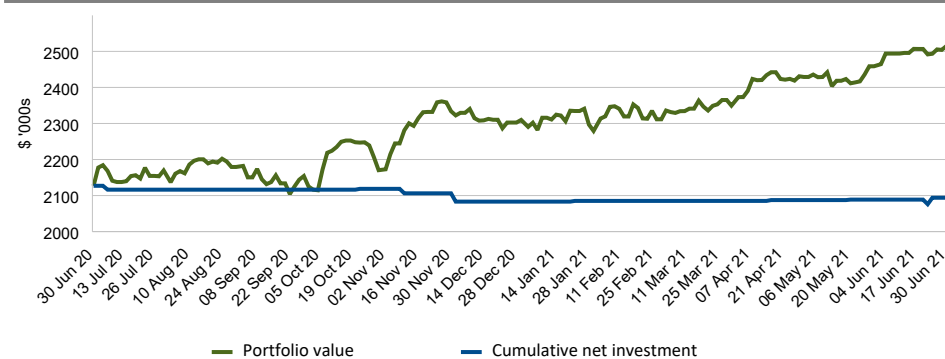
The portfolio's inception date for performance calculation purposes is 01 Sep 2016.

Loans (if applicable) have been excluded from portfolio performance calculations.

Portfolio total dollar and percentage returns are inclusive of franking credits. Percentage returns have been calculated using the Time Weighted Return (TWR) method.

Past performance is not an indication of future performance.

Value versus cumulative net investment



Returns over time



158589: Souvlis Family Super Fund

Tax summary

01 Jul 2020 to 30 Jun 2021

Assessable income

Australian income		
Interest	Interest	3,127.22
	Interest exempt from NRWT	-
	Total interest	3,127.22
Dividends	Unfranked	4,142.36
	Unfranked CFI	2,327.31
	Total unfranked	6,469.67
	Franked	29,413.96
	Franking credits	12,605.96
	Total dividends	48,489.59
Trust income	Franked distributions	3,297.70
	Franking credits	1,890.47
	Gross franked distributions	5,188.17
	Other trust income (a)	8,315.98
	Total trust income	13,504.15
Total Australian income		65,120.96
Foreign income		
Other	Other foreign source income	1,201.03
	Total other	1,201.03
Total foreign income		1,201.03
Net capital gain (b)		25,627.43
Total assessable income		91,949.42

(a) Share of net income from trusts (excluding gross franked distributions, foreign income, capital gains, and non-assessable amounts). For more details, refer to the 'Trust income' section of the **Income transactions** report.

(b) For more details, refer to the 'Summary of CGT gains/losses' section of the **Realised CGT** report.

Deductions

Administration expenses	General expenses	-3,685.00
		-3,685.00
Investment expenses	Advice fees	-12,787.88
	Portfolio management fees	-7,315.39
		-20,103.27
Total deductions		-23,788.27

Tax offsets, credits and NCMi

Franking credits		
Dividends	Franking credits	12,605.96
	Less franking credits denied	-
		12,605.96
Trust income	Franking credits	1,890.47
	Less franking credits denied	-
		1,890.47
Total franking credits		14,496.43
Foreign tax (a)		
Trust income	Other	15.73
		15.73
Total foreign tax		15.73
NCMI (b)		
NPP - Non-concessional MIT income		31.14
NPP - Excluded from NCMi		271.53
Capital gains - Non-concessional MIT income		-
Capital gains - Excluded from NCMi		-

158589: Souvlis Family Super Fund

Tax summary

01 Jul 2020 to 30 Jun 2021

(a) Foreign tax withheld from or paid in respect of foreign-source income that was derived during the income year. While foreign tax withheld or paid may be taken into account when calculating any entitlement to a foreign income tax offset (FITO), it does not necessarily equate to the FITO entitlement.

(b) NCMI amounts reported are based on information made available and provided by managed investment trusts.

158589: Souvlis Family Super Fund

Portfolio valuation

As at 30 Jun 2021

Net portfolio value \$2,513,006.61

Asset	Quantity	Avg unit cost \$	Actual cost \$	Unit price \$	Market value \$	Portfolio weight %	Gain/loss \$	Gain/loss %	Est income (a) \$	Est yield (b) %	
ASX Listed											
ADI	DEXUS INDUSTRIA REIT FULLY PAID ORDINARY/UNITS STAPLED SECURITIES	14,133	2.4632	34,811.73	3.32	46,921.56	1.87%	12,109.83	34.79%	2,416.75	5.15%
AMC	AMCOR PLC CDI 1:1 FOREIGN EXEMPT NYSE	1,500	11.0447	16,567.02	15.13	22,695.00	0.9%	6,127.98	36.99%	943.20	4.16%
ANZ	AUSTRALIA AND NEW ZEALAND BANKING GROUP LIMITED FPO	2,200	26.7736	58,901.83	28.15	61,930.00	2.46%	3,028.17	5.14%	1,320.00	2.13%
ANZPE	AUSTRALIA AND NEW ZEALAND BANKING GROUP LIMITED CAP NOTE 6-BBSW+3.25% PERP NON-CUM RED T-03-22	250	99.8029	24,950.73	102.20	25,550.00	1.02%	599.27	2.4%	633.75	2.48%
BENPH	BENDIGO AND ADELAIDE BANK LIMITED CAP NOTE 3-BBSW+3.80% PERP NON-CUM RED T-06-27	250	100.00	25,000.00	105.50	26,375.00	1.05%	1,375.00	5.5%	361.55	1.37%
BHP	BHP GROUP LIMITED FPO	1,296	27.9746	36,255.04	48.57	62,946.72	2.5%	26,691.68	73.62%	2,677.42	4.25%
BLD	BORAL LIMITED. FPO	5,000	4.4126	22,063.20	7.35	36,750.00	1.46%	14,686.80	66.57%	-	-
BOQ	BANK OF QUEENSLAND LIMITED. FPO	8,516	8.9421	76,151.33	9.11	77,580.76	3.09%	1,429.43	1.88%	2,469.64	3.18%
BXB	BRAMBLES LIMITED FPO	1,500	10.2662	15,399.31	11.44	17,160.00	0.68%	1,760.69	11.43%	384.30	2.24%
CAR	CARSALES.COM LIMITED. FPO	1,144	12.5582	14,366.62	19.76	22,605.44	0.9%	8,238.82	57.35%	572.00	2.53%
CBA	COMMONWEALTH BANK OF AUSTRALIA. FPO	330	74.1336	24,464.09	99.87	32,957.10	1.31%	8,493.01	34.72%	818.40	2.48%
CBAPD	COMMONWEALTH BANK OF AUSTRALIA. CAP NOTE 3-BBSW+2.80% PERP NON-CUM RED T-12-22	200	101.9177	20,383.54	101.35	20,270.00	0.81%	-113.54	-0.56%	400.70	1.98%
CBAPG	COMMONWEALTH BANK OF AUSTRALIA. CAP NOTE 3-BBSW+3.40% PERP NON-CUM RED T-04-25	200	100.00	20,000.00	104.00	20,800.00	0.83%	800.00	4%	484.70	2.33%
CGF	CHALLENGER LIMITED FPO	6,269	6.1121	38,316.66	5.41	33,915.29	1.35%	-4,401.37	-11.49%	595.56	1.76%
CGFPC	CHALLENGER LIMITED CAP NOTE 3- BBSW+4.60% PERP NON-CUM RED T-05-26	300	100.00	30,000.00	105.95	31,785.00	1.26%	1,785.00	5.95%	480.00	1.51%
CIM	CIMIC GROUP LIMITED FPO	1,200	25.73	30,875.98	19.78	23,736.00	0.94%	-7,139.98	-23.12%	-	-
COF	CENTURIA OFFICE REIT ORDINARY UNITS FULLY PAID	10,000	2.1253	21,253.00	2.34	23,400.00	0.93%	2,147.00	10.1%	1,682.50	7.19%

158589: Souvlis Family Super Fund

Portfolio valuation

As at 30 Jun 2021

Net portfolio value \$2,513,006.61 continued

Asset	Quantity	Avg unit cost \$	Actual cost \$	Unit price \$	Market value \$	Portfolio weight %	Gain/loss \$	Gain/loss %	Est income (a) \$	Est yield (b) %	
ASX Listed											
CSL	CSL LIMITED FPO	100	283.0877	28,308.77	285.19	28,519.00	1.13%	210.23	0.74%	281.87	0.99%
CTP	CENTRAL PETROLEUM LIMITED FPO	75,000	0.1368	10,258.38	0.117	8,775.00	0.35%	-1,483.38	-14.46%	-	-
CWNHB	CROWN RESORTS LIMITED HYBRID 3-BBSW+4.00% 23-04-75 SUB CUM RED T-07-21	500	102.5993	51,299.67	96.99	48,495.00	1.93%	-2,804.67	-5.47%	2,030.00	4.19%
DRR	DETERRA ROYALTIES LIMITED FPO	3,000	3.7264	11,179.29	4.50	13,500.00	0.54%	2,320.71	20.76%	73.50	0.54%
DXS	DEXUS FULLY PAID UNITS STAPLED SECURITIES	2,500	9.9036	24,759.12	10.67	26,675.00	1.06%	1,915.88	7.74%	1,302.50	4.88%
GCI	GRYPHON CAPITAL INCOME TRUST ORDINARY UNITS FULLY PAID	40,000	2.0025	80,100.00	2.03	81,200.00	3.23%	1,100.00	1.37%	3,468.00	4.27%
IVC	INVOCARE LIMITED FPO	1,000	10.538	10,538.03	11.57	11,570.00	0.46%	1,031.97	9.79%	360.00	3.11%
LLC	LENLEASE GROUP FULLY PAID ORDINARY/UNITS STAPLED SECURITIES	2,765	10.9463	30,266.61	11.46	31,686.90	1.26%	1,420.29	4.69%	504.78	1.59%
MFG	MAGELLAN FINANCIAL GROUP LIMITED FPO	4,000	11.96	47,840.00	53.86	215,440.00	8.57%	167,600.00	350.33%	8,764.00	4.07%
MGF	MAGELLAN GLOBAL FUND. ORDINARY UNITS FULLY PAID CLOSED CLASS	47,611	1.5139	72,078.00	1.81	86,175.91	3.43%	14,097.91	19.56%	-	-
MGFO	MAGELLAN GLOBAL FUND. OPTION EXPIRING 01-MAR-2024 EX AT DISC TO EST NAV	33,724	-	-	0.028	944.27	0.04%	944.27	-	-	-
MQG	MACQUARIE GROUP LIMITED FPO	525	64.1577	33,682.77	156.43	82,125.75	3.27%	48,442.98	143.82%	1,653.75	2.01%
NAB	NATIONAL AUSTRALIA BANK LIMITED FPO	2,175	23.4863	51,082.79	26.22	57,028.50	2.27%	5,945.71	11.64%	1,305.00	2.29%
NABPE	NATIONAL AUSTRALIA BANK LIMITED CAP NOTE 3-BBSW+2.20% 20-09-28 CUM RED T-09-23	300	100.00	30,000.00	101.64	30,492.00	1.21%	492.00	1.64%	676.05	2.22%
NCM	NEWCREST MINING LIMITED FPO	1,891	21.1221	39,941.80	25.28	47,804.48	1.9%	7,862.68	19.69%	826.08	1.73%
NSR	NATIONAL STORAGE REIT FULLY PAID ORDINARY/UNITS STAPLED SECURITIES	13,000	1.5281	19,865.61	1.98	25,740.00	1.02%	5,874.39	29.57%	962.00	3.74%
OML	OOH!MEDIA LIMITED FPO	5,000	2.3521	11,760.30	1.75	8,750.00	0.35%	-3,010.30	-25.6%	-	-
ORE	OROCOBRE LIMITED FPO	4,784	3.182	15,222.63	6.47	30,952.48	1.23%	15,729.85	103.33%	-	-
ORI	ORICA LIMITED FPO	1,500	13.7845	20,676.73	13.28	19,920.00	0.79%	-756.73	-3.66%	495.00	2.48%

158589: Souvlis Family Super Fund

Portfolio valuation

As at 30 Jun 2021

Net portfolio value \$2,513,006.61 continued

Asset	Quantity	Avg unit cost \$	Actual cost \$	Unit price \$	Market value \$	Portfolio weight %	Gain/loss \$	Gain/loss %	Est income (a) \$	Est yield (b) %	
ASX Listed											
OTW	OVER THE WIRE HOLDINGS LIMITED FPO	4,920	4.4258	21,775.12	4.85	23,862.00	0.95%	2,086.88	9.58%	196.80	0.82%
QVE	QV EQUITIES LIMITED FPO	20,000	1.0273	20,545.30	0.995	19,900.00	0.79%	-645.30	-3.14%	1,100.00	5.53%
RIC	RIDLEY CORPORATION LIMITED FPO	5,659	1.405	7,950.89	1.14	6,451.26	0.26%	-1,499.63	-18.86%	-	-
S32	SOUTH32 LIMITED FPO	5,000	2.8251	14,125.45	2.93	14,650.00	0.58%	524.55	3.71%	158.89	1.08%
SHL	SONIC HEALTHCARE LIMITED FPO	1,870	20.3372	38,030.50	38.40	71,808.00	2.86%	33,777.50	88.82%	1,626.90	2.27%
STO	SANTOS LIMITED FPO	6,200	3.1649	19,622.37	7.09	43,958.00	1.75%	24,335.63	124.02%	572.27	1.3%
SUN	SUNCORP GROUP LIMITED FPO	2,000	7.8564	15,712.72	11.11	22,220.00	0.88%	6,507.28	41.41%	720.00	3.24%
TAH	TABCORP HOLDINGS LIMITED FPO	4,364	4.5204	19,727.00	5.18	22,605.52	0.9%	2,878.52	14.59%	327.30	1.45%
TGR	TASSAL GROUP LIMITED FPO	3,000	4.1727	12,517.96	3.58	10,740.00	0.43%	-1,777.96	-14.2%	480.00	4.47%
URW	UNIBAIL-RODAMCO-WESTFIELD CDI 20:1 FOREIGN EXEMPT XPAR	1,540	4.799	7,390.40	5.68	8,747.20	0.35%	1,356.80	18.36%	-	-
VUK	VIRGIN MONEY UK PLC CDI 1:1 FOREIGN EXEMPT LSE	4,000	3.3822	13,528.96	3.68	14,720.00	0.59%	1,191.04	8.8%	-	-
WBC	WESTPAC BANKING CORPORATION FPO	3,040	26.6784	81,102.42	25.81	78,462.40	3.12%	-2,640.02	-3.26%	2,705.60	3.45%
WHC	WHITEHAVEN COAL LIMITED FPO	5,500	2.6124	14,368.09	1.94	10,670.00	0.42%	-3,698.09	-25.74%	-	-
WOR	WORLEY LIMITED FPO	1,000	12.5413	12,541.30	11.96	11,960.00	0.48%	-581.30	-4.64%	500.00	4.18%
WPL	WOODSIDE PETROLEUM LTD FPO	2,500	26.4563	66,140.67	22.21	55,525.00	2.21%	-10,615.67	-16.05%	1,288.59	2.32%
Totals			1,463,699.73		1,859,451.54	73.97%	395,751.81	27.04%	48,619.35	2.61%	
Managed Funds											
DDH0001AU	DDH PREFERRED INCOME	29,178.338	0.8756	25,550.00	0.8692	25,361.81	1.01%	-188.19	-0.74%	611.39	2.41%
FID0008AU	FIDELITY AUSTRALIAN EQUITIES	1,784.97	28.6279	51,100.00	39.0315	69,670.06	2.77%	18,570.06	36.34%	3,410.08	4.89%
IML0002AU	INVESTORS MUTUAL WS AUSTRALIAN SHARE	15,668.5782	3.2613	51,100.00	2.943	46,112.63	1.83%	-4,987.37	-9.76%	2,479.44	5.38%
MAQ0448AU	CHARTER HALL DIRECT OFFICE WHOLESALE	44,345	1.0731	47,588.00	1.5132	67,102.85	2.67%	19,514.85	41.01%	3,399.58	5.07%
MGE0001AU	MAGELLAN GLOBAL OPEN CLASS	59,210	0.8445	50,000.00	2.6876	159,132.80	6.33%	109,132.80	218.27%	9,106.50	5.72%
VAN0002AU	VANGUARD AUSTRALIAN SHARES INDEX	35,189.35	1.8182	63,981.52	2.6157	92,044.78	3.66%	28,063.26	43.86%	2,575.21	2.8%
Totals			289,319.52		459,424.93	18.27%	170,105.41	58.79%	21,582.20	4.7%	

158589: Souvlis Family Super Fund

Portfolio valuation

As at 30 Jun 2021

Net portfolio value \$2,513,006.61 continued

Asset	Quantity	Avg unit cost \$	Actual cost \$	Unit price \$	Market value \$	Portfolio weight %	Gain/loss \$	Gain/loss %	Est income (a) \$	Est yield (b) %	
Options											
+AJMOB	Altura Mining Limited Options Price as at 01/07/2020	88,695	-	-	-	-	-	-	-	-	
Totals											
Other											
+AJM	Altura Mining Limited - Suspended Price as at 12/08/2020	308,527	0.1662	51,274.92	-	-	-51,274.92	-100%	-	-	
+HEALTHINDUSTRY	Health Industry.com.au Pty Ltd Price as at 12/10/2012	48	1.00	48.00	1.00	48.00	-	-	-	-	
Totals											
			51,322.92			48.00	-51,274.92	-99.91%	-	-	
Cash											
+DDH	DDH GRAHAM BANK OF QLD CMA	177,009.19	1.00	177,009.19	1.00	177,009.19	7.04%	-	442.52	0.25%	
Totals											
			177,009.19			177,009.19	7.04%	-	442.52	0.25%	
Portfolio totals			1,981,351.36			2,495,933.66	99.28%	514,582.30	25.97%	70,644.07	2.83%
Income declared but not paid					17,072.95	17,072.95	0.68%				
Net portfolio totals			1,998,424.31			2,513,006.61	100%	514,582.30	25.97%	70,644.07	2.81%

(a) Estimated income

This estimation is based on historical returns and should not be regarded as an accurate indication of future earnings.

(b) Estimated yield percentage

The estimated yield is the estimated income as a percentage of the market value.

158589: Souvlis Family Super Fund

Portfolio valuation by asset class

As at 30 Jun 2021

Net portfolio value \$2,512,990.69

Asset	Quantity	Avg unit cost \$	Actual cost \$	Unit value \$	Market value \$	% Net portfolio value	Gain/loss \$
Domestic Shares							
+AJM	Altura Mining Limited - Suspended Price as at 12/08/2020	308,527	0.1662	51,274.92	-	-	-51,274.92
AMC	AMCOR PLC CDI 1:1 FOREIGN EXEMPT NYSE	1,500	11.0447	16,567.02	15.13	22,695.00	6,127.98
ANZ	AUSTRALIA AND NEW ZEALAND BANKING GROUP LIMITED FPO	2,200	26.7736	58,901.83	28.15	61,930.00	3,028.17
BHP	BHP GROUP LIMITED FPO	1,296	27.9746	36,255.04	48.57	62,946.72	26,691.68
BLD	BORAL LIMITED. FPO	5,000	4.4126	22,063.20	7.35	36,750.00	14,686.80
BOQ	BANK OF QUEENSLAND LIMITED. FPO	8,516	8.9421	76,151.33	9.11	77,580.76	1,429.43
BXB	BRAMBLES LIMITED FPO	1,500	10.2662	15,399.31	11.44	17,160.00	1,760.69
CAR	CARSales.COM LIMITED. FPO	1,144	12.5582	14,366.62	19.76	22,605.44	8,238.82
CBA	COMMONWEALTH BANK OF AUSTRALIA. FPO	330	74.1336	24,464.09	99.87	32,957.10	8,493.01
CGF	CHALLENGER LIMITED FPO	6,269	6.1121	38,316.66	5.41	33,915.29	-4,401.37
CIM	CIMIC GROUP LIMITED FPO	1,200	25.73	30,875.98	19.78	23,736.00	-7,139.98
CSL	CSL LIMITED FPO	100	283.0877	28,308.77	285.19	28,519.00	210.23
CTP	CENTRAL PETROLEUM LIMITED FPO	75,000	0.1368	10,258.38	0.117	8,775.00	-1,483.38
DRR	DETERRA ROYALTIES LIMITED FPO	3,000	3.7264	11,179.29	4.50	13,500.00	2,320.71
FID0008AU	FIDELITY AUSTRALIAN EQUITIES	1,784.97	28.1985	50,333.50	38.446	68,625.01	18,291.51
IML0002AU	INVESTORS MUTUAL WS AUSTRALIAN SHARE	15,668.5782	2.9861	46,787.16	2.6946	42,220.72	-4,566.44
IVC	INVOCARE LIMITED FPO	1,000	10.538	10,538.03	11.57	11,570.00	1,031.97
MFG	MAGELLAN FINANCIAL GROUP LIMITED FPO	4,000	11.96	47,840.00	53.86	215,440.00	167,600.00
MQG	MACQUARIE GROUP LIMITED FPO	525	64.1577	33,682.77	156.43	82,125.75	48,442.98
NAB	NATIONAL AUSTRALIA BANK LIMITED FPO	2,175	23.4863	51,082.79	26.22	57,028.50	5,945.71
NCM	NEWCREST MINING LIMITED FPO	1,891	21.1221	39,941.80	25.28	47,804.48	7,862.68
OML	OOH!MEDIA LIMITED FPO	5,000	2.3521	11,760.30	1.75	8,750.00	-3,010.30
ORE	OROCOBRE LIMITED FPO	4,784	3.182	15,222.63	6.47	30,952.48	15,729.85
ORI	ORICA LIMITED FPO	1,500	13.7845	20,676.73	13.28	19,920.00	-756.73
OTW	OVER THE WIRE HOLDINGS LIMITED FPO	4,920	4.4258	21,775.12	4.85	23,862.00	2,086.88
QVE	QV EQUITIES LIMITED FPO	20,000	1.0273	20,545.30	0.995	19,900.00	-645.30
RIC	RIDLEY CORPORATION LIMITED FPO	5,659	1.405	7,950.89	1.14	6,451.26	-1,499.63
S32	SOUTH32 LIMITED FPO	5,000	2.8251	14,125.45	2.93	14,650.00	524.55
SHL	SONIC HEALTHCARE LIMITED FPO	1,870	20.3372	38,030.50	38.40	71,808.00	33,777.50
STO	SANTOS LIMITED FPO	6,200	3.1649	19,622.37	7.09	43,958.00	24,335.63
SUN	SUNCORP GROUP LIMITED FPO	2,000	7.8564	15,712.72	11.11	22,220.00	6,507.28
TAH	TABCORP HOLDINGS LIMITED FPO	4,364	4.5204	19,727.00	5.18	22,605.52	2,878.52

158589: Souvlis Family Super Fund

Portfolio valuation by asset class

As at 30 Jun 2021

Net portfolio value \$2,512,990.69 continued

Asset	Quantity	Avg unit cost \$	Actual cost \$	Unit value \$	Market value \$	% Net portfolio value	Gain/loss \$	
Domestic Shares								
TGR	TASSAL GROUP LIMITED FPO	3,000	4.1727	12,517.96	3.58	10,740.00	0.43%	-1,777.96
VAN0002AU	VANGUARD AUSTRALIAN SHARES INDEX	35,189.35	1.8182	63,981.52	2.6157	92,044.78	3.66%	28,063.26
VUK	VIRGIN MONEY UK PLC CDI 1:1 FOREIGN EXEMPT LSE	4,000	3.3822	13,528.96	3.68	14,720.00	0.59%	1,191.04
WBC	WESTPAC BANKING CORPORATION FPO	3,040	26.6784	81,102.42	25.81	78,462.40	3.12%	-2,640.02
WHC	WHITEHAVEN COAL LIMITED FPO	5,500	2.6124	14,368.09	1.94	10,670.00	0.42%	-3,698.09
WOR	WORLEY LIMITED FPO	1,000	12.5413	12,541.30	11.96	11,960.00	0.48%	-581.30
WPL	WOODSIDE PETROLEUM LTD FPO	2,500	26.4563	66,140.67	22.21	55,525.00	2.21%	-10,615.67
Totals			1,183,918.42		1,527,084.21	60.77%	343,165.79	
International Shares								
MGE0001AU	MAGELLAN GLOBAL OPEN CLASS	59,210	0.798	47,250.00	2.5398	150,380.50	6.02%	103,130.50
MGF	MAGELLAN GLOBAL FUND. ORDINARY UNITS FULLY PAID CLOSED CLASS	47,611	1.5139	72,078.00	1.81	86,175.91	3.43%	14,097.91
Totals			119,328.00		236,556.41	9.41%	117,228.41	
Domestic Listed Property								
ADI	DEXUS INDUSTRIA REIT FULLY PAID ORDINARY/UNITS STAPLED SECURITIES	14,133	2.4632	34,811.73	3.32	46,921.56	1.87%	12,109.83
COF	CENTURIA OFFICE REIT ORDINARY UNITS FULLY PAID	10,000	2.1253	21,253.00	2.34	23,400.00	0.93%	2,147.00
DXS	DEXUS FULLY PAID UNITS STAPLED SECURITIES	2,500	9.9036	24,759.12	10.67	26,675.00	1.06%	1,915.88
IML0002AU	INVESTORS MUTUAL WS AUSTRALIAN SHARE	15,668.5782	0.1115	1,747.62	0.1007	1,577.05	0.06%	-170.57
LLC	LENLEASE GROUP FULLY PAID ORDINARY/UNITS STAPLED SECURITIES	2,765	10.9463	30,266.61	11.46	31,686.90	1.26%	1,420.29
NSR	NATIONAL STORAGE REIT FULLY PAID ORDINARY/UNITS STAPLED SECURITIES	13,000	1.5281	19,865.61	1.98	25,740.00	1.02%	5,874.39
URW	UNIBAIL-RODAMCO-WESTFIELD CDI 20:1 FOREIGN EXEMPT XPAR	1,540	4.799	7,390.40	5.68	8,747.20	0.35%	1,356.80
Totals			140,094.09		164,747.71	6.56%	24,653.62	
Domestic Direct Property								
MAQ0448AU	CHARTER HALL DIRECT OFFICE WHOLESALE	44,345	1.0731	47,588.00	1.5132	67,102.85	2.67%	19,514.85
Totals			47,588.00		67,102.85	2.67%	19,514.85	

158589: Souvlis Family Super Fund

Portfolio valuation by asset class

As at 30 Jun 2021

Net portfolio value \$2,512,990.69 continued

Asset	Quantity	Avg unit cost \$	Actual cost \$	Unit value \$	Market value \$	% Net portfolio value	Gain/loss \$	
Domestic Fixed Interest								
ANZPE	AUSTRALIA AND NEW ZEALAND BANKING GROUP LIMITED CAP NOTE 6-BBSW+3.25% PERP NON-CUM RED T-03-22	250	99.8029	24,950.73	102.20	25,550.00	1.02%	599.27
BENPH	BENDIGO AND ADELAIDE BANK LIMITED CAP NOTE 3-BBSW+3.80% PERP NON-CUM RED T-06-27	250	100.00	25,000.00	105.50	26,375.00	1.05%	1,375.00
CBAPD	COMMONWEALTH BANK OF AUSTRALIA. CAP NOTE 3-BBSW+2.80% PERP NON-CUM RED T-12-22	200	101.9177	20,383.54	101.35	20,270.00	0.81%	-113.54
CBAPG	COMMONWEALTH BANK OF AUSTRALIA. CAP NOTE 3-BBSW+3.40% PERP NON-CUM RED T-04-25	200	100.00	20,000.00	104.00	20,800.00	0.83%	800.00
CGFPC	CHALLENGER LIMITED CAP NOTE 3-BBSW+4.60% PERP NON-CUM RED T-05-26	300	100.00	30,000.00	105.95	31,785.00	1.26%	1,785.00
CWNHB	CROWN RESORTS LIMITED HYBRID 3-BBSW+4.00% 23-04-75 SUB CUM RED T-07-21	500	102.5993	51,299.67	96.99	48,495.00	1.93%	-2,804.67
DDH0001AU	DDH PREFERRED INCOME	29,178.338	0.8757	25,550.00	0.8692	25,361.81	1.01%	-188.19
GCI	GRYPHON CAPITAL INCOME TRUST ORDINARY UNITS FULLY PAID	40,000	2.0025	80,100.00	2.03	81,200.00	3.23%	1,100.00
NABPE	NATIONAL AUSTRALIA BANK LIMITED CAP NOTE 3-BBSW+2.20% 20-09-28 CUM RED T-09-23	300	100.00	30,000.00	101.64	30,492.00	1.21%	492.00
Totals				307,283.94		310,328.81	12.35%	3,044.87
Other								
+HEALTHINDUSTRY	Health Industry.com.au Pty Ltd Price as at 12/10/2012	48	1.00	48.00	1.00	48.00	-	-
Totals				48.00		48.00	-	-
Options								
+AJMOB	Altura Mining Limited Options Price as at 01/07/2020	88,695	-	-	-	-	-	-
MGFO	MAGELLAN GLOBAL FUND. OPTION EXPIRING 01-MAR-2024 EX AT DISC TO EST NAV	33,724	-	-	0.028	944.27	0.04%	944.27
Totals				-		944.27	0.04%	944.27

158589: Souvlis Family Super Fund

Portfolio valuation by asset class

As at 30 Jun 2021

Net portfolio value \$2,512,990.69 continued

Asset	Quantity	Avg unit cost \$	Actual cost \$	Unit value \$	Market value \$	% Net portfolio value	Gain/loss \$	
Cash & Equivalents								
+DDH	DDH GRAHAM BANK OF QLD CMA	177,009.19	1.00	177,009.19	1.00	177,009.19	7.04%	-
FID0008AU	FIDELITY AUSTRALIAN EQUITIES	1,784.97	0.4294	766.50	0.5855	1,045.05	0.06%	278.55
IML0002AU	INVESTORS MUTUAL WS AUSTRALIAN SHARE	15,668.5782	0.1637	2,565.22	0.1477	2,314.85	0.09%	-250.37
MGE0001AU	MAGELLAN GLOBAL OPEN CLASS	59,210	0.0464	2,745.00	0.1475	8,736.39	0.32%	5,991.39
Totals ^(b)			200,158.86		206,178.43	8.2%	6,019.57	
Portfolio totals			1,998,419.31		2,512,990.69	100%	514,571.38	
Income declared but not paid					17,072.95	0.68%		
Net portfolio totals			1,998,419.31		2,512,990.69	100%	514,571.38	

(b) Income declared but not paid

Please note, the total cash value includes any Income declared but not paid amounts.

158589: Souvlis Family Super Fund

Asset class allocation

As at 30 Jun 2021

Moderate Growth

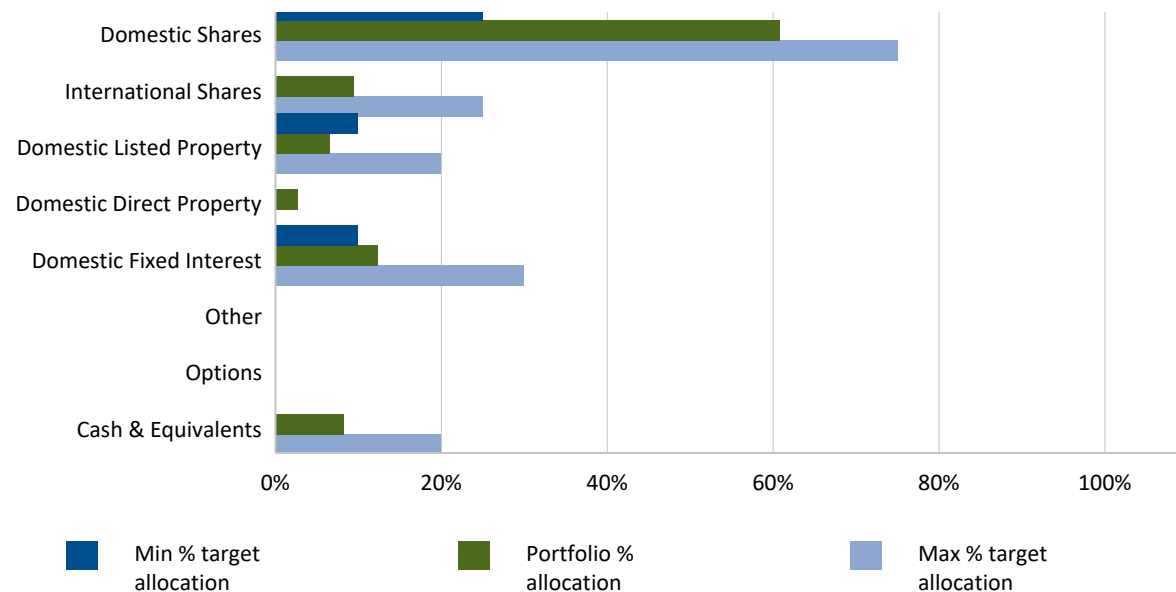
Asset class	Actual cost \$	Market value \$	Gain/loss \$	Net portfolio value %	Target allocation		Variance from mid point %
					Min allocation %	Max allocation %	
Growth assets							
Domestic Shares	1,183,918.42	1,527,084.21	343,165.79	60.77%	25%	75%	10.77%
International Shares	119,328.00	236,556.41	117,228.41	9.41%	0%	25%	-3.09%
Domestic Listed Property	140,094.09	164,747.71	24,653.62	6.56%	10%	20%	-8.44%
Domestic Direct Property	47,588.00	67,102.85	19,514.85	2.67%	-	-	-
Other	48.00	48.00	-	-	-	-	-
Options	-	944.27	944.27	0.04%	-	-	-
Total growth assets	1,490,976.51	1,996,483.45	505,506.94	79.45%			
Income assets							
Domestic Fixed Interest	307,283.94	310,328.81	3,044.87	12.35%	10%	30%	-7.65%
Cash & Equivalents	200,158.86	206,178.43	6,019.57	8.2%	0%	20%	-1.8%
Total income assets	507,442.80	516,507.24	9,064.44	20.55%			
Total portfolio value	1,998,419.31	2,512,990.69	514,571.38	100%			

158589: Souvlis Family Super Fund

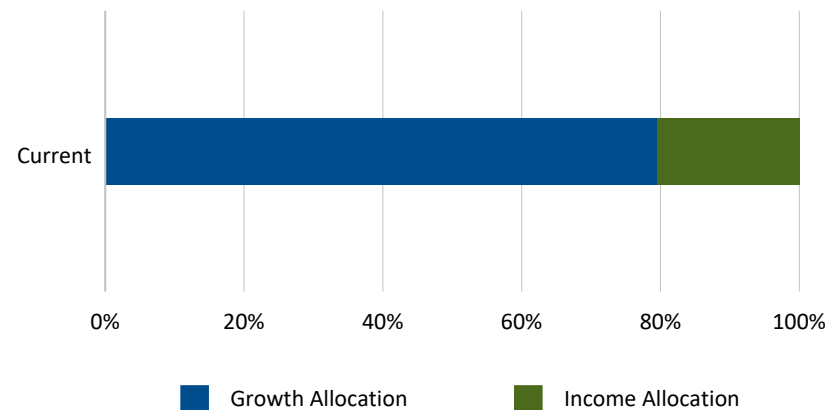
Asset class allocation

As at 30 Jun 2021

Target allocation for Moderate Growth



Asset allocation by category



'Cash and equivalents' in the chart above is the net of the portfolio's percentage allocation to Cash, Unsettled transactions and Income declared but not paid.

158589: Souvlis Family Super Fund

Portfolio performance detail

01 Jul 2020 to 30 Jun 2021

Movement in value

	\$	\$
Starting market value		2,127,075.05
Additions		
Adjustments in	-	
Cash deposits	25,874.00	
Total	25,874.00	
Withdrawals		
Adjustments out	-23,016.01	
Cash withdrawals	-35,991.93	
Total	-59,007.94	
Net withdrawal		-33,133.94
Realised and unrealised gains/losses		
ASX Listed	313,860.59	
Managed Funds	54,727.57	
Other	-	
Total		368,588.16
Total income net of foreign tax paid		
Income and interest received	57,192.66	
Income receivable	17,072.95	
Total income net of foreign tax paid		74,265.61
Expenses		
Cash expenses	-23,788.27	
Other expenses	-	
Total		-23,788.27
Ending market value		2,513,006.61
Movement in value		385,931.56

158589: Souvlis Family Super Fund

Portfolio performance detail

01 Jul 2020 to 30 Jun 2021

Total dollar return

	\$	\$
Realised and unrealised gains/losses		368,588.16
Income		
Income and interest received	57,192.66	
Income receivable	17,072.95	
Foreign tax paid	14.32	
Total income		74,279.93
Franking credits		15,728.53
Total dollar return before expenses		458,596.62
Expenses		
Cash expenses	-23,788.27	
Other expenses	-	
Total expenses		-23,788.27
Total dollar return after expenses		434,808.35

Percentage returns

	Starting value before expenses	Starting value	Net additions & withdrawals	Cumulative net investment	Ending value before expenses	Net internal transfers	Expenses payable (b)	Taxes & franking credits (c)	TWR after expenses	MORNINGSTAR AUSTRALIA GROWTH TARGET ALLOCATION NR AUD
Period to 30 Jun 2021	\$	\$	\$	\$	\$	\$	\$	\$	%	
Since 01/07/2020	2,127,075.05	2,127,075.05	-33,133.94	2,093,941.11	2,536,794.88	-	-23,788.27	15,742.85	20.73%	20.38%

Returns over time

	Starting value before expenses (a)	Starting value	Net additions & withdrawals	Cumulative net investment	Ending value before expenses	Net internal transfers	Expenses payable (b)	Taxes & franking credits (c)	TWR after expenses	MORNINGSTAR AUSTRALIA GROWTH TARGET ALLOCATION NR AUD
Month ending	\$	\$	\$	\$	\$	\$	\$	\$	%	
31/07/2020	2,127,075.05	2,127,075.05	-10,751.29	2,116,323.76	2,136,970.77	-	-	-	0.96%	0.99%
31/08/2020	2,136,970.77	2,136,970.77	-	2,116,323.76	2,178,356.79	-	-1,594.98	3,109.61	2.99%	3.39%
30/09/2020	2,176,761.81	2,176,761.81	-	2,116,323.76	2,126,710.49	-	-1,612.71	1,489.48	0.61%	2.11%

158589: Souvlis Family Super Fund

Portfolio performance detail

01 Jul 2020 to 30 Jun 2021

Returns over time

Cumulative returns from 01 Jul 2020

Month ending	Starting value before expenses (a) \$	Starting value \$	Net additions & withdrawals \$	Cumulative net investment \$	Ending value before expenses \$	Net internal transfers \$	Expenses payable (b) \$	Taxes & franking credits (c) \$	TWR after expenses %	MORNINGSTAR AUSTRALIA GROWTH TARGET ALLOCATION NR AUD
31/10/2020	2,125,097.78	2,125,097.78	2,301.88	2,118,625.64	2,171,978.63	-	-1,590.82	-	2.65%	2.34%
30/11/2020	2,170,387.81	2,170,387.81	-12,434.85	2,106,190.79	2,335,515.58	-	-1,628.67	1,834.85	11.08%	9.03%
31/12/2020	2,333,886.91	2,333,886.91	-23,016.01	2,083,174.78	2,292,214.00	-	-1,679.66	411.87	10.11%	10.03%
31/01/2021	2,290,534.34	2,290,534.34	1,973.04	2,085,147.82	2,281,004.51	-	-1,688.23	60.44	9.49%	9.98%
28/02/2021	2,279,316.28	2,279,316.28	-	2,085,147.82	2,313,252.55	-	-1,686.14	2,909.61	11.17%	10.5%
31/03/2021	2,311,566.41	2,311,566.41	-	2,085,147.82	2,362,345.67	-	-1,681.28	1,605.95	13.61%	13.3%
30/04/2021	2,360,664.39	2,360,664.39	2,301.88	2,087,449.70	2,430,755.86	-	-1,693.87	-	16.79%	16.19%
31/05/2021	2,429,061.99	2,429,061.99	1,297.20	2,088,746.90	2,453,850.34	-	-1,730.27	3,092.76	17.99%	17.71%
30/06/2021	2,452,120.07	2,452,120.07	5,194.21	2,093,941.11	2,520,208.25	-	-7,201.64	1,228.28	20.73%	20.38%

(a) The 'Starting value before expenses' is equal to the 'Ending value before expenses' of the previous period minus the portion of expenses that were accrued and paid on the previous day.

(b) 'Expenses payable' include expenses still payable as at the end of the day, plus any expenses that were accrued and paid that day.

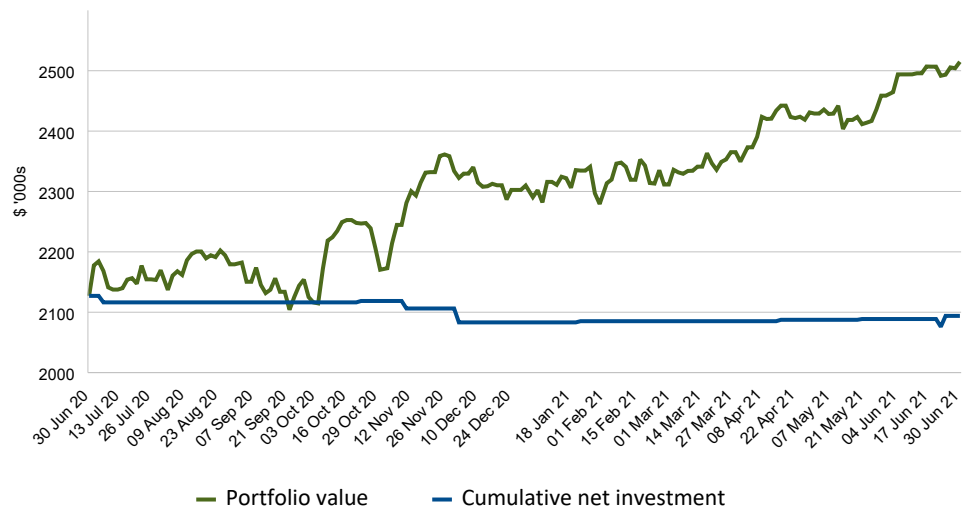
(c) 'Taxes' include WHT and foreign tax paid where applicable to income accrued within the performance period.

158589: Souvlis Family Super Fund

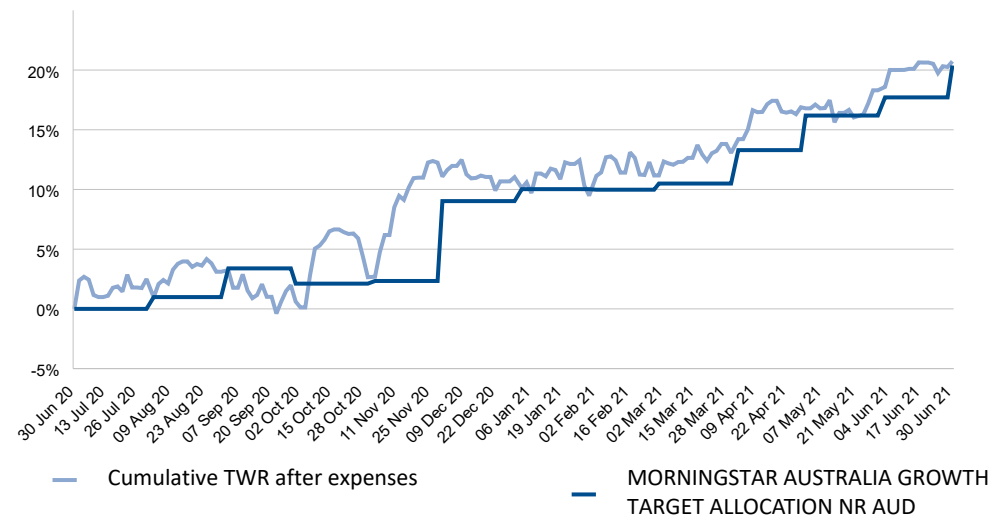
Portfolio performance detail

01 Jul 2020 to 30 Jun 2021

Value versus cumulative net investment



Returns over time



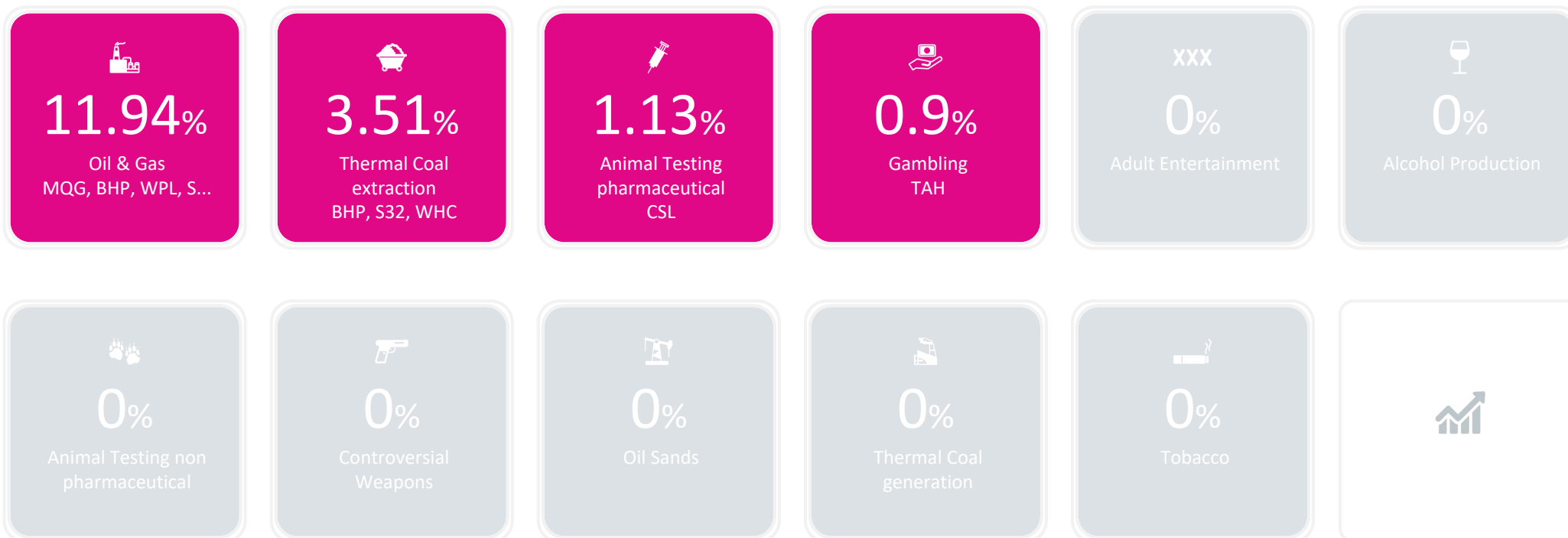
Notes to Portfolio performance

The portfolio's inception date for performance calculation purposes is 01 Sep 2016.

Loans (if applicable) have been excluded from portfolio performance calculations.

Portfolio total dollar and percentage returns are inclusive of franking credits. Percentage returns have been calculated using the Time Weighted Return (TWR) method.

Total portfolio valuation \$2,513,006.61



158589: Souvlis Family Super Fund

Investment movements

01 Jul 2020 to 30 Jun 2021

Investments

Asset		Investment movements					Income			Total return	Total return %	Capital return %	Income return %
		Starting market value	Purchases	Sales	Net adj and other	Gain/loss	Ending market value	Income	Franking credits				
		\$	\$	\$	\$	\$	\$	\$	\$	\$	%	%	%
Domestic Shares													
+AJM	Altura Mining Limited - Suspended	-	-	-	-	-	-	-	-	-	-	-	-
AJM	ALTURA MINING LIMITED FPO	18,820.15	-	-	-21,596.89	2,776.74	-	-	-	2,776.74	14.75%	14.75%	-
ALD	AMPOL LIMITED FPO	29,320.00	-	-30,063.38	-	743.38	-	250.00	107.14	1,100.52	4.04%	2.61%	1.43%
AMC	AMCOR PLC CDI 1:1 FOREIGN EXEMPT NYSE	21,720.00	-	-	-	975.00	22,695.00	943.20	-	1,918.20	8.89%	4.72%	4.17%
ANZ	AUSTRALIA AND NEW ZEALAND BANKING GROUP LIMITED FPO	41,008.00	-	-	-	20,922.00	61,930.00	2,860.00	1,225.71	25,007.71	63.76%	55.45%	8.31%
BAP	BAPCOR LIMITED FPO	17,700.00	-	-24,989.81	-	7,289.81	-	285.00	122.14	7,696.95	44%	42.07%	1.93%
BHP	BHP GROUP LIMITED FPO	46,422.72	-	-	-	16,524.00	62,946.72	2,677.42	1,147.46	20,348.88	44.78%	38.19%	6.59%
BLD	BORAL LIMITED. FPO	9,475.00	9,707.00	-	-	17,568.00	36,750.00	-	-	17,568.00	88.73%	88.73%	-
BOQ	BANK OF QUEENSLAND LIMITED. FPO	37,414.88	-	-	18,022.20	22,143.68	77,580.76	2,175.40	932.31	25,251.39	63.22%	57.83%	5.4%
BOQAC	BANK OF QUEENSLAND LIMITED. FPO DEFERRED	-	18,022.20	-	-18,022.20	-	-	-	-	-	-	-	-
BXB	BRAMBLES LIMITED FPO	-	15,399.31	-	-	1,760.69	17,160.00	-	-	1,760.69	11.43%	11.43%	-
CAR	CARSALES.COM LIMITED. FPO	17,740.00	-	-	2,448.00	2,417.44	22,605.44	500.00	214.28	3,131.72	17.45%	13.69%	3.76%
CARN	CARSALES.COM LIMITED. FPO DEFERRED	-	2,448.00	-	-2,448.00	-	-	-	-	-	-	-	-
CBA	COMMONWEALTH BANK OF AUSTRALIA. FPO	22,908.60	-	-	-	10,048.50	32,957.10	818.40	350.74	11,217.64	50.36%	45.85%	4.51%
CGF	CHALLENGER LIMITED FPO	25,578.00	9,996.48	-9,849.45	-	8,190.26	33,915.29	770.83	330.36	9,291.45	27.38%	25.3%	2.08%
CIM	CIMIC GROUP LIMITED FPO	24,120.00	4,386.00	-	-	-4,770.00	23,736.00	720.00	61.71	-3,988.29	-13.89%	-16.91%	3.02%
CSL	CSL LIMITED FPO	-	28,308.77	-	-	210.23	28,519.00	281.87	-	492.10	1.8%	0.77%	1.03%
CTP	CENTRAL PETROLEUM LIMITED FPO	6,075.00	-	-	-	2,700.00	8,775.00	-	-	2,700.00	44.44%	44.44%	-
DRR	DETERRA ROYALTIES LIMITED FPO	-	-	-	11,179.29	2,320.71	13,500.00	73.50	31.50	2,425.71	21.78%	20.93%	0.84%

158589: Souvlis Family Super Fund

Investment movements

01 Jul 2020 to 30 Jun 2021

Investments continued

Asset		Investment movements					Income			Total return	Total return %	Capital return %	Income return %
		Starting market value	Purchases	Sales	Net adj and other	Gain/loss	Ending market value	Income	Franking credits				
		\$	\$	\$	\$	\$	\$	\$	\$	\$	%	%	%
Domestic Shares													
FID0008AU	FIDELITY AUSTRALIAN EQUITIES	55,404.75	-	-	-	14,265.31	69,670.06	3,025.81	587.05	17,878.17	32.55%	27.26%	5.29%
IAG	INSURANCE AUSTRALIA GROUP LIMITED FPO	-	25,399.31	-23,180.77	-	-2,218.54	-	350.91	-	-1,867.63	-10.12%	-11.44%	1.32%
ILU	ILUKA RESOURCES LIMITED FPO	25,620.00	-	-22,230.50	-11,179.29	7,789.79	-	-	-	7,789.79	49.92%	49.92%	-
IML0002AU	INVESTORS MUTUAL WS AUSTRALIAN SHARE	40,219.67	-	-	-	5,892.96	46,112.63	2,490.97	386.33	8,770.26	21.98%	15.82%	6.16%
IVC	INVOCARE LIMITED FPO	10,480.00	-	-	-	1,090.00	11,570.00	125.00	53.57	1,268.57	11.96%	11.19%	0.77%
MFG	MAGELLAN FINANCIAL GROUP LIMITED FPO	232,040.00	-	-	-	-16,600.00	215,440.00	8,764.00	2,817.00	-5,019.00	-2.29%	-7.37%	5.08%
MQG	MACQUARIE GROUP LIMITED FPO	62,265.00	-	-	-	19,860.75	82,125.75	2,467.50	423.00	22,751.25	36.86%	33.23%	3.63%
NAB	NATIONAL AUSTRALIA BANK LIMITED FPO	39,628.50	-	-	-	17,400.00	57,028.50	1,957.50	838.93	20,196.43	51.65%	46.46%	5.19%
NCM	NEWCREST MINING LIMITED FPO	59,623.23	-	-	-	-11,818.75	47,804.48	826.09	354.03	-10,638.63	-18.05%	-20.18%	2.13%
NEC	NINE ENTERTAINMENT CO. HOLDINGS LIMITED FPO	27,600.00	-	-40,702.80	-	13,102.80	-	400.00	171.43	13,674.23	52.34%	50.6%	1.74%
OML	OOHIMEDIA LIMITED FPO	4,550.00	-	-	-	4,200.00	8,750.00	-	-	4,200.00	92.31%	92.31%	-
ORE	OROCOBRE LIMITED FPO	6,468.00	5,000.00	-	-	19,484.48	30,952.48	-	-	19,484.48	178.22%	178.22%	-
ORG	ORIGIN ENERGY LIMITED FPO	23,360.00	-	-22,843.68	-	-516.32	-	-	-	-516.32	-2.21%	-2.21%	-
ORI	ORICA LIMITED FPO	-	20,676.73	-	-	-756.73	19,920.00	112.50	-	-644.23	-3.13%	-3.67%	0.55%
OTW	OVER THE WIRE HOLDINGS LIMITED FPO	10,380.00	7,680.00	-	-	5,802.00	23,862.00	153.60	65.83	6,021.43	47.53%	46.09%	1.44%
QBE	QBE INSURANCE GROUP LIMITED FPO	11,810.38	-	-13,886.46	-	2,076.08	-	53.32	2.29	2,131.69	18.03%	17.64%	0.39%
QVE	QV EQUITIES LIMITED FPO	15,900.00	-	-	-	4,000.00	19,900.00	1,100.00	471.44	5,571.44	36.53%	27.69%	8.85%

158589: Souvlis Family Super Fund

Investment movements

01 Jul 2020 to 30 Jun 2021

Investments continued

Asset		Investment movements					Income			Total return \$	Total return %	Capital return %	Income return %
		Starting market value \$	Purchases \$	Sales \$	Net adj and other \$	Gain/loss \$	Ending market value \$	Income \$	Franking credits \$				
Domestic Shares													
RIC	RIDLEY CORPORATION LIMITED FPO	4,102.77	-	-	-	2,348.49	6,451.26	-	-	2,348.49	57.24%	57.24%	-
S32	SOUTH32 LIMITED FPO	-	14,125.45	-	-	524.55	14,650.00	-	-	524.55	3.71%	3.71%	-
SFY	SPDR S&P/ASX 50 FUND	21,332.00	-	-24,327.18	-	2,995.18	-	303.58	118.65	3,417.41	16.22%	14.3%	1.92%
SHL	SONIC HEALTHCARE LIMITED FPO	56,904.10	-	-	-	14,903.90	71,808.00	1,626.90	209.17	16,739.97	30.18%	27.09%	3.09%
STO	SANTOS LIMITED FPO	32,860.00	-	-	-	11,098.00	43,958.00	572.27	245.26	11,915.53	36.45%	34.38%	2.08%
STW	SPDR S&P/ASX 200 FUND	45,384.40	-	-46,699.00	-	1,314.60	-	-	-	1,314.60	3%	3%	-
SUN	SUNCORP GROUP LIMITED FPO	18,460.00	-	-	-	3,760.00	22,220.00	720.00	308.57	4,788.57	26.62%	21.55%	5.07%
TAH	TABCORP HOLDINGS LIMITED FPO	13,520.00	-	-	1,183.00	7,902.52	22,605.52	327.30	140.27	8,370.09	57.49%	55.19%	2.3%
TAHNC	TABCORP HOLDINGS LIMITED FPO DEFERRED	-	1,183.00	-	-1,183.00	-	-	-	-	-	-	-	-
TGR	TASSAL GROUP LIMITED FPO	10,350.00	-	-	-	390.00	10,740.00	480.00	28.93	898.93	8.94%	4.07%	4.87%
VAN0002AU	VANGUARD AUSTRALIAN SHARES INDEX	74,256.57	-	-	-	17,788.21	92,044.78	2,922.84	764.73	21,475.78	29.58%	25.12%	4.46%
VUK	VIRGIN MONEY UK PLC CDI 1:1 FOREIGN EXEMPT LSE	6,620.00	-	-	-	8,100.00	14,720.00	-	-	8,100.00	122.36%	122.36%	-
WBC	WESTPAC BANKING CORPORATION FPO	54,568.00	-	-	-	23,894.40	78,462.40	2,705.60	1,159.55	27,759.55	52.03%	46.32%	5.71%
WHC	WHITEHAVEN COAL LIMITED FPO	7,865.00	-	-	-	2,805.00	10,670.00	-	-	2,805.00	35.66%	35.66%	-
WOR	WORLEY LIMITED FPO	8,720.00	-	-	-	3,240.00	11,960.00	500.00	-	3,740.00	44%	39.09%	4.91%
WPL	WOODSIDE PETROLEUM LTD FPO	32,475.00	20,605.96	-	-	2,444.04	55,525.00	1,288.59	552.25	4,284.88	5.84%	2.38%	3.46%
Totals		1,331,069.72	182,938.21	-258,773.03	-21,596.89	298,383.16	1,532,021.17	45,629.90	14,221.63	358,234.69	28.34%	24.1%	4.24%

158589: Souvlis Family Super Fund

Investment movements

01 Jul 2020 to 30 Jun 2021

Investments continued

Asset		Investment movements					Income			Total return	Total return %	Capital return %	Income return %
		Starting market value \$	Purchases \$	Sales \$	Net adj and other \$	Gain/loss \$	Ending market value \$	Income \$	Franking credits \$				
International Shares													
MGE0001AU	MAGELLAN GLOBAL OPEN CLASS	149,126.31	-	-	-	10,006.49	159,132.80	5,909.18	-	15,915.67	10.77%	7.03%	3.74%
MGF	MAGELLAN GLOBAL FUND. ORDINARY UNITS FULLY PAID CLOSED CLASS	-	32,078.00	-	40,000.00	14,097.91	86,175.91	-	-	14,097.91	26.79%	26.79%	-
MGG	MAGELLAN GLOBAL TRUST ORDINARY UNITS FULLY PAID	48,465.63	-	-	-40,000.00	-8,465.63	-	1,949.74	-	-6,515.89	-14.23%	-18.1%	3.87%
Totals		197,591.94	32,078.00	-	-	15,638.77	245,308.71	7,858.92	-	23,497.69	10.04%	6.44%	3.6%
Domestic Listed Property													
ADI	DEXUS INDUSTRIA REIT FULLY PAID ORDINARY/UNITS STAPLED SECURITIES	35,652.52	7,115.74	-10,085.58	-	14,238.88	46,921.56	2,378.27	-	16,617.15	49.72%	43.78%	5.94%
COF	CENTURIA OFFICE REIT ORDINARY UNITS FULLY PAID	-	21,253.00	-	-	2,147.00	23,400.00	1,237.50	-	3,384.50	16.48%	10.8%	5.68%
DXS	DEXUS FULLY PAID UNITS STAPLED SECURITIES	9,200.00	15,657.12	-	-	1,817.88	26,675.00	863.00	49.81	2,730.69	20.35%	15.02%	5.34%
LLC	LENLEASE GROUP FULLY PAID ORDINARY/UNITS STAPLED SECURITIES	34,203.05	-	-	-	-2,516.15	31,686.90	508.48	66.13	-1,941.54	-5.87%	-7.47%	1.6%
NSR	NATIONAL STORAGE REIT FULLY PAID ORDINARY/UNITS STAPLED SECURITIES	23,985.00	-	-	-	1,755.00	25,740.00	1,069.04	-	2,824.04	11.82%	7.69%	4.13%
SCG	SCENTRE GROUP FULLY PAID ORDINARY/UNITS STAPLED SECURITIES	8,246.00	-	-10,500.96	-	2,254.96	-	266.41	0.09	2,521.46	30.67%	28.15%	2.51%
URW	UNIBAIL-RODAMCO-WESTFIELD CDI 20:1 FOREIGN EXEMPT XPAR	5,898.40	7,390.40	-9,109.80	-	4,568.20	8,747.20	-	-	4,568.20	26.34%	26.34%	-
Totals		117,184.97	51,416.26	-29,696.34	-	24,265.77	163,170.66	6,322.70	116.03	30,704.50	21.27%	17.02%	4.25%

158589: Souvlis Family Super Fund

Investment movements

01 Jul 2020 to 30 Jun 2021

Investments continued

Asset		Investment movements					Income			Total return	Total return %	Capital return %	Income return %
		Starting market value \$	Purchases \$	Sales \$	Net adj and other \$	Gain/loss \$	Ending market value \$	Income \$	Franking credits \$				
Domestic Direct Property													
MAQ0448AU	CHARTER HALL DIRECT OFFICE WHOLESALE	60,987.68	-	-	-	6,115.17	67,102.85	3,394.39	-	9,509.56	16.01%	10.49%	5.52%
Totals		60,987.68	-	-	-	6,115.17	67,102.85	3,394.39	-	9,509.56	16.01%	10.49%	5.52%
Domestic Fixed Interest													
ANZPE	AUSTRALIA AND NEW ZEALAND BANKING GROUP LIMITED CAP NOTE 6-BBSW+3.25% PERP NON-CUM RED T-03-22	25,247.50	-	-	-	302.50	25,550.00	633.76	271.61	1,207.87	4.86%	1.31%	3.55%
BENPE	BENDIGO AND ADELAIDE BANK LIMITED CNV PREF 6-BBSW+3.20% PERP NON-CUM RED T-11-20	24,850.00	-	-	-25,000.00	150.00	-	293.20	125.66	568.86	2.27%	0.61%	1.66%
BENPH	BENDIGO AND ADELAIDE BANK LIMITED CAP NOTE 3-BBSW+3.80% PERP NON-CUM RED T-06-27	-	-	-	25,000.00	1,375.00	26,375.00	361.55	154.95	1,891.50	7.62%	5.63%	2%
BOQPF	BANK OF QUEENSLAND LIMITED. CAP NOTE 3-BBSW+3.80% PERP NON-CUM RED T-05-27	-	-	-25,790.90	25,000.00	790.90	-	141.03	60.44	992.37	3.98%	3.19%	0.8%
BOQZZ	BANK OF QUEENSLAND LIMITED. PUBLIC OFFER - CAPITAL NOTE 2	-	25,000.00	-	-25,000.00	-	-	-	-	-	-	-	-
CBAPD	COMMONWEALTH BANK OF AUSTRALIA. CAP NOTE 3-BBSW+2.80% PERP NON-CUM RED T-12-22	19,862.20	-	-	-	407.80	20,270.00	400.70	171.73	980.23	5.01%	2.13%	2.88%
CBAPG	COMMONWEALTH BANK OF AUSTRALIA. CAP NOTE 3-	19,904.00	-	-	-	896.00	20,800.00	484.70	207.73	1,588.43	8.09%	4.68%	3.41%

158589: Souvlis Family Super Fund

Investment movements

01 Jul 2020 to 30 Jun 2021

Investments continued

Asset		Investment movements					Income			Total return	Total return %	Capital return %	Income return %	
		Starting market value \$	Purchases \$	Sales \$	Net adj and other \$	Gain/loss \$	Ending market value \$	Income \$	Franking credits \$					
Domestic Fixed Interest														
	BBSW+3.40% PERP NON-CUM RED T-04-25													
CGFPA	CHALLENGER LIMITED CNV PREF 3-BBSW+3.40% PERP SUB NON-CUM RED T-05-22	29,640.00	-	-	-30,000.00	360.00	-	186.00	79.71	625.71	2.12%	1.23%	0.89%	
CGFPC_N	CGF CAPITAL NOTES 3 DEFERRED	-	-	-	-	-	-	186.00	79.71	265.71	0.89%	-	0.89%	
CGFPC	CHALLENGER LIMITED CAP NOTE 3-BBSW+4.60% PERP NON-CUM RED T-05-26	-	-	-	30,000.00	1,785.00	31,785.00	480.00	205.71	2,470.71	8.25%	6.08%	2.17%	
CWNHB	CROWN RESORTS LIMITED HYBRID 3-BBSW+4.00% 23-04-75 SUB CUM RED T-07-21	48,100.00	-	-	-	395.00	48,495.00	2,030.00	-	2,425.00	5.23%	0.89%	4.34%	
DDH0001AU	DDH PREFERRED INCOME	24,702.38	-	-	-	659.43	25,361.81	747.83	33.62	1,440.88	5.87%	3.49%	2.38%	
GCI	GRYPHON CAPITAL INCOME TRUST ORDINARY UNITS FULLY PAID	69,800.00	-	-	-	11,400.00	81,200.00	3,632.00	-	15,032.00	21.84%	17.12%	4.72%	
NABHA	NATIONAL AUSTRALIA BANK LIMITED HYBRID 3-BBSW+1.25% PERP SUB EXCH NON-CUM STAP	35,860.00	-	-40,000.00	-	4,140.00	-	400.03	-	4,540.03	12.71%	11.66%	1.06%	
NABPE	NATIONAL AUSTRALIA BANK LIMITED CAP NOTE 3-BBSW+2.20% 20-09-28 CUM RED T-09-23	30,090.00	-	-	-	402.00	30,492.00	676.05	-	1,078.05	3.61%	1.37%	2.24%	
Totals		328,056.08	25,000.00	-65,790.90	-	23,063.63	310,328.81	10,652.85	1,390.87	35,107.35	10.99%	7.32%	3.67%	
Other														
+HEALTHINDUS TRY	Health Industry.com.au Pty Ltd	48.00	-	-	-	-	48.00	-	-	-	-	-	-	
Totals		48.00	-	-	-	-	48.00	-	-	-	-	-	-	

158589: Souvlis Family Super Fund

Investment movements

01 Jul 2020 to 30 Jun 2021

Investments continued

Asset		Investment movements					Income			Total return	Total return %	Capital return %	Income return %
		Starting market value	Purchases	Sales	Net adj and other	Gain/loss	Ending market value	Income	Franking credits				
		\$	\$	\$	\$	\$	\$	\$	\$	\$	%	%	%
Options													
AJMOB	ALTURA MINING LIMITED OPTION EXPIRING 28-FEB-2022	1,241.73	-	-	-1,419.12	177.39	-	-	-	177.39	14.29%	14.29%	-
MGFO	MAGELLAN GLOBAL FUND. OPTION EXPIRING 01-MAR-2024 EX AT DISC TO EST NAV	-	-	-	-	944.27	944.27	-	-	944.27	-40.06%	-40.06%	-
Totals		1,241.73	-	-	-1,419.12	1,121.66	944.27	-	-	1,121.66	-31.49%	-31.49%	-
Totals for all assets		2,036,180.12	291,432.47	-354,260.27	-23,016.01	368,588.16	2,318,924.47	73,858.76	15,728.53	458,175.45	23.17%	19.01%	4.17%

Other assets and liabilities

Asset or liability	Investment activity									
	Opening balance	Purchases & sales	Other	Income	Interest receipts	Internal transfers	Expenses	Deposits	Withdrawals	Closing balance
	\$	\$	\$	\$	\$	\$	\$	\$	\$	\$
Cash										
APPLICATION MONEY	-	-71,870.22	-	-	-	71,870.22	-	-	-	-
DDH GRAHAM BANK OF QLD CMA	75,312.52	134,698.02	-	72,353.90	421.17	-71,870.22	-59,780.20	25,874.00	-	177,009.19
Totals	75,312.52	62,827.80	-	72,353.90	421.17	-	-59,780.20	25,874.00	-	177,009.19
Receivables and payables										
Income receivable	15,582.41	-	-	-	-	-	-	-	-	17,072.95
Totals	15,582.41	-	-	-	-	-	-	-	-	17,072.95
Other assets and liabilities	90,894.93	62,827.80	-	72,353.90	421.17	-	-59,780.20	25,874.00	-	194,082.14

Gain/loss

The gain/loss is the net of the realised and unrealised gain/loss for the performance period. The gain/loss for short options will include a realised gain from the option premium received within the period.

The performance gain/loss is different from the gain/loss shown in valuation or taxation reports, which is calculated using the original cost base at a tax lot level.

Please note, accurate gain/loss reporting is dependent on the provision of complete and accurate cost information across the portfolio.

158589: Souvlis Family Super Fund

Investment movements

01 Jul 2020 to 30 Jun 2021

Total return amount for investments

This is the total dollar return based on the realised and unrealised Gain/loss for the period before expenses, plus income and franking credits accrued. Investment movement amounts are included on an accrual basis, net of transaction costs such as brokerage.

Percentage investment returns

The percentage return for each investment is before expenses and has been calculated using the time-weighted return (TWR) method. This method divides the performance period into sub-periods. A sub-period ends on the last day of each month within the performance period and on the accrual date of any investment movement or income within the portfolio. Sub-period returns are calculated and geometrically linked to calculate the percentage total return. To calculate a sub-period return, the change in the investment's value plus franking credits are divided by the starting value plus the net of investment movements. An investment's value includes income receivable. This method allows for the investment return to be compared with other investments because it eliminates the impact of the timing and size of each investment movement.

The percentage return attributable to income has also been calculated using the time-weighted return (TWR) method. The percentage income return is calculated by geometrically linking the income return for each sub-period. To calculate a sub-period income return, the sum of total income and franking credits is divided by the starting value plus the net of investment movements.

The percentage capital return, which is the percentage return attributable to the investment's realised and unrealised Gain/loss, is the total percentage return minus the percentage income return.

Past performance is not an indication of future performance.

158589: Souvlis Family Super Fund

Security contribution

01 Jul 2020 to 30 Jun 2021

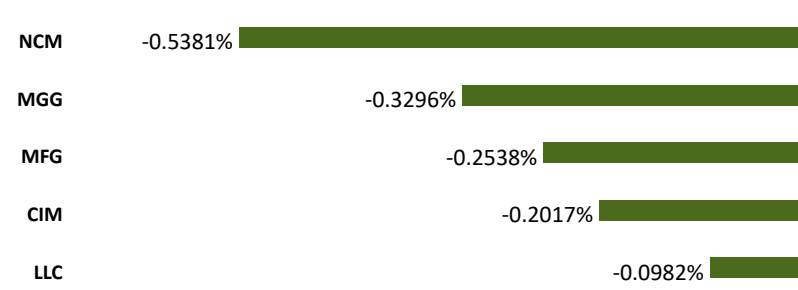
Top 5 contributing securities

Securities that contributed most to your portfolio's value over the period



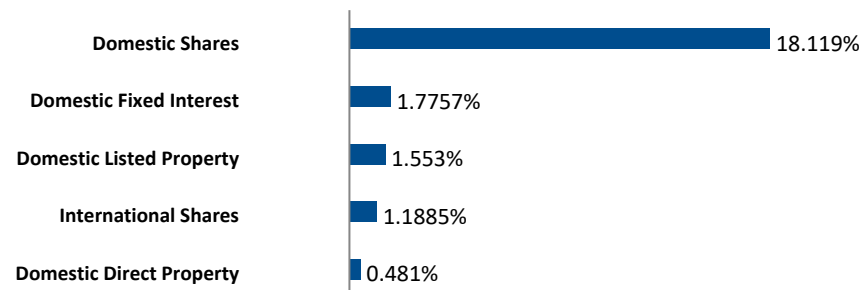
Top 5 detracting securities

Securities that reduced your portfolio's value most over the period



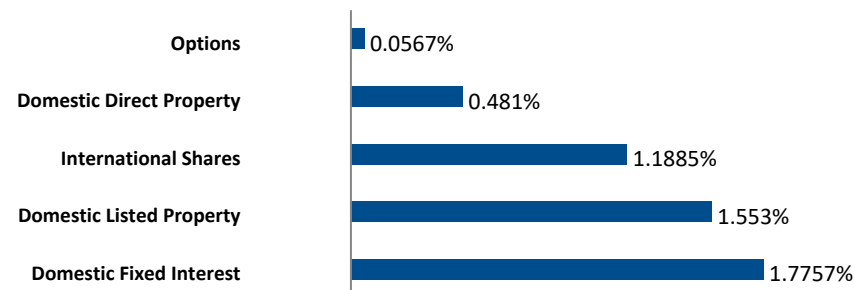
Top 5 contributing asset classes

Asset classes that contributed most to your portfolio's value over the period



Top 5 detracting asset classes

Asset classes that reduced your portfolio's value most over the period



158589: Souvlis Family Super Fund

Security contribution

01 Jul 2020 to 30 Jun 2021

Asset class summary

Asset class	Starting market value	Ending market value	Portfolio Weight	Total return	Total return	Security contribution
	\$	\$	%	\$	%	Total contribution %
Domestic Shares	1,331,069.72	1,532,021.17	60.93%	358,234.69	28.34%	18.12%
International Shares	197,591.94	245,308.71	9.76%	23,497.69	10.04%	1.19%
Domestic Listed Property	117,184.97	163,170.66	6.49%	30,704.50	21.27%	1.55%
Domestic Direct Property	60,987.68	67,102.85	2.67%	9,509.56	16.01%	0.48%
Domestic Fixed Interest	328,056.08	310,328.81	12.35%	35,107.35	10.99%	1.78%
Other	48.00	48.00	-	-	-	-
Options	1,241.73	944.27	0.04%	1,121.66	-31.49%	0.06%
Totals for all assets	2,036,180.12	2,318,924.47	92.24%	458,175.45	23.17%	23.17%

Security details

Asset	Starting market value	Ending market value	Portfolio Weight	Total return	Total return	Security contribution
						Total contribution %
	\$	\$	%	\$	%	%
Domestic Shares						
+AJM	Altura Mining Limited - Suspended	-	-	-	-	-
AJM	ALTURA MINING LIMITED FPO	18,820.15	-	2,776.74	14.75%	0.14%
ALD	AMPOL LIMITED FPO	29,320.00	-	1,100.52	4.04%	0.06%
AMC	AMCOR PLC CDI 1:1 FOREIGN EXEMPT NYSE	21,720.00	22,695.00	1,918.20	8.89%	0.1%
ANZ	AUSTRALIA AND NEW ZEALAND BANKING GROUP LIMITED FPO	41,008.00	61,930.00	25,007.71	63.76%	1.26%
BAP	BAPCOR LIMITED FPO	17,700.00	-	7,696.95	44%	0.39%
BHP	BHP GROUP LIMITED FPO	46,422.72	62,946.72	20,348.88	44.78%	1.03%
BLD	BORAL LIMITED. FPO	9,475.00	36,750.00	17,568.00	88.73%	0.89%
BOQ	BANK OF QUEENSLAND LIMITED. FPO	37,414.88	77,580.76	25,251.39	63.22%	1.28%

158589: Souvlis Family Super Fund

Security contribution

01 Jul 2020 to 30 Jun 2021

Security details continued

Asset		Starting market value	Ending market value	Portfolio Weight	Total return	Total return	Security contribution
		\$	\$	%	\$	%	Total contribution %
Domestic Shares							
BOQAC	BANK OF QUEENSLAND LIMITED. FPO DEFERRED	-	-	-	-	-	-
BXB	BRAMBLES LIMITED FPO	-	17,160.00	0.68%	1,760.69	11.43%	0.09%
CAR	CARSALES.COM LIMITED. FPO	17,740.00	22,605.44	0.9%	3,131.72	17.45%	0.16%
CARN	CARSALES.COM LIMITED. FPO DEFERRED	-	-	-	-	-	-
CBA	COMMONWEALTH BANK OF AUSTRALIA. FPO	22,908.60	32,957.10	1.31%	11,217.64	50.36%	0.57%
CGF	CHALLENGER LIMITED FPO	25,578.00	33,915.29	1.35%	9,291.45	27.38%	0.47%
CIM	CIMIC GROUP LIMITED FPO	24,120.00	23,736.00	0.94%	-3,988.29	-13.89%	-0.2%
CSL	CSL LIMITED FPO	-	28,519.00	1.13%	492.10	1.8%	0.02%
CTP	CENTRAL PETROLEUM LIMITED FPO	6,075.00	8,775.00	0.35%	2,700.00	44.44%	0.14%
DRR	DETERRA ROYALTIES LIMITED FPO	-	13,500.00	0.54%	2,425.71	21.78%	0.12%
FID0008AU	FIDELITY AUSTRALIAN EQUITIES	55,404.75	69,670.06	2.77%	17,878.17	32.55%	0.9%
IAG	INSURANCE AUSTRALIA GROUP LIMITED FPO	-	-	-	-1,867.63	-10.12%	-0.09%
ILU	ILUKA RESOURCES LIMITED FPO	25,620.00	-	-	7,789.79	49.92%	0.39%
IML0002AU	INVESTORS MUTUAL WS AUSTRALIAN SHARE	40,219.67	46,112.63	1.83%	8,770.26	21.98%	0.44%
IVC	INVOCARE LIMITED FPO	10,480.00	11,570.00	0.46%	1,268.57	11.96%	0.06%
MFG	MAGELLAN FINANCIAL GROUP LIMITED FPO	232,040.00	215,440.00	8.57%	-5,019.00	-2.29%	-0.25%
MQG	MACQUARIE GROUP LIMITED FPO	62,265.00	82,125.75	3.27%	22,751.25	36.86%	1.15%
NAB	NATIONAL AUSTRALIA BANK LIMITED FPO	39,628.50	57,028.50	2.27%	20,196.43	51.65%	1.02%
NCM	NEWCREST MINING LIMITED FPO	59,623.23	47,804.48	1.9%	-10,638.63	-18.05%	-0.54%
NEC	NINE ENTERTAINMENT CO. HOLDINGS LIMITED FPO	27,600.00	-	-	13,674.23	52.34%	0.69%
OML	OOH!MEDIA LIMITED FPO	4,550.00	8,750.00	0.35%	4,200.00	92.31%	0.21%
ORE	OROCOBRE LIMITED FPO	6,468.00	30,952.48	1.23%	19,484.48	178.22%	0.99%
ORG	ORIGIN ENERGY LIMITED FPO	23,360.00	-	-	-516.32	-2.21%	-0.03%
ORI	ORICA LIMITED FPO	-	19,920.00	0.79%	-644.23	-3.13%	-0.03%

158589: Souvlis Family Super Fund

Security contribution

01 Jul 2020 to 30 Jun 2021

Security details continued

		Security contribution					
Asset		Starting market value \$	Ending market value \$	Portfolio Weight %	Total return \$	Total return %	Total contribution %
Domestic Shares							
OTW	OVER THE WIRE HOLDINGS LIMITED FPO	10,380.00	23,862.00	0.95%	6,021.43	47.53%	0.3%
QBE	QBE INSURANCE GROUP LIMITED FPO	11,810.38	-	-	2,131.69	18.03%	0.11%
QVE	QV EQUITIES LIMITED FPO	15,900.00	19,900.00	0.79%	5,571.44	36.53%	0.28%
RIC	RIDLEY CORPORATION LIMITED FPO	4,102.77	6,451.26	0.26%	2,348.49	57.24%	0.12%
S32	SOUTH32 LIMITED FPO	-	14,650.00	0.58%	524.55	3.71%	0.03%
SFY	SPDR S&P/ASX 50 FUND	21,332.00	-	-	3,417.41	16.22%	0.17%
SHL	SONIC HEALTHCARE LIMITED FPO	56,904.10	71,808.00	2.86%	16,739.97	30.18%	0.85%
STO	SANTOS LIMITED FPO	32,860.00	43,958.00	1.75%	11,915.53	36.45%	0.6%
STW	SPDR S&P/ASX 200 FUND	45,384.40	-	-	1,314.60	3%	0.07%
SUN	SUNCORP GROUP LIMITED FPO	18,460.00	22,220.00	0.88%	4,788.57	26.62%	0.24%
TAH	TABCORP HOLDINGS LIMITED FPO	13,520.00	22,605.52	0.9%	8,370.09	57.49%	0.42%
TAHNC	TABCORP HOLDINGS LIMITED FPO DEFERRED	-	-	-	-	-	-
TGR	TASSAL GROUP LIMITED FPO	10,350.00	10,740.00	0.43%	898.93	8.94%	0.05%
VAN0002AU	VANGUARD AUSTRALIAN SHARES INDEX	74,256.57	92,044.78	3.66%	21,475.78	29.58%	1.09%
VUK	VIRGIN MONEY UK PLC CDI 1:1 FOREIGN EXEMPT LSE	6,620.00	14,720.00	0.59%	8,100.00	122.36%	0.41%
WBC	WESTPAC BANKING CORPORATION FPO	54,568.00	78,462.40	3.12%	27,759.55	52.03%	1.4%
WHC	WHITEHAVEN COAL LIMITED FPO	7,865.00	10,670.00	0.42%	2,805.00	35.66%	0.14%
WOR	WORLEY LIMITED FPO	8,720.00	11,960.00	0.48%	3,740.00	44%	0.19%
WPL	WOODSIDE PETROLEUM LTD FPO	32,475.00	55,525.00	2.21%	4,284.88	5.84%	0.22%
Totals		1,331,069.72	1,532,021.17	60.93%	358,234.69	28.34%	18.12%
International Shares							
MGE0001AU	MAGELLAN GLOBAL OPEN CLASS	149,126.31	159,132.80	6.33%	15,915.67	10.77%	0.8%
MGF	MAGELLAN GLOBAL FUND. ORDINARY UNITS FULLY PAID CLOSED CLASS	-	86,175.91	3.43%	14,097.91	26.79%	0.71%
MGG	MAGELLAN GLOBAL TRUST ORDINARY UNITS FULLY PAID	48,465.63	-	-	-6,515.89	-14.23%	-0.33%

158589: Souvlis Family Super Fund

Security contribution

01 Jul 2020 to 30 Jun 2021

Security details continued

Asset		Starting market value \$	Ending market value \$	Portfolio Weight %	Total return \$	Total return %	Security contribution Total contribution %
International Shares							
Totals		197,591.94	245,308.71	9.76%	23,497.69	10.04%	1.19%
Domestic Listed Property							
ADI	DEXUS INDUSTRIA REIT FULLY PAID ORDINARY/UNITS STAPLED SECURITIES	35,652.52	46,921.56	1.87%	16,617.15	49.72%	0.84%
COF	CENTURIA OFFICE REIT ORDINARY UNITS FULLY PAID	-	23,400.00	0.93%	3,384.50	16.48%	0.17%
DXS	DEXUS FULLY PAID UNITS STAPLED SECURITIES	9,200.00	26,675.00	1.06%	2,730.69	20.35%	0.14%
LLC	LENLEASE GROUP FULLY PAID ORDINARY/UNITS STAPLED SECURITIES	34,203.05	31,686.90	1.26%	-1,941.54	-5.87%	-0.1%
NSR	NATIONAL STORAGE REIT FULLY PAID ORDINARY/UNITS STAPLED SECURITIES	23,985.00	25,740.00	1.02%	2,824.04	11.82%	0.14%
SCG	SCENTRE GROUP FULLY PAID ORDINARY/UNITS STAPLED SECURITIES	8,246.00	-	-	2,521.46	30.67%	0.13%
URW	UNIBAIL-RODAMCO-WESTFIELD CDI 20:1 FOREIGN EXEMPT XPAR	5,898.40	8,747.20	0.35%	4,568.20	26.34%	0.23%
Totals		117,184.97	163,170.66	6.49%	30,704.50	21.27%	1.55%
Domestic Direct Property							
MAQ0448AU	CHARTER HALL DIRECT OFFICE WHOLESALE	60,987.68	67,102.85	2.67%	9,509.56	16.01%	0.48%
Totals		60,987.68	67,102.85	2.67%	9,509.56	16.01%	0.48%
Domestic Fixed Interest							
ANZPE	AUSTRALIA AND NEW ZEALAND BANKING GROUP LIMITED CAP NOTE 6-BBSW+3.25% PERP NON-CUM RED T-03-22	25,247.50	25,550.00	1.02%	1,207.87	4.86%	0.06%
BENPE	BENDIGO AND ADELAIDE BANK LIMITED CNV PREF 6-BBSW+3.20% PERP NON-CUM RED T-11-20	24,850.00	-	-	568.86	2.27%	0.03%
BENPH	BENDIGO AND ADELAIDE BANK LIMITED CAP NOTE 3-BBSW+3.80% PERP NON-CUM RED T-06-27	-	26,375.00	1.05%	1,891.50	7.62%	0.1%

158589: Souvlis Family Super Fund

Security contribution

01 Jul 2020 to 30 Jun 2021

Security details continued

							Security contribution
Asset		Starting market value \$	Ending market value \$	Portfolio Weight %	Total return \$	Total return %	Total contribution %
Domestic Fixed Interest							
BOQPF	BANK OF QUEENSLAND LIMITED. CAP NOTE 3-BBSW+3.80% PERP NON-CUM RED T-05-27	-	-	-	992.37	3.98%	0.05%
BOQZZ	BANK OF QUEENSLAND LIMITED. PUBLIC OFFER - CAPITAL NOTE 2	-	-	-	-	-	-
CBAPD	COMMONWEALTH BANK OF AUSTRALIA. CAP NOTE 3-BBSW+2.80% PERP NON-CUM RED T-12-22	19,862.20	20,270.00	0.81%	980.23	5.01%	0.05%
CBAPG	COMMONWEALTH BANK OF AUSTRALIA. CAP NOTE 3-BBSW+3.40% PERP NON-CUM RED T-04-25	19,904.00	20,800.00	0.83%	1,588.43	8.09%	0.08%
CGFPA	CHALLENGER LIMITED CNV PREF 3-BBSW+3.40% PERP SUB NON-CUM RED T-05-22	29,640.00	-	-	625.71	2.12%	0.03%
CGFPC_N	CGF CAPITAL NOTES 3 DEFERRED	-	-	-	265.71	0.89%	0.01%
CGFPC	CHALLENGER LIMITED CAP NOTE 3-BBSW+4.60% PERP NON-CUM RED T-05-26	-	31,785.00	1.26%	2,470.71	8.25%	0.13%
CWNHB	CROWN RESORTS LIMITED HYBRID 3-BBSW+4.00% 23-04-75 SUB CUM RED T-07-21	48,100.00	48,495.00	1.93%	2,425.00	5.23%	0.12%
DDH0001AU	DDH PREFERRED INCOME	24,702.38	25,361.81	1.01%	1,440.88	5.87%	0.07%
GCI	GRYPHON CAPITAL INCOME TRUST ORDINARY UNITS FULLY PAID	69,800.00	81,200.00	3.23%	15,032.00	21.84%	0.76%
NABHA	NATIONAL AUSTRALIA BANK LIMITED HYBRID 3-BBSW+1.25% PERP SUB EXCH NON-CUM STAP	35,860.00	-	-	4,540.03	12.71%	0.23%
NABPE	NATIONAL AUSTRALIA BANK LIMITED CAP NOTE 3-BBSW+2.20% 20-09-28 CUM RED T-09-23	30,090.00	30,492.00	1.21%	1,078.05	3.61%	0.05%
Totals		328,056.08	310,328.81	12.35%	35,107.35	10.99%	1.78%
Other							
+HEALTHINDUSTRY	Health Industry.com.au Pty Ltd	48.00	48.00	-	-	-	-

158589: Souvlis Family Super Fund

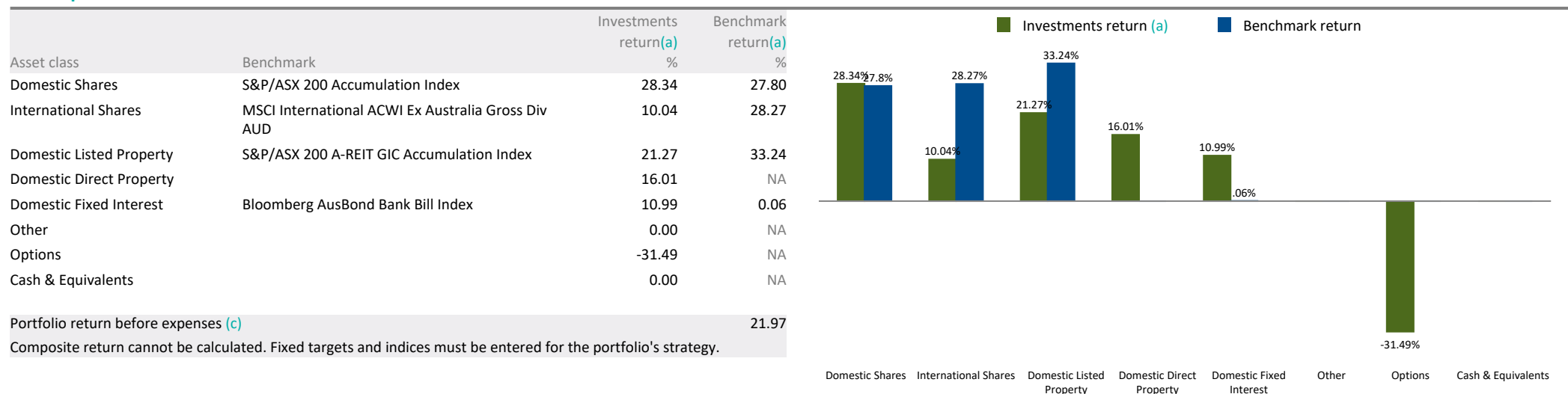
Security contribution

01 Jul 2020 to 30 Jun 2021

Security details continued

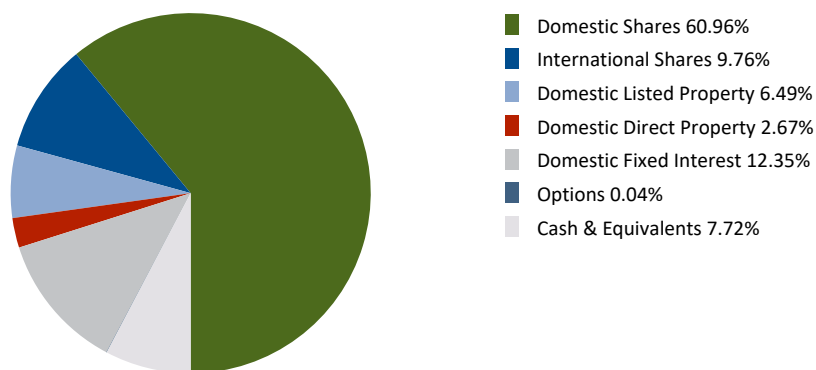
						Security contribution	
Asset		Starting market value \$	Ending market value \$	Portfolio Weight %	Total return \$	Total return %	Total contribution %
Other Totals		48.00	48.00	-	-	-	-
Options							
AJMOB	ALTURA MINING LIMITED OPTION EXPIRING 28-FEB-2022	1,241.73	-	-	177.39	14.29%	0.01%
MGFO	MAGELLAN GLOBAL FUND. OPTION EXPIRING 01-MAR-2024 EX AT DISC TO EST NAV	-	944.27	0.04%	944.27	-40.06%	0.05%
Totals		1,241.73	944.27	0.04%	1,121.66	-31.49%	0.06%
Totals for all assets		2,036,180.12	2,318,924.47	92.24%	458,175.45	23.17%	23.17%

Comparison of returns

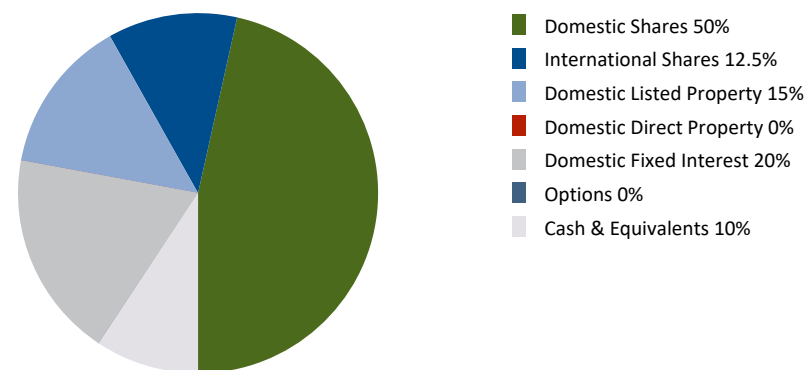


Current versus target allocation

Portfolio allocation 30 Jun 2021



Target allocation for Moderate Growth



(a) The 'Investments total return' is the time-weighted percentage return from all investments held over the period in the relevant asset class. Refer to the 'Investment movements' report for the return on individual investments.

(c) The portfolio return including cash and before expenses has been calculated using the time-weighted return (TWR) method.

158589: Souvlis Family Super Fund

Asset allocation

01 Jul 2020 to 30 Jun 2021

158589: Souvlis Family Super Fund

Asset class performance

01 Jul 2020 to 30 Jun 2021

Asset class returns over time

Asset class	Start date	End date	1 mth %	3 mths %	1 yr %
Domestic Shares	01/07/2020	30/06/2021	2.76	8.30	28.34
S&P/ASX 200 Accumulation Index			2.26	8.29	27.80
International Shares	01/07/2020	30/06/2021	6.13	9.39	10.04
MSCI International ACWI Ex Australia Gross Div AUD			4.55	9.10	28.27
Domestic Listed Property	01/07/2020	30/06/2021	1.25	5.26	21.27
S&P/ASX 200 A-REIT GIC Accumulation Index			5.54	10.46	33.24
Domestic Direct Property	01/07/2020	30/06/2021	6.74	7.21	16.01
Domestic Fixed Interest	01/07/2020	30/06/2021	0.52	1.79	10.99
Bloomberg AusBond Bank Bill Index			-	0.01	0.06
Other	01/07/2020	30/06/2021	-	-	-
Options	01/07/2020	30/06/2021	7.69	-15.15	-31.49

Asset class returns have been calculated using the time-weighted percentage return from all investments held over the period in the relevant asset class.

% returns are annualised for periods more than 365 days.

Percentage returns display as not available (NA) if assets were not continuously held in the asset class throughout the return period.

158589: Souvlis Family Super Fund

Income by ex-date

01 Jul 2020 to 30 Jun 2021

Income transactions

Asset	Ex date	Payment date	Total income \$	DRP \$	Cash \$	Receivable \$	WHT \$	Foreign tax paid \$	Franking credits \$
Included assets									
Dividends									
ALD	AMPOL LIMITED FPO	7/09/2020	2/10/2020	250.00	-	250.00	-	-	107.14
ANZ	AUSTRALIA AND NEW ZEALAND BANKING GROUP LIMITED FPO	10/05/2021	1/07/2021	1,540.00	-	-	1,540.00	-	660.00
ANZ	AUSTRALIA AND NEW ZEALAND BANKING GROUP LIMITED FPO	9/11/2020	16/12/2020	770.00	-	770.00	-	-	330.00
ANZ	AUSTRALIA AND NEW ZEALAND BANKING GROUP LIMITED FPO	24/08/2020	30/09/2020	550.00	-	550.00	-	-	235.71
ANZPE	AUSTRALIA AND NEW ZEALAND BANKING GROUP LIMITED CAP NOTE 6-BBSW+3.25% PERP NON-CUM RED T-03-22	15/03/2021	24/03/2021	291.93	-	291.93	-	-	125.11
ANZPE	AUSTRALIA AND NEW ZEALAND BANKING GROUP LIMITED CAP NOTE 6-BBSW+3.25% PERP NON-CUM RED T-03-22	15/09/2020	24/09/2020	341.83	-	341.83	-	-	146.50
BAP	BAPCOR LIMITED FPO	28/08/2020	11/09/2020	285.00	-	285.00	-	-	122.14
BENPE	BENDIGO AND ADELAIDE BANK LIMITED CNV PREF 6-BBSW+3.20% PERP NON-CUM RED T-11-20	17/11/2020	30/11/2020	293.20	-	293.20	-	-	125.66
BENPH	BENDIGO AND ADELAIDE BANK LIMITED CAP NOTE 3-BBSW+3.80% PERP NON-CUM RED T-06-27	4/06/2021	15/06/2021	169.25	-	169.25	-	-	72.54
BENPH	BENDIGO AND ADELAIDE BANK LIMITED CAP NOTE 3-BBSW+3.80% PERP NON-CUM RED T-06-27	4/03/2021	15/03/2021	192.30	-	192.30	-	-	82.41
BHP	BHP GROUP LIMITED FPO	4/03/2021	23/03/2021	1,699.51	-	1,699.51	-	-	728.36
BHP	BHP GROUP LIMITED FPO	3/09/2020	22/09/2020	977.91	-	977.91	-	-	419.10
BOQ	BANK OF QUEENSLAND LIMITED. FPO	5/05/2021	26/05/2021	1,447.72	-	1,447.72	-	-	620.45
BOQ	BANK OF QUEENSLAND LIMITED. FPO	4/11/2020	25/11/2020	727.68	-	727.68	-	-	311.86
BOQPF	BANK OF QUEENSLAND LIMITED. CAP NOTE 3-BBSW+3.80% PERP NON-CUM RED T-05-27	28/01/2021	15/02/2021	141.03	-	141.03	-	-	60.44
CAR	CARSALES.COM LIMITED. FPO	23/03/2021	21/04/2021	250.00	-	250.00	-	-	107.14
CAR	CARSALES.COM LIMITED. FPO	22/09/2020	7/10/2020	250.00	-	250.00	-	-	107.14

158589: Souvlis Family Super Fund

Income by ex-date

01 Jul 2020 to 30 Jun 2021

Income transactions continued

Asset	Ex date	Payment date	Total income \$	DRP \$	Cash \$	Receivable \$	WHT \$	Foreign tax paid \$	Franking credits \$
Included assets									
Dividends									
CBA	COMMONWEALTH BANK OF AUSTRALIA. FPO	16/02/2021	30/03/2021	495.00	-	495.00	-	-	212.14
CBA	COMMONWEALTH BANK OF AUSTRALIA. FPO	19/08/2020	30/09/2020	323.40	-	323.40	-	-	138.60
CBAPD	COMMONWEALTH BANK OF AUSTRALIA. CAP NOTE 3-BBSW+2.80% PERP NON-CUM RED T-12-22	4/06/2021	15/06/2021	100.10	-	100.10	-	-	42.90
CBAPD	COMMONWEALTH BANK OF AUSTRALIA. CAP NOTE 3-BBSW+2.80% PERP NON-CUM RED T-12-22	4/03/2021	15/03/2021	97.28	-	97.28	-	-	41.69
CBAPD	COMMONWEALTH BANK OF AUSTRALIA. CAP NOTE 3-BBSW+2.80% PERP NON-CUM RED T-12-22	4/12/2020	15/12/2020	100.98	-	100.98	-	-	43.28
CBAPD	COMMONWEALTH BANK OF AUSTRALIA. CAP NOTE 3-BBSW+2.80% PERP NON-CUM RED T-12-22	4/09/2020	15/09/2020	102.34	-	102.34	-	-	43.86
CBAPG	COMMONWEALTH BANK OF AUSTRALIA. CAP NOTE 3-BBSW+3.40% PERP NON-CUM RED T-04-25	4/06/2021	15/06/2021	121.28	-	121.28	-	-	51.98
CBAPG	COMMONWEALTH BANK OF AUSTRALIA. CAP NOTE 3-BBSW+3.40% PERP NON-CUM RED T-04-25	4/03/2021	15/03/2021	118.00	-	118.00	-	-	50.57
CBAPG	COMMONWEALTH BANK OF AUSTRALIA. CAP NOTE 3-BBSW+3.40% PERP NON-CUM RED T-04-25	4/12/2020	15/12/2020	121.92	-	121.92	-	-	52.25
CBAPG	COMMONWEALTH BANK OF AUSTRALIA. CAP NOTE 3-BBSW+3.40% PERP NON-CUM RED T-04-25	4/09/2020	15/09/2020	123.50	-	123.50	-	-	52.93
CGF	CHALLENGER LIMITED FPO	23/02/2021	23/03/2021	770.83	-	770.83	-	-	330.36
CGFPA	CHALLENGER LIMITED CNV PREF 3-BBSW+3.40% PERP SUB NON-CUM RED T-05-22	14/08/2020	25/08/2020	186.00	-	186.00	-	-	79.71
CGFPC	CHALLENGER LIMITED CAP NOTE 3-BBSW+4.60% PERP NON-CUM RED T-05-26	14/05/2021	25/05/2021	237.00	-	237.00	-	-	101.57
CGFPC	CHALLENGER LIMITED CAP NOTE 3-BBSW+4.60% PERP NON-CUM RED T-05-26	16/02/2021	25/02/2021	243.00	-	243.00	-	-	104.14
CGFPC_N	CGF CAPITAL NOTES 3 DEFERRED	16/11/2020	25/11/2020	186.00	-	186.00	-	-	79.71
CIM	CIMIC GROUP LIMITED FPO	11/06/2021	5/07/2021	720.00	-	-	720.00	-	61.71
CSL	CSL LIMITED FPO	4/03/2021	1/04/2021	134.91	-	134.91	-	-	-

158589: Souvlis Family Super Fund

Income by ex-date

01 Jul 2020 to 30 Jun 2021

Income transactions continued

Asset	Ex date	Payment date	Total income \$	DRP \$	Cash \$	Receivable \$	WHT \$	Foreign tax paid \$	Franking credits \$
Included assets									
Dividends									
CSL	CSL LIMITED FPO	10/09/2020	9/10/2020	146.96	-	146.96	-	-	-
DRR	DETERRA ROYALTIES LIMITED FPO	16/03/2021	31/03/2021	73.50	-	73.50	-	-	31.50
DXS	DEXUS FULLY PAID UNITS STAPLED SECURITIES	29/06/2021	30/08/2021	116.22	-	-	116.22	-	49.81
IAG	INSURANCE AUSTRALIA GROUP LIMITED FPO	16/02/2021	30/03/2021	350.91	-	350.91	-	-	-
IVC	INVOCARE LIMITED FPO	3/03/2021	22/04/2021	70.00	-	70.00	-	-	30.00
IVC	INVOCARE LIMITED FPO	25/08/2020	5/10/2020	55.00	-	55.00	-	-	23.57
LLC	LENLEASE GROUP FULLY PAID ORDINARY/UNITS STAPLED SECURITIES	26/02/2021	17/03/2021	308.59	-	308.59	-	-	66.13
MFG	MAGELLAN FINANCIAL GROUP LIMITED FPO	16/02/2021	25/02/2021	3,884.00	-	3,884.00	-	-	1,248.43
MFG	MAGELLAN FINANCIAL GROUP LIMITED FPO	17/08/2020	26/08/2020	4,880.00	-	4,880.00	-	-	1,568.57
MQG	MACQUARIE GROUP LIMITED FPO	17/05/2021	2/07/2021	1,758.75	-	-	1,758.75	-	301.50
MQG	MACQUARIE GROUP LIMITED FPO	16/11/2020	22/12/2020	708.75	-	708.75	-	-	121.50
NAB	NATIONAL AUSTRALIA BANK LIMITED FPO	13/05/2021	2/07/2021	1,305.00	-	-	1,305.00	-	559.29
NAB	NATIONAL AUSTRALIA BANK LIMITED FPO	12/11/2020	10/12/2020	652.50	-	652.50	-	-	279.64
NABHA	NATIONAL AUSTRALIA BANK LIMITED HYBRID 3-BBSW+1.25% PERP SUB EXCH NON-CUM STAP	28/01/2021	15/02/2021	128.04	-	128.04	-	-	-
NABHA	NATIONAL AUSTRALIA BANK LIMITED HYBRID 3-BBSW+1.25% PERP SUB EXCH NON-CUM STAP	29/10/2020	16/11/2020	136.10	-	136.10	-	-	-
NABHA	NATIONAL AUSTRALIA BANK LIMITED HYBRID 3-BBSW+1.25% PERP SUB EXCH NON-CUM STAP	30/07/2020	17/08/2020	135.89	-	135.89	-	-	-
NCM	NEWCREST MINING LIMITED FPO	18/02/2021	25/03/2021	365.06	-	365.06	-	-	156.45
NCM	NEWCREST MINING LIMITED FPO	21/08/2020	25/09/2020	461.03	-	461.03	-	-	197.58
NEC	NINE ENTERTAINMENT CO. HOLDINGS LIMITED FPO	9/09/2020	20/10/2020	400.00	-	400.00	-	-	171.43
ORI	ORICA LIMITED FPO	31/05/2021	9/07/2021	112.50	-	-	112.50	-	-
OTW	OVER THE WIRE HOLDINGS LIMITED FPO	9/03/2021	7/04/2021	86.10	-	86.10	-	-	36.90
OTW	OVER THE WIRE HOLDINGS LIMITED FPO	14/09/2020	15/10/2020	67.50	-	67.50	-	-	28.93
QBE	QBE INSURANCE GROUP LIMITED FPO	20/08/2020	25/09/2020	53.32	-	53.32	-	-	2.29

158589: Souvlis Family Super Fund

Income by ex-date

01 Jul 2020 to 30 Jun 2021

Income transactions continued

Asset	Ex date	Payment date	Total income \$	DRP \$	Cash \$	Receivable \$	WHT \$	Foreign tax paid \$	Franking credits \$
Included assets									
Dividends									
QVE	QV EQUITIES LIMITED FPO	17/05/2021	4/06/2021	220.00	-	220.00	-	-	94.29
QVE	QV EQUITIES LIMITED FPO	15/02/2021	5/03/2021	220.00	-	220.00	-	-	94.29
QVE	QV EQUITIES LIMITED FPO	16/11/2020	4/12/2020	220.00	-	220.00	-	-	94.29
QVE	QV EQUITIES LIMITED FPO	26/08/2020	18/09/2020	440.00	-	440.00	-	-	188.57
SHL	SONIC HEALTHCARE LIMITED FPO	9/03/2021	24/03/2021	673.20	-	673.20	-	-	86.55
SHL	SONIC HEALTHCARE LIMITED FPO	7/09/2020	22/09/2020	953.70	-	953.70	-	-	122.62
STO	SANTOS LIMITED FPO	23/02/2021	25/03/2021	391.61	-	391.61	-	-	167.83
STO	SANTOS LIMITED FPO	25/08/2020	24/09/2020	180.66	-	180.66	-	-	77.43
SUN	SUNCORP GROUP LIMITED FPO	15/02/2021	1/04/2021	520.00	-	520.00	-	-	222.86
SUN	SUNCORP GROUP LIMITED FPO	26/08/2020	21/10/2020	200.00	-	200.00	-	-	85.71
TAH	TABCORP HOLDINGS LIMITED FPO	22/02/2021	17/03/2021	327.30	-	327.30	-	-	140.27
TGR	TASSAL GROUP LIMITED FPO	12/03/2021	30/03/2021	210.00	-	210.00	-	-	-
TGR	TASSAL GROUP LIMITED FPO	14/09/2020	29/09/2020	270.00	-	270.00	-	-	28.93
WBC	WESTPAC BANKING CORPORATION FPO	13/05/2021	25/06/2021	1,763.20	-	1,763.20	-	-	755.66
WBC	WESTPAC BANKING CORPORATION FPO	11/11/2020	18/12/2020	942.40	-	942.40	-	-	403.89
WOR	WORLEY LIMITED FPO	1/03/2021	31/03/2021	250.00	-	250.00	-	-	-
WOR	WORLEY LIMITED FPO	1/09/2020	30/09/2020	250.00	-	250.00	-	-	-
WPL	WOODSIDE PETROLEUM LTD FPO	25/02/2021	24/03/2021	382.41	-	382.41	-	-	163.89
WPL	WOODSIDE PETROLEUM LTD FPO	24/08/2020	18/09/2020	906.18	-	906.18	-	-	388.36
Dividends totals			39,935.28	-	34,382.81	5,552.47	-	-	13,838.06
Foreign dividends									
AMC	AMCOR PLC CDI 1:1 FOREIGN EXEMPT NYSE	25/05/2021	15/06/2021	226.80	-	226.80	-	-	-
AMC	AMCOR PLC CDI 1:1 FOREIGN EXEMPT NYSE	23/02/2021	16/03/2021	228.15	-	228.15	-	-	-
AMC	AMCOR PLC CDI 1:1 FOREIGN EXEMPT NYSE	23/11/2020	15/12/2020	248.25	-	248.25	-	-	-
AMC	AMCOR PLC CDI 1:1 FOREIGN EXEMPT NYSE	2/09/2020	23/09/2020	240.00	-	240.00	-	-	-

158589: Souvlis Family Super Fund

Income by ex-date

01 Jul 2020 to 30 Jun 2021

Income transactions continued

Asset	Ex date	Payment date	Total income \$	DRP \$	Cash \$	Receivable \$	WHT \$	Foreign tax paid \$	Franking credits \$
Included assets									
Foreign dividends									
Foreign dividends totals			943.20	-	943.20	-	-	-	-
Distributions									
ADI	DEXUS INDUSTRIA REIT FULLY PAID ORDINARY/UNITS STAPLED SECURITIES	29/06/2021	20/08/2021	520.34	-	-	520.34	-	-
ADI	DEXUS INDUSTRIA REIT FULLY PAID ORDINARY/UNITS STAPLED SECURITIES	29/06/2021	20/08/2021	54.17	-	-	54.17	-	-
ADI	DEXUS INDUSTRIA REIT FULLY PAID ORDINARY/UNITS STAPLED SECURITIES	29/06/2021	20/08/2021	33.69	-	-	33.69	-	-
ADI	DEXUS INDUSTRIA REIT FULLY PAID ORDINARY/UNITS STAPLED SECURITIES	29/06/2021	20/08/2021	6.59	-	-	6.59	-	-
ADI	DEXUS INDUSTRIA REIT FULLY PAID ORDINARY/UNITS STAPLED SECURITIES	30/03/2021	7/05/2021	28.59	-	28.59	-	-	-
ADI	DEXUS INDUSTRIA REIT FULLY PAID ORDINARY/UNITS STAPLED SECURITIES	30/03/2021	7/05/2021	25.02	-	25.02	-	-	-
ADI	DEXUS INDUSTRIA REIT FULLY PAID ORDINARY/UNITS STAPLED SECURITIES	30/03/2021	7/05/2021	24.29	-	24.29	-	-	-
ADI	DEXUS INDUSTRIA REIT FULLY PAID ORDINARY/UNITS STAPLED SECURITIES	30/03/2021	7/05/2021	536.88	-	536.88	-	-	-
ADI	DEXUS INDUSTRIA REIT FULLY PAID ORDINARY/UNITS STAPLED SECURITIES	30/12/2020	5/02/2021	383.23	-	383.23	-	-	-
ADI	DEXUS INDUSTRIA REIT FULLY PAID ORDINARY/UNITS STAPLED SECURITIES	30/12/2020	5/02/2021	21.39	-	21.39	-	-	-
ADI	DEXUS INDUSTRIA REIT FULLY PAID ORDINARY/UNITS STAPLED SECURITIES	30/12/2020	5/02/2021	16.43	-	16.43	-	-	-
ADI	DEXUS INDUSTRIA REIT FULLY PAID ORDINARY/UNITS STAPLED SECURITIES	30/12/2020	5/02/2021	78.05	-	78.05	-	-	-
ADI	DEXUS INDUSTRIA REIT FULLY PAID ORDINARY/UNITS STAPLED SECURITIES	29/09/2020	6/11/2020	28.92	-	28.92	-	-	-

158589: Souvlis Family Super Fund

Income by ex-date

01 Jul 2020 to 30 Jun 2021

Income transactions continued

Asset	Ex date	Payment date	Total income \$	DRP \$	Cash \$	Receivable \$	WHT \$	Foreign tax paid \$	Franking credits \$
Included assets									
Distributions									
ADI	DEXUS INDUSTRIA REIT FULLY PAID ORDINARY/UNITS STAPLED SECURITIES	29/09/2020	6/11/2020	59.71	-	59.71	-	-	-
ADI	DEXUS INDUSTRIA REIT FULLY PAID ORDINARY/UNITS STAPLED SECURITIES	29/09/2020	6/11/2020	29.23	-	29.23	-	-	-
ADI	DEXUS INDUSTRIA REIT FULLY PAID ORDINARY/UNITS STAPLED SECURITIES	29/09/2020	6/11/2020	531.74	-	531.74	-	-	-
COF	CENTURIA OFFICE REIT ORDINARY UNITS FULLY PAID	29/06/2021	10/08/2021	412.50	-	-	412.50	-	-
COF	CENTURIA OFFICE REIT ORDINARY UNITS FULLY PAID	30/03/2021	29/04/2021	412.50	-	412.50	-	-	-
COF	CENTURIA OFFICE REIT ORDINARY UNITS FULLY PAID	30/12/2020	28/01/2021	412.50	-	412.50	-	-	-
DDH0001AU	DDH PREFERRED INCOME	30/06/2021	16/07/2021	151.98	-	-	151.98	-	6.83
DDH0001AU	DDH PREFERRED INCOME	31/03/2021	15/04/2021	218.85	-	218.85	-	-	9.84
DDH0001AU	DDH PREFERRED INCOME	31/12/2020	15/01/2021	201.93	-	201.93	-	-	9.08
DDH0001AU	DDH PREFERRED INCOME	30/09/2020	13/10/2020	175.07	-	175.07	-	-	7.87
DXS	DEXUS FULLY PAID UNITS STAPLED SECURITIES	29/06/2021	30/08/2021	136.03	-	-	136.03	-	-
DXS	DEXUS FULLY PAID UNITS STAPLED SECURITIES	29/06/2021	30/08/2021	262.70	-	-	262.70	-	-
DXS	DEXUS FULLY PAID UNITS STAPLED SECURITIES	29/06/2021	30/08/2021	60.05	-	-	60.05	-	-
DXS	DEXUS FULLY PAID UNITS STAPLED SECURITIES	30/12/2020	26/02/2021	288.00	-	288.00	-	-	-
FID0008AU	FIDELITY AUSTRALIAN EQUITIES	30/06/2021	16/07/2021	2,479.87	-	-	2,479.79	0.08	481.13
FID0008AU	FIDELITY AUSTRALIAN EQUITIES	31/03/2021	12/04/2021	90.88	-	90.88	-	-	17.63
FID0008AU	FIDELITY AUSTRALIAN EQUITIES	5/11/2020	13/11/2020	455.06	-	455.05	-	0.01	88.29
GCI	GRYPHON CAPITAL INCOME TRUST ORDINARY UNITS FULLY PAID	29/06/2021	8/07/2021	432.00	-	-	432.00	-	-
GCI	GRYPHON CAPITAL INCOME TRUST ORDINARY UNITS FULLY PAID	28/05/2021	8/06/2021	308.00	-	308.00	-	-	-

158589: Souvlis Family Super Fund

Income by ex-date

01 Jul 2020 to 30 Jun 2021

Income transactions continued

Asset	Ex date	Payment date	Total income \$	DRP \$	Cash \$	Receivable \$	WHT \$	Foreign tax paid \$	Franking credits \$
Included assets									
Distributions									
GCI	GRYPHON CAPITAL INCOME TRUST ORDINARY UNITS FULLY PAID	29/04/2021	10/05/2021	292.00	-	292.00	-	-	-
GCI	GRYPHON CAPITAL INCOME TRUST ORDINARY UNITS FULLY PAID	30/03/2021	12/04/2021	300.00	-	300.00	-	-	-
GCI	GRYPHON CAPITAL INCOME TRUST ORDINARY UNITS FULLY PAID	25/02/2021	8/03/2021	272.00	-	272.00	-	-	-
GCI	GRYPHON CAPITAL INCOME TRUST ORDINARY UNITS FULLY PAID	28/01/2021	8/02/2021	300.00	-	300.00	-	-	-
GCI	GRYPHON CAPITAL INCOME TRUST ORDINARY UNITS FULLY PAID	30/12/2020	11/01/2021	288.00	-	288.00	-	-	-
GCI	GRYPHON CAPITAL INCOME TRUST ORDINARY UNITS FULLY PAID	27/11/2020	8/12/2020	284.00	-	284.00	-	-	-
GCI	GRYPHON CAPITAL INCOME TRUST ORDINARY UNITS FULLY PAID	29/10/2020	9/11/2020	296.00	-	296.00	-	-	-
GCI	GRYPHON CAPITAL INCOME TRUST ORDINARY UNITS FULLY PAID	29/09/2020	9/10/2020	284.00	-	284.00	-	-	-
GCI	GRYPHON CAPITAL INCOME TRUST ORDINARY UNITS FULLY PAID	28/08/2020	8/09/2020	288.00	-	288.00	-	-	-
GCI	GRYPHON CAPITAL INCOME TRUST ORDINARY UNITS FULLY PAID	30/07/2020	10/08/2020	288.00	-	288.00	-	-	-
IML0002AU	INVESTORS MUTUAL WS AUSTRALIAN SHARE	30/06/2021	12/07/2021	2,019.97	-	-	2,015.92	4.05	313.28
IML0002AU	INVESTORS MUTUAL WS AUSTRALIAN SHARE	31/12/2020	7/01/2021	471.00	-	470.06	-	0.94	73.05
LLC	LENLEASE GROUP FULLY PAID ORDINARY/UNITS STAPLED SECURITIES	26/02/2021	17/03/2021	108.48	-	106.16	-	2.32	-
LLC	LENLEASE GROUP FULLY PAID ORDINARY/UNITS STAPLED SECURITIES	21/08/2020	15/09/2020	91.41	-	90.04	-	1.37	-
MAQ0448AU	CHARTER HALL DIRECT OFFICE WHOLESALE	30/06/2021	19/07/2021	846.59	-	-	846.59	-	-
MAQ0448AU	CHARTER HALL DIRECT OFFICE WHOLESALE	31/03/2021	15/04/2021	847.83	-	847.83	-	-	-

158589: Souvlis Family Super Fund

Income by ex-date

01 Jul 2020 to 30 Jun 2021

Income transactions continued

Asset	Ex date	Payment date	Total income \$	DRP \$	Cash \$	Receivable \$	WHT \$	Foreign tax paid \$	Franking credits \$	
Included assets										
Distributions										
MAQ0448AU	CHARTER HALL DIRECT OFFICE WHOLESALE	31/12/2020	15/01/2021	849.34	-	849.34	-	-	-	
MAQ0448AU	CHARTER HALL DIRECT OFFICE WHOLESALE	30/09/2020	15/10/2020	850.63	-	850.63	-	-	-	
MGE0001AU	MAGELLAN GLOBAL OPEN CLASS	30/06/2021	21/07/2021	3,019.72	-	-	3,019.72	-	-	
MGE0001AU	MAGELLAN GLOBAL OPEN CLASS	4/11/2020	19/11/2020	2,889.46	-	2,889.46	-	-	-	
MGG	MAGELLAN GLOBAL TRUST ORDINARY UNITS FULLY PAID	5/11/2020	19/11/2020	994.31	-	994.31	-	-	-	
MGG	MAGELLAN GLOBAL TRUST ORDINARY UNITS FULLY PAID	1/07/2020	28/07/2020	955.43	-	955.43	-	-	-	
NSR	NATIONAL STORAGE REIT FULLY PAID ORDINARY/UNITS STAPLED SECURITIES	29/06/2021	3/09/2021	547.56	-	-	546.00	-	1.56	
NSR	NATIONAL STORAGE REIT FULLY PAID ORDINARY/UNITS STAPLED SECURITIES	30/12/2020	1/03/2021	521.48	-	520.00	-	-	1.48	
SCG	SCENTRE GROUP FULLY PAID ORDINARY/UNITS STAPLED SECURITIES	12/02/2021	26/02/2021	168.56	-	168.34	-	-	0.22	
SCG	SCENTRE GROUP FULLY PAID ORDINARY/UNITS STAPLED SECURITIES	12/02/2021	26/02/2021	97.85	-	97.66	-	-	0.19	
SFY	SPDR S&P/ASX 50 FUND	30/12/2020	13/01/2021	142.84	-	142.84	-	-	55.83	
SFY	SPDR S&P/ASX 50 FUND	29/09/2020	12/10/2020	160.74	-	160.73	-	-	0.01	
VAN0002AU	VANGUARD AUSTRALIAN SHARES INDEX	30/06/2021	9/07/2021	542.80	-	-	542.41	-	0.39	
VAN0002AU	VANGUARD AUSTRALIAN SHARES INDEX	31/03/2021	13/04/2021	984.38	-	983.68	-	-	0.70	
VAN0002AU	VANGUARD AUSTRALIAN SHARES INDEX	31/12/2020	12/01/2021	670.70	-	670.22	-	-	0.48	
VAN0002AU	VANGUARD AUSTRALIAN SHARES INDEX	30/09/2020	7/10/2020	724.96	-	724.44	-	-	0.52	
Distributions totals				30,274.23	-	18,739.43	11,520.48	-	14.32	1,890.47
Interest										
CWNHB	CROWN RESORTS LIMITED HYBRID 3-BBSW+4.00% 23-04-75 SUB CUM RED T-07-21	4/06/2021	15/06/2021	510.00	-	510.00	-	-	-	

158589: Souvlis Family Super Fund

Income by ex-date

01 Jul 2020 to 30 Jun 2021

Income transactions continued

Asset	Ex date	Payment date	Total income \$	DRP \$	Cash \$	Receivable \$	WHT \$	Foreign tax paid \$	Franking credits \$
Included assets									
Interest									
CWNHB	CROWN RESORTS LIMITED HYBRID 3-BBSW+4.00% 23-04-75 SUB CUM RED T-07-21	4/03/2021	15/03/2021	500.00	-	500.00	-	-	-
CWNHB	CROWN RESORTS LIMITED HYBRID 3-BBSW+4.00% 23-04-75 SUB CUM RED T-07-21	3/12/2020	14/12/2020	510.00	-	510.00	-	-	-
CWNHB	CROWN RESORTS LIMITED HYBRID 3-BBSW+4.00% 23-04-75 SUB CUM RED T-07-21	3/09/2020	14/09/2020	510.00	-	510.00	-	-	-
NABPE	NATIONAL AUSTRALIA BANK LIMITED CAP NOTE 3-BBSW+2.20% 20-09-28 CUM RED T-09-23	10/06/2021	21/06/2021	166.83	-	166.83	-	-	-
NABPE	NATIONAL AUSTRALIA BANK LIMITED CAP NOTE 3-BBSW+2.20% 20-09-28 CUM RED T-09-23	11/03/2021	22/03/2021	165.57	-	165.57	-	-	-
NABPE	NATIONAL AUSTRALIA BANK LIMITED CAP NOTE 3-BBSW+2.20% 20-09-28 CUM RED T-09-23	10/12/2020	21/12/2020	171.27	-	171.27	-	-	-
NABPE	NATIONAL AUSTRALIA BANK LIMITED CAP NOTE 3-BBSW+2.20% 20-09-28 CUM RED T-09-23	10/09/2020	21/09/2020	172.38	-	172.38	-	-	-
Interest totals			2,706.05	-	2,706.05	-	-	-	-
Interest from cash									
+DDH	DDH GRAHAM BANK OF QLD CMA	30/06/2021	30/06/2021	45.05	-	45.05	-	-	-
+DDH	DDH GRAHAM BANK OF QLD CMA	31/05/2021	31/05/2021	47.05	-	47.05	-	-	-
+DDH	DDH GRAHAM BANK OF QLD CMA	30/04/2021	30/04/2021	46.57	-	46.57	-	-	-
+DDH	DDH GRAHAM BANK OF QLD CMA	31/03/2021	31/03/2021	40.50	-	40.50	-	-	-
+DDH	DDH GRAHAM BANK OF QLD CMA	28/02/2021	28/02/2021	29.38	-	29.38	-	-	-
+DDH	DDH GRAHAM BANK OF QLD CMA	31/01/2021	31/01/2021	28.44	-	28.44	-	-	-
+DDH	DDH GRAHAM BANK OF QLD CMA	31/12/2020	31/12/2020	26.36	-	26.36	-	-	-
+DDH	DDH GRAHAM BANK OF QLD CMA	30/11/2020	30/11/2020	29.15	-	29.15	-	-	-
+DDH	DDH GRAHAM BANK OF QLD CMA	31/10/2020	31/10/2020	30.86	-	30.86	-	-	-
+DDH	DDH GRAHAM BANK OF QLD CMA	30/09/2020	30/09/2020	30.70	-	30.70	-	-	-
+DDH	DDH GRAHAM BANK OF QLD CMA	31/08/2020	31/08/2020	35.16	-	35.16	-	-	-

158589: Souvlis Family Super Fund

Income by ex-date

01 Jul 2020 to 30 Jun 2021

Income transactions continued

Asset	Ex date	Payment date	Total income \$	DRP \$	Cash \$	Receivable \$	WHT \$	Foreign tax paid \$	Franking credits \$
Included assets									
Interest from cash									
+DDH	DDH GRAHAM BANK OF QLD CMA	31/07/2020	31/07/2020	31.95	-	31.95	-	-	-
Interest from cash totals			421.17	-	421.17	-	-	-	-
Totals for included assets			74,279.93	-	57,192.66	17,072.95	-	14.32	15,728.53
Totals for all assets			74,279.93	-	57,192.66	17,072.95	-	14.32	15,728.53

158589: Souvlis Family Super Fund

Taxation income

01 Jul 2020 to 30 Jun 2021

Income transactions ^(a)

Asset	Tax date	Interest \$	Unfranked \$	Franked \$	Franking credits entitlement \$	Other Aust \$	Gross foreign \$	Trust cap gains \$	Non-assess \$	Gross excl franking credits \$	Aust taxes \$	Foreign taxes \$	Expenses withheld \$	Assess non- receiv \$	Cash \$	DRP \$	To be received \$
Dividends																	
AMPOL LIMITED FPO																	
ALD	02/10/2020	-	-	250.00	107.14	-	-	-	-	250.00	-	-	-	-	250.00	-	-
ALD totals		-	-	250.00	107.14	-	-	-	-	250.00	-	-	-	-	250.00	-	-
AUSTRALIA AND NEW ZEALAND BANKING GROUP LIMITED FPO																	
ANZ	30/09/2020	-	-	550.00	235.71	-	-	-	-	550.00	-	-	-	-	550.00	-	-
	16/12/2020	-	-	770.00	330.00	-	-	-	-	770.00	-	-	-	-	770.00	-	-
ANZ totals		-	-	1,320.00	565.71	-	-	-	-	1,320.00	-	-	-	-	1,320.00	-	-
AUSTRALIA AND NEW ZEALAND BANKING GROUP LIMITED CAP NOTE 6-BBSW+3.25% PERP NON-CUM RED T-03-22																	
ANZPE	24/09/2020	-	-	341.83	146.50	-	-	-	-	341.83	-	-	-	-	341.83	-	-
	24/03/2021	-	-	291.93	125.11	-	-	-	-	291.93	-	-	-	-	291.93	-	-
ANZPE totals		-	-	633.76	271.61	-	-	-	-	633.76	-	-	-	-	633.76	-	-
BAPCOR LIMITED FPO																	
BAP	11/09/2020	-	-	285.00	122.14	-	-	-	-	285.00	-	-	-	-	285.00	-	-
BAP totals		-	-	285.00	122.14	-	-	-	-	285.00	-	-	-	-	285.00	-	-
BENDIGO AND ADELAIDE BANK LIMITED CNV PREF 6-BBSW+3.20% PERP NON-CUM RED T-11-20																	
BENPE	30/11/2020	-	-	293.20	125.66	-	-	-	-	293.20	-	-	-	-	293.20	-	-
BENPE totals		-	-	293.20	125.66	-	-	-	-	293.20	-	-	-	-	293.20	-	-
BENDIGO AND ADELAIDE BANK LIMITED CAP NOTE 3-BBSW+3.80% PERP NON-CUM RED T-06-27																	
BENPH	15/03/2021	-	-	192.30	82.41	-	-	-	-	192.30	-	-	-	-	192.30	-	-
	15/06/2021	-	-	169.25	72.54	-	-	-	-	169.25	-	-	-	-	169.25	-	-
BENPH totals		-	-	361.55	154.95	-	-	-	-	361.55	-	-	-	-	361.55	-	-
BHP GROUP LIMITED FPO																	
BHP	22/09/2020	-	-	977.91	419.10	-	-	-	-	977.91	-	-	-	-	977.91	-	-
	23/03/2021	-	-	1,699.51	728.36	-	-	-	-	1,699.51	-	-	-	-	1,699.51	-	-
BHP totals		-	-	2,677.42	1,147.46	-	-	-	-	2,677.42	-	-	-	-	2,677.42	-	-
BANK OF QUEENSLAND LIMITED. FPO																	
BOQ	25/11/2020	-	-	727.68	311.86	-	-	-	-	727.68	-	-	-	-	727.68	-	-

158589: Souvlis Family Super Fund

Taxation income

01 Jul 2020 to 30 Jun 2021

Income transactions^(a) continued

Asset	Tax date	Interest \$	Unfranked \$	Franked \$	Franking credits entitlement \$	Other Aust \$	Gross foreign \$	Trust cap gains \$	Non-assess \$	Gross excl franking credits \$	Aust taxes \$	Foreign taxes \$	Expenses withheld \$	Assess non- receiv \$	Cash \$	DRP \$	To be received \$
Dividends																	
	26/05/2021	-	-	1,447.72	620.45	-	-	-	-	1,447.72	-	-	-	-	1,447.72	-	-
BOQ totals		-	-	2,175.40	932.31	-	-	-	-	2,175.40	-	-	-	-	2,175.40	-	-
BANK OF QUEENSLAND LIMITED. CAP NOTE 3-BBSW+3.80% PERP NON-CUM RED T-05-27																	
BOQPF	15/02/2021	-	-	141.03	60.44	-	-	-	-	141.03	-	-	-	-	141.03	-	-
BOQPF totals		-	-	141.03	60.44	-	-	-	-	141.03	-	-	-	-	141.03	-	-
CARSALES.COM LIMITED. FPO																	
CAR	07/10/2020	-	-	250.00	107.14	-	-	-	-	250.00	-	-	-	-	250.00	-	-
	21/04/2021	-	-	250.00	107.14	-	-	-	-	250.00	-	-	-	-	250.00	-	-
CAR totals		-	-	500.00	214.28	-	-	-	-	500.00	-	-	-	-	500.00	-	-
COMMONWEALTH BANK OF AUSTRALIA. FPO																	
CBA	30/09/2020	-	-	323.40	138.60	-	-	-	-	323.40	-	-	-	-	323.40	-	-
	30/03/2021	-	-	495.00	212.14	-	-	-	-	495.00	-	-	-	-	495.00	-	-
CBA totals		-	-	818.40	350.74	-	-	-	-	818.40	-	-	-	-	818.40	-	-
COMMONWEALTH BANK OF AUSTRALIA. CAP NOTE 3-BBSW+2.80% PERP NON-CUM RED T-12-22																	
CBAPD	15/09/2020	-	-	102.34	43.86	-	-	-	-	102.34	-	-	-	-	102.34	-	-
	15/12/2020	-	-	100.98	43.28	-	-	-	-	100.98	-	-	-	-	100.98	-	-
	15/03/2021	-	-	97.28	41.69	-	-	-	-	97.28	-	-	-	-	97.28	-	-
	15/06/2021	-	-	100.10	42.90	-	-	-	-	100.10	-	-	-	-	100.10	-	-
CBAPD totals		-	-	400.70	171.73	-	-	-	-	400.70	-	-	-	-	400.70	-	-
COMMONWEALTH BANK OF AUSTRALIA. CAP NOTE 3-BBSW+3.40% PERP NON-CUM RED T-04-25																	
CBAPG	15/09/2020	-	-	123.50	52.93	-	-	-	-	123.50	-	-	-	-	123.50	-	-
	15/12/2020	-	-	121.92	52.25	-	-	-	-	121.92	-	-	-	-	121.92	-	-
	15/03/2021	-	-	118.00	50.57	-	-	-	-	118.00	-	-	-	-	118.00	-	-
	15/06/2021	-	-	121.28	51.98	-	-	-	-	121.28	-	-	-	-	121.28	-	-
CBAPG totals		-	-	484.70	207.73	-	-	-	-	484.70	-	-	-	-	484.70	-	-
CHALLENGER LIMITED FPO																	
CGF	23/03/2021	-	-	770.83	330.36	-	-	-	-	770.83	-	-	-	-	770.83	-	-

158589: Souvlis Family Super Fund

Taxation income

01 Jul 2020 to 30 Jun 2021

Income transactions^(a) continued

Asset	Tax date	Interest \$	Unfranked \$	Franked \$	Franking credits entitlement \$	Other Aust \$	Gross foreign \$	Trust cap gains \$	Non-assess \$	Gross excl franking credits \$	Aust taxes \$	Foreign taxes \$	Expenses withheld \$	Assess non- receiv \$	Cash \$	DRP \$	To be received \$
Dividends																	
CGF totals		-	-	770.83	330.36	-	-	-	-	770.83	-	-	-	-	770.83	-	-
CHALLENGER LIMITED CNV PREF 3-BBSW+3.40% PERP SUB NON-CUM RED T-05-22																	
CGFPA	25/08/2020	-	-	186.00	79.71	-	-	-	-	186.00	-	-	-	-	186.00	-	-
CGFPA totals		-	-	186.00	79.71	-	-	-	-	186.00	-	-	-	-	186.00	-	-
CHALLENGER LIMITED CAP NOTE 3-BBSW+4.60% PERP NON-CUM RED T-05-26																	
CGFPC	25/02/2021	-	-	243.00	104.14	-	-	-	-	243.00	-	-	-	-	243.00	-	-
	25/05/2021	-	-	237.00	101.57	-	-	-	-	237.00	-	-	-	-	237.00	-	-
CGFPC totals		-	-	480.00	205.71	-	-	-	-	480.00	-	-	-	-	480.00	-	-
CGF CAPITAL NOTES 3 DEFERRED																	
CGFPC_N	25/11/2020	-	-	186.00	79.71	-	-	-	-	186.00	-	-	-	-	186.00	-	-
CGFPC_N totals		-	-	186.00	79.71	-	-	-	-	186.00	-	-	-	-	186.00	-	-
CSL LIMITED FPO																	
CSL	09/10/2020	-	146.96	-	-	-	-	-	-	146.96	-	-	-	-	146.96	-	-
	01/04/2021	-	134.91	-	-	-	-	-	-	134.91	-	-	-	-	134.91	-	-
CSL totals		-	281.87	-	-	-	-	-	-	281.87	-	-	-	-	281.87	-	-
DETERRA ROYALTIES LIMITED FPO																	
DRR	31/03/2021	-	-	73.50	31.50	-	-	-	-	73.50	-	-	-	-	73.50	-	-
DRR totals		-	-	73.50	31.50	-	-	-	-	73.50	-	-	-	-	73.50	-	-
DEXUS UNITS FULLY PAID STAPLED - DRO																	
DXS_DRO	28/08/2020	-	-	45.82	19.64	-	-	-	-	45.82	-	-	-	-	45.82	-	-
DXS_DRO totals		-	-	45.82	19.64	-	-	-	-	45.82	-	-	-	-	45.82	-	-
INSURANCE AUSTRALIA GROUP LIMITED FPO																	
IAG	30/03/2021	-	350.91	-	-	-	-	-	-	350.91	-	-	-	-	350.91	-	-
IAG totals		-	350.91	-	-	-	-	-	-	350.91	-	-	-	-	350.91	-	-
INVOCARE LIMITED FPO																	
IVC	05/10/2020	-	-	55.00	23.57	-	-	-	-	55.00	-	-	-	-	55.00	-	-
	22/04/2021	-	-	70.00	30.00	-	-	-	-	70.00	-	-	-	-	70.00	-	-

158589: Souvlis Family Super Fund

Taxation income

01 Jul 2020 to 30 Jun 2021

Income transactions ^(a) continued

Asset	Tax date	Interest \$	Unfranked \$	Franked \$	Franking credits entitlement \$	Other Aust \$	Gross foreign \$	Trust cap gains \$	Non-assess \$	Gross excl franking credits \$	Aust taxes \$	Foreign taxes \$	Expenses withheld \$	Assess non- receiv \$	Cash \$	DRP \$	To be received \$
Dividends																	
IVC totals		-	-	125.00	53.57	-	-	-	-	125.00	-	-	-	-	125.00	-	-
LENDLEASE GROUP UNIT/FPO STAPLED SECURITIES - LENDLEASE CORPORATION LIMITED SHARES																	
LLCC	17/03/2021	-	154.29	154.30	66.13	-	-	-	-	308.59	-	-	-	-	308.59	-	-
LLCC totals		-	154.29	154.30	66.13	-	-	-	-	308.59	-	-	-	-	308.59	-	-
MAGELLAN FINANCIAL GROUP LIMITED FPO																	
MFG	26/08/2020	-	1,220.00	3,660.00	1,568.57	-	-	-	-	4,880.00	-	-	-	-	4,880.00	-	-
	25/02/2021	-	971.00	2,913.00	1,248.43	-	-	-	-	3,884.00	-	-	-	-	3,884.00	-	-
MFG totals		-	2,191.00	6,573.00	2,817.00	-	-	-	-	8,764.00	-	-	-	-	8,764.00	-	-
MACQUARIE GROUP LIMITED FPO																	
MQG	03/07/2020	-	567.00	378.00	162.00	-	-	-	-	945.00	-	-	-	-	945.00	-	-
	22/12/2020	-	425.25	283.50	121.50	-	-	-	-	708.75	-	-	-	-	708.75	-	-
MQG totals		-	992.25	661.50	283.50	-	-	-	-	1,653.75	-	-	-	-	1,653.75	-	-
NATIONAL AUSTRALIA BANK LIMITED FPO																	
NAB	03/07/2020	-	-	510.00	218.57	-	-	-	-	510.00	-	-	-	-	510.00	-	-
	10/12/2020	-	-	652.50	279.64	-	-	-	-	652.50	-	-	-	-	652.50	-	-
NAB totals		-	-	1,162.50	498.21	-	-	-	-	1,162.50	-	-	-	-	1,162.50	-	-
NATIONAL AUSTRALIA BANK LIMITED HYBRID 3-BBSW+1.25% PERP SUB EXCH NON-CUM STAP																	
NABHA	17/08/2020	-	135.89	-	-	-	-	-	-	135.89	-	-	-	-	135.89	-	-
	16/11/2020	-	136.10	-	-	-	-	-	-	136.10	-	-	-	-	136.10	-	-
	15/02/2021	-	128.04	-	-	-	-	-	-	128.04	-	-	-	-	128.04	-	-
NABHA totals		-	400.03	-	-	-	-	-	-	400.03	-	-	-	-	400.03	-	-
NEWCREST MINING LIMITED FPO																	
NCM	25/09/2020	-	-	461.03	197.58	-	-	-	-	461.03	-	-	-	-	461.03	-	-
	25/03/2021	-	-	365.06	156.45	-	-	-	-	365.06	-	-	-	-	365.06	-	-
NCM totals		-	-	826.09	354.03	-	-	-	-	826.09	-	-	-	-	826.09	-	-
NINE ENTERTAINMENT CO. HOLDINGS LIMITED FPO																	
NEC	20/10/2020	-	-	400.00	171.43	-	-	-	-	400.00	-	-	-	-	400.00	-	-

158589: Souvlis Family Super Fund

Taxation income

01 Jul 2020 to 30 Jun 2021

Income transactions^(a) continued

Asset	Tax date	Interest \$	Unfranked \$	Franked \$	Franking credits entitlement \$	Other Aust \$	Gross foreign \$	Trust cap gains \$	Non-assess \$	Gross excl franking credits \$	Aust taxes \$	Foreign taxes \$	Expenses withheld \$	Assess non- receiv \$	Cash \$	DRP \$	To be received \$
Dividends																	
NEC totals		-	-	400.00	171.43	-	-	-	-	400.00	-	-	-	-	400.00	-	-
OVER THE WIRE HOLDINGS LIMITED FPO																	
OTW	15/10/2020	-	-	67.50	28.93	-	-	-	-	67.50	-	-	-	-	67.50	-	-
	07/04/2021	-	-	86.10	36.90	-	-	-	-	86.10	-	-	-	-	86.10	-	-
OTW totals		-	-	153.60	65.83	-	-	-	-	153.60	-	-	-	-	153.60	-	-
QBE INSURANCE GROUP LIMITED FPO																	
QBE	25/09/2020	-	47.99	5.33	2.29	-	-	-	-	53.32	-	-	-	-	53.32	-	-
QBE totals		-	47.99	5.33	2.29	-	-	-	-	53.32	-	-	-	-	53.32	-	-
QV EQUITIES LIMITED FPO																	
QVE	18/09/2020	-	-	440.00	188.57	-	-	-	-	440.00	-	-	-	-	440.00	-	-
	04/12/2020	-	-	220.00	94.29	-	-	-	-	220.00	-	-	-	-	220.00	-	-
	05/03/2021	-	-	220.00	94.29	-	-	-	-	220.00	-	-	-	-	220.00	-	-
	04/06/2021	-	-	220.00	94.29	-	-	-	-	220.00	-	-	-	-	220.00	-	-
QVE totals		-	-	1,100.00	471.44	-	-	-	-	1,100.00	-	-	-	-	1,100.00	-	-
SONIC HEALTHCARE LIMITED FPO																	
SHL	22/09/2020	-	667.59	286.11	122.62	-	-	-	-	953.70	-	-	-	-	953.70	-	-
	24/03/2021	-	471.24	201.96	86.55	-	-	-	-	673.20	-	-	-	-	673.20	-	-
SHL totals		-	1,138.83	488.07	209.17	-	-	-	-	1,626.90	-	-	-	-	1,626.90	-	-
SANTOS LIMITED FPO																	
STO	24/09/2020	-	-	180.66	77.43	-	-	-	-	180.66	-	-	-	-	180.66	-	-
	25/03/2021	-	-	391.61	167.83	-	-	-	-	391.61	-	-	-	-	391.61	-	-
STO totals		-	-	572.27	245.26	-	-	-	-	572.27	-	-	-	-	572.27	-	-
SUNCORP GROUP LIMITED FPO																	
SUN	21/10/2020	-	-	200.00	85.71	-	-	-	-	200.00	-	-	-	-	200.00	-	-
	01/04/2021	-	-	520.00	222.86	-	-	-	-	520.00	-	-	-	-	520.00	-	-
SUN totals		-	-	720.00	308.57	-	-	-	-	720.00	-	-	-	-	720.00	-	-
TABCORP HOLDINGS LIMITED FPO																	

158589: Souvlis Family Super Fund

Taxation income

01 Jul 2020 to 30 Jun 2021

Income transactions^(a) continued

Asset	Tax date	Interest \$	Unfranked \$	Franked \$	Franking credits entitlement \$	Other Aust \$	Gross foreign \$	Trust cap gains \$	Non-assess \$	Gross excl franking credits \$	Aust taxes \$	Foreign taxes \$	Expenses withheld \$	Assess non- receiv \$	Cash \$	DRP \$	To be received \$
Dividends																	
TAH	17/03/2021	-	-	327.30	140.27	-	-	-	-	327.30	-	-	-	-	327.30	-	-
TAH totals		-	-	327.30	140.27	-	-	-	-	327.30	-	-	-	-	327.30	-	-
TASSAL GROUP LIMITED FPO																	
TGR	29/09/2020	-	202.50	67.50	28.93	-	-	-	-	270.00	-	-	-	-	270.00	-	-
	30/03/2021	-	210.00	-	-	-	-	-	-	210.00	-	-	-	-	210.00	-	-
TGR totals		-	412.50	67.50	28.93	-	-	-	-	480.00	-	-	-	-	480.00	-	-
WESTPAC BANKING CORPORATION FPO																	
WBC	18/12/2020	-	-	942.40	403.89	-	-	-	-	942.40	-	-	-	-	942.40	-	-
	25/06/2021	-	-	1,763.20	755.66	-	-	-	-	1,763.20	-	-	-	-	1,763.20	-	-
WBC totals		-	-	2,705.60	1,159.55	-	-	-	-	2,705.60	-	-	-	-	2,705.60	-	-
WORLEY LIMITED FPO																	
WOR	30/09/2020	-	250.00	-	-	-	-	-	-	250.00	-	-	-	-	250.00	-	-
	31/03/2021	-	250.00	-	-	-	-	-	-	250.00	-	-	-	-	250.00	-	-
WOR totals		-	500.00	-	-	-	-	-	-	500.00	-	-	-	-	500.00	-	-
WOODSIDE PETROLEUM LTD FPO																	
WPL	18/09/2020	-	-	906.18	388.36	-	-	-	-	906.18	-	-	-	-	906.18	-	-
	24/03/2021	-	-	382.41	163.89	-	-	-	-	382.41	-	-	-	-	382.41	-	-
WPL totals		-	-	1,288.59	552.25	-	-	-	-	1,288.59	-	-	-	-	1,288.59	-	-
Totals		-	6,469.67	29,413.96	12,605.96	-	-	-	-	35,883.63	-	-	-	-	35,883.63	-	-
Foreign income																	
AMCOR PLC CDI 1:1 FOREIGN EXEMPT NYSE																	
AMC	23/09/2020	-	-	-	-	-	240.00	-	-	240.00	-	-	-	-	240.00	-	-
	15/12/2020	-	-	-	-	-	248.25	-	-	248.25	-	-	-	-	248.25	-	-
	16/03/2021	-	-	-	-	-	228.15	-	-	228.15	-	-	-	-	228.15	-	-
	15/06/2021	-	-	-	-	-	226.80	-	-	226.80	-	-	-	-	226.80	-	-
AMC totals		-	-	-	-	-	943.20	-	-	943.20	-	-	-	-	943.20	-	-

158589: Souvlis Family Super Fund

Taxation income

01 Jul 2020 to 30 Jun 2021

Income transactions^(a) continued

Asset	Tax date	Interest \$	Unfranked \$	Franked \$	Franking credits entitlement \$	Other Aust \$	Gross foreign \$	Trust cap gains \$	Non-assess \$	Gross excl franking credits \$	Aust taxes \$	Foreign taxes \$	Expenses withheld \$	Assess non- receiv \$	Cash \$	DRP \$	To be received \$
Foreign income																	
Totals		-	-	-	-	-	943.20	-	-	943.20	-	-	-	-	943.20	-	-
Trust income																	
DEXUS INDUSTRIA REIT FULLY PAID ORDINARY/UNITS STAPLED SECURITIES - TRUST1																	
ADI_T1	29/09/2020	-	-	-	-	348.61	-	-	183.13	531.74	-	-	-	-	531.74	-	-
	30/12/2020	-	-	-	-	251.25	-	-	131.98	383.23	-	-	-	-	383.23	-	-
	30/03/2021	-	-	-	-	351.97	-	-	184.91	536.88	-	-	-	-	536.88	-	-
	29/06/2021	-	-	-	-	341.14	-	-	179.20	520.34	-	-	-	-	-	-	520.34
ADI_T1 totals		-	-	-	-	1,292.97	-	-	679.22	1,972.19	-	-	-	-	1,451.85	-	520.34
DEXUS INDUSTRIA REIT FULLY PAID ORDINARY/UNITS STAPLED SECURITIES - TRUST2																	
ADI_T2	29/09/2020	-	-	-	-	19.82	-	-	9.41	29.23	-	-	-	-	29.23	-	-
	30/12/2020	-	-	-	-	14.50	-	-	6.89	21.39	-	-	-	-	21.39	-	-
	30/03/2021	-	-	-	-	16.47	-	-	7.82	24.29	-	-	-	-	24.29	-	-
	29/06/2021	-	-	-	-	36.73	-	-	17.44	54.17	-	-	-	-	-	-	54.17
ADI_T2 totals		-	-	-	-	87.52	-	-	41.56	129.08	-	-	-	-	74.91	-	54.17
DEXUS INDUSTRIA REIT FULLY PAID ORDINARY/UNITS STAPLED SECURITIES – TRUST3																	
ADI_T3	29/09/2020	63.04	-	-	-	-	-	0.24	-	63.28	-	-	-	3.57	59.71	-	-
	30/12/2020	17.35	-	-	-	-	-	0.06	-	17.41	-	-	-	0.98	16.43	-	-
	30/03/2021	26.42	-	-	-	-	-	0.10	-	26.52	-	-	-	1.50	25.02	-	-
	29/06/2021	35.56	-	-	-	-	-	0.14	-	35.70	-	-	-	2.01	-	-	33.69
ADI_T3 totals		142.37	-	-	-	-	-	0.54	-	142.91	-	-	-	8.06	101.16	-	33.69
DEXUS INDUSTRIA REIT FULLY PAID ORDINARY/UNITS STAPLED SECURITIES – TRUST4																	
ADI_T4	29/09/2020	-	-	-	-	-	-	-	28.92	28.92	-	-	-	-	28.92	-	-
	30/12/2020	-	-	-	-	-	-	-	78.05	78.05	-	-	-	-	78.05	-	-
	30/03/2021	-	-	-	-	-	-	-	28.59	28.59	-	-	-	-	28.59	-	-
	29/06/2021	-	-	-	-	-	-	-	6.59	6.59	-	-	-	-	-	-	6.59
ADI_T4 totals		-	-	-	-	-	-	-	142.15	142.15	-	-	-	-	135.56	-	6.59
CENTURIA OFFICE REIT ORDINARY UNITS FULLY PAID																	

158589: Souvlis Family Super Fund

Taxation income

01 Jul 2020 to 30 Jun 2021

Income transactions ^(a) continued

Asset	Tax date	Interest \$	Unfranked \$	Franked \$	Franking credits entitlement \$	Other Aust \$	Gross foreign \$	Trust cap gains \$	Non-assess \$	Gross excl franking credits \$	Aust taxes \$	Foreign taxes \$	Expenses withheld \$	Assess non- receiv \$	Cash \$	DRP \$	To be received \$
Trust income																	
COF	30/12/2020	0.01	-	-	-	112.78	-	3.16	296.55	412.50	-	-	-	-	412.50	-	-
	30/03/2021	0.01	-	-	-	112.78	-	3.16	296.55	412.50	-	-	-	-	412.50	-	-
	29/06/2021	0.01	-	-	-	112.78	-	3.16	296.55	412.50	-	-	-	-	-	-	412.50
COF totals		0.03	-	-	-	338.34	-	9.48	889.65	1,237.50	-	-	-	-	825.00	-	412.50
DDH PREFERRED INCOME																	
DDH0001AU	30/09/2020	100.40	1.61	13.03	7.87	30.24	-	28.89	0.90	175.07	-	-	-	-	175.07	-	-
	31/12/2020	115.78	1.87	15.03	9.08	34.88	-	33.33	1.04	201.93	-	-	-	-	201.93	-	-
	31/03/2021	125.51	2.02	16.28	9.84	37.79	-	36.13	1.12	218.85	-	-	-	-	218.85	-	-
	30/06/2021	87.16	1.40	11.31	6.83	26.25	-	25.08	0.78	151.98	-	-	-	-	-	-	151.98
DDH0001AU totals		428.85	6.90	55.65	33.62	129.16	-	123.43	3.84	747.83	-	-	-	-	595.85	-	151.98
DEXUS UNITS FULLY PAID STAPLED - DDF																	
DXS_DDF	29/06/2021	18.12	-	-	-	394.63	-	3.33	-	416.08	-	-	-	153.38	-	-	262.70
DXS_DDF totals		18.12	-	-	-	394.63	-	3.33	-	416.08	-	-	-	153.38	-	-	262.70
DEXUS UNITS FULLY PAID STAPLED - DIT																	
DXS_DIT	29/06/2021	45.19	-	-	-	31.64	-	9.52	-	86.35	-	-	-	26.30	-	-	60.05
DXS_DIT totals		45.19	-	-	-	31.64	-	9.52	-	86.35	-	-	-	26.30	-	-	60.05
DEXUS UNITS FULLY PAID STAPLED - DOT																	
DXS_DOT	30/12/2020	-	-	-	-	162.49	-	145.46	-	307.95	-	-	-	19.95	288.00	-	-
	29/06/2021	-	-	-	-	76.75	-	68.70	-	145.45	-	-	-	9.42	-	-	136.03
DXS_DOT totals		-	-	-	-	239.24	-	214.16	-	453.40	-	-	-	29.37	288.00	-	136.03
FIDELITY AUSTRALIAN EQUITIES																	
FID0008AU	05/11/2020	0.30	20.17	136.78	88.29	2.01	0.24	295.56	-	455.06	-	0.01	-	-	455.05	-	-
	31/03/2021	0.06	4.03	27.32	17.63	0.40	0.05	59.02	-	90.88	-	-	-	-	90.88	-	-
	30/06/2021	1.65	109.87	745.36	481.13	10.94	1.34	1,610.70	0.01	2,479.87	-	0.08	-	-	-	-	2,479.79
FID0008AU totals		2.01	134.07	909.46	587.05	13.35	1.63	1,965.28	0.01	3,025.81	-	0.09	-	-	545.93	-	2,479.79
GRYPHON CAPITAL INCOME TRUST ORDINARY UNITS FULLY PAID																	
GCI	30/07/2020	279.97	-	-	-	9.15	-	-	-	289.12	-	-	-	1.12	288.00	-	-
	28/08/2020	279.97	-	-	-	9.15	-	-	-	289.12	-	-	-	1.12	288.00	-	-

158589: Souvlis Family Super Fund

Taxation income

01 Jul 2020 to 30 Jun 2021

Income transactions ^(a) continued

Asset	Tax date	Interest \$	Unfranked \$	Franked \$	Franking credits entitlement \$	Other Aust \$	Gross foreign \$	Trust cap gains \$	Non-assess \$	Gross excl franking credits \$	Aust taxes \$	Foreign taxes \$	Expenses withheld \$	Assess non- receiv \$	Cash \$	DRP \$	To be received \$
Trust income																	
	29/09/2020	276.08	-	-	-	9.03	-	-	-	285.11	-	-	-	1.11	284.00	-	-
	29/10/2020	287.75	-	-	-	9.41	-	-	-	297.16	-	-	-	1.16	296.00	-	-
	27/11/2020	276.08	-	-	-	9.03	-	-	-	285.11	-	-	-	1.11	284.00	-	-
	30/12/2020	279.97	-	-	-	9.15	-	-	-	289.12	-	-	-	1.12	288.00	-	-
	28/01/2021	291.64	-	-	-	9.53	-	-	-	301.17	-	-	-	1.17	300.00	-	-
	25/02/2021	264.42	-	-	-	8.64	-	-	-	273.06	-	-	-	1.06	272.00	-	-
	30/03/2021	291.64	-	-	-	9.53	-	-	-	301.17	-	-	-	1.17	300.00	-	-
	29/04/2021	283.86	-	-	-	9.28	-	-	-	293.14	-	-	-	1.14	292.00	-	-
	28/05/2021	299.41	-	-	-	9.79	-	-	-	309.20	-	-	-	1.20	308.00	-	-
	29/06/2021	419.96	-	-	-	13.73	-	-	-	433.69	-	-	-	1.69	-	-	432.00
GCI totals		3,530.75	-	-	-	115.42	-	-	-	3,646.17	-	-	-	14.17	3,200.00	-	432.00
INVESTORS MUTUAL WS AUSTRALIAN SHARE																	
IML0002AU	31/12/2020	1.79	25.70	72.17	73.05	0.42	14.19	348.22	8.51	471.00	-	0.94	-	-	470.06	-	-
	30/06/2021	7.69	110.26	309.53	313.28	1.81	60.88	1,493.29	36.51	2,019.97	-	4.05	-	-	-	-	2,015.92
IML0002AU totals		9.48	135.96	381.70	386.33	2.23	75.07	1,841.51	45.02	2,490.97	-	4.99	-	-	470.06	-	2,015.92
LENDLEASE GROUP UNIT/FPO STAPLED SECURITIES - LENDLEASE TRUST UNITS																	
LLCT	26/02/2021	24.39	-	-	-	38.41	22.69	-	22.99	108.48	-	2.32	-	-	106.16	-	-
	30/06/2021	23.48	-	-	-	38.84	27.25	-	25.44	115.01	-	2.78	-	-	-	-	112.23
LLCT totals		47.87	-	-	-	77.25	49.94	-	48.43	223.49	-	5.10	-	-	106.16	-	112.23
CHARTER HALL DIRECT OFFICE WHOLESALE																	
MAQ0448AU	30/09/2020	-	-	-	-	-	-	975.28	-	975.28	-	-	-	124.65	850.63	-	-
	31/12/2020	-	-	-	-	-	-	973.81	-	973.81	-	-	-	124.47	849.34	-	-
	31/03/2021	-	-	-	-	-	-	972.08	-	972.08	-	-	-	124.25	847.83	-	-
	30/06/2021	-	-	-	-	-	-	970.65	-	970.65	-	-	-	124.06	-	-	846.59
MAQ0448AU totals		-	-	-	-	-	-	3,891.82	-	3,891.82	-	-	-	497.43	2,547.80	-	846.59
MAGELLAN GLOBAL OPEN CLASS																	
MGE0001AU	04/11/2020	-	-	-	-	-	-	1,357.58	1,531.88	2,889.46	-	-	-	-	2,889.46	-	-
	30/06/2021	-	-	-	-	-	-	1,418.78	1,600.93	3,019.72	-	-	-	-	-	-	3,019.72

158589: Souvlis Family Super Fund

Taxation income

01 Jul 2020 to 30 Jun 2021

Income transactions^(a) continued

Asset	Tax date	Interest \$	Unfranked \$	Franked \$	Franking credits entitlement \$	Other Aust \$	Gross foreign \$	Trust cap gains \$	Non-assess \$	Gross excl franking credits \$	Aust taxes \$	Foreign taxes \$	Expenses withheld \$	Assess non- receiv \$	Cash \$	DRP \$	To be received \$
Trust income																	
MGE0001AU totals		-	-	-	-	-	-	2,776.36	3,132.81	5,909.18	-	-	-	-	2,889.46	-	3,019.72
MAGELLAN GLOBAL FUND. ORDINARY UNITS FULLY PAID CLOSED CLASS																	
MGF	30/06/2021	-	-	-	-	-	-	704.30	1,038.26	1,742.56	-	-	-	-	-	-	1,742.56
MGF totals		-	-	-	-	-	-	704.30	1,038.26	1,742.56	-	-	-	-	-	-	1,742.56
MAGELLAN GLOBAL TRUST ORDINARY UNITS FULLY PAID																	
MGG	05/11/2020	-	-	-	-	-	-	-	994.31	994.31	-	-	-	-	994.31	-	-
MGG totals		-	-	-	-	-	-	-	994.31	994.31	-	-	-	-	994.31	-	-
NATIONAL STORAGE REIT STAPLED SECURITY- NSPT																	
NSR_NSPT	30/12/2020	1.25	-	-	-	141.76	16.92	-	361.55	521.48	-	1.48	-	-	520.00	-	-
	29/06/2021	1.32	-	-	-	148.84	17.77	-	379.63	547.56	-	1.56	-	-	-	-	546.00
NSR_NSPT totals		2.57	-	-	-	290.60	34.69	-	741.18	1,069.04	-	3.04	-	-	520.00	-	546.00
SCENTRE GROUP STAPLED SECURITIES - TRUST 1																	
SCG_T1	12/02/2021	1.58	-	0.22	0.09	168.64	10.29	-	-	180.73	-	0.22	-	12.17	168.34	-	-
SCG_T1 totals		1.58	-	0.22	0.09	168.64	10.29	-	-	180.73	-	0.22	-	12.17	168.34	-	-
SCENTRE GROUP STAPLED SECURITIES - TRUST 2																	
SCG_T2	12/02/2021	5.36	-	-	-	86.98	11.94	-	-	104.28	-	0.19	-	6.43	97.66	-	-
SCG_T2 totals		5.36	-	-	-	86.98	11.94	-	-	104.28	-	0.19	-	6.43	97.66	-	-
SPDR S&P/ASX 50 FUND																	
SFY	29/09/2020	2.19	20.66	133.03	62.82	0.33	3.47	-	1.06	160.74	-	0.01	-	-	160.73	-	-
	30/12/2020	1.94	18.36	118.22	55.83	0.29	3.08	-	0.95	142.84	-	-	-	-	142.84	-	-
SFY totals		4.13	39.02	251.25	118.65	0.62	6.55	-	2.01	303.58	-	0.01	-	-	303.57	-	-
VANGUARD AUSTRALIAN SHARES INDEX																	
VAN0002AU	30/09/2020	5.50	57.98	421.51	189.68	58.83	16.80	195.06	5.69	761.37	-	0.52	-	36.41	724.44	-	-
	31/12/2020	5.09	53.64	389.97	175.48	54.43	15.54	180.46	5.26	704.39	-	0.48	-	33.69	670.22	-	-
	31/03/2021	7.47	78.74	572.34	257.55	79.87	22.80	264.88	7.73	1,033.83	-	0.70	-	49.45	983.68	-	-
	30/06/2021	4.12	43.41	315.60	142.02	44.05	12.58	146.04	4.26	570.06	-	0.39	-	27.26	-	-	542.41
VAN0002AU totals		22.18	233.77	1,699.42	764.73	237.18	67.72	786.44	22.94	3,069.65	-	2.09	-	146.81	2,378.34	-	542.41

158589: Souvlis Family Super Fund

Taxation income

01 Jul 2020 to 30 Jun 2021

Income transactions ^(a) continued

Asset	Tax date	Interest \$	Unfranked \$	Franked \$	Franking credits entitlement \$	Other Aust \$	Gross foreign \$	Trust cap gains \$	Non-assess \$	Gross excl franking credits \$	Aust taxes \$	Foreign taxes \$	Expenses withheld \$	Assess non- receiv \$	Cash \$	DRP \$	To be received \$
Trust income																	
Totals		4,260.49	549.72	3,297.70	1,890.47	3,505.77	257.83	12,326.17	7,781.39	31,979.08	-	15.73	-	894.12	17,693.96	-	13,375.27
Interest																	
DDH GRAHAM BANK OF QLD CMA																	
+DDH	31/07/2020	31.95	-	-	-	-	-	-	-	31.95	-	-	-	-	31.95	-	-
	31/08/2020	35.16	-	-	-	-	-	-	-	35.16	-	-	-	-	35.16	-	-
	30/09/2020	30.70	-	-	-	-	-	-	-	30.70	-	-	-	-	30.70	-	-
	31/10/2020	30.86	-	-	-	-	-	-	-	30.86	-	-	-	-	30.86	-	-
	30/11/2020	29.15	-	-	-	-	-	-	-	29.15	-	-	-	-	29.15	-	-
	31/12/2020	26.36	-	-	-	-	-	-	-	26.36	-	-	-	-	26.36	-	-
	31/01/2021	28.44	-	-	-	-	-	-	-	28.44	-	-	-	-	28.44	-	-
	28/02/2021	29.38	-	-	-	-	-	-	-	29.38	-	-	-	-	29.38	-	-
	31/03/2021	40.50	-	-	-	-	-	-	-	40.50	-	-	-	-	40.50	-	-
	30/04/2021	46.57	-	-	-	-	-	-	-	46.57	-	-	-	-	46.57	-	-
	31/05/2021	47.05	-	-	-	-	-	-	-	47.05	-	-	-	-	47.05	-	-
	30/06/2021	45.05	-	-	-	-	-	-	-	45.05	-	-	-	-	45.05	-	-
+DDH totals		421.17	-	-	-	-	-	-	-	421.17	-	-	-	-	421.17	-	-
CROWN RESORTS LIMITED HYBRID 3-BBSW+4.00% 23-04-75 SUB CUM RED T-07-21																	
CWNHB	14/09/2020	510.00	-	-	-	-	-	-	-	510.00	-	-	-	-	510.00	-	-
	14/12/2020	510.00	-	-	-	-	-	-	-	510.00	-	-	-	-	510.00	-	-
	15/03/2021	500.00	-	-	-	-	-	-	-	500.00	-	-	-	-	500.00	-	-
	15/06/2021	510.00	-	-	-	-	-	-	-	510.00	-	-	-	-	510.00	-	-
CWNHB totals		2,030.00	-	-	-	-	-	-	-	2,030.00	-	-	-	-	2,030.00	-	-
NATIONAL AUSTRALIA BANK LIMITED CAP NOTE 3-BBSW+2.20% 20-09-28 CUM RED T-09-23																	
NABPE	21/09/2020	172.38	-	-	-	-	-	-	-	172.38	-	-	-	-	172.38	-	-
	21/12/2020	171.27	-	-	-	-	-	-	-	171.27	-	-	-	-	171.27	-	-
	22/03/2021	165.57	-	-	-	-	-	-	-	165.57	-	-	-	-	165.57	-	-
	21/06/2021	166.83	-	-	-	-	-	-	-	166.83	-	-	-	-	166.83	-	-
NABPE totals		676.05	-	-	-	-	-	-	-	676.05	-	-	-	-	676.05	-	-

158589: Souvlis Family Super Fund

Taxation income

01 Jul 2020 to 30 Jun 2021

Income transactions^(a) continued

Asset	Tax date	Interest \$	Unfranked \$	Franked \$	Franking credits entitlement \$	Other Aust \$	Gross foreign \$	Trust cap gains \$	Non-assess \$	Gross excl franking credits \$	Aust taxes \$	Foreign taxes \$	Expenses withheld \$	Assess non- receiv \$	Cash \$	DRP \$	To be received \$
Interest																	
Totals		3,127.22	-	-	-	-	-	-	-	3,127.22	-	-	-	-	3,127.22	-	-
Income transaction totals		7,387.71	7,019.39	32,711.66	14,496.43	3,505.77	1,201.03	12,326.17	7,781.39	71,933.13	-	15.73	-	894.12	57,648.01	-	13,375.27

(a) The income transactions disclosed in this report are recognised on a tax-derivation basis. For more details about each column, refer to the corresponding sub-section under the Income - additional information section.

Non-CGT gains/losses

There were no non-CGT gains/losses within the period.

Income transactions - additional information

Interest

Asset	Tax date	Interest(a) \$	Interest exempt from NRWT(b) \$	Interest total \$
DDH GRAHAM BANK OF QLD CMA +DDH	31/07/2020	31.95	-	31.95
	31/08/2020	35.16	-	35.16
	30/09/2020	30.70	-	30.70
	31/10/2020	30.86	-	30.86
	30/11/2020	29.15	-	29.15
	31/12/2020	26.36	-	26.36
	31/01/2021	28.44	-	28.44
	28/02/2021	29.38	-	29.38

158589: Souvlis Family Super Fund

Taxation income

01 Jul 2020 to 30 Jun 2021

Income transactions - additional information continued

Interest

Asset	Tax date	Interest(a) \$	Interest exempt from NRWT(b) \$	Interest total \$
	31/03/2021	40.50	-	40.50
	30/04/2021	46.57	-	46.57
	31/05/2021	47.05	-	47.05
	30/06/2021	45.05	-	45.05
+DDH totals		421.17	-	421.17
DEXUS INDUSTRIA REIT FULLY PAID ORDINARY/UNITS STAPLED SECURITIES – TRUST3				
ADI_T3	29/09/2020	63.04	-	63.04
	30/12/2020	17.35	-	17.35
	30/03/2021	26.42	-	26.42
	29/06/2021	35.56	-	35.56
ADI_T3 totals		142.37	-	142.37
CENTURIA OFFICE REIT ORDINARY UNITS FULLY PAID				
COF	30/12/2020	0.01	-	0.01
	30/03/2021	0.01	-	0.01
	29/06/2021	0.01	-	0.01
COF totals		0.03	-	0.03
CROWN RESORTS LIMITED HYBRID 3-BBSW+4.00% 23-04-75 SUB CUM RED T-07-21				
CWNHB	14/09/2020	510.00	-	510.00
	14/12/2020	510.00	-	510.00
	15/03/2021	500.00	-	500.00
	15/06/2021	510.00	-	510.00
CWNHB totals		2,030.00	-	2,030.00
DDH PREFERRED INCOME				
DDH0001AU	30/09/2020	100.40	-	100.40
	31/12/2020	115.78	-	115.78
	31/03/2021	125.51	-	125.51
	30/06/2021	87.16	-	87.16
DDH0001AU totals		428.85	-	428.85
DEXUS UNITS FULLY PAID STAPLED - DDF				

158589: Souvlis Family Super Fund

Taxation income

01 Jul 2020 to 30 Jun 2021

Income transactions - additional information continued

Interest

Asset	Tax date	Interest(a) \$	Interest exempt from NRWT(b) \$	Interest total \$
DXS_DDF	29/06/2021	18.12	-	18.12
DXS_DDF totals		18.12	-	18.12
DEXUS UNITS FULLY PAID STAPLED - DIT				
DXS_DIT	29/06/2021	45.19	-	45.19
DXS_DIT totals		45.19	-	45.19
FIDELITY AUSTRALIAN EQUITIES				
FID0008AU	05/11/2020	0.30	-	0.30
	31/03/2021	0.06	-	0.06
	30/06/2021	1.65	-	1.65
FID0008AU totals		2.01	-	2.01
GRYPHON CAPITAL INCOME TRUST ORDINARY UNITS FULLY PAID				
GCI	30/07/2020	279.97	-	279.97
	28/08/2020	279.97	-	279.97
	29/09/2020	276.08	-	276.08
	29/10/2020	287.75	-	287.75
	27/11/2020	276.08	-	276.08
	30/12/2020	279.97	-	279.97
	28/01/2021	291.64	-	291.64
	25/02/2021	264.42	-	264.42
	30/03/2021	291.64	-	291.64
	29/04/2021	283.86	-	283.86
	28/05/2021	299.41	-	299.41
	29/06/2021	419.96	-	419.96
GCI totals		3,530.75	-	3,530.75
INVESTORS MUTUAL WS AUSTRALIAN SHARE				
IML0002AU	31/12/2020	1.79	-	1.79
	30/06/2021	7.69	-	7.69
IML0002AU totals		9.48	-	9.48
LENLEASE GROUP UNIT/FPO STAPLED SECURITIES - LENLEASE TRUST UNITS				

158589: Souvlis Family Super Fund

Taxation income

01 Jul 2020 to 30 Jun 2021

Income transactions - additional information continued

Interest

Asset	Tax date	Interest(a) \$	Interest exempt from NRWT(b) \$	Interest total \$
LLCT	26/02/2021	24.39	-	24.39
	30/06/2021	23.48	-	23.48
LLCT totals		47.87	-	47.87
NATIONAL AUSTRALIA BANK LIMITED CAP NOTE 3-BBSW+2.20% 20-09-28 CUM RED T-09-23				
NABPE	21/09/2020	172.38	-	172.38
	21/12/2020	171.27	-	171.27
	22/03/2021	165.57	-	165.57
	21/06/2021	166.83	-	166.83
NABPE totals		676.05	-	676.05
NATIONAL STORAGE REIT STAPLED SECURITY- NSPT				
NSR_NSPT	30/12/2020	1.25	-	1.25
	29/06/2021	1.32	-	1.32
NSR_NSPT totals		2.57	-	2.57
SCENTRE GROUP STAPLED SECURITIES - TRUST 1				
SCG_T1	12/02/2021	1.58	-	1.58
SCG_T1 totals		1.58	-	1.58
SCENTRE GROUP STAPLED SECURITIES - TRUST 2				
SCG_T2	12/02/2021	5.36	-	5.36
SCG_T2 totals		5.36	-	5.36
SPDR S&P/ASX 50 FUND				
SFY	29/09/2020	2.19	-	2.19
	30/12/2020	1.94	-	1.94
SFY totals		4.13	-	4.13
VANGUARD AUSTRALIAN SHARES INDEX				
VAN0002AU	30/09/2020	3.44	2.06	5.50
	31/12/2020	3.18	1.91	5.09
	31/03/2021	4.67	2.80	7.47
	30/06/2021	2.58	1.54	4.12

Income transactions - additional information continued

Interest

Asset	Tax date	Interest(a) \$	Interest exempt from NRWT(b) \$	Interest total \$
VAN0002AU totals		13.87	8.31	22.18
Totals		7,379.40	8.31	7,387.71

(a) The amount of interest that is subject to non-resident withholding tax (NRWT).

(b) The amount of interest that is not subject to non-resident withholding tax (NRWT).

Unfranked amounts - Unfranked CFI income component

	Tax date	Total Unfranked \$	Unfranked Non CFI \$	Unfranked CFI \$
CSL	09/10/2020	146.96	-	146.96
	01/04/2021	134.91	-	134.91
CSL totals		281.87	-	281.87
DDH0001AU	30/09/2020	1.61	1.21	0.40
	31/12/2020	1.87	1.40	0.47
	31/03/2021	2.02	1.51	0.51
	30/06/2021	1.40	1.05	0.35
DDH0001AU totals		6.90	5.17	1.73
FID0008AU	05/11/2020	20.17	6.25	13.92
	31/03/2021	4.03	1.25	2.78
	30/06/2021	109.87	34.04	75.83
FID0008AU totals		134.07	41.54	92.53
IAG	30/03/2021	350.91	-	350.91
IAG totals		350.91	-	350.91
IML0002AU	31/12/2020	25.70	12.94	12.76
	30/06/2021	110.26	55.52	54.74
IML0002AU totals		135.96	68.46	67.50
LLCC	17/03/2021	154.29	-	154.29

158589: Souvlis Family Super Fund

Taxation income

01 Jul 2020 to 30 Jun 2021

Income transactions - additional information continued

Unfranked amounts - Unfranked CFI income component

	Tax date	Total Unfranked \$	Unfranked Non CFI \$	Unfranked CFI \$
LLCC totals		154.29	-	154.29
MQG	03/07/2020	567.00	-	567.00
	22/12/2020	425.25	-	425.25
MQG totals		992.25	-	992.25
QBE	25/09/2020	47.99	-	47.99
QBE totals		47.99	-	47.99
SFY	29/09/2020	20.66	3.25	17.41
	30/12/2020	18.36	2.89	15.47
SFY totals		39.02	6.14	32.88
VAN0002AU	30/09/2020	57.98	17.76	40.22
	31/12/2020	53.64	16.43	37.21
	31/03/2021	78.74	24.13	54.61
	30/06/2021	43.41	13.30	30.11
VAN0002AU totals		233.77	71.62	162.15
WOR	30/09/2020	250.00	-	250.00
	31/03/2021	250.00	-	250.00
WOR totals		500.00	-	500.00
Totals		2,877.03	192.93	2,684.10

Trust capital gains (a)

Asset	Tax date	Discount method (b)				Indexation method (c)				Other method (d)				Trust capital gains total \$	Taxable foreign capital gains(i) \$
		Non- assessable gains(e) \$	TAP(f) \$	NTAP net of foreign tax (g) \$	NTAP foreign tax (h) \$	TAP(f) \$	NTAP net of foreign tax (g) \$	NTAP foreign tax (h) \$	TAP(f) \$	NTAP net of foreign tax (g) \$	NTAP foreign tax (h) \$				
ADI_T3	29/09/2020	0.12	0.12	-	-	-	-	-	-	-	-	-	0.24	-	
	30/12/2020	0.03	0.03	-	-	-	-	-	-	-	-	-	0.06	-	
	30/03/2021	0.05	0.05	-	-	-	-	-	-	-	-	-	0.10	-	
	29/06/2021	0.07	0.07	-	-	-	-	-	-	-	-	-	0.14	-	
ADI_T3 totals		0.27	0.27	-	-	-	-	-	-	-	-	-	0.54	-	

Income transactions - additional information continued

Trust capital gains (a)		Discount method (b)				Indexation method (c)			Other method (d)			Trust capital gains total	Taxable foreign capital gains(i)
Asset	Tax date	Non-assessable gains(e)	NTAP net of foreign tax TAP(f)	NTAP net of foreign tax (g)	NTAP foreign tax (h)	NTAP net of foreign tax TAP(f)	NTAP net of foreign tax (g)	NTAP foreign tax (h)	NTAP net of foreign tax TAP(f)	NTAP net of foreign tax (g)	NTAP foreign tax (h)		
		\$	\$	\$	\$	\$	\$	\$	\$	\$	\$	\$	\$
COF	30/12/2020	1.58	1.58	-	-	-	-	-	-	-	-	3.16	-
	30/03/2021	1.58	1.58	-	-	-	-	-	-	-	-	3.16	-
	29/06/2021	1.58	1.58	-	-	-	-	-	-	-	-	3.16	-
COF totals		4.74	4.74	-	-	-	-	-	-	-	-	9.48	-
DDH0001AU	30/09/2020	0.09	-	0.09	-	-	-	-	-	28.71	-	28.89	-
	31/12/2020	0.11	-	0.11	-	-	-	-	-	33.11	-	33.33	-
	31/03/2021	0.12	-	0.12	-	-	-	-	-	35.89	-	36.13	-
	30/06/2021	0.08	-	0.08	-	-	-	-	-	24.92	-	25.08	-
DDH0001AU totals		0.40	-	0.40	-	-	-	-	-	122.63	-	123.43	-
DXS_DDF	29/06/2021	-	3.33	-	-	-	-	-	-	-	-	3.33	-
DXS_DDF totals		-	3.33	-	-	-	-	-	-	-	-	3.33	-
DXS_DIT	29/06/2021	-	9.52	-	-	-	-	-	-	-	-	9.52	-
DXS_DIT totals		-	9.52	-	-	-	-	-	-	-	-	9.52	-
DXS_DOT	30/12/2020	-	145.46	-	-	-	-	-	-	-	-	145.46	-
	29/06/2021	-	68.70	-	-	-	-	-	-	-	-	68.70	-
DXS_DOT totals		-	214.16	-	-	-	-	-	-	-	-	214.16	-
FID0008AU	05/11/2020	147.77	4.32	143.47	-	-	-	-	-	-	-	295.56	-
	31/03/2021	29.51	0.86	28.65	-	-	-	-	-	-	-	59.02	-
	30/06/2021	805.36	23.53	781.81	-	-	-	-	-	-	-	1,610.70	-
FID0008AU totals		982.64	28.71	953.93	-	-	-	-	-	-	-	1,965.28	-
IML0002AU	31/12/2020	174.12	-	174.10	-	-	-	-	-	-	-	348.22	-
	30/06/2021	746.65	-	746.64	-	-	-	-	-	-	-	1,493.29	-
IML0002AU totals		920.77	-	920.74	-	-	-	-	-	-	-	1,841.51	-
MAQ0448AU	30/09/2020	487.64	487.64	-	-	-	-	-	-	-	-	975.28	-
	31/12/2020	486.90	486.91	-	-	-	-	-	-	-	-	973.81	-
	31/03/2021	486.04	486.04	-	-	-	-	-	-	-	-	972.08	-
	30/06/2021	485.33	485.32	-	-	-	-	-	-	-	-	970.65	-

Income transactions - additional information continued

Trust capital gains (a)		Discount method (b)				Indexation method (c)				Other method (d)				Trust capital gains total	Taxable foreign capital gains(i)
Asset	Tax date	Non-assessable gains(e)	TAP(f)	NTAP net of foreign tax (g)	NTAP foreign tax (h)	TAP(f)	NTAP net of foreign tax (g)	NTAP foreign tax (h)	TAP(f)	NTAP net of foreign tax (g)	NTAP foreign tax (h)	Trust capital gains total	Taxable foreign capital gains(i)		
		\$	\$	\$	\$	\$	\$	\$	\$	\$	\$	\$	\$	\$	
MAQ0448AU	totals	1,945.91	1,945.91	-	-	-	-	-	-	-	-	3,891.82	-		
MGE0001AU	04/11/2020	678.79	-	678.79	-	-	-	-	-	-	-	1,357.58	-		
	30/06/2021	709.39	-	709.39	-	-	-	-	-	-	-	1,418.78	-		
MGE0001AU	totals	1,388.18	-	1,388.18	-	-	-	-	-	-	-	2,776.36	-		
MGF	30/06/2021	352.15	-	352.15	-	-	-	-	-	-	-	704.30	-		
MGF	totals	352.15	-	352.15	-	-	-	-	-	-	-	704.30	-		
VAN0002AU	30/09/2020	97.53	-	97.53	-	-	-	-	-	-	-	195.06	-		
	31/12/2020	90.23	-	90.23	-	-	-	-	-	-	-	180.46	-		
	31/03/2021	132.44	-	132.44	-	-	-	-	-	-	-	264.88	-		
	30/06/2021	73.02	-	73.02	-	-	-	-	-	-	-	146.04	-		
VAN0002AU	totals	393.22	-	393.22	-	-	-	-	-	-	-	786.44	-		
Totals		5,988.28	2,206.64	4,008.62	-	-	-	-	-	122.63	-	12,326.17	-		

(a) Trust capital gains: For attribution managed investment trusts (AMITs), these are the trust capital gains attributed to members. For non-AMITs, these are the present entitlements to the net trust income comprised of net capital gains and CGT concession amounts.

(b) Discount method: Capital gains made by the trust in respect of CGT assets that were held for at least twelve months at the time of the CGT event that gave rise to the capital gain, and in respect of which the trust has not chosen to use the indexation method (if applicable) to calculate the capital gain. The sum of the discount method components equals the capital gains after having applied a CGT discount of 50%.

(c) Indexation method: Capital gains made by the trust in respect of CGT assets that were acquired prior to 11:45 a.m. (by legal time in the Australian Capital Territory) on 21 September 1999 (and that had been held for at least twelve months at the time of the CGT event that gave rise to the capital gain), and in respect of which the trust has chosen to use the indexation method to calculate the capital gain.

(d) Other method: Capital gains made by the trust in respect of CGT assets that were held for less than twelve months at the time of the CGT event that gave rise to the capital gain.

(e) Non-assessable gains: For attribution managed investment trusts (AMITs), members are to be treated as having included (in their attributed amount) a capital gain of double the trust discount capital gain; thus, the non-assessable amount for AMITs is the additional member amount required to double the trust discount capital gain (referred to as the 'AMIT CGT gross up amount', this amount is equal to the sum of the discount method components). For non-AMITs, the non-assessable amount is the CGT concession amount (as calculated under sub-section 104-71(4) ITAA 1997).

(f) TAP: Capital gains made by the trust in respect of CGT assets that were taxable Australian property (TAP). For capital gains calculated using the discount method, this is the capital gain after having applied a CGT discount of 50%.

(g) NTAP net of foreign tax: Capital gains made by the trust in respect of CGT assets that were not taxable Australian property (NTAP), less any NTAP foreign tax. For capital gains calculated using the discount method, this is the capital gain after first having applied a CGT discount of 50%, and then subtracting any NTAP foreign tax.

(h) NTAP foreign tax: Foreign tax paid by the trust in respect of capital gains made by the trust in respect of foreign CGT assets.

(i) Taxable foreign capital gains: The grossed-up value of capital gains from foreign CGT assets. This amount is for information purposes only, as foreign capital gains are already reflected in the combined value of 'NTAP net of foreign tax' and 'NTAP foreign tax' amounts. This 'Taxable foreign capital gains' amount may be useful for the purpose of determining the extent to which the combined value of 'NTAP net of foreign tax' and 'NTAP foreign tax' amounts has been derived from a foreign source, and, accordingly, the extent to which any NTAP foreign tax amounts count towards the calculation of the portfolio holder's entitlement, if any, to a foreign income tax offset (FITO).

158589: Souvlis Family Super Fund

Taxation income

01 Jul 2020 to 30 Jun 2021

Income transactions - additional information continued

Non-assessable amounts (a)

Asset	Tax date	Attribution managed investment trusts (AMIT)			Non-AMIT			Non-assessable total
		Exempt income	Non-assessable non-exempt	Other non-assessable (b)	Tax deferred	Tax exempt	Tax free	
		\$	\$	\$	\$	\$	\$	\$
ADI_T1	29/09/2020	-	-	183.13	-	-	-	183.13
	30/12/2020	-	-	131.98	-	-	-	131.98
	30/03/2021	-	-	184.91	-	-	-	184.91
	29/06/2021	-	-	179.20	-	-	-	179.20
ADI_T1 totals		-	-	679.22	-	-	-	679.22
ADI_T2	29/09/2020	-	-	9.41	-	-	-	9.41
	30/12/2020	-	-	6.89	-	-	-	6.89
	30/03/2021	-	-	7.82	-	-	-	7.82
	29/06/2021	-	-	17.44	-	-	-	17.44
ADI_T2 totals		-	-	41.56	-	-	-	41.56
ADI_T4	29/09/2020	-	-	28.92	-	-	-	28.92
	30/12/2020	-	-	78.05	-	-	-	78.05
	30/03/2021	-	-	28.59	-	-	-	28.59
	29/06/2021	-	-	6.59	-	-	-	6.59
ADI_T4 totals		-	-	142.15	-	-	-	142.15
COF	30/12/2020	-	-	296.55	-	-	-	296.55
	30/03/2021	-	-	296.55	-	-	-	296.55
	29/06/2021	-	-	296.55	-	-	-	296.55
COF totals		-	-	889.65	-	-	-	889.65
DDH0001AU	30/09/2020	-	-	0.90	-	-	-	0.90
	31/12/2020	-	-	1.04	-	-	-	1.04
	31/03/2021	-	-	1.12	-	-	-	1.12
	30/06/2021	-	-	0.78	-	-	-	0.78
DDH0001AU totals		-	-	3.84	-	-	-	3.84
FID0008AU	30/06/2021	-	-	0.01	-	-	-	0.01
FID0008AU totals		-	-	0.01	-	-	-	0.01
IML0002AU	31/12/2020	-	-	8.51	-	-	-	8.51
	30/06/2021	-	-	36.51	-	-	-	36.51

158589: Souvlis Family Super Fund

Taxation income

01 Jul 2020 to 30 Jun 2021

Income transactions - additional information continued

Non-assessable amounts (a)

Asset	Tax date	Attribution managed investment trusts (AMIT)			Non-AMIT			Non-assessable total
		Exempt income	Non-assessable non-exempt	Other non-assessable (b)	Tax deferred	Tax exempt	Tax free	
		\$	\$	\$	\$	\$	\$	\$
IML0002AU totals		-	-	45.02	-	-	-	45.02
LLCT	26/02/2021	-	-	22.99	-	-	-	22.99
	30/06/2021	-	-	25.44	-	-	-	25.44
LLCT totals		-	-	48.43	-	-	-	48.43
MGE0001AU	04/11/2020	-	-	1,531.88	-	-	-	1,531.88
	30/06/2021	-	-	1,600.93	-	-	-	1,600.93
MGE0001AU totals		-	-	3,132.81	-	-	-	3,132.81
MGF	30/06/2021	-	-	1,038.26	-	-	-	1,038.26
MGF totals		-	-	1,038.26	-	-	-	1,038.26
MGG	05/11/2020	-	-	994.31	-	-	-	994.31
MGG totals		-	-	994.31	-	-	-	994.31
NSR_NSPT	30/12/2020	-	-	361.55	-	-	-	361.55
	29/06/2021	-	-	379.63	-	-	-	379.63
NSR_NSPT totals		-	-	741.18	-	-	-	741.18
SFY	29/09/2020	-	-	1.06	-	-	-	1.06
	30/12/2020	-	-	0.95	-	-	-	0.95
SFY totals		-	-	2.01	-	-	-	2.01
VAN0002AU	30/09/2020	-	-	5.69	-	-	-	5.69
	31/12/2020	-	-	5.26	-	-	-	5.26
	31/03/2021	-	-	7.73	-	-	-	7.73
	30/06/2021	-	-	4.26	-	-	-	4.26
VAN0002AU totals		-	-	22.94	-	-	-	22.94
Totals		-	-	7,781.39	-	-	-	7,781.39

(a) Non-assessable amounts do not include non-assessable amounts in respect of trust capital gains (i.e. the AMIT CGT gross-up amount or the CGT concession amount). The non-assessable amounts relating to AMIT CGT gross-up amounts and CGT concession amounts are disclosed in the 'Trust capital gains' sub-section under the Income - additional information section.

(b) For attribution managed investment trusts (AMITs), 'Other non-assessable' amounts are the reconciliation adjustments required to account for the amount by which the present entitlements to the net accounting income of the trust for the income year exceed the trust income attributed to the member under section 276-80 ITAA 1997 for the income year.

158589: Souvlis Family Super Fund

Taxation income

01 Jul 2020 to 30 Jun 2021

Income transactions - additional information continued

Capital Withholding tax

Asset	Transaction Date	Capital withholding tax
Totals		-

Foreign investment taxes^(a)

Asset	Tax date	Foreign tax (c) \$	NTAP foreign tax(b)			Foreign taxes total \$
			Discount method \$	Indexation method \$	Other method \$	
FIDELITY AUSTRALIAN EQUITIES						
FID0008AU	05/11/2020	0.01	-	-	-	0.01
	30/06/2021	0.08	-	-	-	0.08
FID0008AU totals		0.09	-	-	-	0.09
INVESTORS MUTUAL WS AUSTRALIAN SHARE						
IML0002AU	31/12/2020	0.94	-	-	-	0.94
	30/06/2021	4.05	-	-	-	4.05
IML0002AU totals		4.99	-	-	-	4.99
LENDLEASE GROUP UNIT/FPO STAPLED SECURITIES - LENDLEASE TRUST UNITS						
LLCT	26/02/2021	2.32	-	-	-	2.32
	30/06/2021	2.78	-	-	-	2.78
LLCT totals		5.10	-	-	-	5.10
NATIONAL STORAGE REIT STAPLED SECURITY- NSPT						
NSR_NSPT	30/12/2020	1.48	-	-	-	1.48
	29/06/2021	1.56	-	-	-	1.56
NSR_NSPT totals		3.04	-	-	-	3.04
SCENTRE GROUP STAPLED SECURITIES - TRUST 1						
SCG_T1	12/02/2021	0.22	-	-	-	0.22
SCG_T1 totals		0.22	-	-	-	0.22
SCENTRE GROUP STAPLED SECURITIES - TRUST 2						
SCG_T2	12/02/2021	0.19	-	-	-	0.19
SCG_T2 totals		0.19	-	-	-	0.19
SPDR S&P/ASX 50 FUND						

Income transactions - additional information continued

Foreign investment taxes^(a)

		NTAP foreign tax ^(b)				
Asset	Tax date	Foreign tax (c) \$	Discount method \$	Indexation method \$	Other method \$	Foreign taxes total \$
SFY	29/09/2020	0.01	-	-	-	0.01
SFY totals		0.01	-	-	-	0.01
VANGUARD AUSTRALIAN SHARES INDEX						
VAN0002AU	30/09/2020	0.52	-	-	-	0.52
	31/12/2020	0.48	-	-	-	0.48
	31/03/2021	0.70	-	-	-	0.70
	30/06/2021	0.39	-	-	-	0.39
VAN0002AU totals		2.09	-	-	-	2.09
Totals		15.73	-	-	-	15.73

(a) Foreign taxes withheld from or paid in respect of foreign investment income are recognised at the tax-derivation date of the foreign investment income from which they are withheld or in respect of which they are paid, regardless of whether or not the withholding event or payment occurs after the tax-derivation date.

(b) The amount of foreign tax paid in respect of capital gains made in respect of foreign CGT assets. For more details, refer to the 'Distributed capital gains' section of the Income - additional information schedule.

(c) The amount of foreign tax paid in respect of foreign investment income, other than foreign capital gains.

Gross foreign income

	Tax date	Attributed CFC income ^(a) \$	Foreign income net of tax ^(b) \$	Foreign tax \$	Aust franking credits from NZ co	Gross foreign income total \$	Asset currency (if not AUD)	Asset currency amount	NZ franking credits from NZ co
AMC	23/09/2020	-	240.00	-	-	240.00		-	-
	15/12/2020	-	248.25	-	-	248.25		-	-
	16/03/2021	-	228.15	-	-	228.15		-	-
	15/06/2021	-	226.80	-	-	226.80		-	-
AMC totals		-	943.20	-	-	943.20		-	-
FID0008AU	05/11/2020	-	0.23	0.01	-	0.24		-	-
	31/03/2021	-	0.05	-	-	0.05		-	-
	30/06/2021	-	1.26	0.08	-	1.34		-	-
FID0008AU totals		-	1.54	0.09	-	1.63		-	-

158589: Souvlis Family Super Fund

Taxation income

01 Jul 2020 to 30 Jun 2021

Income transactions - additional information continued

Gross foreign income

	Tax date	Attributed CFC income(a) \$	Foreign income net of tax(b) \$	Foreign tax \$	Aust franking credits from NZ co	Gross foreign income total \$	Asset currency (if not AUD)	Asset currency amount	NZ franking credits from NZ co
IML0002AU	31/12/2020	-	13.25	0.94	-	14.19		-	-
	30/06/2021	-	56.83	4.05	-	60.88		-	-
IML0002AU totals		-	70.08	4.99	-	75.07		-	-
LLCT	26/02/2021	-	20.37	2.32	-	22.69		-	-
	30/06/2021	-	24.47	2.78	-	27.25		-	-
LLCT totals		-	44.84	5.10	-	49.94		-	-
NSR_NSPT	30/12/2020	-	15.44	1.48	-	16.92		-	-
	29/06/2021	-	16.21	1.56	-	17.77		-	-
NSR_NSPT totals		-	31.65	3.04	-	34.69		-	-
SCG_T1	12/02/2021	-	10.07	0.22	-	10.29		-	-
SCG_T1 totals		-	10.07	0.22	-	10.29		-	-
SCG_T2	12/02/2021	-	11.75	0.19	-	11.94		-	-
SCG_T2 totals		-	11.75	0.19	-	11.94		-	-
SFY	29/09/2020	-	3.46	0.01	-	3.47		-	-
	30/12/2020	-	3.08	-	-	3.08		-	-
SFY totals		-	6.54	0.01	-	6.55		-	-
VAN0002AU	30/09/2020	-	16.28	0.52	-	16.80		-	-
	31/12/2020	-	15.06	0.48	-	15.54		-	-
	31/03/2021	-	22.10	0.70	-	22.80		-	-
	30/06/2021	-	12.19	0.39	-	12.58		-	-
VAN0002AU totals		-	65.63	2.09	-	67.72		-	-
Totals		-	1,185.30	15.73	-	1,201.03		-	-

(a) The attributable income of a controlled foreign company (CFC).

(b) Foreign-source assessable income (other than attributed CFC income and distributed capital gains in respect of foreign CGT assets), less foreign tax.

Income transactions - additional information continued

Income accrued in previous period

Asset	Tax date	Payment date	Total income \$	Cash \$	DRP \$	Tax withheld \$	Franking credits \$	Foreign income tax offsets \$
ADI_T1	29/06/2020	21/08/2020	506.70	506.70	-	-	-	-
ADI_T2	29/06/2020	21/08/2020	15.71	15.71	-	-	-	-
ADI_T3	29/06/2020	21/08/2020	47.45	47.45	-	-	-	-
ADI_T4	29/06/2020	21/08/2020	57.09	57.09	-	-	-	-
DDH0001AU	30/06/2020	20/07/2020	173.13	173.13	-	-	3.90	-
DXS_DDF	29/06/2020	28/08/2020	59.10	59.10	-	-	-	-
DXS_DIT	29/06/2020	28/08/2020	26.08	26.08	-	-	-	-
DXS_DOT	29/06/2020	28/08/2020	102.00	102.00	-	-	-	-
FID0008AU	30/06/2020	16/07/2020	2,864.27	2,864.15	-	-	575.09	0.12
GCI	29/06/2020	08/07/2020	268.00	268.00	-	-	-	-
IML0002AU	30/06/2020	10/07/2020	2,044.55	2,009.38	-	-	357.84	35.17
LLCT	30/06/2020	15/09/2020	91.41	90.04	-	-	-	1.37
MAQ0448AU	30/06/2020	17/07/2020	851.78	851.78	-	-	-	-
MGE0001AU	30/06/2020	14/07/2020	6,217.06	6,217.06	-	-	-	-
MGG	30/06/2020	28/07/2020	955.43	955.43	-	-	-	-
NSR_NSPT	29/06/2020	07/09/2020	442.41	442.00	-	-	-	0.41
SFY	29/06/2020	10/07/2020	154.08	154.08	-	-	25.31	-
STW	29/06/2020	10/07/2020	91.37	91.02	-	-	33.51	0.35
VAN0002AU	30/06/2020	08/07/2020	197.26	196.86	-	-	67.50	0.40
Totals			15,164.88	15,127.06	-	-	1,063.15	37.82

NCMI^(a)

Asset	Tax date	NCMI \$	Excluded NCMI \$	NCMI CGT \$	Excluded NCMI CGT \$
FID0008AU	05/11/2020	0.72	1.27	-	-
	31/03/2021	0.14	0.25	-	-
	30/06/2021	3.96	6.94	-	-
FID0008AU totals		4.82	8.46	-	-
IML0002AU	31/12/2020	0.26	0.16	-	-

158589: Souvlis Family Super Fund

Taxation income

01 Jul 2020 to 30 Jun 2021

Income transactions - additional information continued

NCMI^(a)

Asset	Tax date	NCMI \$	Excluded NCMI \$	NCMI CGT \$	Excluded NCMI CGT \$
	30/06/2021	1.11	0.70	-	-
IML0002AU totals		1.37	0.86	-	-
NSR_NSPT	30/12/2020	9.88	126.72	-	-
	29/06/2021	10.37	133.06	-	-
NSR_NSPT totals		20.25	259.78	-	-
SFY	29/09/2020	0.33	0.01	-	-
	30/12/2020	0.29	-	-	-
SFY totals		0.62	0.01	-	-
VAN0002AU	30/09/2020	1.01	0.60	-	-
	31/12/2020	0.94	0.56	-	-
	31/03/2021	1.37	0.81	-	-
	30/06/2021	0.76	0.45	-	-
VAN0002AU totals		4.08	2.42	-	-
Totals		31.14	271.53	-	-

(a) NCMI amounts reported are based on information made available and provided by managed investment trusts.

Taxation income

01 Jul 2020 to 30 Jun 2021

Income summary ^(a)

	Interest \$	Unfranked \$	Franked \$	Franking credits \$	Other Aust \$	Gross foreign \$	Trust cap gains \$	Non-assess \$	Gross excl franking credits \$	Aust taxes \$	Foreign taxes \$	Expenses withheld \$	Assess non- receiv \$	Cash \$	DRP \$	To be received \$
Income transactions																
Dividends	-	6,469.67	29,413.96	12,605.96	-	-	-	-	35,883.63	-	-	-	-	35,883.63	-	-
Foreign income	-	-	-	-	-	943.20	-	-	943.20	-	-	-	-	943.20	-	-
Trust income	4,260.49	549.72	3,297.70	1,890.47	3,505.77	257.83	12,326.17	7,781.39	31,979.08	-	15.73	-	894.12	17,693.96	-	13,375.27
Interest	3,127.22	-	-	-	-	-	-	-	3,127.22	-	-	-	-	3,127.22	-	-
Totals	7,387.71	7,019.39	32,711.66	14,496.43	3,505.77	1,201.03	12,326.17	7,781.39	71,933.13	-	15.73	-	894.12	57,648.01	-	13,375.27
Totals for all income	7,387.71	7,019.39	32,711.66	14,496.43	3,505.77	1,201.03	12,326.17	7,781.39	71,933.13	-	15.73	-	894.12	57,648.01	-	13,375.27

(a) The income disclosed in this report is recognised on a tax-derivation basis. For more details, refer to the corresponding section of the Income transactions report.

158589: Souvlis Family Super Fund

Realised CGT

01 Jul 2020 to 30 Jun 2021

Disposals of CGT assets

Asset	Tax date	Purchase date	Sale date	Sale quantity	Actual cost \$	Adjusted cost (a) \$	Indexed cost \$	Sale proceeds \$	Gross gain \$	Capital gain using the different calculation methods			CGT gain (c) \$	CGT loss \$	CGT exempt gain/loss \$
										Discounted gain (b) \$	Indexed gain \$	Other gain \$			
DEXUS INDUSTRIA REIT FULLY PAID ORDINARY/UNITS STAPLED SECURITIES – CO1															
ADI_C1	19/12/2019	19/12/2019	24/12/2020	3,500	1,538.01	1,538.01	NA	1,539.06	1.05	0.70	NA	NA	0.70	NA	NA
ADI_C1 totals				3,500	1,538.01	1,538.01	NA	1,539.06	1.05	0.70	NA	NA	0.70	NA	NA
DEXUS INDUSTRIA REIT FULLY PAID ORDINARY/UNITS STAPLED SECURITIES - TRUST1															
ADI_T1	19/12/2019	19/12/2019	24/12/2020	3,500	7,238.53	7,065.27	NA	7,243.46	178.19	118.79	NA	NA	118.79	NA	NA
ADI_T1 totals				3,500	7,238.53	7,065.27	NA	7,243.46	178.19	118.79	NA	NA	118.79	NA	NA
DEXUS INDUSTRIA REIT FULLY PAID ORDINARY/UNITS STAPLED SECURITIES - TRUST2															
ADI_T2	18/06/2019	18/06/2019	24/12/2020	2,898	561.72	555.11	NA	527.78	-	NA	NA	NA	NA	-27.33	NA
	19/12/2019	19/12/2019	24/12/2020	602	109.56	108.89	NA	109.63	0.74	0.49	NA	NA	0.49	NA	NA
ADI_T2 totals				3,500	671.28	664.00	NA	637.41	0.74	0.49	NA	NA	0.49	-27.33	NA
DEXUS INDUSTRIA REIT FULLY PAID ORDINARY/UNITS STAPLED SECURITIES – TRUST3															
ADI_T3	31/03/2017	20/02/2019	24/12/2020	3,500	551.76	543.70	NA	415.53	-	NA	NA	NA	NA	-128.17	NA
ADI_T3 totals				3,500	551.76	543.70	NA	415.53	-	NA	NA	NA	NA	-128.17	NA
DEXUS INDUSTRIA REIT FULLY PAID ORDINARY/UNITS STAPLED SECURITIES – TRUST4															
ADI_T4	18/06/2019	18/06/2019	24/12/2020	2,898	268.99	230.50	NA	207.10	-	NA	NA	NA	NA	-23.40	NA
	19/12/2019	19/12/2019	24/12/2020	602	42.99	36.62	NA	43.02	6.40	4.27	NA	NA	4.27	NA	NA
ADI_T4 totals				3,500	311.98	267.12	NA	250.12	6.40	4.27	NA	NA	4.27	-23.40	NA
AMPOL LIMITED FPO															
ALD	23/04/2020	19/05/2020	04/12/2020	1,000	22,917.67	22,917.67	NA	30,063.38	7,145.71	NA	NA	7,145.71	7,145.71	NA	NA
ALD totals				1,000	22,917.67	22,917.67	NA	30,063.38	7,145.71	NA	NA	7,145.71	7,145.71	NA	NA
BAPCOR LIMITED FPO															
BAP	08/01/2020	08/01/2020	15/10/2020	2,000	12,962.80	12,962.80	NA	16,659.87	3,697.07	NA	NA	3,697.07	3,697.07	NA	NA
	25/05/2020	25/05/2020	15/10/2020	1,000	4,400.00	4,400.00	NA	8,329.94	3,929.94	NA	NA	3,929.94	3,929.94	NA	NA
BAP totals				3,000	17,362.80	17,362.80	NA	24,989.81	7,627.01	NA	NA	7,627.01	7,627.01	NA	NA
BENDIGO AND ADELAIDE BANK LIMITED CNV PREF 6-BBSW+3.20% PERP NON-CUM RED T-11-20															
BENPE	09/04/2018	09/04/2018	30/11/2020	141	14,272.83	14,272.83	NA	14,100.00	-	NA	NA	NA	NA	-172.83	NA
	10/04/2018	10/04/2018	30/11/2020	79	7,998.88	7,998.88	NA	7,900.00	-	NA	NA	NA	NA	-98.88	NA
	12/04/2018	12/04/2018	30/11/2020	30	3,066.36	3,066.36	NA	3,000.00	-	NA	NA	NA	NA	-66.36	NA
BENPE totals				250	25,338.07	25,338.07	NA	25,000.00	-	NA	NA	NA	NA	-338.07	NA
BANK OF QUEENSLAND LIMITED. CAP NOTE 3-BBSW+3.80% PERP NON-CUM RED T-05-27															
BOQPF	30/11/2020	30/11/2020	20/04/2021	250	25,000.00	25,000.00	NA	25,790.90	790.90	NA	NA	790.90	790.90	NA	NA

158589: Souvlis Family Super Fund

Realised CGT

01 Jul 2020 to 30 Jun 2021

Disposals of CGT assets continued

Asset	Tax date	Purchase date	Sale date	Sale quantity	Actual cost \$	Adjusted cost (a) \$	Indexed cost \$	Sale proceeds \$	Gross gain \$	Capital gain using the different calculation methods		CGT gain (c) \$	CGT loss \$	CGT exempt gain/loss \$	
										Discounted gain (b) \$	Indexed gain \$				
BOQPF totals				250	25,000.00	25,000.00	NA	25,790.90	790.90	NA	NA	790.90	790.90	NA	NA
CHALLENGER LIMITED FPO															
CGF	01/10/2018	01/10/2018	25/06/2021	1,845	20,575.85	20,575.85	NA	9,849.45	-	NA	NA	NA	-10,726.40	NA	NA
CGF totals				1,845	20,575.85	20,575.85	NA	9,849.45	-	NA	NA	NA	-10,726.40	NA	NA
CHALLENGER LIMITED CNV PREF 3-BBSW+3.40% PERP SUB NON-CUM RED T-05-22															
CGFPA	12/01/2017	12/01/2017	25/11/2020	300	30,291.34	30,291.34	NA	30,000.00	-	NA	NA	NA	-291.34	NA	NA
CGFPA totals				300	30,291.34	30,291.34	NA	30,000.00	-	NA	NA	NA	-291.34	NA	NA
INSURANCE AUSTRALIA GROUP LIMITED FPO															
IAG	11/08/2020	11/08/2020	16/03/2021	3,000	15,399.31	15,399.31	NA	13,872.39	-	NA	NA	NA	-1,526.92	NA	NA
	31/12/2020	31/12/2020	16/03/2021	2,013	10,000.00	10,000.00	NA	9,308.38	-	NA	NA	NA	-691.62	NA	NA
IAG totals				5,013	25,399.31	25,399.31	NA	23,180.77	-	NA	NA	NA	-2,218.54	NA	NA
ILUKA RESOURCES LIMITED FPO															
ILU	29/12/2016	29/12/2016	23/02/2021	2,000	8,028.30	8,028.30	NA	14,820.33	6,792.03	4,528.02	NA	NA	4,528.02	NA	NA
	01/10/2018	01/10/2018	23/02/2021	1,000	5,585.69	5,585.69	NA	7,410.17	1,824.48	1,216.32	NA	NA	1,216.32	NA	NA
ILU totals				3,000	13,613.99	13,613.99	NA	22,230.50	8,616.51	5,744.34	NA	NA	5,744.34	NA	NA
MAGELLAN GLOBAL FUND. ORDINARY UNITS FULLY PAID CLOSED CLASS															
MGF	24/01/2018	30/11/2020	30/06/2021	-	-	-	NA	27.26	27.26	18.17	NA	NA	18.17	NA	NA
MGF totals				-	-	-	NA	27.26	27.26	18.17	NA	NA	18.17	NA	NA
MAGELLAN GLOBAL TRUST ORDINARY UNITS FULLY PAID															
MGG	24/01/2018	24/01/2018	05/11/2020	-	-	-	NA	44.75	44.75	29.83	NA	NA	29.83	NA	NA
MGG totals				-	-	-	NA	44.75	44.75	29.83	NA	NA	29.83	NA	NA
NATIONAL AUSTRALIA BANK LIMITED HYBRID 3-BBSW+1.25% PERP SUB EXCH NON-CUM STAP															
NABHA	29/12/2016	29/12/2016	28/01/2021	400	28,835.50	28,835.50	NA	40,000.00	11,164.50	7,443.00	NA	NA	7,443.00	NA	NA
NABHA totals				400	28,835.50	28,835.50	NA	40,000.00	11,164.50	7,443.00	NA	NA	7,443.00	NA	NA
NINE ENTERTAINMENT CO. HOLDINGS LIMITED FPO															
NEC	16/08/2019	16/08/2019	14/10/2020	10,000	17,512.30	17,512.30	NA	19,758.00	2,245.70	1,497.13	NA	NA	1,497.13	NA	NA
	10/01/2017	10/01/2017	26/10/2020	10,000	10,930.38	10,930.38	NA	20,944.80	10,014.42	6,676.28	NA	NA	6,676.28	NA	NA
NEC totals				20,000	28,442.68	28,442.68	NA	40,702.80	12,260.12	8,173.41	NA	NA	8,173.41	NA	NA
ORIGIN ENERGY LIMITED FPO															
ORG	10/03/2020	10/03/2020	17/08/2020	2,000	11,987.05	11,987.05	NA	11,421.84	-	NA	NA	NA	-565.21	NA	NA
	19/03/2020	19/03/2020	17/08/2020	2,000	8,372.00	8,372.00	NA	11,421.84	3,049.84	NA	NA	3,049.84	3,049.84	NA	NA

158589: Souvlis Family Super Fund

Realised CGT

01 Jul 2020 to 30 Jun 2021

Disposals of CGT assets continued

Asset	Tax date	Purchase date	Sale date	Sale quantity	Actual cost \$	Adjusted cost (a) \$	Indexed cost \$	Sale proceeds \$	Gross gain \$	Capital gain using the different calculation methods				CGT gain (c) \$	CGT loss \$	CGT exempt gain/loss \$
										Discounted gain (b) \$	Indexed gain \$	Other gain \$				
ORG totals				4,000	20,359.05	20,359.05	NA	22,843.68	3,049.84	NA	NA	3,049.84	3,049.84	-565.21	NA	
QBE INSURANCE GROUP LIMITED FPO																
QBE	01/10/2018	01/10/2018	14/05/2021	1,000	11,173.33	11,173.33	NA	10,417.45	-	NA	NA	NA	NA	-755.88	NA	
	20/05/2020	20/05/2020	14/05/2021	333	2,500.00	2,500.00	NA	3,469.01	969.01	NA	NA	969.01	969.01	NA	NA	
QBE totals				1,333	13,673.33	13,673.33	NA	13,886.46	969.01	NA	NA	969.01	969.01	-755.88	NA	
SCENTRE GROUP STAPLED SECURITIES - LIMITED																
SCG_LTD	26/09/2017	26/09/2017	25/06/2021	3,800	651.38	651.38	NA	497.75	-	NA	NA	NA	NA	-153.63	NA	
SCG_LTD totals				3,800	651.38	651.38	NA	497.75	-	NA	NA	NA	NA	-153.63	NA	
SCENTRE GROUP STAPLED SECURITIES - TRUST 1																
SCG_T1	26/09/2017	26/09/2017	25/06/2021	3,800	5,487.85	5,803.94	NA	3,847.55	-	NA	NA	NA	NA	-1,956.39	NA	
SCG_T1 totals				3,800	5,487.85	5,803.94	NA	3,847.55	-	NA	NA	NA	NA	-1,956.39	NA	
SCENTRE GROUP STAPLED SECURITIES - TRUST 2																
SCG_T2	26/09/2017	26/09/2017	25/06/2021	3,800	8,884.66	8,963.73	NA	6,146.21	-	NA	NA	NA	NA	-2,817.52	NA	
SCG_T2 totals				3,800	8,884.66	8,963.73	NA	6,146.21	-	NA	NA	NA	NA	-2,817.52	NA	
SCENTRE GROUP STAPLED SECURITIES - TRUST 3																
SCG_T3	26/09/2017	26/09/2017	25/06/2021	3,800	19.56	19.56	NA	9.45	-	NA	NA	NA	NA	-10.11	NA	
SCG_T3 totals				3,800	19.56	19.56	NA	9.45	-	NA	NA	NA	NA	-10.11	NA	
SPDR S&P/ASX 50 FUND																
SFY	16/04/2020	16/04/2020	09/03/2021	400	20,140.90	20,131.38	NA	24,327.18	4,195.80	NA	NA	4,195.80	4,195.80	NA	NA	
SFY totals				400	20,140.90	20,131.38	NA	24,327.18	4,195.80	NA	NA	4,195.80	4,195.80	NA	NA	
SPDR S&P/ASX 200 FUND																
STW	11/10/2018	11/10/2018	22/07/2020	180	10,095.60	10,067.70	NA	10,069.27	1.57	1.05	NA	NA	1.05	NA	NA	
	09/03/2020	09/03/2020	22/07/2020	150	8,359.62	8,355.07	NA	8,391.06	35.99	NA	NA	35.99	35.99	NA	NA	
	04/11/2016	04/11/2016	25/08/2020	250	12,298.06	12,226.52	NA	14,119.33	1,892.81	1,261.87	NA	NA	1,261.87	NA	NA	
	09/03/2020	09/03/2020	25/08/2020	250	13,932.69	13,925.11	NA	14,119.34	194.23	NA	NA	194.23	194.23	NA	NA	
STW totals				830	44,685.97	44,574.40	NA	46,699.00	2,124.60	1,262.92	NA	230.22	1,493.14	NA	NA	
UNIBAIL-RODAMCO-WESTFIELD CDI 20:1 FOREIGN EXEMPT XPAR																
URW	07/06/2018	08/06/2018	25/06/2021	1,460	21,412.20	21,412.20	NA	9,109.80	-	NA	NA	NA	NA	-12,302.40	NA	
URW totals				1,460	21,412.20	21,412.20	NA	9,109.80	-	NA	NA	NA	NA	-12,302.40	NA	
Disposals of CGT asset totals					383,403.67	383,444.28	NA	409,332.28	58,202.39	22,795.92	NA	24,008.49	46,804.41	-32,314.39	NA	

158589: Souvlis Family Super Fund

Realised CGT

01 Jul 2020 to 30 Jun 2021

(a) Variances between Adjusted cost and Actual cost

Where the 'Sale proceeds' in respect of the CGT parcel are equal to or less than its reduced cost base, its reduced cost base is disclosed as the adjusted cost; otherwise, its cost base is disclosed as the adjusted cost. For more details, refer to the 'Adjusted cost' subsection in this report.

(b) Gains calculated using discounted method

The capital gain calculated using the discount method, after having applied the 33.33% CGT discount rate appropriate to the tax entity type of this portfolio.

(c) CGT gain calculation method

The CGT gain is calculated based on what is optimal for the disposal method selected. In some cases the indexed gain is used to optimise the use of losses.

The CGT gain calculated from a less than optimal method is shown in italics for information purposes only and is excluded from the totals for the portfolio.

NA is shown if a calculation method is not applicable.

Adjusted cost

						Adjustments					Adjusted cost (a)	
						Actual cost (b)	Tax deferred (c)	Tax free (d)	AMIT cost base net amount - excess (e)	AMIT cost base net amount - shortfall (f)	Cost base (g)	Reduced cost base (h)
Asset	Sale date	Sale quantity	Sale proceeds \$	Purchase date	Tax date	\$	\$	\$	\$	\$	\$	\$
DEXUS INDUSTRIA REIT FULLY PAID ORDINARY/UNITS STAPLED SECURITIES - TRUST1												
ADI_T1	24/12/2020	3,500	7,243.46	19/12/2019	19/12/2019	7,238.53	-	-	173.26	-	7,065.27	7,065.27
ADI_T1 totals		3,500	7,243.46			7,238.53	-	-	173.26	-	7,065.27	7,065.27
DEXUS INDUSTRIA REIT FULLY PAID ORDINARY/UNITS STAPLED SECURITIES - TRUST2												
ADI_T2	24/12/2020	2,898	527.78	18/06/2019	18/06/2019	561.72	-	-	6.61	-	555.11	555.11
	24/12/2020	602	109.63	19/12/2019	19/12/2019	109.56	-	-	0.67	-	108.89	108.89
ADI_T2 totals		3,500	637.41			671.28	-	-	7.28	-	664.00	664.00
DEXUS INDUSTRIA REIT FULLY PAID ORDINARY/UNITS STAPLED SECURITIES - TRUST3												
ADI_T3	24/12/2020	3,500	415.53	20/02/2019	31/03/2017	551.76	-	-	23.70	15.64	543.70	543.70
ADI_T3 totals		3,500	415.53			551.76	-	-	23.70	15.64	543.70	543.70
DEXUS INDUSTRIA REIT FULLY PAID ORDINARY/UNITS STAPLED SECURITIES - TRUST4												
ADI_T4	24/12/2020	2,898	207.10	18/06/2019	18/06/2019	268.99	-	-	38.49	-	230.50	230.50
	24/12/2020	602	43.02	19/12/2019	19/12/2019	42.99	-	-	6.37	-	36.62	36.62
ADI_T4 totals		3,500	250.12			311.98	-	-	44.86	-	267.12	267.12
SCENTRE GROUP STAPLED SECURITIES - TRUST 1												
SCG_T1	25/06/2021	3,800	3,847.55	26/09/2017	26/09/2017	5,487.85	113.47	-	-	429.56	5,803.94	5,803.94
SCG_T1 totals		3,800	3,847.55			5,487.85	113.47	-	-	429.56	5,803.94	5,803.94
SCENTRE GROUP STAPLED SECURITIES - TRUST 2												
SCG_T2	25/06/2021	3,800	6,146.21	26/09/2017	26/09/2017	8,884.66	185.00	-	-	264.07	8,963.73	8,963.73
SCG_T2 totals		3,800	6,146.21			8,884.66	185.00	-	-	264.07	8,963.73	8,963.73

158589: Souvlis Family Super Fund

Realised CGT

01 Jul 2020 to 30 Jun 2021

Adjusted cost

Asset	Sale date	Sale quantity	Sale proceeds			Adjustments					Adjusted cost (a)	
			\$	Purchase date	Tax date	Actual cost (b)	Tax deferred (c)	Tax free (d)	AMIT cost base net amount - excess (e)	AMIT cost base net amount - shortfall (f)	Cost base (g)	Reduced cost base (h)
SPDR S&P/ASX 50 FUND												
SFY	09/03/2021	400	24,327.18	16/04/2020	16/04/2020	20,140.90	-	-	9.52	-	20,131.38	20,131.38
SFY totals		400	24,327.18			20,140.90	-	-	9.52	-	20,131.38	20,131.38
SPDR S&P/ASX 200 FUND												
STW	22/07/2020	180	10,069.27	11/10/2018	11/10/2018	10,095.60	-	-	27.90	-	10,067.70	10,067.70
	22/07/2020	150	8,391.06	09/03/2020	09/03/2020	8,359.62	-	-	4.55	-	8,355.07	8,355.07
	25/08/2020	250	14,119.33	04/11/2016	04/11/2016	12,298.06	6.20	0.63	65.34	-	12,226.52	12,225.89
	25/08/2020	250	14,119.34	09/03/2020	09/03/2020	13,932.69	-	-	7.58	-	13,925.11	13,925.11
STW totals		830	46,699.00			44,685.97	6.20	0.63	105.37	-	44,574.40	44,573.77
Totals			89,566.46			87,972.93	304.67	0.63	363.99	709.27	88,013.54	88,012.91

(a) Where the sale proceeds in respect of the CGT parcel are equal to or less than its reduced cost base, its reduced cost base is disclosed as the adjusted cost in the 'Disposal of CGT assets' section of the **Realised CGT** report; otherwise, its cost base is disclosed as the adjusted cost in the 'Disposal of CGT assets' section of the **Realised CGT** report.

(b) The actual cost of the CGT parcel is its purchase cost, adjusted for all CGT events (other than CGT events E4 and E10) that have happened to it. For more details, refer to the **Transaction history** report. For details specific to CGT event E4, refer to footnotes (c) and (d). For details specific to CGT event E10, refer to footnotes (e) and (f).

(c) In respect of the income entitlements of a fixed trust that was not an attribution managed investment trust (a non-AMIT) at the time of the entitlement, the tax-deferred amount is the cumulative value of tax-deferred amounts (being the non-assessable part of the income entitlements, excluding all amounts calculated under section 104-71 ITAA 1997) in respect of the CGT parcel that, at the time of the income entitlement, did not exceed the CGT parcel's cost base. CGT event E4 requires that both the cost base and reduced cost base of the CGT parcel be reduced by this amount.

(d) In respect of the income entitlements of a fixed trust that was not an attribution managed investment trust (a non-AMIT) at the time of the entitlement, the tax-free amount is the cumulative value of tax-free amounts (being the non-assessable part of the income entitlements as calculated under subsection 104-71(3) ITAA 1997) in respect of the CGT parcel that, at the time of the income entitlement, did not exceed the CGT parcel's reduced cost base. CGT event E4 requires that the reduced cost base of the CGT parcel be reduced by this amount.

(e) In respect of the income entitlements of an attribution managed investment trust (AMIT), the AMIT cost base net amount - excess amount is the cumulative value of excess amounts (as calculated under paragraph 104-107C(a) ITAA 1997) in respect of the CGT parcel that, at the time of the income entitlement, did not exceed the CGT parcel's cost base. CGT event E10 requires that both the cost base and reduced cost base of the CGT parcel be reduced by this amount.

(f) In respect of the income entitlements of an attribution managed investment trust (AMIT), the AMIT cost base net amount - shortfall amount is the cumulative value of shortfall amounts (as calculated under paragraph 104-107C(b) ITAA 1997) in respect of the CGT parcel. CGT event E10 requires that both the cost base and reduced cost base of the CGT parcel be increased by this amount.

(g) The cost base equals the actual cost, adjusted for amounts relating to: tax deferred; AMIT cost base net amount - excess; and AMIT cost base net amount - shortfall.

(h) The reduced cost base equals the actual cost, adjusted for amounts relating to: tax deferred; tax free; AMIT cost base net amount - excess; and AMIT cost base net amount - shortfall.

Trust CGT distributions

Asset	Tax date	Gross gain (a)	Discounted gain (a)(b)	Indexed gain (a)	Other gain (a)	CGT gain/loss	Pre-CGT gain/loss
		\$	\$	\$	\$	\$	\$
DEXUS INDUSTRIA REIT FULLY PAID ORDINARY/UNITS STAPLED SECURITIES – TRUST3							
ADI_T3	29/09/2020	0.24	0.16	-	-	0.16	-
	30/12/2020	0.06	0.04	-	-	0.04	-
	30/03/2021	0.10	0.07	-	-	0.07	-

158589: Souvlis Family Super Fund

Realised CGT

01 Jul 2020 to 30 Jun 2021

Trust CGT distributions continued

Asset	Tax date	Gross gain (a) \$	Discounted gain (a)(b) \$	Indexed gain (a) \$	Other gain (a) \$	CGT gain/loss \$	Pre-CGT gain/loss \$
	29/06/2021	0.14	0.09	-	-	0.09	-
ADI_T3 totals		0.54	0.36	-	-	0.36	-
CENTURIA OFFICE REIT ORDINARY UNITS FULLY PAID							
COF	30/12/2020	3.16	2.11	-	-	2.11	-
	30/03/2021	3.16	2.11	-	-	2.11	-
	29/06/2021	3.16	2.11	-	-	2.11	-
COF totals		9.48	6.32	-	-	6.32	-
DDH PREFERRED INCOME							
DDH0001AU	30/09/2020	0.18	0.12	-	-	0.12	-
	30/09/2020	28.71	-	-	28.71	28.71	-
	31/12/2020	0.22	0.15	-	-	0.15	-
	31/12/2020	33.11	-	-	33.11	33.11	-
	31/03/2021	0.24	0.16	-	-	0.16	-
	31/03/2021	35.89	-	-	35.89	35.89	-
	30/06/2021	0.16	0.11	-	-	0.11	-
	30/06/2021	24.92	-	-	24.92	24.92	-
DDH0001AU totals		123.43	0.53	-	122.63	123.16	-
DEXUS UNITS FULLY PAID STAPLED - DDF							
DXS_DDF	29/06/2021	6.66	4.44	-	-	4.44	-
DXS_DDF totals		6.66	4.44	-	-	4.44	-
DEXUS UNITS FULLY PAID STAPLED - DIT							
DXS_DIT	29/06/2021	19.04	12.69	-	-	12.69	-
DXS_DIT totals		19.04	12.69	-	-	12.69	-
DEXUS UNITS FULLY PAID STAPLED - DOT							
DXS_DOT	30/12/2020	290.92	193.95	-	-	193.95	-
	29/06/2021	137.40	91.60	-	-	91.60	-
DXS_DOT totals		428.32	285.55	-	-	285.55	-
FIDELITY AUSTRALIAN EQUITIES							
FID0008AU	05/11/2020	295.58	197.05	-	-	197.05	-
	31/03/2021	59.02	39.35	-	-	39.35	-
	30/06/2021	1,610.68	1,073.79	-	-	1,073.79	-
FID0008AU totals		1,965.28	1,310.19	-	-	1,310.19	-

158589: Souvlis Family Super Fund

Realised CGT

01 Jul 2020 to 30 Jun 2021

Trust CGT distributions continued

Asset	Tax date	Gross gain (a) \$	Discounted gain (a)(b) \$	Indexed gain (a) \$	Other gain (a) \$	CGT gain/loss \$	Pre-CGT gain/loss \$
INVESTORS MUTUAL WS AUSTRALIAN SHARE							
IML0002AU	31/12/2020	348.20	232.13	-	-	232.13	-
	30/06/2021	1,493.28	995.52	-	-	995.52	-
IML0002AU totals		1,841.48	1,227.65	-	-	1,227.65	-
CHARTER HALL DIRECT OFFICE WHOLESALE							
MAQ0448AU	30/09/2020	975.28	650.19	-	-	650.19	-
	31/12/2020	973.82	649.21	-	-	649.21	-
	31/03/2021	972.08	648.05	-	-	648.05	-
	30/06/2021	970.64	647.09	-	-	647.09	-
MAQ0448AU totals		3,891.82	2,594.55	-	-	2,594.55	-
MAGELLAN GLOBAL OPEN CLASS							
MGE0001AU	04/11/2020	1,357.58	905.05	-	-	905.05	-
	30/06/2021	1,418.78	945.85	-	-	945.85	-
MGE0001AU totals		2,776.36	1,850.91	-	-	1,850.91	-
MAGELLAN GLOBAL FUND. ORDINARY UNITS FULLY PAID CLOSED CLASS							
MGF	30/06/2021	704.30	469.53	-	-	469.53	-
MGF totals		704.30	469.53	-	-	469.53	-
VANGUARD AUSTRALIAN SHARES INDEX							
VAN0002AU	30/09/2020	195.06	130.04	-	-	130.04	-
	31/12/2020	180.46	120.31	-	-	120.31	-
	31/03/2021	264.88	176.59	-	-	176.59	-
	30/06/2021	146.04	97.36	-	-	97.36	-
VAN0002AU totals		786.44	524.29	-	-	524.29	-
Trust CGT distribution totals		12,553.15	8,287.01	-	122.63	8,409.64	-

(a) These amounts include distributed capital gain tax credits. Refer to the **Taxable income** section for a detailed breakdown.

(b) A discount of 33.33% has been applied as determined by the portfolio's tax type.

158589: Souvlis Family Super Fund

Realised CGT

01 Jul 2020 to 30 Jun 2021

Summary of CGT gains/losses

		Total \$	Discounted \$	Indexed \$	Other \$
Losses available to offset	Carried forward from prior years	-			
	Current year losses	-32,314.39			
	Total	-32,314.39			
CGT gains	Disposals of CGT assets	58,202.39	34,193.90	-	24,008.49
	Trust CGT distributions	12,553.15	12,430.52	-	122.63
	CGT gain before losses applied	70,755.54	46,624.42	-	24,131.12
	Losses applied	-32,314.39	-8,183.27	-	-24,131.12
	CGT gain after losses applied	38,441.15	38,441.15	-	-
	Discount applied (a)	-12,813.72	-12,813.72	NA	NA
Net capital gain		25,627.43	25,627.43	-	-

(a) The 'CGT gain after losses applied' amount multiplied by a 33.33% CGT discount rate appropriate to the tax entity type of the portfolio.

158589: Souvlis Family Super Fund

Unrealised

As at 30 Jun 2021

Unrealised CGT gains/losses

Asset	Tax date	Purchase date	Quantity	Actual cost \$	Adjusted cost (a) \$	Indexed cost \$	Market value \$	Gross gain \$	Capital gain using the different calculation methods			CGT gain (c) \$	CGT loss \$	CGT exempt gain/loss \$
									Discounted gain (b) \$	Indexed gain \$	Other gain \$			
Altura Mining Limited - Suspended														
+AJM	01/12/2020	01/12/2020	308,527	51,274.92	51,274.92	NA	-	-	NA	NA	NA	NA	-51,274.92	NA
+AJM totals			308,527	51,274.92	51,274.92	NA	-	-	NA	NA	NA	NA	-51,274.92	NA
Altura Mining Limited Options														
+AJMOB	01/12/2020	01/12/2020	88,695	-	-	NA	-	-	-	NA	NA	-	NA	NA
+AJMOB totals			88,695	-	-	NA	-	-	-	NA	NA	-	NA	NA
Health Industry.com.au Pty Ltd														
+HEALTHINDUSTRY	12/10/2012	12/10/2012	24	24.00	24.00	NA	24.00	-	-	NA	NA	-	NA	NA
	06/02/2013	06/02/2013	24	24.00	24.00	NA	24.00	-	-	NA	NA	-	NA	NA
+HEALTHINDUSTRY totals			48	48.00	48.00	NA	48.00	-	-	NA	NA	-	NA	NA
DEXUS INDUSTRIA REIT FULLY PAID ORDINARY/UNITS STAPLED SECURITIES – CO1														
ADI_C1	31/03/2017	20/02/2019	7,000	2,241.76	2,241.76	NA	3,402.33	1,160.57	773.71	NA	NA	773.71	NA	NA
	18/06/2019	18/06/2019	2,898	1,140.05	1,140.05	NA	1,408.57	268.52	179.01	NA	NA	179.01	NA	NA
	19/12/2019	19/12/2019	1,709	750.99	750.99	NA	830.66	79.67	53.11	NA	NA	53.11	NA	NA
	29/01/2021	29/01/2021	2,526	1,085.86	1,085.86	NA	1,227.76	141.90	NA	NA	141.90	141.90	NA	NA
ADI_C1 totals			14,133	5,218.66	5,218.66	NA	6,869.32	1,650.66	1,005.83	NA	141.90	1,147.73	NA	NA
DEXUS INDUSTRIA REIT FULLY PAID ORDINARY/UNITS STAPLED SECURITIES - TRUST1														
ADI_T1	31/03/2017	20/02/2019	7,000	9,951.29	8,334.01	NA	17,172.04	8,838.03	5,892.02	NA	NA	5,892.02	NA	NA
	18/06/2019	18/06/2019	2,898	5,583.18	5,251.54	NA	7,109.22	1,857.68	1,238.45	NA	NA	1,238.45	NA	NA
	19/12/2019	19/12/2019	1,709	3,534.47	3,386.41	NA	4,192.43	806.02	537.35	NA	NA	537.35	NA	NA
	29/01/2021	29/01/2021	2,526	5,110.53	5,045.46	NA	6,196.65	1,151.19	NA	NA	1,151.19	1,151.19	NA	NA
ADI_T1 totals			14,133	24,179.47	22,017.42	NA	34,670.34	12,652.92	7,667.82	NA	1,151.19	8,819.01	NA	NA
DEXUS INDUSTRIA REIT FULLY PAID ORDINARY/UNITS STAPLED SECURITIES - TRUST2														
ADI_T2	31/03/2017	20/02/2019	7,000	1,197.11	973.44	NA	1,315.38	341.94	227.96	NA	NA	227.96	NA	NA
	19/12/2019	19/12/2019	4,607	838.44	822.32	NA	865.71	43.39	28.93	NA	NA	28.93	NA	NA
	29/01/2021	29/01/2021	2,526	449.71	445.19	NA	474.67	29.48	NA	NA	29.48	29.48	NA	NA
ADI_T2 totals			14,133	2,485.26	2,240.95	NA	2,655.76	414.81	256.89	NA	29.48	286.37	NA	NA
DEXUS INDUSTRIA REIT FULLY PAID ORDINARY/UNITS STAPLED SECURITIES – TRUST3														
ADI_T3	31/03/2017	20/02/2019	3,500	551.76	544.87	NA	419.48	-	NA	NA	NA	NA	-125.39	NA
	18/06/2019	18/06/2019	2,898	357.60	355.53	NA	347.33	-	NA	NA	NA	NA	-8.20	NA
	19/12/2019	19/12/2019	5,209	618.00	618.81	NA	624.31	5.50	3.67	NA	NA	3.67	NA	NA
	29/01/2021	29/01/2021	2,526	293.17	293.80	NA	302.75	8.95	NA	NA	8.95	8.95	NA	NA

158589: Souvlis Family Super Fund

Unrealised

As at 30 Jun 2021

Unrealised CGT gains/losses continued

										Capital gain using the different calculation methods				
Asset	Tax date	Purchase date	Quantity	Actual cost \$	Adjusted cost (a) \$	Indexed cost \$	Market value \$	Gross gain \$	Discounted gain (b) \$	Indexed gain \$	Other gain \$	CGT gain (c) \$	CGT loss \$	CGT exempt gain/loss \$
ADI_T3 totals			14,133	1,820.53	1,813.01	NA	1,693.87	14.45	3.67	NA	8.95	12.62	-133.59	NA
DEXUS INDUSTRIA REIT FULLY PAID ORDINARY/UNITS STAPLED SECURITIES – TRUST4														
ADI_T4	31/03/2017	20/02/2019	7,000	602.33	232.15	NA	511.27	279.12	186.08	NA	NA	186.08	NA	NA
	19/12/2019	19/12/2019	4,607	329.01	237.81	NA	336.50	98.69	65.79	NA	NA	65.79	NA	NA
	29/01/2021	29/01/2021	2,526	176.47	170.18	NA	184.50	14.32	NA	NA	14.32	14.32	NA	NA
ADI_T4 totals			14,133	1,107.81	640.14	NA	1,032.27	392.13	251.87	NA	14.32	266.19	NA	NA
AMCOR PLC CDI 1:1 FOREIGN EXEMPT NYSE														
AMC	19/03/2020	19/03/2020	1,500	16,567.02	16,567.02	NA	22,695.00	6,127.98	4,085.32	NA	NA	4,085.32	NA	NA
AMC totals			1,500	16,567.02	16,567.02	NA	22,695.00	6,127.98	4,085.32	NA	NA	4,085.32	NA	NA
AUSTRALIA AND NEW ZEALAND BANKING GROUP LIMITED FPO														
ANZ	07/07/2017	07/07/2017	500	14,489.41	14,489.41	NA	14,075.00	-	NA	NA	NA	NA	-414.41	NA
	15/09/2017	15/09/2017	500	15,141.51	15,141.51	NA	14,075.00	-	NA	NA	NA	NA	-1,066.51	NA
	20/12/2017	20/12/2017	330	9,708.60	9,708.60	NA	9,289.50	-	NA	NA	NA	NA	-419.10	NA
	22/11/2019	22/11/2019	370	9,319.10	9,319.10	NA	10,415.50	1,096.40	730.93	NA	NA	730.93	NA	NA
	10/03/2020	10/03/2020	500	10,243.21	10,243.21	NA	14,075.00	3,831.79	2,554.53	NA	NA	2,554.53	NA	NA
ANZ totals			2,200	58,901.83	58,901.83	NA	61,930.00	4,928.19	3,285.46	NA	NA	3,285.46	-1,900.02	NA
AUSTRALIA AND NEW ZEALAND BANKING GROUP LIMITED CAP NOTE 6-BBSW+3.25% PERP NON-CUM RED T-03-22														
ANZPE	06/04/2018	06/04/2018	35	3,569.00	3,569.00	NA	3,577.00	8.00	5.33	NA	NA	5.33	NA	NA
	10/04/2018	10/04/2018	215	21,381.73	21,381.73	NA	21,973.00	591.27	394.18	NA	NA	394.18	NA	NA
ANZPE totals			250	24,950.73	24,950.73	NA	25,550.00	599.27	399.51	NA	NA	399.51	NA	NA
BENDIGO AND ADELAIDE BANK LIMITED CAP NOTE 3-BBSW+3.80% PERP NON-CUM RED T-06-27														
BENPH	30/11/2020	30/11/2020	250	25,000.00	25,000.00	NA	26,375.00	1,375.00	NA	NA	1,375.00	1,375.00	NA	NA
BENPH totals			250	25,000.00	25,000.00	NA	26,375.00	1,375.00	NA	NA	1,375.00	1,375.00	NA	NA
BHP GROUP LIMITED FPO														
BHP	04/11/2016	04/11/2016	500	11,279.49	11,279.49	NA	24,285.00	13,005.51	8,670.34	NA	NA	8,670.34	NA	NA
	07/07/2017	07/07/2017	196	4,887.22	4,887.22	NA	9,519.72	4,632.50	3,088.33	NA	NA	3,088.33	NA	NA
	17/12/2018	17/12/2018	600	20,088.33	20,088.33	NA	29,142.00	9,053.67	6,035.78	NA	NA	6,035.78	NA	NA
BHP totals			1,296	36,255.04	36,255.04	NA	62,946.72	26,691.68	17,794.45	NA	NA	17,794.45	NA	NA
BORAL LIMITED. FPO														
BLD	22/11/2019	22/11/2019	2,500	12,356.20	12,356.20	NA	18,375.00	6,018.80	4,012.53	NA	NA	4,012.53	NA	NA
	25/08/2020	25/08/2020	2,500	9,707.00	9,707.00	NA	18,375.00	8,668.00	NA	NA	8,668.00	8,668.00	NA	NA

158589: Souvlis Family Super Fund

Unrealised

As at 30 Jun 2021

Unrealised CGT gains/losses continued

Asset	Tax date	Purchase date	Quantity	Actual cost \$	Adjusted cost (a) \$	Indexed cost \$	Market value \$	Gross gain \$	Capital gain using the different calculation methods		Other gain \$	CGT gain (c) \$	CGT loss \$	CGT exempt gain/loss \$
									Discounted gain (b) \$	Indexed gain \$				
BLD totals			5,000	22,063.20	22,063.20	NA	36,750.00	14,686.80	4,012.53	NA	8,668.00	12,680.53	NA	NA
BANK OF QUEENSLAND LIMITED. FPO														
BOQ	07/07/2017	07/07/2017	1,000	11,830.48	11,830.48	NA	9,110.00	-	NA	NA	NA	NA	-2,720.48	NA
	03/04/2018	03/04/2018	1,000	10,950.91	10,950.91	NA	9,110.00	-	NA	NA	NA	NA	-1,840.91	NA
	29/06/2018	29/06/2018	1,000	10,475.74	10,475.74	NA	9,110.00	-	NA	NA	NA	NA	-1,365.74	NA
	06/12/2018	06/12/2018	1,000	9,872.00	9,872.00	NA	9,110.00	-	NA	NA	NA	NA	-762.00	NA
	02/01/2020	02/01/2020	2,064	15,000.00	15,000.00	NA	18,803.04	3,803.04	2,535.36	NA	NA	2,535.36	NA	NA
	04/03/2021	18/03/2021	2,452	18,022.20	18,022.20	NA	22,337.72	4,315.52	NA	NA	4,315.52	4,315.52	NA	NA
BOQ totals			8,516	76,151.33	76,151.33	NA	77,580.76	8,118.56	2,535.36	NA	4,315.52	6,850.88	-6,689.13	NA
BRAMBLES LIMITED FPO														
BXB	16/03/2021	16/03/2021	1,500	15,399.31	15,399.31	NA	17,160.00	1,760.69	NA	NA	1,760.69	1,760.69	NA	NA
BXB totals			1,500	15,399.31	15,399.31	NA	17,160.00	1,760.69	NA	NA	1,760.69	1,760.69	NA	NA
CARSALES.COM LIMITED. FPO														
CAR	19/03/2020	19/03/2020	1,000	11,918.62	11,918.62	NA	19,760.00	7,841.38	5,227.59	NA	NA	5,227.59	NA	NA
	28/05/2021	15/06/2021	144	2,448.00	2,448.00	NA	2,845.44	397.44	NA	NA	397.44	397.44	NA	NA
CAR totals			1,144	14,366.62	14,366.62	NA	22,605.44	8,238.82	5,227.59	NA	397.44	5,625.03	NA	NA
COMMONWEALTH BANK OF AUSTRALIA. FPO														
CBA	04/11/2016	04/11/2016	170	12,217.89	12,217.89	NA	16,977.90	4,760.01	3,173.34	NA	NA	3,173.34	NA	NA
	26/09/2017	26/09/2017	160	12,246.20	12,246.20	NA	15,979.20	3,733.00	2,488.67	NA	NA	2,488.67	NA	NA
CBA totals			330	24,464.09	24,464.09	NA	32,957.10	8,493.01	5,662.01	NA	NA	5,662.01	NA	NA
COMMONWEALTH BANK OF AUSTRALIA. CAP NOTE 3-BBSW+2.80% PERP NON-CUM RED T-12-22														
CBAPD	20/09/2019	20/09/2019	200	20,383.54	20,383.54	NA	20,270.00	-	NA	NA	NA	NA	-113.54	NA
CBAPD totals			200	20,383.54	20,383.54	NA	20,270.00	-	NA	NA	NA	NA	-113.54	NA
COMMONWEALTH BANK OF AUSTRALIA. CAP NOTE 3-BBSW+3.40% PERP NON-CUM RED T-04-25														
CBAPG	06/04/2018	06/04/2018	200	20,000.00	20,000.00	NA	20,800.00	800.00	533.33	NA	NA	533.33	NA	NA
CBAPG totals			200	20,000.00	20,000.00	NA	20,800.00	800.00	533.33	NA	NA	533.33	NA	NA
CHALLENGER LIMITED FPO														
CGF	30/04/2018	30/04/2018	1,845	20,223.14	20,223.14	NA	9,981.45	-	NA	NA	NA	NA	-10,241.69	NA
	01/10/2018	01/10/2018	155	1,728.59	1,728.59	NA	838.55	-	NA	NA	NA	NA	-890.04	NA
	19/03/2020	19/03/2020	1,955	6,368.45	6,368.45	NA	10,576.55	4,208.10	2,805.40	NA	NA	2,805.40	NA	NA
	30/07/2020	30/07/2020	2,314	9,996.48	9,996.48	NA	12,518.74	2,522.26	NA	NA	2,522.26	2,522.26	NA	NA

158589: Souvlis Family Super Fund

Unrealised

As at 30 Jun 2021

Unrealised CGT gains/losses continued

Asset	Tax date	Purchase date	Quantity	Actual cost \$	Adjusted cost (a) \$	Indexed cost \$	Market value \$	Gross gain \$	Capital gain using the different calculation methods			CGT gain (c) \$	CGT loss \$	CGT exempt gain/loss \$
									Discounted gain (b) \$	Indexed gain \$	Other gain \$			
CGF totals			6,269	38,316.66	38,316.66	NA	33,915.29	6,730.36	2,805.40	NA	2,522.26	5,327.66	-11,131.73	NA
CHALLENGER LIMITED CAP NOTE 3-BBSW+4.60% PERP NON-CUM RED T-05-26														
CGFPC	25/11/2020	25/11/2020	300	30,000.00	30,000.00	NA	31,785.00	1,785.00	NA	NA	1,785.00	1,785.00	NA	NA
CGFPC totals			300	30,000.00	30,000.00	NA	31,785.00	1,785.00	NA	NA	1,785.00	1,785.00	NA	NA
CIMIC GROUP LIMITED FPO														
CIM	11/06/2020	11/06/2020	1,000	26,489.98	26,489.98	NA	19,780.00	-	NA	NA	NA	NA	-6,709.98	NA
	10/02/2021	10/02/2021	200	4,386.00	4,386.00	NA	3,956.00	-	NA	NA	NA	NA	-430.00	NA
CIM totals			1,200	30,875.98	30,875.98	NA	23,736.00	-	NA	NA	NA	NA	-7,139.98	NA
CENTURIA OFFICE REIT ORDINARY UNITS FULLY PAID														
COF	14/10/2020	14/10/2020	10,000	21,253.00	20,363.32	NA	23,400.00	3,036.68	NA	NA	3,036.68	3,036.68	NA	NA
COF totals			10,000	21,253.00	20,363.32	NA	23,400.00	3,036.68	NA	NA	3,036.68	3,036.68	NA	NA
CSL LIMITED FPO														
CSL	04/09/2020	04/09/2020	100	28,308.77	28,308.77	NA	28,519.00	210.23	NA	NA	210.23	210.23	NA	NA
CSL totals			100	28,308.77	28,308.77	NA	28,519.00	210.23	NA	NA	210.23	210.23	NA	NA
CENTRAL PETROLEUM LIMITED FPO														
CTP	06/01/2020	06/01/2020	75,000	10,258.38	10,258.38	NA	8,775.00	-	NA	NA	NA	NA	-1,483.38	NA
CTP totals			75,000	10,258.38	10,258.38	NA	8,775.00	-	NA	NA	NA	NA	-1,483.38	NA
DDH PREFERRED INCOME														
DDH0001AU	11/07/2017	11/07/2017	29,178.338	25,550.00	25,392.70	NA	25,361.81	-	NA	NA	NA	NA	-30.89	NA
DDH0001AU totals			29,178.338	25,550.00	25,392.70	NA	25,361.81	-	NA	NA	NA	NA	-30.89	NA
DETERRA ROYALTIES LIMITED FPO														
DRR	29/12/2016	23/10/2020	2,000	6,592.54	6,592.54	NA	9,000.00	2,407.46	1,604.97	NA	NA	1,604.97	NA	NA
	01/10/2018	23/10/2020	1,000	4,586.75	4,586.75	NA	4,500.00	-	NA	NA	NA	NA	-86.75	NA
DRR totals			3,000	11,179.29	11,179.29	NA	13,500.00	2,407.46	1,604.97	NA	NA	1,604.97	-86.75	NA
DEXUS UNITS FULLY PAID STAPLED - DDF														
DXS_DDF	19/03/2020	19/03/2020	1,000	2,604.99	2,667.67	NA	3,167.92	500.25	333.50	NA	NA	333.50	NA	NA
	04/05/2021	04/05/2021	1,500	4,481.07	4,575.10	NA	4,751.88	176.78	NA	NA	176.78	176.78	NA	NA
DXS_DDF totals			2,500	7,086.06	7,242.77	NA	7,919.80	677.03	333.50	NA	176.78	510.28	NA	NA
DEXUS UNITS FULLY PAID STAPLED - DIT														
DXS_DIT	19/03/2020	19/03/2020	1,000	778.22	792.55	NA	847.20	54.65	36.43	NA	NA	36.43	NA	NA
	04/05/2021	04/05/2021	1,500	1,338.68	1,360.17	NA	1,270.80	-	NA	NA	NA	NA	-89.37	NA

158589: Souvlis Family Super Fund

Unrealised

As at 30 Jun 2021

Unrealised CGT gains/losses continued

										Capital gain using the different calculation methods				
Asset	Tax date	Purchase date	Quantity	Actual cost \$	Adjusted cost (a) \$	Indexed cost \$	Market value \$	Gross gain \$	Discounted gain (b) \$	Indexed gain \$	Other gain \$	CGT gain (c) \$	CGT loss \$	CGT exempt gain/loss \$
DXS_DIT totals			2,500	2,116.90	2,152.72	NA	2,118.00	54.65	36.43	NA	NA	36.43	-89.37	NA
DEXUS UNITS FULLY PAID STAPLED - DOT														
DXS_DOT	19/03/2020	19/03/2020	1,000	5,459.38	5,711.14	NA	6,304.90	593.76	395.84	NA	NA	395.84	NA	NA
	04/05/2021	04/05/2021	1,500	9,391.14	9,438.01	NA	9,457.35	19.34	NA	NA	19.34	19.34	NA	NA
DXS_DOT totals			2,500	14,850.52	15,149.15	NA	15,762.25	613.10	395.84	NA	19.34	415.18	NA	NA
DEXUS UNITS FULLY PAID STAPLED - DRO														
DXS_DRO	19/03/2020	19/03/2020	1,000	259.41	259.41	NA	349.98	90.57	60.38	NA	NA	60.38	NA	NA
	04/05/2021	04/05/2021	1,500	446.23	446.23	NA	524.96	78.73	NA	NA	78.73	78.73	NA	NA
DXS_DRO totals			2,500	705.64	705.64	NA	874.94	169.30	60.38	NA	78.73	139.11	NA	NA
FIDELITY AUSTRALIAN EQUITIES														
FID0008AU	08/11/2016	08/11/2016	1,784.97	51,100.00	51,091.95	NA	69,670.06	18,578.11	12,385.41	NA	NA	12,385.41	NA	NA
FID0008AU totals			1,784.97	51,100.00	51,091.95	NA	69,670.06	18,578.11	12,385.41	NA	NA	12,385.41	NA	NA
GRYPHON CAPITAL INCOME TRUST ORDINARY UNITS FULLY PAID														
GCI	16/05/2018	25/05/2018	25,000	50,000.00	50,038.14	NA	50,750.00	711.86	474.57	NA	NA	474.57	NA	NA
	09/07/2019	02/08/2019	5,000	10,000.00	9,997.09	NA	10,150.00	152.91	101.94	NA	NA	101.94	NA	NA
	21/11/2019	03/12/2019	10,000	20,100.00	20,097.79	NA	20,300.00	202.21	134.81	NA	NA	134.81	NA	NA
GCI totals			40,000	80,100.00	80,133.02	NA	81,200.00	1,066.98	711.32	NA	NA	711.32	NA	NA
INVESTORS MUTUAL WS AUSTRALIAN SHARE														
IML0002AU	05/01/2018	05/01/2018	15,668.5782	51,100.00	50,841.68	NA	46,112.63	-	NA	NA	NA	NA	-4,729.05	NA
IML0002AU totals			15,668.5782	51,100.00	50,841.68	NA	46,112.63	-	NA	NA	NA	NA	-4,729.05	NA
INVOCARE LIMITED FPO														
IVC	01/05/2020	01/05/2020	1,000	10,538.03	10,538.03	NA	11,570.00	1,031.97	687.98	NA	NA	687.98	NA	NA
IVC totals			1,000	10,538.03	10,538.03	NA	11,570.00	1,031.97	687.98	NA	NA	687.98	NA	NA
LENDLEASE GROUP UNIT/FPO STAPLED SECURITIES - LENDLEASE CORPORATION LIMITED SHARES														
LLCC	04/11/2016	04/11/2016	900	9,755.37	9,755.37	NA	7,701.46	-	NA	NA	NA	NA	-2,053.91	NA
	19/03/2020	19/03/2020	1,100	8,768.13	8,768.13	NA	9,412.91	644.78	429.85	NA	NA	429.85	NA	NA
	04/06/2020	04/06/2020	765	6,105.75	6,105.75	NA	6,546.24	440.49	293.66	NA	NA	293.66	NA	NA
LLCC totals			2,765	24,629.25	24,629.25	NA	23,660.61	1,085.27	723.51	NA	NA	723.51	-2,053.91	NA
LENDLEASE GROUP UNIT/FPO STAPLED SECURITIES - LENDLEASE TRUST UNITS														
LLCT	04/11/2016	04/11/2016	900	2,240.91	2,316.71	NA	2,612.54	295.83	197.22	NA	NA	197.22	NA	NA
	19/03/2020	19/03/2020	1,100	2,002.20	1,984.51	NA	3,193.09	1,208.58	805.72	NA	NA	805.72	NA	NA

158589: Souvlis Family Super Fund

Unrealised

As at 30 Jun 2021

Unrealised CGT gains/losses continued

Asset	Tax date	Purchase date	Quantity	Actual cost \$	Adjusted cost (a) \$	Indexed cost \$	Market value \$	Gross gain \$	Capital gain using the different calculation methods			CGT gain (c) \$	CGT loss \$	CGT exempt gain/loss \$
									Discounted gain (b) \$	Indexed gain \$	Other gain \$			
	04/06/2020	04/06/2020	765	1,394.25	1,381.95	NA	2,220.66	838.71	559.14	NA	NA	559.14	NA	NA
LLCT totals			2,765	5,637.36	5,683.17	NA	8,026.29	2,343.12	1,562.08	NA	NA	1,562.08	NA	NA
CHARTER HALL DIRECT OFFICE WHOLESALE														
MAQ0448AU	01/07/2008	01/07/2008	44,345	47,588.00	36,485.54	NA	67,102.85	30,617.31	20,411.54	NA	NA	20,411.54	NA	NA
MAQ0448AU totals			44,345	47,588.00	36,485.54	NA	67,102.85	30,617.31	20,411.54	NA	NA	20,411.54	NA	NA
MAGELLAN FINANCIAL GROUP LIMITED FPO														
MFG	17/09/2013	01/07/2016	4,000	47,840.00	47,840.00	NA	215,440.00	167,600.00	111,733.33	NA	NA	111,733.33	NA	NA
MFG totals			4,000	47,840.00	47,840.00	NA	215,440.00	167,600.00	111,733.33	NA	NA	111,733.33	NA	NA
MAGELLAN GLOBAL OPEN CLASS														
MGE0001AU	11/02/2014	11/02/2014	59,210	50,000.00	59,919.96	NA	159,132.80	99,212.84	66,141.89	NA	NA	66,141.89	NA	NA
MGE0001AU totals			59,210	50,000.00	59,919.96	NA	159,132.80	99,212.84	66,141.89	NA	NA	66,141.89	NA	NA
MAGELLAN GLOBAL FUND. ORDINARY UNITS FULLY PAID CLOSED CLASS														
MGF	18/10/2017	30/11/2020	20,000	30,000.00	26,205.01	NA	36,200.00	9,994.99	6,663.33	NA	NA	6,663.33	NA	NA
	24/01/2018	30/11/2020	1,250	-	-	NA	2,262.50	2,262.50	1,508.33	NA	NA	1,508.33	NA	NA
	13/03/2019	30/11/2020	6,524	10,000.00	8,988.73	NA	11,808.44	2,819.71	1,879.81	NA	NA	1,879.81	NA	NA
	01/03/2021	01/03/2021	12,368	20,000.00	19,730.29	NA	22,386.08	2,655.79	NA	NA	2,655.79	2,655.79	NA	NA
	02/03/2021	02/03/2021	7,469	12,078.00	11,915.12	NA	13,518.89	1,603.77	NA	NA	1,603.77	1,603.77	NA	NA
MGF totals			47,611	72,078.00	66,839.15	NA	86,175.91	19,336.76	10,051.47	NA	4,259.56	14,311.03	NA	NA
MAGELLAN GLOBAL FUND. OPTION EXPIRING 01-MAR-2024 EX AT DISC TO EST NAV														
MGFO	18/10/2017	25/02/2021	10,000	-	-	NA	280.00	280.00	186.67	NA	NA	186.67	NA	NA
	24/01/2018	25/02/2021	625	-	-	NA	17.50	17.50	11.67	NA	NA	11.67	NA	NA
	13/03/2019	25/02/2021	3,262	-	-	NA	91.34	91.34	60.89	NA	NA	60.89	NA	NA
	01/03/2021	01/03/2021	12,368	-	-	NA	346.30	346.30	NA	NA	346.30	346.30	NA	NA
	02/03/2021	02/03/2021	7,469	-	-	NA	209.13	209.13	NA	NA	209.13	209.13	NA	NA
MGFO totals			33,724	-	-	NA	944.27	944.27	259.23	NA	555.43	814.66	NA	NA
MACQUARIE GROUP LIMITED FPO														
MQG	08/07/2008	01/07/2016	400	18,682.77	18,682.77	NA	62,572.00	43,889.23	29,259.49	NA	NA	29,259.49	NA	NA
	30/09/2019	30/09/2019	125	15,000.00	15,000.00	NA	19,553.75	4,553.75	3,035.83	NA	NA	3,035.83	NA	NA
MQG totals			525	33,682.77	33,682.77	NA	82,125.75	48,442.98	32,295.32	NA	NA	32,295.32	NA	NA
NATIONAL AUSTRALIA BANK LIMITED FPO														
NAB	08/07/2008	08/07/2008	865	21,761.42	21,761.42	NA	22,680.30	918.88	612.59	NA	NA	612.59	NA	NA
	17/08/2009	17/08/2009	135	2,767.92	2,767.92	NA	3,539.70	771.78	514.52	NA	NA	514.52	NA	NA

158589: Souvlis Family Super Fund

Unrealised

As at 30 Jun 2021

Unrealised CGT gains/losses continued

										Capital gain using the different calculation methods				
Asset	Tax date	Purchase date	Quantity	Actual cost \$	Adjusted cost (a) \$	Indexed cost \$	Market value \$	Gross gain \$	Discounted gain (b) \$	Indexed gain \$	Other gain \$	CGT gain (c) \$	CGT loss \$	CGT exempt gain/loss \$
	20/12/2017	20/12/2017	330	9,939.60	9,939.60	NA	8,652.60	-	NA	NA	NA	NA	-1,287.00	NA
	22/11/2019	22/11/2019	370	9,892.60	9,892.60	NA	9,701.40	-	NA	NA	NA	NA	-191.20	NA
	02/06/2020	02/06/2020	475	6,721.25	6,721.25	NA	12,454.50	5,733.25	3,822.17	NA	NA	3,822.17	NA	NA
NAB totals			2,175	51,082.79	51,082.79	NA	57,028.50	7,423.91	4,949.28	NA	NA	4,949.28	-1,478.20	NA
NEWCREST MINING LIMITED FPO														
NCM	07/07/2017	07/07/2017	750	15,126.34	15,126.34	NA	18,960.00	3,833.66	2,555.77	NA	NA	2,555.77	NA	NA
	01/10/2018	01/10/2018	750	14,815.46	14,815.46	NA	18,960.00	4,144.54	2,763.03	NA	NA	2,763.03	NA	NA
	05/06/2020	05/06/2020	391	10,000.00	10,000.00	NA	9,884.48	-	NA	NA	NA	NA	-115.52	NA
NCM totals			1,891	39,941.80	39,941.80	NA	47,804.48	7,978.20	5,318.80	NA	NA	5,318.80	-115.52	NA
NATIONAL STORAGE REIT STAPLED SECURITY - NSH														
NSR_NSH	26/09/2017	26/09/2017	9,815	640.56	640.56	NA	777.35	136.79	91.19	NA	NA	91.19	NA	NA
	09/06/2020	09/06/2020	3,185	200.00	200.00	NA	252.25	52.25	34.83	NA	NA	34.83	NA	NA
NSR_NSH totals			13,000	840.56	840.56	NA	1,029.60	189.04	126.02	NA	NA	126.02	NA	NA
NATIONAL STORAGE REIT STAPLED SECURITY- NSPT														
NSR_NSPT	26/09/2017	26/09/2017	3,955	5,648.38	4,743.53	NA	7,517.66	2,774.13	1,849.42	NA	NA	1,849.42	NA	NA
	20/12/2017	20/12/2017	5,700	8,595.17	7,291.09	NA	10,834.56	3,543.47	2,362.31	NA	NA	2,362.31	NA	NA
	09/02/2018	09/02/2018	3,345	4,781.50	4,110.75	NA	6,358.18	2,247.43	1,498.29	NA	NA	1,498.29	NA	NA
NSR_NSPT totals			13,000	19,025.05	16,145.37	NA	24,710.40	8,565.03	5,710.02	NA	NA	5,710.02	NA	NA
OOH!MEDIA LIMITED FPO														
OML	23/05/2019	23/05/2019	2,500	10,435.30	10,435.30	NA	4,375.00	-	NA	NA	NA	NA	-6,060.30	NA
	09/04/2020	24/04/2020	2,500	1,325.00	1,325.00	NA	4,375.00	3,050.00	2,033.33	NA	NA	2,033.33	NA	NA
OML totals			5,000	11,760.30	11,760.30	NA	8,750.00	3,050.00	2,033.33	NA	NA	2,033.33	-6,060.30	NA
OROCOBRE LIMITED FPO														
ORE	23/05/2019	23/05/2019	2,800	10,222.63	10,222.63	NA	18,116.00	7,893.37	5,262.25	NA	NA	5,262.25	NA	NA
	01/10/2020	01/10/2020	1,984	5,000.00	5,000.00	NA	12,836.48	7,836.48	NA	NA	7,836.48	7,836.48	NA	NA
ORE totals			4,784	15,222.63	15,222.63	NA	30,952.48	15,729.85	5,262.25	NA	7,836.48	13,098.73	NA	NA
ORICA LIMITED FPO														
ORI	04/05/2021	04/05/2021	1,500	20,676.73	20,676.73	NA	19,920.00	-	NA	NA	NA	NA	-756.73	NA
ORI totals			1,500	20,676.73	20,676.73	NA	19,920.00	-	NA	NA	NA	NA	-756.73	NA
OVER THE WIRE HOLDINGS LIMITED FPO														
OTW	05/12/2019	05/12/2019	3,000	14,095.12	14,095.12	NA	14,550.00	454.88	303.25	NA	NA	303.25	NA	NA
	02/11/2020	02/11/2020	1,920	7,680.00	7,680.00	NA	9,312.00	1,632.00	NA	NA	1,632.00	1,632.00	NA	NA

158589: Souvlis Family Super Fund

Unrealised

As at 30 Jun 2021

Unrealised CGT gains/losses continued

Asset	Tax date	Purchase date	Quantity	Actual cost \$	Adjusted cost (a) \$	Indexed cost \$	Market value \$	Gross gain \$	Capital gain using the different calculation methods			CGT gain (c) \$	CGT loss \$	CGT exempt gain/loss \$
									Discounted gain (b) \$	Indexed gain \$	Other gain \$			
OTW totals			4,920	21,775.12	21,775.12	NA	23,862.00	2,086.88	303.25	NA	1,632.00	1,935.25	NA	NA
QV EQUITIES LIMITED FPO														
QVE	04/11/2019	04/11/2019	20,000	20,545.30	20,545.30	NA	19,900.00	-	NA	NA	NA	NA	-645.30	NA
QVE totals			20,000	20,545.30	20,545.30	NA	19,900.00	-	NA	NA	NA	NA	-645.30	NA
RIDLEY CORPORATION LIMITED FPO														
RIC	01/07/2016	01/07/2016	5,659	7,950.89	7,950.89	NA	6,451.26	-	NA	NA	NA	NA	-1,499.63	NA
RIC totals			5,659	7,950.89	7,950.89	NA	6,451.26	-	NA	NA	NA	NA	-1,499.63	NA
SOUTH32 LIMITED FPO														
S32	18/06/2021	18/06/2021	5,000	14,125.45	14,125.45	NA	14,650.00	524.55	NA	NA	524.55	524.55	NA	NA
S32 totals			5,000	14,125.45	14,125.45	NA	14,650.00	524.55	NA	NA	524.55	524.55	NA	NA
SONIC HEALTHCARE LIMITED FPO														
SHL	04/11/2016	04/11/2016	590	12,118.82	12,118.82	NA	22,656.00	10,537.18	7,024.79	NA	NA	7,024.79	NA	NA
	15/09/2017	15/09/2017	510	10,911.68	10,911.68	NA	19,584.00	8,672.32	5,781.55	NA	NA	5,781.55	NA	NA
	12/02/2019	12/02/2019	770	15,000.00	15,000.00	NA	29,568.00	14,568.00	9,712.00	NA	NA	9,712.00	NA	NA
SHL totals			1,870	38,030.50	38,030.50	NA	71,808.00	33,777.50	22,518.34	NA	NA	22,518.34	NA	NA
SANTOS LIMITED FPO														
STO	04/11/2016	04/11/2016	3,560	12,151.17	12,151.17	NA	25,240.40	13,089.23	8,726.15	NA	NA	8,726.15	NA	NA
	19/03/2020	19/03/2020	2,640	7,471.20	7,471.20	NA	18,717.60	11,246.40	7,497.60	NA	NA	7,497.60	NA	NA
STO totals			6,200	19,622.37	19,622.37	NA	43,958.00	24,335.63	16,223.75	NA	NA	16,223.75	NA	NA
SUNCORP GROUP LIMITED FPO														
SUN	19/03/2020	19/03/2020	2,000	15,712.72	15,712.72	NA	22,220.00	6,507.28	4,338.19	NA	NA	4,338.19	NA	NA
SUN totals			2,000	15,712.72	15,712.72	NA	22,220.00	6,507.28	4,338.19	NA	NA	4,338.19	NA	NA
TABCORP HOLDINGS LIMITED FPO														
TAH	01/10/2018	01/10/2018	2,000	9,872.00	9,872.00	NA	10,360.00	488.00	325.33	NA	NA	325.33	NA	NA
	06/12/2018	06/12/2018	2,000	8,672.00	8,672.00	NA	10,360.00	1,688.00	1,125.33	NA	NA	1,125.33	NA	NA
	04/09/2020	22/09/2020	364	1,183.00	1,183.00	NA	1,885.52	702.52	NA	NA	702.52	702.52	NA	NA
TAH totals			4,364	19,727.00	19,727.00	NA	22,605.52	2,878.52	1,450.66	NA	702.52	2,153.18	NA	NA
TASSAL GROUP LIMITED FPO														
TGR	17/10/2019	17/10/2019	3,000	12,517.96	12,517.96	NA	10,740.00	-	NA	NA	NA	NA	-1,777.96	NA
TGR totals			3,000	12,517.96	12,517.96	NA	10,740.00	-	NA	NA	NA	NA	-1,777.96	NA
UNIBAIL-RODAMCO-WESTFIELD CDI 20:1 FOREIGN EXEMPT XPAR														

158589: Souvlis Family Super Fund

Unrealised

As at 30 Jun 2021

Unrealised CGT gains/losses continued

Asset	Tax date	Purchase date	Quantity	Actual cost \$	Adjusted cost (a) \$	Indexed cost \$	Market value \$	Gross gain \$	Capital gain using the different calculation methods			CGT gain (c) \$	CGT loss \$	CGT exempt gain/loss \$
									Discounted gain (b) \$	Indexed gain \$	Other gain \$			
URW	17/11/2020	17/11/2020	1,540	7,390.40	7,390.40	NA	8,747.20	1,356.80	NA	NA	1,356.80	1,356.80	NA	NA
URW totals			1,540	7,390.40	7,390.40	NA	8,747.20	1,356.80	NA	NA	1,356.80	1,356.80	NA	NA
VANGUARD AUSTRALIAN SHARES INDEX														
VAN0002AU	05/02/2016	12/12/2019	34,402.25	62,502.00	62,994.88	NA	89,985.96	26,991.08	17,994.05	NA	NA	17,994.05	NA	NA
	31/03/2016	12/12/2019	449.19	834.01	840.79	NA	1,174.95	334.16	222.77	NA	NA	222.77	NA	NA
	30/06/2016	12/12/2019	337.91	645.51	650.84	NA	883.87	233.03	155.35	NA	NA	155.35	NA	NA
VAN0002AU totals			35,189.35	63,981.52	64,486.51	NA	92,044.78	27,558.27	18,372.17	NA	NA	18,372.17	NA	NA
VIRGIN MONEY UK PLC CDI 1:1 FOREIGN EXEMPT LSE														
VUK	06/12/2018	15/11/2019	4,000	13,528.96	13,528.96	NA	14,720.00	1,191.04	794.03	NA	NA	794.03	NA	NA
VUK totals			4,000	13,528.96	13,528.96	NA	14,720.00	1,191.04	794.03	NA	NA	794.03	NA	NA
WESTPAC BANKING CORPORATION FPO														
WBC	07/07/2017	07/07/2017	500	15,480.19	15,480.19	NA	12,905.00	-	NA	NA	NA	NA	-2,575.19	NA
	26/09/2017	26/09/2017	500	16,127.23	16,127.23	NA	12,905.00	-	NA	NA	NA	NA	-3,222.23	NA
	20/12/2017	20/12/2017	300	9,588.00	9,588.00	NA	7,743.00	-	NA	NA	NA	NA	-1,845.00	NA
	11/12/2019	11/12/2019	1,240	30,000.00	30,000.00	NA	32,004.40	2,004.40	1,336.27	NA	NA	1,336.27	NA	NA
	10/03/2020	10/03/2020	500	9,907.00	9,907.00	NA	12,905.00	2,998.00	1,998.67	NA	NA	1,998.67	NA	NA
WBC totals			3,040	81,102.42	81,102.42	NA	78,462.40	5,002.40	3,334.94	NA	NA	3,334.94	-7,642.42	NA
WHITEHAVEN COAL LIMITED FPO														
WHC	05/02/2020	05/02/2020	5,500	14,368.09	14,368.09	NA	10,670.00	-	NA	NA	NA	NA	-3,698.09	NA
WHC totals			5,500	14,368.09	14,368.09	NA	10,670.00	-	NA	NA	NA	NA	-3,698.09	NA
WORLEY LIMITED FPO														
WOR	05/03/2020	05/03/2020	1,000	12,541.30	12,541.30	NA	11,960.00	-	NA	NA	NA	NA	-581.30	NA
WOR totals			1,000	12,541.30	12,541.30	NA	11,960.00	-	NA	NA	NA	NA	-581.30	NA
WOODSIDE PETROLEUM LTD FPO														
WPL	22/08/2007	01/07/2016	494	20,034.00	20,034.00	NA	10,971.74	-	NA	NA	NA	NA	-9,062.26	NA
	19/01/2010	01/07/2016	42	1,768.00	1,768.00	NA	932.82	-	NA	NA	NA	NA	-835.18	NA
	07/03/2018	19/03/2018	60	1,620.00	1,620.00	NA	1,332.60	-	NA	NA	NA	NA	-287.40	NA
	28/01/2020	28/01/2020	404	14,035.71	14,035.71	NA	8,972.84	-	NA	NA	NA	NA	-5,062.87	NA
	19/03/2020	19/03/2020	500	8,077.00	8,077.00	NA	11,105.00	3,028.00	2,018.67	NA	NA	2,018.67	NA	NA
	17/08/2020	17/08/2020	1,000	20,605.96	20,605.96	NA	22,210.00	1,604.04	NA	NA	1,604.04	1,604.04	NA	NA
WPL totals			2,500	66,140.67	66,140.67	NA	55,525.00	4,632.04	2,018.67	NA	1,604.04	3,622.71	-15,247.71	NA

158589: Souvlis Family Super Fund

Unrealised

As at 30 Jun 2021

Unrealised CGT gains/losses continued

Asset	Tax date	Purchase date	Quantity	Actual cost \$	Adjusted cost (a) \$	Indexed cost \$	Market value \$	Gross gain \$	Capital gain using the different calculation methods		CGT gain (c) \$	CGT loss \$	CGT exempt gain/loss \$	
									Discounted gain (b) \$	Indexed gain \$				
Totals				1,723,042.50	1,710,621.55	<i>NA</i>	2,239,937.46	655,675.33	407,674.94	<i>NA</i>	44,162.89	451,837.83	-126,359.42	<i>NA</i>

(a) Variances between Adjusted cost and Actual cost

Where the 'Market value' in respect of the CGT parcel is equal to or less than its reduced cost base, its reduced cost base is disclosed as the adjusted cost; otherwise, its cost base is disclosed as the adjusted cost. For more details, refer to the 'Adjusted cost' section of the Unrealised report.

(b) Gains calculated using discounted method

The unrealised 'CGT gain' calculated using the discount method, after having applied the 33.33% CGT discount rate appropriate to the tax entity type of this portfolio.

(c) CGT gain calculation method

The CGT gain is based on what is optimal for the disposal method selected.

The CGT gain calculated from a less than optimal method is shown in italics for information purposes only and is excluded from the totals for the portfolio.

NA is shown if a calculation method is not applicable.

(d) Unrealised CGT gain or CGT loss

The unrealised CGT gain or CGT loss is the difference between the adjusted cost and the market value at the date requested. For short options, the unrealised CGT gain or CGT loss is the market value of the option at the date requested. (The option premium received is shown as a realised CGT gain in the 'Realised CGT' section.)

CGT gains or CGT losses are not comparable with performance gains/losses, which are based on changes in value for a performance period.

Adjusted cost

Asset	Market value		Purchase date	Tax date	Quantity	Actual cost (b) \$	Adjustments				Adjusted cost (a)	
	\$						Tax deferred (c) \$	Tax free (d) \$	AMIT cost base net amount - excess (e) \$	AMIT cost base net amount - shortfall (f) \$	Cost base (g) \$	Reduced cost base (h) \$
DEXUS INDUSTRIA REIT FULLY PAID ORDINARY/UNITS STAPLED SECURITIES - TRUST1												
ADI_T1	17,172.04		20/02/2019	31/03/2017	7,000	9,951.29	-	-	1,617.28	-	8,334.01	8,334.01
	7,109.22		18/06/2019	18/06/2019	2,898	5,583.18	-	-	331.64	-	5,251.54	5,251.54
	4,192.43		19/12/2019	19/12/2019	1,709	3,534.47	-	-	148.06	-	3,386.41	3,386.41
	6,196.65		29/01/2021	29/01/2021	2,526	5,110.53	-	-	65.07	-	5,045.46	5,045.46
ADI_T1 totals	34,670.34				14,133	24,179.47	-	-	2,162.05	-	22,017.42	22,017.42
DEXUS INDUSTRIA REIT FULLY PAID ORDINARY/UNITS STAPLED SECURITIES - TRUST2												
ADI_T2	1,315.38		20/02/2019	31/03/2017	7,000	1,197.11	-	-	223.67	-	973.44	973.44
	865.71		19/12/2019	19/12/2019	4,607	838.44	-	-	16.12	-	822.32	822.32
	474.67		29/01/2021	29/01/2021	2,526	449.71	-	-	4.52	-	445.19	445.19
ADI_T2 totals	2,655.76				14,133	2,485.26	-	-	244.31	-	2,240.95	2,240.95

158589: Souvlis Family Super Fund

Unrealised

As at 30 Jun 2021

Adjusted cost

Asset	Market value		Purchase date	Tax date	Quantity	Actual cost (b) \$	Tax deferred (c) \$	Tax free (d) \$	Adjustments		Adjusted cost (a)	
	\$								AMIT cost base net amount - excess (e) \$	AMIT cost base net amount - shortfall (f) \$	Cost base (g) \$	Reduced cost base (h) \$
DEXUS INDUSTRIA REIT FULLY PAID ORDINARY/UNITS STAPLED SECURITIES – TRUST3												
ADI_T3	419.48		20/02/2019	31/03/2017	3,500	551.76	-	-	23.70	16.81	544.87	544.87
	347.33		18/06/2019	18/06/2019	2,898	357.60	-	-	3.71	1.64	355.53	355.53
	624.31		19/12/2019	19/12/2019	5,209	618.00	-	-	2.15	2.96	618.81	618.81
	302.75		29/01/2021	29/01/2021	2,526	293.17	-	-	-	0.63	293.80	293.80
ADI_T3 totals	1,693.87				14,133	1,820.53	-	-	29.56	22.04	1,813.01	1,813.01
DEXUS INDUSTRIA REIT FULLY PAID ORDINARY/UNITS STAPLED SECURITIES – TRUST4												
ADI_T4	511.27		20/02/2019	31/03/2017	7,000	602.33	-	-	370.18	-	232.15	232.15
	336.50		19/12/2019	19/12/2019	4,607	329.01	-	-	91.20	-	237.81	237.81
	184.50		29/01/2021	29/01/2021	2,526	176.47	-	-	6.29	-	170.18	170.18
ADI_T4 totals	1,032.27				14,133	1,107.81	-	-	467.67	-	640.14	640.14
CENTURIA OFFICE REIT ORDINARY UNITS FULLY PAID												
COF	23,400.00		14/10/2020	14/10/2020	10,000	21,253.00	-	-	889.68	-	20,363.32	20,363.32
COF totals	23,400.00				10,000	21,253.00	-	-	889.68	-	20,363.32	20,363.32
DDH PREFERRED INCOME												
DDH0001AU	25,361.81		11/07/2017	11/07/2017	29,178.338	25,550.00	-	-	157.30	-	25,392.70	25,392.70
DDH0001AU totals	25,361.81				29,178.338	25,550.00	-	-	157.30	-	25,392.70	25,392.70
DEXUS UNITS FULLY PAID STAPLED - DDF												
DXS_DDF	3,167.92		19/03/2020	19/03/2020	1,000	2,604.99	-	-	-	62.68	2,667.67	2,667.67
	4,751.88		04/05/2021	04/05/2021	1,500	4,481.07	-	-	-	94.03	4,575.10	4,575.10
DXS_DDF totals	7,919.80				2,500	7,086.06	-	-	-	156.71	7,242.77	7,242.77
DEXUS UNITS FULLY PAID STAPLED - DIT												
DXS_DIT	847.20		19/03/2020	19/03/2020	1,000	778.22	-	-	-	14.33	792.55	792.55
	1,270.80		04/05/2021	04/05/2021	1,500	1,338.68	-	-	-	21.49	1,360.17	1,360.17
DXS_DIT totals	2,118.00				2,500	2,116.90	-	-	-	35.82	2,152.72	2,152.72
DEXUS UNITS FULLY PAID STAPLED - DOT												
DXS_DOT	6,304.90		19/03/2020	19/03/2020	1,000	5,459.38	-	-	-	251.76	5,711.14	5,711.14
	9,457.35		04/05/2021	04/05/2021	1,500	9,391.14	-	-	-	46.87	9,438.01	9,438.01
DXS_DOT totals	15,762.25				2,500	14,850.52	-	-	-	298.63	15,149.15	15,149.15

158589: Souvlis Family Super Fund

Unrealised

As at 30 Jun 2021

Adjusted cost

Asset	Market value		Purchase date	Tax date	Quantity	Actual cost (b) \$	Adjustments				Adjusted cost (a)	
	\$						Tax deferred (c) \$	Tax free (d) \$	AMIT cost base net amount - excess (e) \$	AMIT cost base net amount - shortfall (f) \$	Cost base (g) \$	Reduced cost base (h) \$
FIDELITY AUSTRALIAN EQUITIES												
FID0008AU	69,670.06		08/11/2016	08/11/2016	1,784.97	51,100.00	-	-	64.47	56.42	51,091.95	51,091.95
FID0008AU totals	69,670.06				1,784.97	51,100.00	-	-	64.47	56.42	51,091.95	51,091.95
GRYPHON CAPITAL INCOME TRUST ORDINARY UNITS FULLY PAID												
GCI	50,750.00		25/05/2018	16/05/2018	25,000	50,000.00	-	-	25.86	64.00	50,038.14	50,038.14
	10,150.00		02/08/2019	09/07/2019	5,000	10,000.00	-	-	4.68	1.77	9,997.09	9,997.09
	20,300.00		03/12/2019	21/11/2019	10,000	20,100.00	-	-	5.75	3.54	20,097.79	20,097.79
GCI totals	81,200.00				40,000	80,100.00	-	-	36.29	69.31	80,133.02	80,133.02
INVESTORS MUTUAL WS AUSTRALIAN SHARE												
IML0002AU	46,112.63		05/01/2018	05/01/2018	15,668.5782	51,100.00	-	-	258.32	-	50,841.68	50,841.68
IML0002AU totals	46,112.63				15,668.5782	51,100.00	-	-	258.32	-	50,841.68	50,841.68
LENLEASE GROUP UNIT/FPO STAPLED SECURITIES - LENLEASE TRUST UNITS												
LLCT	2,612.54		04/11/2016	04/11/2016	900	2,240.91	-	-	108.01	183.81	2,316.71	2,316.71
	3,193.09		19/03/2020	19/03/2020	1,100	2,002.20	-	-	24.42	6.73	1,984.51	1,984.51
	2,220.66		04/06/2020	04/06/2020	765	1,394.25	-	-	16.98	4.68	1,381.95	1,381.95
LLCT totals	8,026.29				2,765	5,637.36	-	-	149.41	195.22	5,683.17	5,683.17
CHARTER HALL DIRECT OFFICE WHOLESALE												
MAQ0448AU	67,102.85		01/07/2008	01/07/2008	44,345	47,588.00	6,129.16	-	5,470.73	497.43	36,485.54	36,485.54
MAQ0448AU totals	67,102.85				44,345	47,588.00	6,129.16	-	5,470.73	497.43	36,485.54	36,485.54
MAGELLAN GLOBAL OPEN CLASS												
MGE0001AU	159,132.80		11/02/2014	11/02/2014	59,210	50,000.00	-	-	3,132.81	13,052.77	59,919.96	59,919.96
MGE0001AU totals	159,132.80				59,210	50,000.00	-	-	3,132.81	13,052.77	59,919.96	59,919.96
MAGELLAN GLOBAL FUND. ORDINARY UNITS FULLY PAID CLOSED CLASS												
MGF	36,200.00		30/11/2020	18/10/2017	20,000	30,000.00	-	-	3,794.99	-	26,205.01	26,205.01
	11,808.44		30/11/2020	13/03/2019	6,524	10,000.00	-	-	1,011.27	-	8,988.73	8,988.73
	22,386.08		01/03/2021	01/03/2021	12,368	20,000.00	-	-	269.71	-	19,730.29	19,730.29
	13,518.89		02/03/2021	02/03/2021	7,469	12,078.00	-	-	162.88	-	11,915.12	11,915.12
MGF totals	83,913.41				46,361	72,078.00	-	-	5,238.85	-	66,839.15	66,839.15

158589: Souvlis Family Super Fund

Unrealised

As at 30 Jun 2021

Adjusted cost

Asset	Market value		Purchase date	Tax date	Quantity	Actual cost (b) \$	Tax deferred (c) \$	Tax free (d) \$	Adjustments		Adjusted cost (a)	
	\$								AMIT cost base net amount - excess (e) \$	AMIT cost base net amount - shortfall (f) \$	Cost base (g) \$	Reduced cost base (h) \$
NATIONAL STORAGE REIT STAPLED SECURITY- NSPT												
NSR_NSPT	7,517.66		26/09/2017	26/09/2017	3,955	5,648.38	-	-	904.85	-	4,743.53	4,743.53
	10,834.56		20/12/2017	20/12/2017	5,700	8,595.17	-	-	1,304.08	-	7,291.09	7,291.09
	6,358.18		09/02/2018	09/02/2018	3,345	4,781.50	-	-	670.75	-	4,110.75	4,110.75
NSR_NSPT totals	24,710.40				13,000	19,025.05	-	-	2,879.68	-	16,145.37	16,145.37
VANGUARD AUSTRALIAN SHARES INDEX												
VAN0002AU	89,985.96		12/12/2019	05/02/2016	34,402.25	62,502.00	89.35	-	49.07	631.30	62,994.88	62,994.88
	1,174.95		12/12/2019	31/03/2016	449.19	834.01	0.81	-	0.63	8.22	840.79	840.79
	883.87		12/12/2019	30/06/2016	337.91	645.51	0.41	-	0.46	6.20	650.84	650.84
VAN0002AU totals	92,044.78				35,189.35	63,981.52	90.57	-	50.16	645.72	64,486.51	64,486.51
Totals	746,527.32					541,059.48	6,219.73	-	21,231.29	15,030.07	528,638.53	528,638.53

(a) Where the 'Market value' of the CGT parcel is equal to or less than its reduced cost base, its reduced cost base is disclosed as the adjusted cost in the 'Unrealised CGT gains/losses' section of the Unrealised report; otherwise, its cost base is disclosed as the adjusted cost in the 'Unrealised CGT gains/losses' section of the **Unrealised** report.

(b) The actual cost of the CGT parcel is its purchase cost, adjusted for all CGT events (other than CGT events E4 and E10) that have happened to it. For more details, refer to the **Transaction history** report. For details specific to CGT event E4, refer to footnotes (c) and (d). For details specific to CGT event E10, refer to footnotes (e) and (f).

(c) In respect of the income entitlements of a fixed trust that was not an attribution managed investment trust (a non-AMIT) at the time of the entitlement, the tax-deferred amount is the cumulative value of tax-deferred amounts (being the non-assessable part of the income entitlements, excluding all amounts calculated under section 104-71 ITAA 1997) in respect of the CGT parcel that, at the time of the income entitlement, did not exceed the CGT parcel's cost base. CGT event E4 requires that both the cost base and reduced cost base of the CGT parcel be reduced by this amount.

(d) In respect of the income entitlements of a fixed trust that was not an attribution managed investment trust (a non-AMIT) at the time of the entitlement, the tax-free amount is the cumulative value of tax-free amounts (being the non-assessable part of the income entitlements as calculated under subsection 104-71(3) ITAA 1997) in respect of the CGT parcel that, at the time of the income entitlement, did not exceed the CGT parcel's reduced cost base. CGT event E4 requires that the reduced cost base of the CGT parcel be reduced by this amount.

(e) In respect of the income entitlements of an attribution managed investment trust (AMIT), the AMIT cost base net amount - excess amount is the cumulative value of excess amounts (as calculated under paragraph 104-107C(a) ITAA 1997) in respect of the CGT parcel that, at the time of the income entitlement, did not exceed the CGT parcel's cost base. CGT event E10 requires that both the cost base and reduced cost base of the CGT parcel be reduced by this amount.

(f) In respect of the income entitlements of an attribution managed investment trust (AMIT), the AMIT cost base net amount - shortfall amount is the cumulative value of shortfall amounts (as calculated under paragraph 104-107C(b) ITAA 1997) in respect of the CGT parcel. CGT event E10 requires that both the cost base and reduced cost base of the CGT parcel be increased by this amount.

(g) The cost base equals the actual cost, adjusted for amounts relating to: tax deferred; AMIT cost base net amount - excess; and AMIT cost base net amount - shortfall.

(h) The reduced cost base equals the actual cost, adjusted for amounts relating to: tax deferred; tax free; AMIT cost base net amount - excess; and AMIT cost base net amount - shortfall.

158589: Souvlis Family Super Fund

Unrealised

As at 30 Jun 2021

Unrealised non-CGT gains/losses

Traditional securities				Purchase			Market		
Asset	Purchase date	Gain/loss \$	Face value or quantity	Consideration \$	Principal \$	Accrued interest \$	Value \$	Principal \$	Accrued interest \$
CROWN RESORTS LIMITED HYBRID 3-BBSW+4.00% 23-04-75 SUB CUM RED T-07-21									
CWNHB	10/01/2018	-1,558.30	300	30,655.30	30,655.30	-	29,097.00	29,097.00	-
	10/05/2019	-1,246.37	200	20,644.37	20,644.37	-	19,398.00	19,398.00	-
CWNHB totals		-2,804.67	500	51,299.67	51,299.67	-	48,495.00	48,495.00	-
NATIONAL AUSTRALIA BANK LIMITED CAP NOTE 3-BBSW+2.20% 20-09-28 CUM RED T-09-23									
NABPE	20/03/2017	492.00	300	30,000.00	30,000.00	-	30,492.00	30,492.00	-
NABPE totals		492.00	300	30,000.00	30,000.00	-	30,492.00	30,492.00	-
Unrealised gain/loss		-2,312.67		81,299.67	81,299.67	-	78,987.00	78,987.00	-
Totals		-2,312.67							

158589: Souvlis Family Super Fund

Expenses

01 Jul 2020 to 30 Jun 2021

Expenses

Expense type	Tax date	Total incl GST \$	GST \$	Pre-ECPI deductible %	Pre-ECPI deductible \$	Pre-ECPI non-deductible \$	Narration
Administration expenses							
General expenses	25/06/2021	3,685.00 (a)	335.00	100%	3,685.00	-	Macro Accounting
Totals		3,685.00	335.00		3,685.00	-	
Administration expenses totals		3,685.00	335.00		3,685.00	-	
Investment expenses							
Advice fees	3/08/2020	1,018.83 (a)	92.62	100%	1,018.83	-	JNL102746 ADVISOR SERVICE FEES
	1/09/2020	1,029.86 (a)	93.62	100%	1,029.86	-	JNL102919 ADVISOR SERVICE FEES
	2/10/2020	1,017.13 (a)	92.47	100%	1,017.13	-	JNL103120 ADVISOR SERVICE FEES
	2/11/2020	1,041.25 (a)	94.66	100%	1,041.25	-	JNL103313 ADVISOR SERVICE FEES
	1/12/2020	1,070.44 (a)	97.31	100%	1,070.44	-	JNL103526 ADVISOR SERVICE FEES
	4/01/2021	1,077.09 (a)	97.92	100%	1,077.09	-	JNL103738 ADVISOR SERVICE FEES
	1/02/2021	1,074.81 (a)	97.71	100%	1,074.81	-	JNL103950 ADVISOR SERVICE FEES
	1/03/2021	1,066.69 (a)	96.97	100%	1,066.69	-	JNL104171 ADVISOR SERVICE FEES
	1/04/2021	1,073.48 (a)	97.59	100%	1,073.48	-	JNL104544 ADVISOR SERVICE FEES
	5/05/2021	1,093.60 (a)	99.42	100%	1,093.60	-	JNL104777 ADVISOR SERVICE FEES
	1/06/2021	1,099.51 (a)	99.96	100%	1,099.51	-	JNL104988 ADVISOR SERVICE FEES
	30/06/2021	1,125.19 (a)	102.29	100%	1,125.19	-	JNL105238 ADVISOR SERVICE FEES
Totals		12,787.88	1,162.54		12,787.88	-	
Portfolio management fees	3/08/2020	576.15 (a)	52.38	100%	576.15	-	JNL102746 PREMIUM PORTFOLIO FE
	1/09/2020	582.85 (a)	52.99	100%	582.85	-	JNL102919 PREMIUM PORTFOLIO FE
	2/10/2020	573.69 (a)	52.15	100%	573.69	-	JNL103120 PREMIUM PORTFOLIO FE
	2/11/2020	587.42 (a)	53.40	100%	587.42	-	JNL103313 PREMIUM PORTFOLIO FE
	1/12/2020	609.22 (a)	55.38	100%	609.22	-	JNL103526 PREMIUM PORTFOLIO FE
	4/01/2021	611.14 (a)	55.56	100%	611.14	-	JNL103738 PREMIUM PORTFOLIO FE
	1/02/2021	611.33 (a)	55.58	100%	611.33	-	JNL103950 PREMIUM PORTFOLIO FE
	1/03/2021	614.59 (a)	55.87	100%	614.59	-	JNL104171 PREMIUM PORTFOLIO FE
	1/04/2021	620.39 (a)	56.40	100%	620.39	-	JNL104544 PREMIUM PORTFOLIO FE
	5/05/2021	636.67 (a)	57.88	100%	636.67	-	JNL104777 PREMIUM PORTFOLIO FE
	1/06/2021	638.64 (a)	58.06	100%	638.64	-	JNL104988 PREMIUM PORTFOLIO FE
	30/06/2021	653.30 (a)	59.39	100%	653.30	-	JNL105238 PREMIUM PORTFOLIO FE
Totals		7,315.39	665.04		7,315.39	-	
Investment expenses totals		20,103.27	1,827.58		20,103.27	-	

158589: Souvlis Family Super Fund

Expenses

01 Jul 2020 to 30 Jun 2021

Expenses continued

Expense type	Tax date	Total incl GST \$	GST \$	Pre-ECPI deductible %	Pre-ECPI deductible \$	Pre-ECPI non-deductible \$	Narration
Total expenses		23,788.27	2,162.58		23,788.27	-	

(a) These expenses were paid from a cash book within the portfolio. All other expenses were paid from an external bank account.

The total expenses amount for taxation purposes may be different from the total expenses amount displayed in performance reports. Performance is reported on an accrual basis and therefore includes expenses with an effective date within the specified period.

158589: Souvlis Family Super Fund

Investment cost movements

01 Jul 2020 to 30 Jun 2021

Investments

Asset	Starting cost \$	Purchases \$	Sales \$	Net adj \$	Return of capital \$	Other corporate actions \$	Gross profit/loss on sales \$	Net cost movement \$	Ending cost \$	Variance \$
ASX Listed										
ADI	DEXUS INDUSTRIA REIT FULLY PAID ORDINARY/UNITS STAPLED SECURITIES	38,007.55	7,115.74	-10,085.58	-	-	-225.98	-3,195.82	34,811.73	-
AJM	ALTURA MINING LIMITED FPO	51,274.92	-	-	-51,274.92	-	-	-51,274.92	-	-
AJMOB	ALTURA MINING LIMITED OPTION EXPIRING 28-FEB-2022	-	-	-	-	-	-	-	-	-
ALD	AMPOL LIMITED FPO	22,917.67	-	-30,063.38	-	-	7,145.71	-22,917.67	-	-
AMC	AMCOR PLC CDI 1:1 FOREIGN EXEMPT NYSE	16,567.02	-	-	-	-	-	-	16,567.02	-
ANZ	AUSTRALIA AND NEW ZEALAND BANKING GROUP LIMITED FPO	58,901.83	-	-	-	-	-	-	58,901.83	-
ANZPE	AUSTRALIA AND NEW ZEALAND BANKING GROUP LIMITED CAP NOTE 6- BBSW+3.25% PERP NON-CUM RED T- 03-22	24,950.73	-	-	-	-	-	-	24,950.73	-
BAP	BAPCOR LIMITED FPO	17,362.80	-	-24,989.81	-	-	7,627.01	-17,362.80	-	-
BENPE	BENDIGO AND ADELAIDE BANK LIMITED CNV PREF 6-BBSW+3.20% PERP NON-CUM RED T-11-20	25,338.07	-	-	-	-25,000.00	-338.07	-25,338.07	-	-
BENPH	BENDIGO AND ADELAIDE BANK LIMITED CAP NOTE 3-BBSW+3.80% PERP NON-CUM RED T-06-27	-	-	-	-	25,000.00	-	25,000.00	25,000.00	-
BHP	BHP GROUP LIMITED FPO	36,255.04	-	-	-	-	-	-	36,255.04	-
BLD	BORAL LIMITED. FPO	12,356.20	9,707.00	-	-	-	-	9,707.00	22,063.20	-
BOQ	BANK OF QUEENSLAND LIMITED. FPO	58,129.13	-	-	-	18,022.20	-	18,022.20	76,151.33	-
BOQAC	BANK OF QUEENSLAND LIMITED. FPO DEFERRED	-	18,022.20	-	-	-18,022.20	-	-	-	-
BOQPF	BANK OF QUEENSLAND LIMITED. CAP NOTE 3-BBSW+3.80% PERP NON-CUM RED T-05-27	-	-	-25,790.90	-	25,000.00	790.90	-	-	-
BOQZZ	BANK OF QUEENSLAND LIMITED. PUBLIC OFFER - CAPITAL NOTE 2	-	25,000.00	-	-	-25,000.00	-	-	-	-
BXB	BRAMBLES LIMITED FPO	-	15,399.31	-	-	-	-	15,399.31	15,399.31	-

158589: Souvlis Family Super Fund

Investment cost movements

01 Jul 2020 to 30 Jun 2021

Investments continued

Asset	Starting cost \$	Purchases \$	Sales \$	Net adj \$	Return of capital \$	Other corporate actions \$	Gross profit/loss on sales \$	Net cost movement \$	Ending cost \$	Variance \$
ASX Listed										
CAR	CARSALES.COM LIMITED. FPO	11,918.62	-	-	-	2,448.00	-	2,448.00	14,366.62	-
CARN	CARSALES.COM LIMITED. FPO DEFERRED	-	2,448.00	-	-	-2,448.00	-	-	-	-
CBA	COMMONWEALTH BANK OF AUSTRALIA. FPO	24,464.09	-	-	-	-	-	-	24,464.09	-
CBAPD	COMMONWEALTH BANK OF AUSTRALIA. CAP NOTE 3-BBSW+2.80% PERP NON-CUM RED T-12-22	20,383.54	-	-	-	-	-	-	20,383.54	-
CBAPG	COMMONWEALTH BANK OF AUSTRALIA. CAP NOTE 3-BBSW+3.40% PERP NON-CUM RED T-04-25	20,000.00	-	-	-	-	-	-	20,000.00	-
CGF	CHALLENGER LIMITED FPO	48,896.03	9,996.48	-9,849.45	-	-	-10,726.40	-10,579.37	38,316.66	-
CGFPA	CHALLENGER LIMITED CNV PREF 3- BBSW+3.40% PERP SUB NON-CUM RED T-05-22	30,291.34	-	-	-	-30,000.00	-291.34	-30,291.34	-	-
CGFPC_N	CGF CAPITAL NOTES 3 DEFERRED	-	-	-	-	-	-	-	-	-
CGFPC	CHALLENGER LIMITED CAP NOTE 3- BBSW+4.60% PERP NON-CUM RED T- 05-26	-	-	-	-	30,000.00	-	30,000.00	30,000.00	-
CIM	CIMIC GROUP LIMITED FPO	26,489.98	4,386.00	-	-	-	-	4,386.00	30,875.98	-
COF	CENTURIA OFFICE REIT ORDINARY UNITS FULLY PAID	-	21,253.00	-	-	-	-	21,253.00	21,253.00	-
CSL	CSL LIMITED FPO	-	28,308.77	-	-	-	-	28,308.77	28,308.77	-
CTP	CENTRAL PETROLEUM LIMITED FPO	10,258.38	-	-	-	-	-	-	10,258.38	-
CWNHB	CROWN RESORTS LIMITED HYBRID 3- BBSW+4.00% 23-04-75 SUB CUM RED T-07-21	51,299.67	-	-	-	-	-	-	51,299.67	-
DRR	DETERRA ROYALTIES LIMITED FPO	-	-	-	-	11,179.29	-	11,179.29	11,179.29	-
DXS	DEXUS FULLY PAID UNITS STAPLED SECURITIES	9,102.00	15,657.12	-	-	-	-	15,657.12	24,759.12	-
GCI	GRYPHON CAPITAL INCOME TRUST ORDINARY UNITS FULLY PAID	80,100.00	-	-	-	-	-	-	80,100.00	-

158589: Souvlis Family Super Fund

Investment cost movements

01 Jul 2020 to 30 Jun 2021

Investments continued

Asset	Starting cost \$	Purchases \$	Sales \$	Net adj \$	Return of capital \$	Other corporate actions \$	Gross profit/loss on sales \$	Net cost movement \$	Ending cost \$	Variance \$
ASX Listed										
IAG	INSURANCE AUSTRALIA GROUP LIMITED FPO	-	25,399.31	-23,180.77	-	-	-2,218.54	-	-	-
ILU	ILUKA RESOURCES LIMITED FPO	24,793.28	-	-22,230.50	-	-11,179.29	8,616.51	-24,793.28	-	-
IVC	INVOCARE LIMITED FPO	10,538.03	-	-	-	-	-	-	10,538.03	-
LLC	LENLEASE GROUP FULLY PAID ORDINARY/UNITS STAPLED SECURITIES	30,266.61	-	-	-	-	-	-	30,266.61	-
MFG	MAGELLAN FINANCIAL GROUP LIMITED FPO	47,840.00	-	-	-	-	-	-	47,840.00	-
MGF	MAGELLAN GLOBAL FUND. ORDINARY UNITS FULLY PAID CLOSED CLASS	-	32,078.00	-	-	40,000.00	-	72,078.00	72,078.00	-
MGFO	MAGELLAN GLOBAL FUND. OPTION EXPIRING 01-MAR-2024 EX AT DISC TO EST NAV	-	-	-	-	-	-	-	-	-
MGG	MAGELLAN GLOBAL TRUST ORDINARY UNITS FULLY PAID	40,000.00	-	-	-	-40,000.00	-	-40,000.00	-	-
MQG	MACQUARIE GROUP LIMITED FPO	33,682.77	-	-	-	-	-	-	33,682.77	-
NAB	NATIONAL AUSTRALIA BANK LIMITED FPO	51,082.79	-	-	-	-	-	-	51,082.79	-
NABHA	NATIONAL AUSTRALIA BANK LIMITED HYBRID 3-BBSW+1.25% PERP SUB EXCH NON-CUM STAP	28,835.50	-	-40,000.00	-	-	11,164.50	-28,835.50	-	-
NABPE	NATIONAL AUSTRALIA BANK LIMITED CAP NOTE 3-BBSW+2.20% 20-09-28 CUM RED T-09-23	30,000.00	-	-	-	-	-	-	30,000.00	-
NCM	NEWCREST MINING LIMITED FPO	39,941.80	-	-	-	-	-	-	39,941.80	-
NEC	NINE ENTERTAINMENT CO. HOLDINGS LIMITED FPO	28,442.68	-	-40,702.80	-	-	12,260.12	-28,442.68	-	-
NSR	NATIONAL STORAGE REIT FULLY PAID ORDINARY/UNITS STAPLED SECURITIES	19,865.61	-	-	-	-	-	-	19,865.61	-
OML	OOH!MEDIA LIMITED FPO	11,760.30	-	-	-	-	-	-	11,760.30	-
ORE	OROCOBRE LIMITED FPO	10,222.63	5,000.00	-	-	-	-	5,000.00	15,222.63	-
ORG	ORIGIN ENERGY LIMITED FPO	20,359.05	-	-22,843.68	-	-	2,484.63	-20,359.05	-	-

158589: Souvlis Family Super Fund

Investment cost movements

01 Jul 2020 to 30 Jun 2021

Investments continued

Asset	Starting cost \$	Purchases \$	Sales \$	Net adj \$	Return of capital \$	Other corporate actions \$	Gross profit/loss on sales \$	Net cost movement \$	Ending cost \$	Variance \$
ASX Listed										
ORI	ORICA LIMITED FPO	-	20,676.73	-	-	-	-	20,676.73	20,676.73	-
OTW	OVER THE WIRE HOLDINGS LIMITED FPO	14,095.12	7,680.00	-	-	-	-	7,680.00	21,775.12	-
QBE	QBE INSURANCE GROUP LIMITED FPO	13,673.33	-	-13,886.46	-	-	213.13	-13,673.33	-	-
QVE	QV EQUITIES LIMITED FPO	20,545.30	-	-	-	-	-	-	20,545.30	-
RIC	RIDLEY CORPORATION LIMITED FPO	7,950.89	-	-	-	-	-	-	7,950.89	-
S32	SOUTH32 LIMITED FPO	-	14,125.45	-	-	-	-	14,125.45	14,125.45	-
SCG	SCENTRE GROUP FULLY PAID ORDINARY/UNITS STAPLED SECURITIES	15,043.44	-	-10,500.96	-	-	-4,542.49	-15,043.45	-	-0.01
SFY	SPDR S&P/ASX 50 FUND	20,140.90	-	-24,327.18	-	-	4,186.28	-20,140.90	-	-
SHL	SONIC HEALTHCARE LIMITED FPO	38,030.50	-	-	-	-	-	-	38,030.50	-
STO	SANTOS LIMITED FPO	19,622.37	-	-	-	-	-	-	19,622.37	-
STW	SPDR S&P/ASX 200 FUND	44,685.97	-	-46,699.00	-	-	2,013.03	-44,685.97	-	-
SUN	SUNCORP GROUP LIMITED FPO	15,712.72	-	-	-	-	-	-	15,712.72	-
TAH	TABCORP HOLDINGS LIMITED FPO	18,544.00	-	-	-	1,183.00	-	1,183.00	19,727.00	-
TAHNC	TABCORP HOLDINGS LIMITED FPO DEFERRED	-	1,183.00	-	-	-1,183.00	-	-	-	-
TGR	TASSAL GROUP LIMITED FPO	12,517.96	-	-	-	-	-	-	12,517.96	-
URW	UNIBAIL-RODAMCO-WESTFIELD CDI 20:1 FOREIGN EXEMPT XPAR	21,412.20	7,390.40	-9,109.80	-	-	-12,302.40	-14,021.80	7,390.40	-
VUK	VIRGIN MONEY UK PLC CDI 1:1 FOREIGN EXEMPT LSE	13,528.96	-	-	-	-	-	-	13,528.96	-
WBC	WESTPAC BANKING CORPORATION FPO	81,102.42	-	-	-	-	-	-	81,102.42	-
WHC	WHITEHAVEN COAL LIMITED FPO	14,368.09	-	-	-	-	-	-	14,368.09	-
WOR	WORLEY LIMITED FPO	12,541.30	-	-	-	-	-	-	12,541.30	-
WPL	WOODSIDE PETROLEUM LTD FPO	45,534.71	20,605.96	-	-	-	-	20,605.96	66,140.67	-
Totals		1,551,945.84	291,432.47	-354,260.27	-51,274.92	-	25,856.60	-88,246.12	1,463,699.73	-0.01
Managed Funds										
DDH0001AU	DDH PREFERRED INCOME	25,550.00	-	-	-	-	-	-	25,550.00	-
FID0008AU	FIDELITY AUSTRALIAN EQUITIES	51,100.00	-	-	-	-	-	-	51,100.00	-
IML0002AU	INVESTORS MUTUAL WS AUSTRALIAN SHARE	51,100.00	-	-	-	-	-	-	51,100.00	-

158589: Souvlis Family Super Fund

Investment cost movements

01 Jul 2020 to 30 Jun 2021

Investments continued

Asset	Starting cost \$	Purchases \$	Sales \$	Net adj \$	Return of capital \$	Other corporate actions \$	Gross profit/loss on sales \$	Net cost movement \$	Ending cost \$	Variance \$
Managed Funds										
MAQ0448AU CHARTER HALL DIRECT OFFICE WHOLESALE	47,588.00	-	-	-	-	-	-	-	47,588.00	-
MGE0001AU MAGELLAN GLOBAL OPEN CLASS	50,000.00	-	-	-	-	-	-	-	50,000.00	-
VAN0002AU VANGUARD AUSTRALIAN SHARES INDEX	63,981.52	-	-	-	-	-	-	-	63,981.52	-
Totals	289,319.52	-	-	-	-	-	-	-	289,319.52	-
Other										
+AJM Altura Mining Limited - Suspended	-	-	-	51,274.92	-	-	-	51,274.92	51,274.92	-
+HEALTHINDUS Health Industry.com.au Pty Ltd TRY	48.00	-	-	-	-	-	-	-	48.00	-
Totals	48.00	-	-	51,274.92	-	-	-	51,274.92	51,322.92	-
Investment totals	1,841,313.36	291,432.47	-354,260.27	-	-	-	25,856.60	-36,971.20	1,804,342.17	-0.01

Other assets and liabilities

Asset or liability	Investment activity											
	Opening balance \$	Purchases & sales \$	Other \$	Income received \$	Interest receipts \$	Internal transfers \$	Expenses \$	Deposits \$	Withdrawals \$	Net cash movement \$	Forex movements \$	Closing balance \$
Cash												
APPLICATION MONEY	-	-71,870.22	-	-	-	71,870.22	-	-	-	-	-	-
DDH GRAHAM BANK OF QLD CMA	75,312.52	134,698.02	-	72,353.90	421.17	-71,870.22	-59,780.20	25,874.00	-	101,696.67	-	177,009.19
Totals	75,312.52	62,827.80	-	72,353.90	421.17	-	-59,780.20	25,874.00	-	101,696.67	-	177,009.19
Receivables and payables												
Income receivable	15,582.41	-	-	-	-	-	-	-	-	-	-	17,072.95
Totals	15,582.41	-	-	-	-	-	-	-	-	-	-	17,072.95
Other assets and liabilities	90,894.93	62,827.80	-	72,353.90	421.17	-	-59,780.20	25,874.00	-	101,696.67	-	194,082.14

158589: Souvlis Family Super Fund

Transaction history

01 Jul 2020 to 30 Jun 2021

Transactions

Asset	Type	Transaction date	Settlement date	Quantity	Net amount \$	Average price \$	Disposal method	Narration	Brokerage \$	GST \$	Broker
Altura Mining Limited - Suspended											
+AJM	Adjustment	1/12/2020	1/12/2020	308,527	51,274.92	0.1662		following administration	-	-	
Altura Mining Limited Options											
+AJMOB	Adjustment	1/12/2020	1/12/2020	88,695	-	-			-	-	
DEXUS INDUSTRIA REIT FULLY PAID ORDINARY/UNITS STAPLED SECURITIES											
ADI	Sell	24/12/2020	30/12/2020	-3,500	-10,085.58	2.8816	Minimise	c/n 818800	122.20	12.22	Burrell
	Buy	29/01/2021	29/01/2021	2,526	7,115.74	2.817		SPP ALLOTMENT	-	-	
ALTURA MINING LIMITED FPO											
AJM	Adjustment	1/12/2020	1/12/2020	-308,527	-51,274.92	0.1662		moved to service asset following administration	-	-	
ALTURA MINING LIMITED OPTION EXPIRING 28-FEB-2022											
AJMOB	Adjustment	1/12/2020	1/12/2020	-88,695	-	-		security suspended moved to service asset	-	-	
AMPOL LIMITED FPO											
ALD	Sell	4/12/2020	8/12/2020	-1,000	-30,063.38	30.0634	Minimise	c/n 817680	324.20	32.42	Burrell
BAPCOR LIMITED FPO											
BAP	Sell	15/10/2020	19/10/2020	-3,000	-24,989.81	8.3299	Minimise	c/n 814461	272.90	27.29	Burrell
BENDIGO AND ADELAIDE BANK LIMITED CNV PREF 6-BBSW+3.20% PERP NON-CUM RED T-11-20											
BENPE	Corp. Action	19/11/2020	19/11/2020	-250	-25,000.00	100.00		Tax Date 30/11/2020. Reinvestment Offer: BENPE resold for A\$100.00 and reinvested in BENPH on a 1 for 1 basis.	-	-	
BENDIGO AND ADELAIDE BANK LIMITED CAP NOTE 3-BBSW+3.80% PERP NON-CUM RED T-06-27											

158589: Souvlis Family Super Fund

Transaction history

01 Jul 2020 to 30 Jun 2021

Transactions continued

Asset	Type	Transaction date	Settlement date	Quantity	Net amount \$	Average price \$	Disposal method	Narration	Brokerage \$	GST \$	Broker
BENPH	Corp. Action	30/11/2020	30/11/2020	250	25,000.00	100.00		Tax Date 30/11/2020. Listing of BENPH: code change from BENPH_N to BENPH	-	-	
BENDIGO AND ADELAIDE BANK CAPITAL NOTES BENPH DEFERRED											
BENPH_N	Corp. Action	19/11/2020	19/11/2020	250	25,000.00	100.00		Tax Date 30/11/2020. Reinvestment Offer: BENPE resold for A\$100.00 and reinvested in BENPH on a 1 for 1 basis.	-	-	
	Corp. Action	30/11/2020	30/11/2020	-250	-25,000.00	100.00		Tax Date 30/11/2020. Listing of BENPH: code change from BENPH_N to BENPH	-	-	
BORAL LIMITED. FPO											
BLD	Buy	25/08/2020	27/08/2020	2,500	9,707.00	3.8828		c/n 811882	120.00	12.00	Burrell
BANK OF QUEENSLAND LIMITED. FPO											
BOQ	Corp. Action	18/03/2021	18/03/2021	2,452	18,022.20	7.35		Accelerated Non-Renounceable Rights Issue: Allotment of new shares from BOQAC to BOQ.	-	-	
BANK OF QUEENSLAND LIMITED. UNQUOTED ENTITLEMENT (INTERMEDIATE) SECURITY											
BOQAB	Corp. Action	23/02/2021	23/02/2021	1,816	-	-		Accelerated Non-Renounceable Rights Issue: 100 BOQAB for every 334 BOQ shares held. BOQAB can be exercised to receive BOQ at A\$7.35 per new share.	-	-	
	Buy	4/03/2021	4/03/2021	636	-	-		Oversubscription to rights	-	-	
	Entitlement	4/03/2021	4/03/2021	-636	-	-		Take Up Rights	-	-	
	Entitlement	4/03/2021	4/03/2021	-1,816	-	-		Take Up Rights	-	-	

158589: Souvlis Family Super Fund

Transaction history

01 Jul 2020 to 30 Jun 2021

Transactions continued

Asset	Type	Transaction date	Settlement date	Quantity	Net amount \$	Average price \$	Disposal method	Narration	Brokerage \$	GST \$	Broker
BANK OF QUEENSLAND LIMITED. FPO DEFERRED											
BOQAC	Entitlement	4/03/2021	4/03/2021	1,816	13,347.60	7.35		Take Up Rights	-	-	
	Entitlement	4/03/2021	4/03/2021	636	4,674.60	7.35		Take Up Rights	-	-	
	Corp. Action	18/03/2021	18/03/2021	-2,452	-18,022.20	7.35		Accelerated Non-Renounceable Rights Issue: Allotment of new shares from BOQAC to BOQ.	-	-	
BANK OF QUEENSLAND LIMITED. CAP NOTE 3-BBSW+3.80% PERP NON-CUM RED T-05-27											
BOQPF	Corp. Action	30/11/2020	30/11/2020	250	25,000.00	100.00		Tax Date 30/11/2020. Code change from BOQZZ to BOQPF	-	-	
	Sell	20/04/2021	22/04/2021	-250	-25,790.90	103.1636	Minimise	c/n 826011	281.00	28.10	Burrell
BANK OF QUEENSLAND LIMITED. PUBLIC OFFER - CAPITAL NOTE 2											
BOQZZ	Buy	24/11/2020	27/11/2020	250	25,000.00	100.00		c/n 816804	-	-	Burrell
	Corp. Action	30/11/2020	30/11/2020	-250	-25,000.00	100.00		Tax Date 30/11/2020. Code change from BOQZZ to BOQPF	-	-	
BRAMBLES LIMITED FPO											
BXB	Buy	16/03/2021	18/03/2021	1,500	15,399.31	10.2662		c/n 824028	172.10	17.21	Burrell
CARSALES.COM LIMITED. FPO											
CAR	Corp. Action	15/06/2021	15/06/2021	144	2,448.00	17.00		Accelerated Renounceable Rights Issue: Allotment of new shares from CARN to CAR.	-	-	
CARSALES.COM LIMITED. FPO DEFERRED											
CARN	Entitlement	28/05/2021	28/05/2021	144	2,448.00	17.00		Take Up Rights	-	-	
	Corp. Action	15/06/2021	15/06/2021	-144	-2,448.00	17.00		Accelerated Renounceable Rights Issue: Allotment of new shares from CARN to CAR.	-	-	

158589: Souvlis Family Super Fund

Transaction history

01 Jul 2020 to 30 Jun 2021

Transactions continued

Asset	Type	Transaction date	Settlement date	Quantity	Net amount \$	Average price \$	Disposal method	Narration	Brokerage \$	GST \$	Broker
CARSALES.COM LIMITED. RIGHTS - APPLICATIONS CLOSE 02-JUN-2021 DEFERRED											
CARR	Corp. Action	17/05/2021	17/05/2021	144	-	-		Rights Issue of 100 'CARR' for each/every 699 'CAR'	-	-	
	Entitlement	28/05/2021	28/05/2021	-144	-	-		Take Up Rights	-	-	
CHALLENGER LIMITED FPO											
CGF	Buy	30/07/2020	30/07/2020	2,314	9,996.48	4.32		SPP Allotment	-	-	
	Sell	25/06/2021	29/06/2021	-1,845	-9,849.45	5.3385	Minimise	c/n 830690	120.00	12.00	Burrell
CHALLENGER LIMITED CNV PREF 3-BBSW+3.40% PERP SUB NON-CUM RED T-05-22											
CGFPA	Corp. Action	5/11/2020	5/11/2020	-300	-30,000.00	100.00		Tax Date 25/11/2020. Reinvestment Offer: CGFPA resold for A\$100.00 and reinvested in CGFPC on a 1 for 1 basis.	-	-	
CHALLENGER LIMITED CAP NOTE 3-BBSW+4.60% PERP NON-CUM RED T-05-26											
CGFPC	Corp. Action	25/11/2020	25/11/2020	300	30,000.00	100.00		Tax Date 25/11/2020. Listing of CGFPC: Code Change from CGFPC_N to CGFPC.	-	-	
CGF CAPITAL NOTES 3 DEFERRED											
CGFPC_N	Corp. Action	5/11/2020	5/11/2020	300	30,000.00	100.00		Tax Date 25/11/2020. Reinvestment Offer: CGFPA resold for A\$100.00 and reinvested in CGFPC on a 1 for 1 basis.	-	-	
	Corp. Action	25/11/2020	25/11/2020	-300	-30,000.00	100.00		Tax Date 25/11/2020. Listing of CGFPC: Code Change from CGFPC_N to CGFPC.	-	-	
CIMIC GROUP LIMITED FPO											

158589: Souvlis Family Super Fund

Transaction history

01 Jul 2020 to 30 Jun 2021

Transactions continued

Asset	Type	Transaction date	Settlement date	Quantity	Net amount \$	Average price \$	Disposal method	Narration	Brokerage \$	GST \$	Broker
CIM	Buy	10/02/2021	12/02/2021	200	4,386.00	21.93		c/n 821493	60.00	6.00	Burrell
CENTURIA OFFICE REIT ORDINARY UNITS FULLY PAID											
COF	Buy	14/10/2020	16/10/2020	10,000	21,253.00	2.1253		c/n 814305	230.00	23.00	Burrell
CSL LIMITED FPO											
CSL	Buy	4/09/2020	8/09/2020	100	28,308.77	283.0877		c/n 812559	299.79	29.98	Burrell
DETERRA ROYALTIES LIMITED FPO											
DRR	Corp. Action	23/10/2020	23/10/2020	3,000	11,179.29	3.7264		DEMERGER OF DETERRA ROYALTIES LIMITED (DRR) FROM ILUKA RESOURCES LIMITED (ILU) ON THE BASIS OF 1 DRR SHARE FOR EACH ILU SHARE HELD.	-	-	
DEXUS FULLY PAID UNITS STAPLED SECURITIES											
DXS	Buy	4/05/2021	6/05/2021	1,500	15,657.12	10.4381		c/n 827042	174.65	17.47	Burrell
INSURANCE AUSTRALIA GROUP LIMITED FPO											
IAG	Buy	11/08/2020	13/08/2020	3,000	15,399.31	5.1331		c/n 811175	172.10	17.21	Burrell
	Buy	31/12/2020	31/12/2020	2,013	10,000.00	4.9677		SPP Allotment	-	-	
	Sell	16/03/2021	18/03/2021	-5,013	-23,180.77	4.6241	Minimise	c/n 824027	254.61	25.46	Burrell
ILUKA RESOURCES LIMITED FPO											
ILU	Corp. Action	23/10/2020	23/10/2020	-	-11,179.29	-		DEMERGER OF DETERRA ROYALTIES LIMITED (DRR) FROM ILUKA RESOURCES LIMITED (ILU) ON THE BASIS OF 1 DRR SHARE FOR EACH ILU SHARE HELD.	-	-	
	Sell	23/02/2021	25/02/2021	-3,000	-22,230.50	7.4102	Minimise	c/n 822332	245.00	24.50	Burrell
MAGELLAN GLOBAL FUND. ORDINARY UNITS FULLY PAID CLOSED CLASS											

158589: Souvlis Family Super Fund

Transaction history

01 Jul 2020 to 30 Jun 2021

Transactions continued

Asset	Type	Transaction date	Settlement date	Quantity	Net amount \$	Average price \$	Disposal method	Narration	Brokerage \$	GST \$	Broker
MGF	Corp. Action	30/11/2020	30/11/2020	27,774	40,000.00	1.4402		Tax Date 8/12/2020. MAGELLAN GLOBAL TRUST ORDINARY UNITS FULLY PAID (MGG) RESTRUCTURE AND SIMPLIFICATION INTO MAGELLAN GLOBAL FUND. ORDINARY UNITS FULLY PAID CLOSED CLASS (MGF) ON A 1 FOR 1 BASIS.	-	-	
	Buy	1/03/2021	1/03/2021	12,368	20,000.00	1.6171		Magellan Partnership Offer	-	-	
	Buy	2/03/2021	2/03/2021	7,469	12,078.00	1.6171		Magellan Partnership Offer	-	-	
MAGELLAN GLOBAL FUND. OPTION EXPIRING 01-MAR-2024 EX AT DISC TO EST NAV											
MGFO	Corp. Action	25/02/2021	25/02/2021	13,887	-	-		Bonus issue of options: 1 MGFO for every 2 MGF held	-	-	
	Buy	1/03/2021	1/03/2021	12,368	-	-		Part of Partnership Offer	-	-	
	Buy	2/03/2021	2/03/2021	7,469	-	-		Part of Partnership Offer	-	-	
MAGELLAN GLOBAL TRUST ORDINARY UNITS FULLY PAID											
MGG	Corp. Action	30/11/2020	30/11/2020	-27,774	-40,000.00	1.4402		Tax Date 8/12/2020. MAGELLAN GLOBAL TRUST ORDINARY UNITS FULLY PAID (MGG) RESTRUCTURE AND SIMPLIFICATION INTO MAGELLAN GLOBAL FUND. ORDINARY UNITS FULLY PAID CLOSED CLASS (MGF) ON A 1 FOR 1 BASIS.	-	-	
NATIONAL AUSTRALIA BANK LIMITED HYBRID 3-BBSW+1.25% PERP SUB EXCH NON-CUM STAP											
NABHA	Sell	28/01/2021	15/02/2021	-400	-40,000.00	100.00	Minimise	Final redemption: A\$100 for each NABHA unit held.	-	-	

158589: Souvlis Family Super Fund

Transaction history

01 Jul 2020 to 30 Jun 2021

Transactions continued

Asset	Type	Transaction date	Settlement date	Quantity	Net amount \$	Average price \$	Disposal method	Narration	Brokerage \$	GST \$	Broker
NINE ENTERTAINMENT CO. HOLDINGS LIMITED FPO											
NEC	Sell	14/10/2020	16/10/2020	-10,000	-19,758.00	1.9758	Minimise	c/n 814240	220.00	22.00	Burrell
	Sell	26/10/2020	28/10/2020	-10,000	-20,944.80	2.0945	Minimise	c/n 815008	232.00	23.20	Burrell
NATIONAL STORAGE REIT UNQUOTED ENTITLEMENT (INTERMEDIATE) SECURITY											
NSRAM	Corp. Action	9/06/2021	9/06/2021	2,074	-	-		Accelerated Non-Renounceable Rights Issue: 100 NSRAM for every 627 NSR stapled securities held. NSRAM can be exercised to receive NSR at A\$2.00 per new stapled security.	-	-	
	Corp. Action	25/06/2021	25/06/2021	-2,074	-	-		Rights Lapsing	-	-	
OROCOBRE LIMITED FPO											
ORE	Buy	1/10/2020	1/10/2020	1,984	5,000.00	2.5202		SPP	-	-	
ORIGIN ENERGY LIMITED FPO											
ORG	Sell	17/08/2020	19/08/2020	-4,000	-22,843.68	5.7109	Minimise	c/n 811469	251.20	25.12	Burrell
ORICA LIMITED FPO											
ORI	Buy	4/05/2021	6/05/2021	1,500	20,676.73	13.7845		c/n 827043	224.30	22.43	Burrell
OVER THE WIRE HOLDINGS LIMITED FPO											
OTW	Buy	2/11/2020	2/11/2020	1,920	7,680.00	4.00		SPP Allotment	-	-	
QBE INSURANCE GROUP LIMITED FPO											
QBE	Sell	14/05/2021	18/05/2021	-1,333	-13,886.46	10.4174	Minimise	c/n 827767	160.63	16.06	Burrell
SOUTH32 LIMITED FPO											
S32	Buy	18/06/2021	22/06/2021	5,000	14,125.45	2.8251		c/n 830063	159.50	15.95	Burrell
SCENTRE GROUP FULLY PAID ORDINARY/UNITS STAPLED SECURITIES											

158589: Souvlis Family Super Fund

Transaction history

01 Jul 2020 to 30 Jun 2021

Transactions continued

Asset	Type	Transaction date	Settlement date	Quantity	Net amount \$	Average price \$	Disposal method	Narration	Brokerage \$	GST \$	Broker
SCG	Sell	25/06/2021	29/06/2021	-3,800	-10,500.96	2.7634	Minimise	c/n 830688	126.40	12.64	Burrell
SPDR S&P/ASX 50 FUND											
SFY	Sell	9/03/2021	11/03/2021	-400	-24,327.18	60.818	Minimise	c/n 823423	266.20	26.62	Burrell
SPDR S&P/ASX 200 FUND											
STW	Sell	22/07/2020	24/07/2020	-330	-18,460.33	55.9404	Minimise	c/n 810292	206.88	20.69	Burrell
	Sell	25/08/2020	27/08/2020	-500	-28,238.67	56.4773	Minimise	c/n 811883	305.75	30.58	Burrell
TABCORP HOLDINGS LIMITED FPO											
TAH	Corp. Action	22/09/2020	22/09/2020	364	1,183.00	3.25		Accelerated Renounceable Rights Issue: Allotment of new shares from TAHNC to TAH.	-	-	
TABCORP HOLDINGS LIMITED FPO DEFERRED											
TAHNC	Entitlement	4/09/2020	4/09/2020	364	1,183.00	3.25		Take Up Rights	-	-	
	Corp. Action	22/09/2020	22/09/2020	-364	-1,183.00	3.25		Accelerated Renounceable Rights Issue: Allotment of new shares from TAHNC to TAH.	-	-	
TABCORP HOLDINGS LIMITED RIGHTS - APPLICATIONS CLOSE 10-SEP-2020 DEFERRED											
TAHRA	Corp. Action	24/08/2020	24/08/2020	364	-	-		Accelerated Renounceable Rights Issue: 1 TAHRA for every 11 TAH held. TAHRA can be exercised to receive TAH at A\$3.25 per new share.	-	-	
	Entitlement	4/09/2020	4/09/2020	-364	-	-		Take Up Rights	-	-	
UNIBAIL-RODAMCO-WESTFIELD CDI 20:1 FOREIGN EXEMPT XPAR											
URW	Buy	17/11/2020	19/11/2020	1,540	7,390.40	4.799		c/n 816329	140.40	12.00	Burrell
	Sell	25/06/2021	29/06/2021	-1,460	-9,109.80	6.2396	Minimise	c/n 830691	120.00	12.00	Burrell

158589: Souvlis Family Super Fund

Transaction history

01 Jul 2020 to 30 Jun 2021

Transactions continued

Asset	Type	Transaction date	Settlement date	Quantity	Net amount \$	Average price \$	Disposal method	Narration	Brokerage \$	GST \$	Broker
WOODSIDE PETROLEUM LTD FPO											
WPL	Buy	17/08/2020	19/08/2020	1,000	20,605.96	20.606		c/n 811470	223.60	22.36	Burrell

Summary of transactions

	Net amount \$	Brokerage \$	GST \$	GST claimable \$	Unsettled as at 30 Jun 2021 \$
Acquisitions	291,432.47	1,976.44	195.61	-	-
Disposals	-354,260.27	3,508.97	350.90	-	-
Adjustments	-				
Corporate actions	-				
		5,485.41	546.51	-	-
Turnover	291,432.47				
Average portfolio value from 01/07/20 to 30/06/21	2,301,868.55				
% Turnover	12.66%				

Turnover: The lesser of Acquisitions or Disposals

% Turnover: Turnover divided by the Average portfolio value

158589: Souvlis Family Super Fund

Cash transactions

01 Jul 2020 to 30 Jun 2021

APPLICATION MONEY

Date	Transaction	Narration	Withdrawal \$	Deposit \$	Balance \$
01/07/2020	Opening Balance				-
17/07/2020	Internal Transfer In	CGF SPP Stock Application	-	10,000.00	10,000.00
30/07/2020	Stock Purchase	CGF SPP Allocation	-9,996.48	-	3.52
03/08/2020	Internal Transfer Out	CGF SPP Refund	-3.52	-	-
18/09/2020	Internal Transfer In	ORE SPP Application	-	5,000.00	5,000.00
01/10/2020	Stock Purchase	ORE SPP Stock Allocation.	-5,000.00	-	-
20/10/2020	Internal Transfer In	OTW SPP APPLICATION	-	30,000.00	30,000.00
02/11/2020	Internal Transfer Out	OTW SPP refund	-22,320.00	-	7,680.00
02/11/2020	Stock Purchase	OTW SPP allocation	-7,680.00	-	-
16/12/2020	Internal Transfer In	IAG SPP APPLICATION	-	10,000.00	10,000.00
24/12/2020	Internal Transfer In	ADI SPP APPLICATION	-	10,000.00	20,000.00
31/12/2020	Stock Purchase	IAG SPP Allocation	-10,000.00	-	10,000.00
29/01/2021	Stock Purchase	ADI SPP Allocation	-7,115.74	-	2,884.26
01/02/2021	Internal Transfer Out	ADI SPP Refund Received	-2,884.26	-	-
18/02/2021	Internal Transfer In	Partnership offer for MGF	-	12,078.00	12,078.00
19/02/2021	Internal Transfer In	MGE0001AU OFFER APPLICATION	-	20,000.00	32,078.00
01/03/2021	Stock Purchase	Magellan Partnership Offer Allocation	-20,000.00	-	12,078.00
02/03/2021	Stock Purchase	Magellan Partnership Offer Allocation	-12,078.00	-	-

	Opening balance \$	Withdrawals \$	Deposits \$	Closing balance \$
APPLICATION MONEY summary	-	-97,078.00	97,078.00	-

DDH GRAHAM BANK OF QLD CMA

Date	Transaction	Narration	Withdrawal \$	Deposit \$	Balance \$
01/07/2020	Opening Balance				75,312.52
03/07/2020	Income	NAB INTERIM DIV DV211/011 THE SOUVLIS FAMILY SUPER	-	510.00	75,822.52

158589: Souvlis Family Super Fund

Cash transactions

01 Jul 2020 to 30 Jun 2021

DDH GRAHAM BANK OF QLD CMA continued

Date	Transaction	Narration	Withdrawal \$	Deposit \$	Balance \$
03/07/2020	Income	MQG Dividend S00100312 THE SOUVLIS FAMILY SUPERANN	-	945.00	76,767.52
06/07/2020	Insurance Premium	Asteron Life 02082720/ MR & MRS SOUVLIS FAMILY SF	-10,751.29	-	66,016.23
08/07/2020	Income	Gryphon Capital S00100312 THE SOUVLIS FAMILY SUPER	-	268.00	66,284.23
08/07/2020	Income	Vanguard Dist V433 Souvlis Family Superannuation F	-	196.86	66,481.09
10/07/2020	Income	STW DST 001242255 THE SOUVLIS FAMILY SUPERANNUATIO	-	91.02	66,572.11
10/07/2020	Income	SFY DST 001242276 THE SOUVLIS FAMILY SUPERANNUATIO	-	154.08	66,726.19
10/07/2020	Income	RBC IST Distr aubqD83G0 SOUVLIS FAMILY SUPER FUND	-	2,009.38	68,735.57
14/07/2020	Income	MAGELLAN MAGELLANO THE SOUVLIS FAMILY SUPERANNUATI	-	6,217.06	74,952.63
16/07/2020	Income	FIL RESPONSIBLE FIL000348 THE SOUVLIS FAMILY SUPER	-	2,864.15	77,816.78
17/07/2020	Internal Transfer Out	Bpay CGF SPP	-10,000.00	-	67,816.78
17/07/2020	Income	CHDOF WHL DIST 000925791 THE SOUVLIS FAMILY SUPER	-	851.78	68,668.56
20/07/2020	Income	MONEY MARKET - O DDH PIF J C P & T SOUVLIS ATF THE	-	173.13	68,841.69
24/07/2020	Stock Sell	810292 SOLD 330 STW @ 56.6300	-	18,460.33	87,302.02
28/07/2020	Income	MAGELLAN GLOBALT S00100312 SOUVLIS FAMILY SUPER FU	-	955.43	88,257.45
31/07/2020	Interest Receipt	Interest 01/07/20 to 31/07/20	-	31.95	88,289.40
03/08/2020	Portfolio Fee	JNL102746 PREMIUM PORTFOLIO FE	-576.15	-	87,713.25
03/08/2020	Advice Fee	JNL102746 ADVISOR SERVICE FEES	-1,018.83	-	86,694.42
03/08/2020	Internal Transfer In	CHALLENGER LTD REF20/008 THE SOUVLIS FAMILY SUPERA	-	3.52	86,697.94

158589: Souvlis Family Super Fund

Cash transactions

01 Jul 2020 to 30 Jun 2021

DDH GRAHAM BANK OF QLD CMA continued

Date	Transaction	Narration	Withdrawal \$	Deposit \$	Balance \$
10/08/2020	Income	Gryphon Capital S00100312 THE SOUVLIS FAMILY SUPER	-	288.00	86,985.94
13/08/2020	Stock Purchase	811175 BGHT 3000 IAG @ 5.0700	-15,399.31	-	71,586.63
17/08/2020	Income	NABHA AUG HA211/000 THE SOUVLIS FAMILY SUPERANNUAT	-	135.89	71,722.52
19/08/2020	Stock Purchase	811470 BGHT 1000 WPL @ 20.3600	-20,605.96	-	51,116.56
19/08/2020	Stock Sell	811469 SOLD 4000 ORG @ 5.7800	-	22,843.68	73,960.24
21/08/2020	Income	ADI DST 001242733 THE SOUVLIS FAMILY SUPERANNUATIO	-	626.95	74,587.19
25/08/2020	Income	CHALLENGER LTD AUG20/008 THE SOUVLIS FAMILY SUPERA	-	186.00	74,773.19
26/08/2020	Income	MAGELLAN FIN GRP S00100312 THE SOUVLIS FAMILY SUPE	-	1,216.00	75,989.19
26/08/2020	Income	MAGELLAN FIN GRP S00100312 THE SOUVLIS FAMILY SUPE	-	3,664.00	79,653.19
27/08/2020	Stock Purchase	811882 BGHT 2500 BLD @ 3.8300	-9,707.00	-	69,946.19
27/08/2020	Stock Sell	811883 SOLD 500 STW @ 57.1500	-	28,238.67	98,184.86
28/08/2020	Income	DXS DST 001242759 THE SOUVLIS FAMILY SUPERANNUATIO	-	233.00	98,417.86
31/08/2020	Interest Receipt	Interest 01/08/20 to 31/08/20	-	35.16	98,453.02
01/09/2020	Portfolio Fee	JNL102919 PREMIUM PORTFOLIO FE	-582.85	-	97,870.17
01/09/2020	Advice Fee	JNL102919 ADVISOR SERVICE FEES	-1,029.86	-	96,840.31
04/09/2020	Stock Purchase	Bpay TAH Rights	-1,183.00	-	95,657.31
07/09/2020	Income	NATIONAL STORAGE SEP20/008 THE SOUVLIS FAMILY SUPE	-	442.00	96,099.31
08/09/2020	Stock Purchase	812559 BGHT 100 CSL @ 279.7900	-28,308.77	-	67,790.54
08/09/2020	Income	Gryphon Capital S00100312 THE SOUVLIS FAMILY SUPER	-	288.00	68,078.54
11/09/2020	Income	BAP DIVIDEND 20SEP/008 THE SOUVLIS FAMILY SUPERANN	-	285.00	68,363.54
14/09/2020	Income	CWN INTEREST 20SEP/008 THE SOUVLIS FAMILY SUPERANN	-	510.00	68,873.54

158589: Souvlis Family Super Fund

Cash transactions

01 Jul 2020 to 30 Jun 2021

DDH GRAHAM BANK OF QLD CMA continued

Date	Transaction	Narration	Withdrawal \$	Deposit \$	Balance \$
15/09/2020	Income	LLC DIST FIN20/008 THE SOUVLIS FAMILY SUPERANNUATI	-	90.04	68,963.58
15/09/2020	Income	PERLS VII DST 001251917 THE SOUVLIS FAMILY SUPERAN	-	102.34	69,065.92
15/09/2020	Income	PERLS X DST 001252032 THE SOUVLIS FAMILY SUPERANNU	-	123.50	69,189.42
18/09/2020	Internal Transfer Out	Bpay ORE SPP	-5,000.00	-	64,189.42
18/09/2020	Income	QVE FNL DIV 001249682 THE SOUVLIS FAMILY SUPERANNU	-	440.00	64,629.42
18/09/2020	Income	WOODSIDE INT20/006 THE SOUVLIS FAMILY SUPERANNUATI	-	906.18	65,535.60
21/09/2020	Income	NABPE SEP PE211/008 THE SOUVLIS FAMILY SUPERANNUAT	-	172.38	65,707.98
22/09/2020	Income	SONIC HEALTHCARE FIN20/008 THE SOUVLIS FAMILY SUPE	-	953.70	66,661.68
22/09/2020	Income	BHP GROUP DIV AF382/011 THE SOUVLIS FAMILY SUPERAN	-	977.91	67,639.59
23/09/2020	Income	AMCOR PLC DIV SEPT2/008 THE SOUVLIS FAMILY SUPERAN	-	240.00	67,879.59
24/09/2020	Income	CAP NOTES 2 DIST C2S20/005 THE SOUVLIS FAMILY SUPE	-	341.83	68,221.42
24/09/2020	Income	SANTOS LIMITED S00100312 THE SOUVLIS FAMILY SUPERA	-	180.66	68,402.08
25/09/2020	Income	QBE DIVIDEND 20FPA/008 THE SOUVLIS FAMILY SUPERANN	-	53.32	68,455.40
25/09/2020	Income	NCM DIV 001249645 THE SOUVLIS FAMILY SUPERANNUATIO	-	461.03	68,916.43
29/09/2020	Income	TASSAL GROUP LTD SEP20/008 THE SOUVLIS FAMILY SUPE	-	270.00	69,186.43
30/09/2020	Income	WOR DIVIDEND FIN20/008 THE SOUVLIS FAMILY SUPERANN	-	250.00	69,436.43

158589: Souvlis Family Super Fund

Cash transactions

01 Jul 2020 to 30 Jun 2021

DDH GRAHAM BANK OF QLD CMA continued

Date	Transaction	Narration	Withdrawal \$	Deposit \$	Balance \$
30/09/2020	Income	ANZ DIVIDEND A069/0073 THE SOUVLIS FAMILY SUPERANN	-	550.00	69,986.43
30/09/2020	Income	CBA FNL DIV 001249479 THE SOUVLIS FAMILY SUPERANNU	-	323.40	70,309.83
30/09/2020	Interest Receipt	Interest 01/09/20 to 30/09/20	-	30.70	70,340.53
02/10/2020	Portfolio Fee	JNL103120 PREMIUM PORTFOLIO FE	-573.69	-	69,766.84
02/10/2020	Advice Fee	JNL103120 ADVISOR SERVICE FEES	-1,017.13	-	68,749.71
02/10/2020	Income	AMPOL LTD S00100312 THE SOUVLIS FAMILY SUPERANNUAT	-	250.00	68,999.71
05/10/2020	Income	IVC ITM DIV 001249705 THE SOUVLIS FAMILY SUPERANNU	-	55.00	69,054.71
07/10/2020	Income	CAR DIVIDEND OCT20/008 THE SOUVLIS FAMILY SUPERANN	-	250.00	69,304.71
07/10/2020	Income	Vanguard Dist V433 Souvlis Family Superannuation F	-	724.44	70,029.15
09/10/2020	Income	CSL LTD DIVIDEND FAU20/010 THE SOUVLIS FAMILY SUPE	-	146.96	70,176.11
09/10/2020	Income	Gryphon Capital S00100312 THE SOUVLIS FAMILY SUPER	-	284.00	70,460.11
12/10/2020	Income	SFY DST 001252829 THE SOUVLIS FAMILY SUPERANNUATIO	-	160.73	70,620.84
13/10/2020	Income	MONEY MARKET - O DDH PIF S C P & T SOUVLIS ATF THE	-	175.07	70,795.91
15/10/2020	Income	OTW FNL DIV 001252447 THE SOUVLIS FAMILY SUPERANNU	-	67.50	70,863.41
15/10/2020	Income	CHDOF WHL DIST 000925791 THE SOUVLIS FAMILY SUPER	-	850.63	71,714.04
16/10/2020	Stock Purchase	814305 BGHT 10000 COF @ 2.1000	-21,253.00	-	50,461.04
16/10/2020	Stock Sell	814240 SOLD 10000 NEC @ 2.0000	-	19,758.00	70,219.04
19/10/2020	Stock Sell	814461 SOLD 3000 BAP @ 8.4300	-	24,989.81	95,208.85
20/10/2020	Internal Transfer Out	Bpay OTW SPP	-30,000.00	-	65,208.85

158589: Souvlis Family Super Fund

Cash transactions

01 Jul 2020 to 30 Jun 2021

DDH GRAHAM BANK OF QLD CMA continued

Date	Transaction	Narration	Withdrawal \$	Deposit \$	Balance \$
20/10/2020	Income	NEC FNL DIV 001252676 THE SOUVLIS FAMILY SUPERANNU	-	400.00	65,608.85
21/10/2020	Income	SUN FINAL DIV 001250987 THE SOUVLIS FAMILY SUPERAN	-	200.00	65,808.85
22/10/2020	Superfund Contribution	SuperChoice P/L PC191020- DDH Money Market Account	-	2,301.88	68,110.73
28/10/2020	Stock Sell	815008 SOLD 10000 NEC @ 2.1200	-	20,944.80	89,055.53
31/10/2020	Interest Receipt	Interest 01/10/20 to 31/10/20	-	30.86	89,086.39
02/11/2020	Portfolio Fee	JNL103313 PREMIUM PORTFOLIO FE	-587.42	-	88,498.97
02/11/2020	Advice Fee	JNL103313 ADVISOR SERVICE FEES	-1,041.25	-	87,457.72
02/11/2020	Internal Transfer In	OTW REFUND 001253112 THE SOUVLIS FAMILY SUPERANNUA	-	22,320.00	109,777.72
06/11/2020	Income	ADI DST 001253071 THE SOUVLIS FAMILY SUPERANNUATIO	-	649.60	110,427.32
09/11/2020	Income	Gryphon Capital S00100312 THE SOUVLIS FAMILY SUPER	-	296.00	110,723.32
10/11/2020	Insurance Premium	CLEARVIEWLIFEINV 516852942 THE SOUVLIS FAMILY SUPE	-12,434.85	-	98,288.47
13/11/2020	Income	FIL RESPONSIBLE FIL000357 THE SOUVLIS FAMILY SUPER	-	455.05	98,743.52
16/11/2020	Income	NABHA NOV HA212/000 THE SOUVLIS FAMILY SUPERANNUAT	-	136.10	98,879.62
19/11/2020	Stock Purchase	816329 BGHT 1540 URW @ 4.7000	-7,390.40	-	91,489.22
19/11/2020	Income	MAGELLAN MAGELLANO THE SOUVLIS FAMILY SUPERANNUATI	-	2,889.46	94,378.68
19/11/2020	Income	MAGELLAN GLOBALT S00100312 SOUVLIS FAMILY SUPER FU	-	994.31	95,372.99
25/11/2020	Income	CHALLENGER LTD NOV20/008 THE SOUVLIS FAMILY SUPERA	-	186.00	95,558.99
25/11/2020	Income	BOQ DIV 001253244 THE SOUVLIS FAMILY SUPERANNUATIO	-	727.68	96,286.67
27/11/2020	Stock Purchase	816804 BGHT 250 BOQZZ @ 100.00	-25,000.00	-	71,286.67

158589: Souvlis Family Super Fund

Cash transactions

01 Jul 2020 to 30 Jun 2021

DDH GRAHAM BANK OF QLD CMA continued

Date	Transaction	Narration	Withdrawal \$	Deposit \$	Balance \$
30/11/2020	Income	Bendigo S00100312 THE SOUVLIS FAMILY SUPERANNUATIO	-	293.20	71,579.87
30/11/2020	Interest Receipt	Interest 01/11/20 to 30/11/20	-	29.15	71,609.02
01/12/2020	Portfolio Fee	JNL103526 PREMIUM PORTFOLIO FE	-609.22	-	70,999.80
01/12/2020	Advice Fee	JNL103526 ADVISOR SERVICE FEES	-1,070.44	-	69,929.36
04/12/2020	Income	QVE DIV 001254315 THE SOUVLIS FAMILY SUPERANNUATIO	-	220.00	70,149.36
08/12/2020	Stock Sell	817680 SOLD 1000 ALD @ 30.4200	-	30,063.38	100,212.74
08/12/2020	Income	Gryphon Capital S00100312 THE SOUVLIS FAMILY SUPER	-	284.00	100,496.74
10/12/2020	Income	NAB FINAL DIV DV212/006 THE SOUVLIS FAMILY SUPERAN	-	652.50	101,149.24
14/12/2020	Income	CWN INTEREST 20DEC/008 THE SOUVLIS FAMILY SUPERANN	-	510.00	101,659.24
15/12/2020	Income	AMCOR PLC DIV DEC20/008 THE SOUVLIS FAMILY SUPERAN	-	248.25	101,907.49
15/12/2020	Income	PERLS VII DST 001254687 THE SOUVLIS FAMILY SUPERAN	-	100.98	102,008.47
15/12/2020	Income	PERLS X DST 001254738 THE SOUVLIS FAMILY SUPERANNU	-	121.92	102,130.39
16/12/2020	Internal Transfer Out	BPAY IAG SPP	-10,000.00	-	92,130.39
16/12/2020	Income	ANZ DIVIDEND A070/0072 THE SOUVLIS FAMILY SUPERANN	-	770.00	92,900.39
18/12/2020	Income	WBC DIVIDEND 001254191 THE SOUVLIS FAMILY SUPERANN	-	942.40	93,842.79
21/12/2020	Income	NABPE DEC PE212/008 THE SOUVLIS FAMILY SUPERANNUAT	-	171.27	94,014.06
22/12/2020	Income	MQG ITM DIV 001254434 THE SOUVLIS FAMILY SUPERANNU	-	708.75	94,722.81
24/12/2020	Internal Transfer Out	BPAY ADI SPP	-10,000.00	-	84,722.81
30/12/2020	Stock Sell	818800 SOLD 3500 ADI @ 2.9200	-	10,085.58	94,808.39
31/12/2020	Interest Receipt	Interest 01/12/20 to 31/12/20	-	26.36	94,834.75

158589: Souvlis Family Super Fund

Cash transactions

01 Jul 2020 to 30 Jun 2021

DDH GRAHAM BANK OF QLD CMA continued

Date	Transaction	Narration	Withdrawal \$	Deposit \$	Balance \$
04/01/2021	Portfolio Fee	JNL103738 PREMIUM PORTFOLIO FE	-611.14	-	94,223.61
04/01/2021	Advice Fee	JNL103738 ADVISOR SERVICE FEES	-1,077.09	-	93,146.52
07/01/2021	Income	INVESTORS MUTUAL Distribut SOUVLIS FAMILY SUPER FU	-	470.06	93,616.58
11/01/2021	Income	Gryphon Capital S00100312 THE SOUVLIS FAMILY SUPER	-	288.00	93,904.58
12/01/2021	Income	Dr Christopher & 123251 Dr Christopher & Mrs Tina	-	670.22	94,574.80
13/01/2021	Income	SFY DST 001254964 THE SOUVLIS FAMILY SUPERANNUATIO	-	142.84	94,717.64
15/01/2021	Income	CHDOF WHL DIST 000925791 THE SOUVLIS FAMILY SUPER	-	849.34	95,566.98
15/01/2021	Income	MONEY MARKET - O DDH PIF D C P & T SOUVLIS ATF THE	-	201.93	95,768.91
22/01/2021	Superfund Contribution	SuperChoice P/L PC180121- DDH Money Market Account	-	1,973.04	97,741.95
28/01/2021	Income	CENTURIA METROPO S00100312 THE SOUVLIS FAMILY SUPE	-	412.50	98,154.45
31/01/2021	Interest Receipt	Interest 01/01/21 to 31/01/21	-	28.44	98,182.89
01/02/2021	Portfolio Fee	JNL103950 PREMIUM PORTFOLIO FE	-611.33	-	97,571.56
01/02/2021	Advice Fee	JNL103950 ADVISOR SERVICE FEES	-1,074.81	-	96,496.75
01/02/2021	Internal Transfer In	ADISPPREFUND 001255464 THE SOUVLIS FAMILY SUPERANN	-	2,884.26	99,381.01
05/02/2021	Income	ADI DST 001255418 THE SOUVLIS FAMILY SUPERANNUATIO	-	499.10	99,880.11
08/02/2021	Income	Gryphon Capital S00100312 THE SOUVLIS FAMILY SUPER	-	300.00	100,180.11
12/02/2021	Stock Purchase	821493 BGHT 200 CIM @ 21.6000	-4,386.00	-	95,794.11
15/02/2021	Income	BOQPF QRT DST 001255474 THE SOUVLIS FAMILY SUPERAN	-	141.03	95,935.14
15/02/2021	Income	NIS FINAL DIST HA213/008 THE SOUVLIS FAMILY SUPERA	-	128.04	96,063.18

158589: Souvlis Family Super Fund

Cash transactions

01 Jul 2020 to 30 Jun 2021

DDH GRAHAM BANK OF QLD CMA continued

Date	Transaction	Narration	Withdrawal \$	Deposit \$	Balance \$
15/02/2021	Stock Sell	NIS REPAY HARPY/008 THE SOUVLIS FAMILY SUPERANNUAT	-	40,000.00	136,063.18
18/02/2021	Internal Transfer Out	BPAY MGF OFFER	-12,078.00	-	123,985.18
19/02/2021	Internal Transfer Out	BPAY MGE0001AU OFFER	-20,000.00	-	103,985.18
25/02/2021	Stock Sell	822332 SOLD 3000 ILU @ 7.5000	-	22,230.50	126,215.68
25/02/2021	Income	CHALLENGER LTD FEB21/008 THE SOUVLIS FAMILY SUPERA	-	243.00	126,458.68
25/02/2021	Income	MAGELLAN FIN GRP S00100312 THE SOUVLIS FAMILY SUPE	-	3,884.00	130,342.68
26/02/2021	Income	DXS DST 001255453 THE SOUVLIS FAMILY SUPERANNUATIO	-	288.00	130,630.68
26/02/2021	Income	SCG DISTRIBUTION FEB21/008 THE SOUVLIS FAMILY SUPE	-	266.00	130,896.68
28/02/2021	Interest Receipt	Interest 01/02/21 to 28/02/21	-	29.38	130,926.06
01/03/2021	Portfolio Fee	JNL104171 PREMIUM PORTFOLIO FE	-614.59	-	130,311.47
01/03/2021	Advice Fee	JNL104171 ADVISOR SERVICE FEES	-1,066.69	-	129,244.78
01/03/2021	Income	NATIONAL STORAGE MAR21/008 THE SOUVLIS FAMILY SUPE	-	520.00	129,764.78
04/03/2021	Stock Purchase	BPAY BOQ OFFER	-18,022.20	-	111,742.58
05/03/2021	Income	QVE DIV 001255742 THE SOUVLIS FAMILY SUPERANNUATIO	-	220.00	111,962.58
08/03/2021	Income	Gryphon Capital S00100312 THE SOUVLIS FAMILY SUPER	-	272.00	112,234.58
11/03/2021	Stock Sell	823423 SOLD 400 SFY @ 61.5500	-	24,327.18	136,561.76
15/03/2021	Income	CWN INTEREST 21MAR/008 THE SOUVLIS FAMILY SUPERANN	-	500.00	137,061.76
15/03/2021	Income	Bendigo S00100312 THE SOUVLIS FAMILY SUPERANNUATIO	-	192.30	137,254.06
15/03/2021	Income	PERLS VII DST 001258511 THE SOUVLIS FAMILY SUPERAN	-	97.28	137,351.34
15/03/2021	Income	PERLS X DST 001258437 THE SOUVLIS FAMILY SUPERANNU	-	118.00	137,469.34

158589: Souvlis Family Super Fund

Cash transactions

01 Jul 2020 to 30 Jun 2021

DDH GRAHAM BANK OF QLD CMA continued

Date	Transaction	Narration	Withdrawal \$	Deposit \$	Balance \$
16/03/2021	Income	AMCOR PLC DIV MAR21/008 THE SOUVLIS FAMILY SUPERAN	-	228.15	137,697.49
17/03/2021	Income	TAH ITM DIV 001256718 THE SOUVLIS FAMILY SUPERANNU	-	327.30	138,024.79
17/03/2021	Income	LLC DIST 21REC/008 THE SOUVLIS FAMILY SUPERANNUATI	-	414.75	138,439.54
18/03/2021	Stock Purchase	824028 BGHT 1500 BXB @ 10.1400	-15,399.31	-	123,040.23
18/03/2021	Stock Sell	824027 SOLD 5013 IAG @ 4.6800	-	23,180.77	146,221.00
22/03/2021	Income	NABPE MAR PE213/008 THE SOUVLIS FAMILY SUPERANNUAT	-	165.57	146,386.57
23/03/2021	Income	CHALLENGER LTD MAR21/008 THE SOUVLIS FAMILY SUPERA	-	770.83	147,157.40
23/03/2021	Income	BHP GROUP DIV AI383/011 THE SOUVLIS FAMILY SUPERAN	-	1,699.51	148,856.91
24/03/2021	Income	CAP NOTES 2 DIST C2M21/005 THE SOUVLIS FAMILY SUPE	-	291.93	149,148.84
24/03/2021	Income	WOODSIDE FIN20/006 THE SOUVLIS FAMILY SUPERANNUATI	-	382.41	149,531.25
24/03/2021	Income	SONIC HEALTHCARE INT21/008 THE SOUVLIS FAMILY SUPE	-	673.20	150,204.45
25/03/2021	Income	NCM DIV 001256602 THE SOUVLIS FAMILY SUPERANNUATIO	-	365.06	150,569.51
25/03/2021	Income	SANTOS LIMITED S00100312 THE SOUVLIS FAMILY SUPERA	-	391.61	150,961.12
30/03/2021	Income	CBA ITM DIV 001256308 THE SOUVLIS FAMILY SUPERANNU	-	495.00	151,456.12
30/03/2021	Income	TASSAL GROUP LTD MAR21/008 THE SOUVLIS FAMILY SUPE	-	210.00	151,666.12
30/03/2021	Income	IAG DIVIDEND PYT INT21/012 THE SOUVLIS FAMILY SUPE	-	350.91	152,017.03
31/03/2021	Income	DRR PAYMENT MAR21/008 THE SOUVLIS FAMILY SUPERANNU	-	73.50	152,090.53

158589: Souvlis Family Super Fund

Cash transactions

01 Jul 2020 to 30 Jun 2021

DDH GRAHAM BANK OF QLD CMA continued

Date	Transaction	Narration	Withdrawal \$	Deposit \$	Balance \$
31/03/2021	Income	WOR DIVIDEND INT21/008 THE SOUVLIS FAMILY SUPERANN	-	250.00	152,340.53
31/03/2021	Interest Receipt	Interest 01/03/21 to 31/03/21	-	40.50	152,381.03
01/04/2021	Portfolio Fee	JNL104544 PREMIUM PORTFOLIO FE	-620.39	-	151,760.64
01/04/2021	Advice Fee	JNL104544 ADVISOR SERVICE FEES	-1,073.48	-	150,687.16
01/04/2021	Income	CSL LTD DIVIDEND 21AUD/010 THE SOUVLIS FAMILY SUPE	-	134.91	150,822.07
01/04/2021	Income	SUN INTERIM DIV 001255866 THE SOUVLIS FAMILY SUPER	-	520.00	151,342.07
07/04/2021	Income	OTW ITM DIV 001259300 THE SOUVLIS FAMILY SUPERANNU	-	86.10	151,428.17
12/04/2021	Income	Gryphon Capital S00100312 THE SOUVLIS FAMILY SUPER	-	300.00	151,728.17
12/04/2021	Income	FIL RESPONSIBLE FIL000369 THE SOUVLIS FAMILY SUPER	-	90.88	151,819.05
13/04/2021	Income	Vanguard433973 247071 Dr Christopher & Mrs Tina So	-	983.68	152,802.73
15/04/2021	Income	DDH PIF March21 Distn	-	218.85	153,021.58
15/04/2021	Superfund Contribution	SuperChoice P/L PC120421- DDH Money Market Account	-	2,301.88	155,323.46
15/04/2021	Income	DOF WS Dist 000925791 THE SOUVILIS FAMILY SUPER FU	-	847.83	156,171.29
21/04/2021	Income	CAR DIVIDEND APR21/008 THE SOUVLIS FAMILY SUPERANN	-	250.00	156,421.29
22/04/2021	Stock Sell	826011 SOLD 250 BOQPF @ 104.40	-	25,790.90	182,212.19
22/04/2021	Income	IVC FNL DIV 001259651 THE SOUVLIS FAMILY SUPERANNU	-	70.00	182,282.19
29/04/2021	Income	CENTURIA Office S00100312 THE SOUVLIS FAMILY SUPER	-	412.50	182,694.69
30/04/2021	Interest Receipt	Interest 01/04/21 to 30/04/21	-	46.57	182,741.26
05/05/2021	Portfolio Fee	JNL104777 PREMIUM PORTFOLIO FE	-636.67	-	182,104.59
05/05/2021	Advice Fee	JNL104777 ADVISOR SERVICE FEES	-1,093.60	-	181,010.99

158589: Souvlis Family Super Fund

Cash transactions

01 Jul 2020 to 30 Jun 2021

DDH GRAHAM BANK OF QLD CMA continued

Date	Transaction	Narration	Withdrawal \$	Deposit \$	Balance \$
06/05/2021	Stock Purchase	827042 BGHT 1500 DXS @ 10.3100	-15,657.12	-	165,353.87
06/05/2021	Stock Purchase	827043 BGHT 1500 ORI @ 13.6200	-20,676.73	-	144,677.14
07/05/2021	Income	ADI DST MAR 001260044 THE SOUVLIS FAMILY SUPERANNU	-	614.78	145,291.92
10/05/2021	Income	Gryphon Capital S00100312 THE SOUVLIS FAMILY SUPER	-	292.00	145,583.92
18/05/2021	Stock Sell	827767 SOLD 1333 QBE @ 10.5500	-	13,886.46	159,470.38
20/05/2021	Tax Refund	ATO ATO007000 THE SOUVLIS FAMILY SUPER FUND	-	1,297.20	160,767.58
25/05/2021	Income	CHALLENGER LTD MAY21/008 THE SOUVLIS FAMILY SUPERA	-	237.00	161,004.58
26/05/2021	Income	BOQ ITM DIV 001260285 THE SOUVLIS FAMILY SUPERANNU	-	1,447.72	162,452.30
28/05/2021	Stock Purchase	Bpay CAR Rights	-2,448.00	-	160,004.30
31/05/2021	Interest Receipt	Interest 01/05/21 to 31/05/21	-	47.05	160,051.35
01/06/2021	Portfolio Fee	JNL104988 PREMIUM PORTFOLIO FE	-638.64	-	159,412.71
01/06/2021	Advice Fee	JNL104988 ADVISOR SERVICE FEES	-1,099.51	-	158,313.20
04/06/2021	Income	QVE DIV 001260893 THE SOUVLIS FAMILY SUPERANNUATIO	-	220.00	158,533.20
08/06/2021	Income	Gryphon Capital S00100312 THE SOUVLIS FAMILY SUPER	-	308.00	158,841.20
15/06/2021	Income	AMCOR PLC DIV JUN21/008 THE SOUVLIS FAMILY SUPERAN	-	226.80	159,068.00
15/06/2021	Income	CWN INTEREST 21JUN/008 THE SOUVLIS FAMILY SUPERANN	-	510.00	159,578.00
15/06/2021	Income	Bendigo S00100312 THE SOUVLIS FAMILY SUPERANNUATIO	-	169.25	159,747.25
15/06/2021	Income	PERLS VII DST 001261411 THE SOUVLIS FAMILY SUPERAN	-	100.10	159,847.35
15/06/2021	Income	PERLS X DST 001261351 THE SOUVLIS FAMILY SUPERANNU	-	121.28	159,968.63

158589: Souvlis Family Super Fund

Cash transactions

01 Jul 2020 to 30 Jun 2021

DDH GRAHAM BANK OF QLD CMA continued

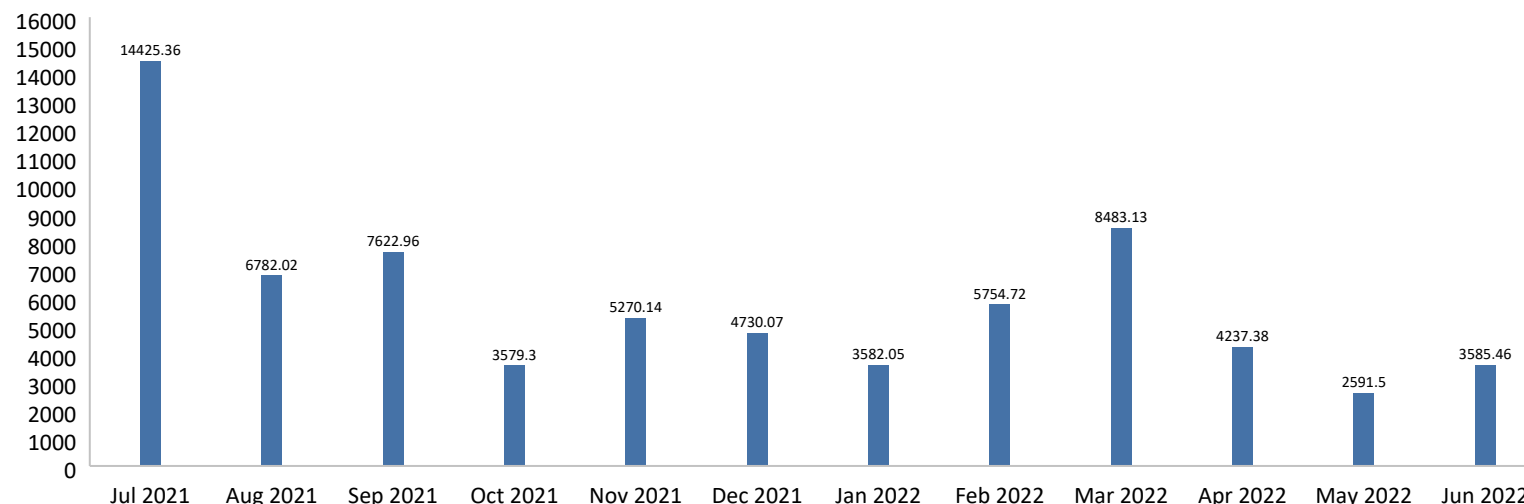
Date	Transaction	Narration	Withdrawal \$	Deposit \$	Balance \$
21/06/2021	Income	NABPE JUN PE214/008 THE SOUVLIS FAMILY SUPERANNUAT	-	166.83	160,135.46
21/06/2021	Insurance Premium	Asteron Life 02082720/ MR & MRS SOUVLIS FAMILY SF	-12,805.79	-	147,329.67
22/06/2021	Stock Purchase	830063 BGHT 5000 S32 @ 2.7900	-14,125.45	-	133,204.22
24/06/2021	Superfund Contribution	Chris Souvlis SUPER PAY Souvlis Family Superannuat	-	18,000.00	151,204.22
25/06/2021	Expense	Macro Accounting	-3,685.00	-	147,519.22
25/06/2021	Income	WBC DIVIDEND 001260769 THE SOUVLIS FAMILY SUPERANN	-	1,763.20	149,282.42
29/06/2021	Stock Sell	830688 SOLD 3800 SCG @ 2.8000	-	10,500.96	159,783.38
29/06/2021	Stock Sell	830690 SOLD 1845 CGF @ 5.4100	-	9,849.45	169,632.83
29/06/2021	Stock Sell	830691 SOLD 1460 URW @ 6.3300	-	9,109.80	178,742.63
30/06/2021	Portfolio Fee	JNL105238 PREMIUM PORTFOLIO FE	-653.30	-	178,089.33
30/06/2021	Advice Fee	JNL105238 ADVISOR SERVICE FEES	-1,125.19	-	176,964.14
30/06/2021	Interest Receipt	Interest 01/06/21 to 30/06/21	-	45.05	177,009.19
		Opening balance			Closing balance
		\$	\$	\$	\$
	DDH GRAHAM BANK OF QLD CMA summary	75,312.52	-376,420.45	478,117.12	177,009.19

158589: Souvlis Family Super Fund

Estimated income

As at 30 Jun 2021

Estimated income monthly projections



Estimated income for next twelve months

Asset		Payment date	Total income \$	Cash \$	DRP \$	Franking credits \$	Foreign income tax offsets \$
July 2021							
DDH0001AU	DDH PREFERRED INCOME	01/07/2021	173.13(a)	173.13	-	3.90	-
MGE0001AU	MAGELLAN GLOBAL OPEN CLASS	01/07/2021	6,217.05(a)	6,217.05	-	-	-
MQG	MACQUARIE GROUP LIMITED FPO	03/07/2021	945.00(a)	945.00	-	162.00	-
NAB	NATIONAL AUSTRALIA BANK LIMITED FPO	03/07/2021	652.50(a)	652.50	-	279.64	-
FID0008AU	FIDELITY AUSTRALIAN EQUITIES	07/07/2021	2,864.15(a)	2,864.15	-	1,334.08	-
IML0002AU	INVESTORS MUTUAL WS AUSTRALIAN SHARE	07/07/2021	2,009.39(a)	2,009.39	-	357.85	35.17
MAQ0448AU	CHARTER HALL DIRECT OFFICE WHOLESALE	07/07/2021	851.78(a)	851.78	-	-	-
VAN0002AU	VANGUARD AUSTRALIAN SHARES INDEX	07/07/2021	196.86(a)	196.86	-	91.79	1.81
GCI	GRYPHON CAPITAL INCOME TRUST ORDINARY UNITS FULLY PAID	08/07/2021	268.00(a)	268.00	-	-	-
ORI	ORICA LIMITED FPO	08/07/2021	247.50(a)	247.50	-	-	-
Totals			14,425.36	14,425.36	-	2,229.26	36.98

158589: Souvlis Family Super Fund

Estimated income

As at 30 Jun 2021

Estimated income for next twelve months continued

Asset		Payment date	Total income \$	Cash \$	DRP \$	Franking credits \$	Foreign income tax offsets \$
August 2021							
COF	CENTURIA OFFICE REIT ORDINARY UNITS FULLY PAID	10/08/2021	445.00(a)	445.00	-	-	-
GCI	GRYPHON CAPITAL INCOME TRUST ORDINARY UNITS FULLY PAID	10/08/2021	288.00(a)	288.00	-	-	-
ADI_T1	DEXUS INDUSTRIA REIT FULLY PAID ORDINARY/UNITS STAPLED SECURITIES - TRUST1	21/08/2021	474.02(a)	474.02	-	-	-
ADI_T2	DEXUS INDUSTRIA REIT FULLY PAID ORDINARY/UNITS STAPLED SECURITIES - TRUST2	21/08/2021	14.70(a)	14.70	-	-	-
ADI_T3	DEXUS INDUSTRIA REIT FULLY PAID ORDINARY/UNITS STAPLED SECURITIES - TRUST3	21/08/2021	44.39(a)	44.39	-	-	-
ADI_T4	DEXUS INDUSTRIA REIT FULLY PAID ORDINARY/UNITS STAPLED SECURITIES - TRUST4	21/08/2021	53.41(a)	53.41	-	-	-
MFG	MAGELLAN FINANCIAL GROUP LIMITED FPO	26/08/2021	4,880.00(a)	4,880.00	-	1,568.57	-
DXS_DDF	DEXUS UNITS FULLY PAID STAPLED - DDF	28/08/2021	147.74(a)	147.74	-	-	-
DXS_DIT	DEXUS UNITS FULLY PAID STAPLED - DIT	28/08/2021	65.20(a)	65.20	-	-	-
DXS_DOT	DEXUS UNITS FULLY PAID STAPLED - DOT	28/08/2021	255.01(a)	255.01	-	-	-
DXS_DRO	DEXUS UNITS FULLY PAID STAPLED - DRO	28/08/2021	114.55(a)	114.55	-	49.09	-
Totals			6,782.02	6,782.02	-	1,617.66	-
September 2021							
NSR_NSPT	NATIONAL STORAGE REIT STAPLED SECURITY- NSPT	07/09/2021	442.00(a)	442.00	-	-	0.41
GCI	GRYPHON CAPITAL INCOME TRUST ORDINARY UNITS FULLY PAID	08/09/2021	288.00(a)	288.00	-	-	-
CWNHB	CROWN RESORTS LIMITED HYBRID 3-BBSW+4.00% 23-04-75 SUB CUM RED T-07-21	14/09/2021	510.00(a)	510.00	-	-	-
CBAPD	COMMONWEALTH BANK OF AUSTRALIA. CAP NOTE 3-BBSW+2.80% PERP NON-CUM RED T-12-22	15/09/2021	102.34(a)	102.34	-	43.86	-
CBAPG	COMMONWEALTH BANK OF AUSTRALIA. CAP NOTE 3-BBSW+3.40% PERP NON-CUM RED T-04-25	15/09/2021	123.50(a)	123.50	-	52.93	-
LLCT	LENLEASE GROUP UNIT/FPO STAPLED SECURITIES - LENLEASE TRUST UNITS	15/09/2021	90.04(a)	90.04	-	-	2.07
QVE	QV EQUITIES LIMITED FPO	18/09/2021	440.00(a)	440.00	-	188.57	-
WPL	WOODSIDE PETROLEUM LTD FPO	18/09/2021	906.18(a)	906.18	-	388.36	-
NABPE	NATIONAL AUSTRALIA BANK LIMITED CAP NOTE 3-BBSW+2.20% 20-09-28 CUM RED T-09-23	21/09/2021	172.38(a)	172.38	-	-	-

158589: Souvlis Family Super Fund

Estimated income

As at 30 Jun 2021

Estimated income for next twelve months continued

Asset		Payment date	Total income \$	Cash \$	DRP \$	Franking credits \$	Foreign income tax offsets \$
September 2021							
BHP	BHP GROUP LIMITED FPO	22/09/2021	977.91(a)	977.91	-	419.11	-
SHL	SONIC HEALTHCARE LIMITED FPO	22/09/2021	953.70(a)	953.70	-	122.62	-
AMC	AMCOR PLC CDI 1:1 FOREIGN EXEMPT NYSE	23/09/2021	240.00(a)	240.00	-	-	-
ANZPE	AUSTRALIA AND NEW ZEALAND BANKING GROUP LIMITED CAP NOTE 6-BBSW+3.25% PERP NON-CUM RED T-03-22	24/09/2021	341.82(a)	341.82	-	146.50	-
STO	SANTOS LIMITED FPO	24/09/2021	180.66(a)	180.66	-	77.43	-
NCM	NEWCREST MINING LIMITED FPO	25/09/2021	461.03(a)	461.03	-	197.58	-
TGR	TASSAL GROUP LIMITED FPO	29/09/2021	270.00(a)	270.00	-	28.93	-
ANZ	AUSTRALIA AND NEW ZEALAND BANKING GROUP LIMITED FPO	30/09/2021	550.00(a)	550.00	-	235.71	-
CBA	COMMONWEALTH BANK OF AUSTRALIA. FPO	30/09/2021	323.40(a)	323.40	-	138.60	-
WOR	WORLEY LIMITED FPO	30/09/2021	250.00(a)	250.00	-	-	-
Totals			7,622.96	7,622.96	-	2,040.20	2.48
October 2021							
IVC	INVOCARE LIMITED FPO	05/10/2021	235.00(a)	235.00	-	100.71	-
IVC	INVOCARE LIMITED FPO	05/10/2021	55.00(a)	55.00	-	23.57	-
CAR	CARSALES.COM LIMITED. FPO	07/10/2021	286.00(a)	286.00	-	122.57	-
DDH0001AU	DDH PREFERRED INCOME	07/10/2021	17.51(a)	17.51	-	0.79	-
MAQ0448AU	CHARTER HALL DIRECT OFFICE WHOLESALE	07/10/2021	850.63(a)	850.63	-	-	-
VAN0002AU	VANGUARD AUSTRALIAN SHARES INDEX	07/10/2021	724.45(a)	724.45	-	212.62	0.15
BXB	BRAMBLES LIMITED FPO	08/10/2021	188.10(a)	188.10	-	24.18	-
S32	SOUTH32 LIMITED FPO	08/10/2021	68.45(a)	68.45	-	29.33	-
CSL	CSL LIMITED FPO	09/10/2021	146.96(a)	146.96	-	-	-
GCI	GRYPHON CAPITAL INCOME TRUST ORDINARY UNITS FULLY PAID	09/10/2021	284.00(a)	284.00	-	-	-
OTW	OVER THE WIRE HOLDINGS LIMITED FPO	15/10/2021	110.70(a)	110.70	-	47.44	-
SUN	SUNCORP GROUP LIMITED FPO	21/10/2021	200.00(a)	200.00	-	85.71	-
COF	CENTURIA OFFICE REIT ORDINARY UNITS FULLY PAID	30/10/2021	412.50(a)	412.50	-	-	-
Totals			3,579.30	3,579.30	-	646.92	0.15
November 2021							
ADI_T1	DEXUS INDUSTRIA REIT FULLY PAID ORDINARY/UNITS STAPLED SECURITIES - TRUST1	06/11/2021	497.46(a)	497.46	-	-	-

158589: Souvlis Family Super Fund

Estimated income

As at 30 Jun 2021

Estimated income for next twelve months continued

Asset		Payment date	Total income \$	Cash \$	DRP \$	Franking credits \$	Foreign income tax offsets \$
November 2021							
ADI_T2	DEXUS INDUSTRIA REIT FULLY PAID ORDINARY/UNITS STAPLED SECURITIES - TRUST2	06/11/2021	27.34(a)	27.34	-	-	-
ADI_T3	DEXUS INDUSTRIA REIT FULLY PAID ORDINARY/UNITS STAPLED SECURITIES – TRUST3	06/11/2021	55.86(a)	55.86	-	-	-
ADI_T4	DEXUS INDUSTRIA REIT FULLY PAID ORDINARY/UNITS STAPLED SECURITIES – TRUST4	06/11/2021	27.06(a)	27.06	-	-	-
GCI	GRYPHON CAPITAL INCOME TRUST ORDINARY UNITS FULLY PAID	09/11/2021	296.00(a)	296.00	-	-	-
FID0008AU	FIDELITY AUSTRALIAN EQUITIES	12/11/2021	455.05(a)	455.05	-	68.79	0.02
MGE0001AU	MAGELLAN GLOBAL OPEN CLASS	24/11/2021	2,889.45(a)	2,889.45	-	-	-
BOQ	BANK OF QUEENSLAND LIMITED. FPO	25/11/2021	1,021.92(a)	1,021.92	-	437.97	-
Totals			5,270.14	5,270.14	-	506.76	0.02
December 2021							
QVE	QV EQUITIES LIMITED FPO	04/12/2021	220.00(a)	220.00	-	94.29	-
GCI	GRYPHON CAPITAL INCOME TRUST ORDINARY UNITS FULLY PAID	08/12/2021	284.00(a)	284.00	-	-	-
NAB	NATIONAL AUSTRALIA BANK LIMITED FPO	10/12/2021	652.50(a)	652.50	-	279.64	-
CWNHB	CROWN RESORTS LIMITED HYBRID 3-BBSW+4.00% 23-04-75 SUB CUM RED T-07-21	14/12/2021	510.00(a)	510.00	-	-	-
AMC	AMCOR PLC CDI 1:1 FOREIGN EXEMPT NYSE	15/12/2021	248.25(a)	248.25	-	-	-
CBAPD	COMMONWEALTH BANK OF AUSTRALIA. CAP NOTE 3-BBSW+2.80% PERP NON-CUM RED T-12-22	15/12/2021	100.98(a)	100.98	-	43.28	-
CBAPG	COMMONWEALTH BANK OF AUSTRALIA. CAP NOTE 3-BBSW+3.40% PERP NON-CUM RED T-04-25	15/12/2021	121.92(a)	121.92	-	52.25	-
ANZ	AUSTRALIA AND NEW ZEALAND BANKING GROUP LIMITED FPO	16/12/2021	770.00(a)	770.00	-	330.00	-
WBC	WESTPAC BANKING CORPORATION FPO	18/12/2021	942.40(a)	942.40	-	403.89	-
NABPE	NATIONAL AUSTRALIA BANK LIMITED CAP NOTE 3-BBSW+2.20% 20-09-28 CUM RED T-09-23	21/12/2021	171.27(a)	171.27	-	-	-
MQG	MACQUARIE GROUP LIMITED FPO	22/12/2021	708.75(a)	708.75	-	121.50	-
Totals			4,730.07	4,730.07	-	1,324.85	-
January 2022							
DDH0001AU	DDH PREFERRED INCOME	04/01/2022	201.91(a)	201.91	-	9.08	-

158589: Souvlis Family Super Fund

Estimated income

As at 30 Jun 2021

Estimated income for next twelve months continued

Asset		Payment date	Total income \$	Cash \$	DRP \$	Franking credits \$	Foreign income tax offsets \$
January 2022							
IML0002AU	INVESTORS MUTUAL WS AUSTRALIAN SHARE	07/01/2022	470.06(a)	470.06	-	73.05	0.94
MAQ0448AU	CHARTER HALL DIRECT OFFICE WHOLESALE	07/01/2022	849.34(a)	849.34	-	-	-
VAN0002AU	VANGUARD AUSTRALIAN SHARES INDEX	07/01/2022	670.22(a)	670.22	-	156.02	0.63
GCI	GRYPHON CAPITAL INCOME TRUST ORDINARY UNITS FULLY PAID	11/01/2022	288.00(a)	288.00	-	-	-
ORI	ORICA LIMITED FPO	15/01/2022	247.50(a)	247.50	-	-	-
COF	CENTURIA OFFICE REIT ORDINARY UNITS FULLY PAID	28/01/2022	412.50(a)	412.50	-	-	-
+DDH	DDH GRAHAM BANK OF QLD CMA	30/01/2022	442.52(b)	442.52	-	-	-
Totals			3,582.05	3,582.05	-	238.15	1.57
February 2022							
ADI_T1	DEXUS INDUSTRIA REIT FULLY PAID ORDINARY/UNITS STAPLED SECURITIES - TRUST1	05/02/2022	466.64(a)	466.64	-	-	-
ADI_T2	DEXUS INDUSTRIA REIT FULLY PAID ORDINARY/UNITS STAPLED SECURITIES - TRUST2	05/02/2022	26.04(a)	26.04	-	-	-
ADI_T3	DEXUS INDUSTRIA REIT FULLY PAID ORDINARY/UNITS STAPLED SECURITIES - TRUST3	05/02/2022	20.01(a)	20.01	-	-	-
ADI_T4	DEXUS INDUSTRIA REIT FULLY PAID ORDINARY/UNITS STAPLED SECURITIES - TRUST4	05/02/2022	95.03(a)	95.03	-	-	-
GCI	GRYPHON CAPITAL INCOME TRUST ORDINARY UNITS FULLY PAID	08/02/2022	300.00(a)	300.00	-	-	-
CGFPC	CHALLENGER LIMITED CAP NOTE 3-BBSW+4.60% PERP NON-CUM RED T-05-26	25/02/2022	243.00(a)	243.00	-	104.14	-
MFG	MAGELLAN FINANCIAL GROUP LIMITED FPO	25/02/2022	3,884.00(a)	3,884.00	-	1,248.43	-
DXS_DOT	DEXUS UNITS FULLY PAID STAPLED - DOT	26/02/2022	720.00(a)	720.00	-	-	-
Totals			5,754.72	5,754.72	-	1,352.57	-
March 2022							
NSR_NSPT	NATIONAL STORAGE REIT STAPLED SECURITY- NSPT	01/03/2022	520.00(a)	520.00	-	-	1.48
QVE	QV EQUITIES LIMITED FPO	05/03/2022	220.00(a)	220.00	-	94.29	-
GCI	GRYPHON CAPITAL INCOME TRUST ORDINARY UNITS FULLY PAID	08/03/2022	272.00(a)	272.00	-	-	-
BENPH	BENDIGO AND ADELAIDE BANK LIMITED CAP NOTE 3-BBSW+3.80% PERP NON-CUM RED T-06-27	15/03/2022	192.30(a)	192.30	-	82.41	-

158589: Souvlis Family Super Fund

Estimated income

As at 30 Jun 2021

Estimated income for next twelve months continued

Asset		Payment date	Total income \$	Cash \$	DRP \$	Franking credits \$	Foreign income tax offsets \$
March 2022							
CBAPD	COMMONWEALTH BANK OF AUSTRALIA. CAP NOTE 3-BBSW+2.80% PERP NON-CUM RED T-12-22	15/03/2022	97.28(a)	97.28	-	41.69	-
CBAPG	COMMONWEALTH BANK OF AUSTRALIA. CAP NOTE 3-BBSW+3.40% PERP NON-CUM RED T-04-25	15/03/2022	118.00(a)	118.00	-	50.57	-
CWNHB	CROWN RESORTS LIMITED HYBRID 3-BBSW+4.00% 23-04-75 SUB CUM RED T-07-21	15/03/2022	500.00(a)	500.00	-	-	-
AMC	AMCOR PLC CDI 1:1 FOREIGN EXEMPT NYSE	16/03/2022	228.15(a)	228.15	-	-	-
LLCC	LENLEASE GROUP UNIT/FPO STAPLED SECURITIES - LENLEASE CORPORATION LIMITED SHARES	17/03/2022	308.59(a)	308.59	-	66.13	-
LLCT	LENLEASE GROUP UNIT/FPO STAPLED SECURITIES - LENLEASE TRUST UNITS	17/03/2022	106.16(a)	106.16	-	-	2.32
TAH	TABCORP HOLDINGS LIMITED FPO	17/03/2022	327.30(a)	327.30	-	140.27	-
NABPE	NATIONAL AUSTRALIA BANK LIMITED CAP NOTE 3-BBSW+2.20% 20-09-28 CUM RED T-09-23	22/03/2022	165.57(a)	165.57	-	-	-
BHP	BHP GROUP LIMITED FPO	23/03/2022	1,699.51(a)	1,699.51	-	728.36	-
CGF	CHALLENGER LIMITED FPO	23/03/2022	595.56(a)	595.56	-	255.24	-
ANZPE	AUSTRALIA AND NEW ZEALAND BANKING GROUP LIMITED CAP NOTE 6-BBSW+3.25% PERP NON-CUM RED T-03-22	24/03/2022	291.93(a)	291.93	-	125.11	-
SHL	SONIC HEALTHCARE LIMITED FPO	24/03/2022	673.20(a)	673.20	-	86.55	-
WPL	WOODSIDE PETROLEUM LTD FPO	24/03/2022	382.41(a)	382.41	-	163.89	-
NCM	NEWCREST MINING LIMITED FPO	25/03/2022	365.06(a)	365.06	-	156.45	-
STO	SANTOS LIMITED FPO	25/03/2022	391.61(a)	391.61	-	167.83	-
CBA	COMMONWEALTH BANK OF AUSTRALIA. FPO	30/03/2022	495.00(a)	495.00	-	212.14	-
TGR	TASSAL GROUP LIMITED FPO	30/03/2022	210.00(a)	210.00	-	-	-
DRR	DETERRA ROYALTIES LIMITED FPO	31/03/2022	73.50(a)	73.50	-	31.50	-
WOR	WORLEY LIMITED FPO	31/03/2022	250.00(a)	250.00	-	-	-
Totals			8,483.13	8,483.13	-	2,402.43	3.80
April 2022							
CSL	CSL LIMITED FPO	01/04/2022	134.91(a)	134.91	-	-	-
DDH0001AU	DDH PREFERRED INCOME	01/04/2022	218.84(a)	218.84	-	9.84	-
SUN	SUNCORP GROUP LIMITED FPO	01/04/2022	520.00(a)	520.00	-	222.86	-
FID0008AU	FIDELITY AUSTRALIAN EQUITIES	07/04/2022	90.88(a)	90.88	-	13.74	-

158589: Souvlis Family Super Fund

Estimated income

As at 30 Jun 2021

Estimated income for next twelve months continued

Asset		Payment date	Total income \$	Cash \$	DRP \$	Franking credits \$	Foreign income tax offsets \$
April 2022							
MAQ0448AU	CHARTER HALL DIRECT OFFICE WHOLESALE	07/04/2022	847.83(a)	847.83	-	-	-
OTW	OVER THE WIRE HOLDINGS LIMITED FPO	07/04/2022	86.10(a)	86.10	-	36.90	-
BXB	BRAMBLES LIMITED FPO	08/04/2022	196.20(a)	196.20	-	25.23	-
S32	SOUTH32 LIMITED FPO	08/04/2022	90.44(a)	90.44	-	38.76	-
GCI	GRYPHON CAPITAL INCOME TRUST ORDINARY UNITS FULLY PAID	12/04/2022	300.00(a)	300.00	-	-	-
VAN0002AU	VANGUARD AUSTRALIAN SHARES INDEX	12/04/2022	983.68(a)	983.68	-	273.00	0.30
CAR	CARSALES.COM LIMITED. FPO	21/04/2022	286.00(a)	286.00	-	122.57	-
IVC	INVOCARE LIMITED FPO	22/04/2022	70.00(a)	70.00	-	30.00	-
COF	CENTURIA OFFICE REIT ORDINARY UNITS FULLY PAID	29/04/2022	412.50(a)	412.50	-	-	-
Totals			4,237.38	4,237.38	-	772.90	0.30
May 2022							
ADI_T1	DEXUS INDUSTRIA REIT FULLY PAID ORDINARY/UNITS STAPLED SECURITIES - TRUST1	07/05/2022	536.88(a)	536.88	-	-	-
ADI_T2	DEXUS INDUSTRIA REIT FULLY PAID ORDINARY/UNITS STAPLED SECURITIES - TRUST2	07/05/2022	24.29(a)	24.29	-	-	-
ADI_T3	DEXUS INDUSTRIA REIT FULLY PAID ORDINARY/UNITS STAPLED SECURITIES - TRUST3	07/05/2022	25.02(a)	25.02	-	-	-
ADI_T4	DEXUS INDUSTRIA REIT FULLY PAID ORDINARY/UNITS STAPLED SECURITIES - TRUST4	07/05/2022	28.59(a)	28.59	-	-	-
GCI	GRYPHON CAPITAL INCOME TRUST ORDINARY UNITS FULLY PAID	10/05/2022	292.00(a)	292.00	-	-	-
CGFPC	CHALLENGER LIMITED CAP NOTE 3-BBSW+4.60% PERP NON-CUM RED T-05-26	25/05/2022	237.00(a)	237.00	-	101.57	-
BOQ	BANK OF QUEENSLAND LIMITED. FPO	26/05/2022	1,447.72(a)	1,447.72	-	620.45	-
Totals			2,591.50	2,591.50	-	722.02	-
June 2022							
QVE	QV EQUITIES LIMITED FPO	04/06/2022	220.00(a)	220.00	-	94.29	-
GCI	GRYPHON CAPITAL INCOME TRUST ORDINARY UNITS FULLY PAID	08/06/2022	308.00(a)	308.00	-	-	-
AMC	AMCOR PLC CDI 1:1 FOREIGN EXEMPT NYSE	15/06/2022	226.80(a)	226.80	-	-	-
BENPH	BENDIGO AND ADELAIDE BANK LIMITED CAP NOTE 3-BBSW+3.80% PERP NON-CUM RED T-06-27	15/06/2022	169.25(a)	169.25	-	72.54	-

158589: Souvlis Family Super Fund

Estimated income

As at 30 Jun 2021

Estimated income for next twelve months continued

Asset		Payment date	Total income \$	Cash \$	DRP \$	Franking credits \$	Foreign income tax offsets \$
June 2022							
CBAPD	COMMONWEALTH BANK OF AUSTRALIA. CAP NOTE 3-BBSW+2.80% PERP NON-CUM RED T-12-22	15/06/2022	100.10(a)	100.10	-	42.90	-
CBAPG	COMMONWEALTH BANK OF AUSTRALIA. CAP NOTE 3-BBSW+3.40% PERP NON-CUM RED T-04-25	15/06/2022	121.28(a)	121.28	-	51.98	-
CWNHB	CROWN RESORTS LIMITED HYBRID 3-BBSW+4.00% 23-04-75 SUB CUM RED T-07-21	15/06/2022	510.00(a)	510.00	-	-	-
NABPE	NATIONAL AUSTRALIA BANK LIMITED CAP NOTE 3-BBSW+2.20% 20-09-28 CUM RED T-09-23	21/06/2022	166.83(a)	166.83	-	-	-
WBC	WESTPAC BANKING CORPORATION FPO	25/06/2022	1,763.20(a)	1,763.20	-	755.66	-
Totals			3,585.46	3,585.46	-	1,017.37	-
Totals for estimated income			70,644.09	70,644.09	-	14,871.09	45.30

Notes to Estimated income

(a) The estimated income for this asset has been calculated by multiplying the current holding by the income per share/unit that was paid by the asset in the last twelve months.

(b) Estimated income for this asset is based on the percentage yield entered for this asset as at 30/06/2021. The percentage yield has been multiplied by the market value of the current holding and apportioned across the expected payment frequencies.

(c) Estimated income for this asset is based on the total income entered for the portfolio in the last twelve months.

158589: Souvlis Family Super Fund

Income declared but not paid

As at 30 Jun 2021

Income transactions declared but not paid

Asset	Ex-date	Tax date	Payment date	Income to be paid \$	Tax withheld \$	Franking credits \$	Foreign tax \$
Dividends							
ANZ	10/05/2021	1/07/2021	1/07/2021	1,540.00	-	660.00	-
ANZ totals				1,540.00	-	660.00	-
CIM	11/06/2021	5/07/2021	5/07/2021	720.00	-	61.71	-
CIM totals				720.00	-	61.71	-
DXS_DRO	29/06/2021	30/08/2021	30/08/2021	116.22	-	49.81	-
DXS_DRO totals				116.22	-	49.81	-
MQG	17/05/2021	2/07/2021	2/07/2021	1,758.75	-	301.50	-
MQG totals				1,758.75	-	301.50	-
NAB	13/05/2021	2/07/2021	2/07/2021	1,305.00	-	559.29	-
NAB totals				1,305.00	-	559.29	-
ORI	31/05/2021	9/07/2021	9/07/2021	112.50	-	-	-
ORI totals				112.50	-	-	-
Totals				5,552.47	-	1,632.31	-
Trust income							
ADI_T1	29/06/2021	29/06/2021	20/08/2021	520.34	-	-	-
ADI_T1 totals				520.34	-	-	-
ADI_T2	29/06/2021	29/06/2021	20/08/2021	54.17	-	-	-
ADI_T2 totals				54.17	-	-	-
ADI_T3	29/06/2021	29/06/2021	20/08/2021	33.69	-	-	-
ADI_T3 totals				33.69	-	-	-
ADI_T4	29/06/2021	29/06/2021	20/08/2021	6.59	-	-	-
ADI_T4 totals				6.59	-	-	-
COF	29/06/2021	29/06/2021	10/08/2021	412.50	-	-	-
COF totals				412.50	-	-	-
DDH0001AU	30/06/2021	30/06/2021	16/07/2021	151.98	-	6.83	-
DDH0001AU totals				151.98	-	6.83	-

158589: Souvlis Family Super Fund

Income declared but not paid

As at 30 Jun 2021

Income transactions declared but not paid continued

Asset	Ex-date	Tax date	Payment date	Income to be paid \$	Tax withheld \$	Franking credits \$	Foreign tax \$
Trust income							
DXS_DDF	29/06/2021	29/06/2021	30/08/2021	262.70	-	-	-
DXS_DDF totals				262.70	-	-	-
DXS_DIT	29/06/2021	29/06/2021	30/08/2021	60.05	-	-	-
DXS_DIT totals				60.05	-	-	-
DXS_DOT	29/06/2021	29/06/2021	30/08/2021	136.03	-	-	-
DXS_DOT totals				136.03	-	-	-
FID0008AU	30/06/2021	30/06/2021	16/07/2021	2,479.79	-	481.13	0.08
FID0008AU totals				2,479.79	-	481.13	0.08
GCI	29/06/2021	29/06/2021	8/07/2021	432.00	-	-	-
GCI totals				432.00	-	-	-
IML0002AU	30/06/2021	30/06/2021	12/07/2021	2,015.92	-	313.28	4.05
IML0002AU totals				2,015.92	-	313.28	4.05
MAQ0448AU	30/06/2021	30/06/2021	19/07/2021	846.59	-	-	-
MAQ0448AU totals				846.59	-	-	-
MGE0001AU	30/06/2021	30/06/2021	21/07/2021	3,019.72	-	-	-
MGE0001AU totals				3,019.72	-	-	-
NSR_NSPT	29/06/2021	29/06/2021	3/09/2021	546.00	-	-	1.56
NSR_NSPT totals				546.00	-	-	1.56
VAN0002AU	30/06/2021	30/06/2021	9/07/2021	542.41	-	142.02	0.39
VAN0002AU totals				542.41	-	142.02	0.39
Totals				11,520.48	-	943.26	6.08
Total declared but not paid				17,072.95	-	2,575.57	6.08

158589: Souvlis Family Super Fund

Unsettled transactions

As at 30 Jun 2021

Unsettled transactions

There were no unsettled transactions as at 30 Jun 2021.

Tax invoice for

Mr C P & Mrs T Souvlis
Souvlis Family Super Fund
PO Box 478
NEW FARM QLD 4005

Invoice date

31-Jul-20

Portfolio ID

158589

Invoice number

7338174

Fees

	\$
Adviser Service Fee	926.21
Fee calculated based on average balance for the month of \$2,069,893.15 (excludes dir prop, cash, other/alternative). First \$300,001 at 0.85%, next \$300,000 at 0.65%, next \$1,469,892.15 at 0.45% p.a. excl GST = \$926.21 for the month.	
Premium Portfolio Administrative Service	17.54
Fee calculated based on average balance for the month of \$84,177.03 (excludes dir prop, BBs, TDs, dom shares, int shares, dom FI, int FI, options, shorts, listed prop, other/alternative, MF, loans) at 0.25% p.a. excl GST = \$17.54 for the month.	
Premium Portfolio Administrative Service	506.23
Fee calculated based on average balance for the month of \$2,069,893.15 (excludes dir prop, cash, other/alternative). First \$600,001 at 0.4%, next \$1,469,892.15 at 0.25% p.a. excl GST = \$506.23 for the month.	
Total fees	1,449.98
GST on total fees	144.99
Total amount	1,594.97

Issued by Burrell Stockbroking
ABN 82088958481

Tax invoice for

Mr C P & Mrs T Souvlis
 Souvlis Family Super Fund
 PO Box 478
 NEW FARM QLD 4005

Invoice date

31-Aug-20

Portfolio ID

158589

Invoice number

7399603

Fees

	\$
Adviser Service Fee	936.24
Fee calculated based on average balance for the month of \$2,096,645.67 (excludes dir prop, cash, other/alternative). First \$300,001 at 0.85%, next \$300,000 at 0.65%, next \$1,496,644.67 at 0.45% p.a. excl GST = \$936.24 for the month.	
Premium Portfolio Administrative Service	18.06
Fee calculated based on average balance for the month of \$86,664.10 (excludes dir prop, BBs, TDs, dom shares, int shares, dom FI, int FI, options, shorts, listed prop, other/alternative, MF, loans) at 0.25% p.a. excl GST = \$18.06 for the month.	
Premium Portfolio Administrative Service	511.80
Fee calculated based on average balance for the month of \$2,096,645.67 (excludes dir prop, cash, other/alternative). First \$600,001 at 0.4%, next \$1,496,644.67 at 0.25% p.a. excl GST = \$511.80 for the month.	
Total fees	1,466.10
GST on total fees	146.61
Total amount	1,612.71

Issued by Burrell Stockbroking
 ABN 82088958481

Tax invoice for

Mr C P & Mrs T Souvlis
Souvlis Family Super Fund
PO Box 478
NEW FARM QLD 4005

Invoice date

30-Sep-20

Portfolio ID

158589

Invoice number

7460961

Fees

	\$
Adviser Service Fee	924.66
Fee calculated based on average balance for the month of \$2,065,748.98 (excludes dir prop, cash, other/alternative). First \$300,001 at 0.85%, next \$300,000 at 0.65%, next \$1,465,747.98 at 0.45% p.a. excl GST = \$924.66 for the month.	
Premium Portfolio Administrative Service	16.18
Fee calculated based on average balance for the month of \$77,685.90 (excludes dir prop, BBs, TDs, dom shares, int shares, dom FI, int FI, options, shorts, listed prop, other/alternative, MF, loans) at 0.25% p.a. excl GST = \$16.18 for the month.	
Premium Portfolio Administrative Service	505.36
Fee calculated based on average balance for the month of \$2,065,748.98 (excludes dir prop, cash, other/alternative). First \$600,001 at 0.4%, next \$1,465,747.98 at 0.25% p.a. excl GST = \$505.36 for the month.	
Total fees	1,446.20
GST on total fees	144.63
Total amount	1,590.83

Issued by Burrell Stockbroking
ABN 82088958481

Tax invoice for

Mr C P & Mrs T Souvlis
Souvlis Family Super Fund
PO Box 478
NEW FARM QLD 4005

Invoice date

31-Oct-20

Portfolio ID

158589

Invoice number

7547036

Fees

	\$
Adviser Service Fee	946.59
Fee calculated based on average balance for the month of \$2,124,235.59 (excludes dir prop, cash, other/alternative). First \$300,001 at 0.85%, next \$300,000 at 0.65%, next \$1,524,234.59 at 0.45% p.a. excl GST = \$946.59 for the month.	
Premium Portfolio Administrative Service	16.47
Fee calculated based on average balance for the month of \$79,042.50 (excludes dir prop, BBs, TDs, dom shares, int shares, dom FI, int FI, options, shorts, listed prop, other/alternative, MF, loans) at 0.25% p.a. excl GST = \$16.47 for the month.	
Premium Portfolio Administrative Service	517.55
Fee calculated based on average balance for the month of \$2,124,235.59 (excludes dir prop, cash, other/alternative). First \$600,001 at 0.4%, next \$1,524,234.59 at 0.25% p.a. excl GST = \$517.55 for the month.	
Total fees	1,480.61
GST on total fees	148.07
Total amount	1,628.68

Issued by Burrell Stockbroking
ABN 82088958481

Tax invoice for

Mr C P & Mrs T Souvlis
Souvlis Family Super Fund
PO Box 478
NEW FARM QLD 4005

Invoice date

30-Nov-20

Portfolio ID

158589

Invoice number

7612497

Fees

	\$
Adviser Service Fee	973.13
Fee calculated based on average balance for the month of \$2,195,008.09 (excludes dir prop, cash, other/alternative). First \$300,001 at 0.85%, next \$300,000 at 0.65%, next \$1,595,007.09 at 0.45% p.a. excl GST = \$973.13 for the month.	
Premium Portfolio Administrative Service	21.55
Fee calculated based on average balance for the month of \$103,431.34 (excludes dir prop, BBs, TDs, dom shares, int shares, dom FI, int FI, options, shorts, listed prop, other/alternative, MF, loans) at 0.25% p.a. excl GST = \$21.55 for the month.	
Premium Portfolio Administrative Service	532.29
Fee calculated based on average balance for the month of \$2,195,008.09 (excludes dir prop, cash, other/alternative). First \$600,001 at 0.4%, next \$1,595,007.09 at 0.25% p.a. excl GST = \$532.29 for the month.	
Total fees	1,526.97
GST on total fees	152.70
Total amount	1,679.67

Issued by Burrell Stockbroking
ABN 82088958481

Tax invoice for

Mr C P & Mrs T Souvlis
Souvlis Family Super Fund
PO Box 478
NEW FARM QLD 4005

Invoice date

31-Dec-20

Portfolio ID

158589

Invoice number

7695337

Fees

	\$
Adviser Service Fee	979.17
Fee calculated based on average balance for the month of \$2,211,123.57 (excludes dir prop, cash, other/alternative). First \$300,001 at 0.85%, next \$300,000 at 0.65%, next \$1,611,122.57 at 0.45% p.a. excl GST = \$979.17 for the month.	
Premium Portfolio Administrative Service	19.93
Fee calculated based on average balance for the month of \$95,669.03 (excludes dir prop, BBs, TDs, dom shares, int shares, dom FI, int FI, options, shorts, listed prop, other/alternative, MF, loans) at 0.25% p.a. excl GST = \$19.93 for the month.	
Premium Portfolio Administrative Service	535.65
Fee calculated based on average balance for the month of \$2,211,123.57 (excludes dir prop, cash, other/alternative). First \$600,001 at 0.4%, next \$1,611,122.57 at 0.25% p.a. excl GST = \$535.65 for the month.	
Total fees	1,534.75
GST on total fees	153.48
Total amount	1,688.23

Issued by Burrell Stockbroking
ABN 82088958481

Tax invoice for

Mr C P & Mrs T Souvlis
Souvlis Family Super Fund
PO Box 478
NEW FARM QLD 4005

Invoice date

31-Jan-21

Portfolio ID

158589

Invoice number

7756456

Fees

	\$
Adviser Service Fee	977.10
Fee calculated based on average balance for the month of \$2,205,600.71 (excludes dir prop, cash, other/alternative). First \$300,001 at 0.85%, next \$300,000 at 0.65%, next \$1,605,599.71 at 0.45% p.a. excl GST = \$977.10 for the month.	
Premium Portfolio Administrative Service	21.25
Fee calculated based on average balance for the month of \$101,996.35 (excludes dir prop, BBs, TDs, dom shares, int shares, dom FI, int FI, options, shorts, listed prop, other/alternative, MF, loans) at 0.25% p.a. excl GST = \$21.25 for the month.	
Premium Portfolio Administrative Service	534.50
Fee calculated based on average balance for the month of \$2,205,600.71 (excludes dir prop, cash, other/alternative). First \$600,001 at 0.4%, next \$1,605,599.71 at 0.25% p.a. excl GST = \$534.50 for the month.	
Total fees	1,532.85
GST on total fees	153.29
Total amount	1,686.14

Issued by Burrell Stockbroking
ABN 82088958481

Tax invoice for

Mr C P & Mrs T Souvlis
Souvlis Family Super Fund
PO Box 478
NEW FARM QLD 4005

Invoice date

28-Feb-21

Portfolio ID

158589

Invoice number

7817207

Fees

	\$
Adviser Service Fee	969.72
Fee calculated based on average balance for the month of \$2,185,933.33 (excludes dir prop, cash, other/alternative). First \$300,001 at 0.85%, next \$300,000 at 0.65%, next \$1,585,932.33 at 0.45% p.a. excl GST = \$969.72 for the month.	
Premium Portfolio Administrative Service	28.32
Fee calculated based on average balance for the month of \$135,927.48 (excludes dir prop, BBs, TDs, dom shares, int shares, dom FI, int FI, options, shorts, listed prop, other/alternative, MF, loans) at 0.25% p.a. excl GST = \$28.32 for the month.	
Premium Portfolio Administrative Service	530.40
Fee calculated based on average balance for the month of \$2,185,933.33 (excludes dir prop, cash, other/alternative). First \$600,001 at 0.4%, next \$1,585,932.33 at 0.25% p.a. excl GST = \$530.40 for the month.	
Total fees	1,528.44
GST on total fees	152.84
Total amount	1,681.28

Issued by Burrell Stockbroking
ABN 82088958481

Tax invoice for

Mr C P & Mrs T Souvlis
Souvlis Family Super Fund
PO Box 478
NEW FARM QLD 4005

Invoice date

31-Mar-21

Portfolio ID

158589

Invoice number

7885451

Fees

	\$
Adviser Service Fee	975.89
Fee calculated based on average balance for the month of \$2,202,362.22 (excludes dir prop, cash, other/alternative). First \$300,001 at 0.85%, next \$300,000 at 0.65%, next \$1,602,361.22 at 0.45% p.a. excl GST = \$975.89 for the month.	
Premium Portfolio Administrative Service	30.16
Fee calculated based on average balance for the month of \$144,748.25 (excludes dir prop, BBs, TDs, dom shares, int shares, dom FI, int FI, options, shorts, listed prop, other/alternative, MF, loans) at 0.25% p.a. excl GST = \$30.16 for the month.	
Premium Portfolio Administrative Service	533.83
Fee calculated based on average balance for the month of \$2,202,362.22 (excludes dir prop, cash, other/alternative). First \$600,001 at 0.4%, next \$1,602,361.22 at 0.25% p.a. excl GST = \$533.83 for the month.	
Total fees	1,539.88
GST on total fees	153.99
Total amount	1,693.87

Issued by Burrell Stockbroking
ABN 82088958481

Tax invoice for

Mr C P & Mrs T Souvlis
Souvlis Family Super Fund
PO Box 478
NEW FARM QLD 4005

Invoice date

30-Apr-21

Portfolio ID

158589

Invoice number

7951976

Fees

	\$
Adviser Service Fee	994.18
Fee calculated based on average balance for the month of \$2,251,153.03 (excludes dir prop, cash, other/alternative). First \$300,001 at 0.85%, next \$300,000 at 0.65%, next \$1,651,152.03 at 0.45% p.a. excl GST = \$994.18 for the month.	
Premium Portfolio Administrative Service	34.80
Fee calculated based on average balance for the month of \$167,049.64 (excludes dir prop, BBs, TDs, dom shares, int shares, dom FI, int FI, options, shorts, listed prop, other/alternative, MF, loans) at 0.25% p.a. excl GST = \$34.80 for the month.	
Premium Portfolio Administrative Service	543.99
Fee calculated based on average balance for the month of \$2,251,153.03 (excludes dir prop, cash, other/alternative). First \$600,001 at 0.4%, next \$1,651,152.03 at 0.25% p.a. excl GST = \$543.99 for the month.	
Total fees	1,572.97
GST on total fees	157.30
Total amount	1,730.27

Issued by Burrell Stockbroking
ABN 82088958481

Tax invoice for

Mr C P & Mrs T Souvlis
Souvlis Family Super Fund
PO Box 478
NEW FARM QLD 4005

Invoice date

31-May-21

Portfolio ID

158589

Invoice number

8037473

Fees

	\$
Adviser Service Fee	999.55
Fee calculated based on average balance for the month of \$2,265,469.63 (excludes dir prop, cash, other/alternative). First \$300,001 at 0.85%, next \$300,000 at 0.65%, next \$1,665,468.63 at 0.45% p.a. excl GST = \$999.55 for the month.	
Premium Portfolio Administrative Service	33.61
Fee calculated based on average balance for the month of \$161,320.42 (excludes dir prop, BBs, TDs, dom shares, int shares, dom FI, int FI, options, shorts, listed prop, other/alternative, MF, loans) at 0.25% p.a. excl GST = \$33.61 for the month.	
Premium Portfolio Administrative Service	546.97
Fee calculated based on average balance for the month of \$2,265,469.63 (excludes dir prop, cash, other/alternative). First \$600,001 at 0.4%, next \$1,665,468.63 at 0.25% p.a. excl GST = \$546.97 for the month.	
Total fees	1,580.13
GST on total fees	158.02
Total amount	1,738.15

Issued by Burrell Stockbroking
ABN 82088958481

Tax invoice for

Mr C P & Mrs T Souvlis
Souvlis Family Super Fund
PO Box 478
NEW FARM QLD 4005

Invoice date

30-Jun-21

Portfolio ID

158589

Invoice number

8124882

Fees

	\$
Adviser Service Fee	1,022.90
Fee calculated based on average balance for the month of \$2,327,725 (excludes dir prop, cash, other/alternative). First \$300,001 at 0.85%, next \$300,000 at 0.65%, next \$1,727,724 at 0.45% p.a. excl GST = \$1,022.90 for the month.	
Premium Portfolio Administrative Service	33.97
Fee calculated based on average balance for the month of \$163,057.38 (excludes dir prop, BBs, TDs, dom shares, int shares, dom FI, int FI, options, shorts, listed prop, other/alternative, MF, loans) at 0.25% p.a. excl GST = \$33.97 for the month.	
Premium Portfolio Administrative Service	559.94
Fee calculated based on average balance for the month of \$2,327,725 (excludes dir prop, cash, other/alternative). First \$600,001 at 0.4%, next \$1,727,724 at 0.25% p.a. excl GST = \$559.94 for the month.	
Total fees	1,616.81
GST on total fees	161.68
Total amount	1,778.49

Issued by Burrell Stockbroking
ABN 82088958481

Important notices

General notices

General Notice

To the extent that any advice in this report can be taken to relate to the acquisition, or possible acquisition, of a particular financial product, you should obtain a Product Disclosure Statement relating to the product and consider the Statement before making any decision about whether to acquire the product.

Disclaimer & Disclosure: Burrell Stockbroking Pty Ltd and its associates state that they and/or their families or companies or trusts may have an interest in the securities mentioned in this document and do receive commissions or fees from the sale or purchase of securities mentioned therein. Burrell Stockbroking and its associates also state that any comments are intended to provide information to our clients exclusively and reflects our view on the securities concerned and does not take account of the appropriateness of the recommendation for any particular client who should obtain specific professional advice from his or her Burrell Stockbroking Pty Ltd advisor on the suitability of the recommendation. Whilst we believe that the statements herein are based on accurate and reliable information, no warranty is given to its accuracy and completeness and Burrell Stockbroking Pty Ltd, its Directors and employees do not accept any liability for any loss arising as a result of a person acting thereon.

Burrell Stockbroking Pty Ltd (ABN 82 088 958 481), a Participant of the ASX Group and the NSX.

Performance

Past performance is not a reliable indicator of future performance.

This report is NOT intended to be advice

The information provided on this report is not intended to influence any person in making a decision in relation to a particular financial product, class of financial products, or any interest in either. Taxation is only one of the matters that must be considered when making a decision in relation to a financial product. However, to the extent that advice is provided on this report, it does not take into account any person's particular objectives, financial situation or needs. These should be considered to determine the appropriateness of the advice, before acting on it.

Taxation

CGT for Exchange Traded Options (ETO's)

When the writer grants an option, the premium received represents a capital gain pursuant to CGT event D2 (except if the writer is the company granting the options over its own shares or debentures or by the trustee of a unit trust over its own units or debentures). Also, there is no discount on capital gain pursuant to CGT event D2 (applicable to any entity). Should the option subsequently be exercised, the capital gain that the grantor would otherwise have made from writing the option under CGT Event D2 mentioned above is disregarded. The premium however, will be recognised when calculating the subsequent disposal of the underlying shares CGT Event A1 either as:

- A reduction in the cost base of the underlying asset in the case of a put option or
- Part of the capital proceeds in the case of a call option upon disposal of the shares by the grantor.

Accordingly, an amended assessment from the Australian Taxation Office may need to be requested for the prior year to reduce the CGT event D2 capital gain that arose in the prior year.

In relation to the options, the unrealised CGT report covers possible CGT consequences that may eventuate if the options are traded on an active market or the options are closed out.

Company Options and Rights on Pre CGT Assets

Holders of rights or options issued in respect of pre-CGT securities, who take up their entitlement to purchase the underlying security, should ensure that in addition to the consideration paid for this security, the cost base of the underlying security also includes the market value of the right or option at the exercise date. The automated system for rights and options will only include the consideration paid to acquire the security in its cost base.

Corporate Shareholders and Share Buybacks

Corporate shareholders i.e. companies who make a CGT loss as a result of a share buyback may have that loss denied or reduced as a result of section 159GZZZQ of the Income Tax Assessment Act 1936. The automated system for input of share buybacks does not take into account this provision. Shareholders to whom this provision applies should obtain their own taxation advice.

Foreign Income Tax Offsets on Foreign Listed Securities

For dividends paid to Australian residents on foreign listed securities, foreign income tax offsets will be calculated based on the tax treaty between Australia and the security's country of domicile. For countries that do not have a current tax treaty with Australia, the default rate will be applied. A foreign income tax offset is only calculated and reported on dividends where the gross dividend rate has been received from the data provider. If the dividend rate is received net or free of tax rate, no foreign income tax offset will be applied. Clients should also seek their own taxation advice where required.

Section 115-45. CGT Discounting

Users should be aware of the existence of section 115-45 which potentially denies the CGT discount concession upon the sale of shares in a company or interest in a trust where the taxpayer would not have been allowed CGT discounting on the majority of the CGT assets by cost and value in the company or trust had a CGT event happened to those assets. Clients to whom this situation applies should also seek their own taxation advice.

Important notices continued

Taxation

Superannuation Funds - Assets held at 30/06/1988

Assets held by superannuation funds at 30 June 1988 including those acquired before 19 September 1985 are subject to special transitional measures that mean the assets are deemed to have been acquired on 30 June 1988. For these assets, the capital gain or loss that is realised upon disposal may be impacted by the market value of the asset at 30 June 1988. The automated system for calculating capital gains tax will only take into account the cost of the asset, not the market value as at 30 June 1988. To override the cost base with the market value, the cost base for the parcels can be edited in the Transaction screen. Holders to whom these transitional measures apply should obtain their own taxation advice.