
Workpapers - 2021 Financial Year

Shimada Family Superannuation Fund

Preparer: Queen Galvez

Reviewer: Steven Lee

Printed: 22 April 2022

Lead Schedule

2021 Financial Year

Code	Workpaper	CY Balance	LY Balance	Change	Status
23800	Distributions Received	(\$9,581.08)	(\$69,182.21)	(86.15)%	Completed
23900	Dividends Received	(\$1,967.53)	(\$1,516.54)	29.74%	Completed
24700	Changes in Market Values of Investments	(\$38,578.58)	\$37,841.19	(201.95)%	Completed
25000	Interest Received	(\$3,309.46)	(\$4,387.95)	(24.58)%	Completed
26500	Other Investment Income	(\$10.29)		100%	Completed
30100	Accountancy Fees	\$2,850.00	\$2,850.00	0%	Completed
30400	ATO Supervisory Levy	\$259.00	\$259.00	0%	Completed
30700	Auditor's Remuneration	\$450.00	\$450.00	0%	Completed
31500	Bank Charges	\$99.54	\$436.85	(77.21)%	Completed
37900	Interest Paid		\$0.01	100%	Completed
41600	Pensions Paid	\$32,000.00	\$100,726.03	(68.23)%	Completed
48500	Income Tax Expense	(\$545.90)	(\$1,277.04)	(57.25)%	Completed
49000	Profit/Loss Allocation Account	\$18,334.30	(\$66,199.34)	(127.7)%	Completed
50000	Members	(\$696,918.60)	(\$678,584.30)	2.7%	Completed
60400	Bank Accounts	\$402,988.98	\$92,105.57	337.53%	Completed
60800	Term Deposits		\$292,692.28	100%	Completed
61800	Distributions Receivable	\$6,118.73	\$21,512.70	(71.56)%	Completed
68000	Sundry Debtors	\$26,360.62		100%	Completed

Code	Workpaper	CY Balance	LY Balance	Change	Status
74700	Managed Investments (Australian)	\$42,825.00		100%	Completed
77600	Shares in Listed Companies (Australian)	\$13,200.00	\$62,489.50	(78.88)%	Completed
77700	Shares in Listed Companies (Overseas)	\$73,650.44	\$18,632.09	295.29%	Completed
78200	Units in Listed Unit Trusts (Australian)	\$128,045.16	\$103,720.00	23.45%	Completed
78400	Units in Unlisted Unit Trusts (Australian)	\$3,183.77	\$113,702.99	(97.2)%	Completed
85000	Income Tax Payable /Refundable	\$545.90	\$1,277.04	(57.25)%	Completed
88000	Sundry Creditors		(\$27,547.87)	100%	Completed
A	Financial Statements				Completed
B	Permanent Documents				Completed
C	Other Documents				Completed
D	Pension Documentation				Completed
E	Estate Planning				Completed

23800 - Distributions Received

2021 Financial Year

Preparer Queen Galvez

Reviewer Steven Lee

Status Completed

Account Code	Description	CY Balance	LY Balance	Change
CQE.AX	Charter Hall Social Infrastructure Reit	(\$0.86)		100%
ETHI.AX1	Betashares Global Sustainability Leaders Etf	(\$19.01)		100%
HVST.AX	Betashares Australian Dividend Harvester Fund (managed Fund)	(\$875.68)	(\$1,102.41)	(20.57)%
MAQ0353AU	Macq Global Infrastructure Trust II	(\$4,805.28)	(\$59,301.61)	(91.9)%
MGG.AX	Magellan Global Trust		(\$19.80)	100%
MHH.AX	Magellan High Conviction Trust	(\$675.00)	(\$1,699.52)	(60.28)%
MICH.AX	Magellan Infrastructure Fund (currency Hedged)(managed Fund)	(\$109.59)		100%
NDQ.AX1	Betashares Nasdaq 100 Etf	(\$19.42)		100%
SHSAAPCF	Aura Property Credit Fund	(\$1,982.13)	(\$6,892.61)	(71.24)%
VAN0010AU1	Vanguard Index Australian Shares Fd		(\$166.26)	100%
VAS.AX	Vanguard Australian Shares Index Etf	(\$734.93)		100%
VESG.AX	Vanguard Ethically Conscious International Shares Index Etf	(\$30.88)		100%
VGS.AX1	Vanguard Msci Index International Shares Etf	(\$121.95)		100%
VVLU.AX	Vanguard Global Value Equity Active Etf (managed Fund)	(\$206.35)		100%
TOTAL				
		CY Balance	LY Balance	
		(\$9,581.08)	(\$69,182.21)	

Supporting Documents

- Distribution Reconciliation Report [Report](#)
- ETHI_Tax_Statement_2020_21.pdf [ETHI.AX1](#)
- HVST_Distribution_Advice_2020_11_17.pdf [HVST.AX](#)
- HVST_Distribution_Advice_2021_07_16.pdf [HVST.AX](#)
- HVST_Distribution_Advice_2021_06_17.pdf [HVST.AX](#)
- HVST_Tax_Statement_2020_21.pdf [HVST.AX](#)
- HVST_Distribution_Advice_2020_09_16.pdf [HVST.AX](#)
- HVST_Distribution_Advice_2021_03_16.pdf [HVST.AX](#)
- HVST_Distribution_Advice_2020_10_16.pdf [HVST.AX](#)
- Distribution_Magellan.pdf [MHH.AX](#)
- NDQ_Distribution_Advice_2021_01_19.pdf [NDQ.AX1](#)
- VAS_Issuer_Annual_Tax_Statement_2021_08_02 (1).pdf [VAS.AX](#)
- VAS_Payment_Advice_2021_07_16 (1).pdf [VAS.AX](#)
- VEGS_Issuer_Annual_Tax_Statement.pdf [VEGS.AX](#)
- VGS_Payment_Advice_2021_07_16.pdf [VGS.AX1](#)
- VVLU_Payment_Advice_2021_07_16.pdf [VVLU.AX](#)
- Distribution_Charter_Hall.pdf [CQE.AX](#)
- ETHI_Distribution_Advice_2021_01_19.pdf [ETHI.AX1](#)
- HVST_Distribution_Advice_2020_12_16.pdf [HVST.AX](#)
- HVST_Distribution_Advice_2021_02_16.pdf [HVST.AX](#)
- HVST_Distribution_Advice_2021_04_20.pdf [HVST.AX](#)
- HVST_Distribution_Advice_2020_08_18.pdf [HVST.AX](#)
- HVST_Distribution_Advice_2021_01_19.pdf [HVST.AX](#)
- HVST_Distribution_Advice_2021_05_18.pdf [HVST.AX](#)
- Macquarie_stats.pdf [MAQ0353AU](#)
- NDQ_Tax_Statement_2020_21.pdf [NDQ.AX1](#)
- AURA_Property_credit_fund.pdf [SHSAAPCF](#)
- VAS_Issuer_Annual_Tax_Statement_2021_08_02 (1).pdf [VAS.AX](#)
- VAS_Payment_Advice_2021_01_19 (1).pdf [VAS.AX](#)
- VAS_Payment_Advice_2021_04_20 (1).pdf [VAS.AX](#)
- VGS_Issuer_Annual_Tax_Statement.pdf [VGS.AX1](#)
- VVLU_Issuer_Annual_Tax_Statement_2021_08_02.pdf [VVLU](#)

Standard Checklist

- Attach a copy of all Tax Statements
- Attach a copy of Distribution Reconciliation Report
- Ensure all Distributions have been reviewed on [Distribution Tax Automation](#)

Shimada Family Superannuation Fund

Distribution Reconciliation Report

For The Period 01 July 2020 - 30 June 2021

Date	Non Primary Production Income (A) * ₁					Distributed Capital Gains (B) * ₂					Foreign Income * ₃		Non-Assessable			Taxable Income
	Payment Received	Franked	Unfranked	Interest/ Other	Franking Credits	Discounted (After Discount)	Rate * ₅	CGT Concession	Indexed	Other	Foreign Income	Foreign Credits	Tax Exempt	Tax Free	Tax Deferred / AMIT * ₆	
Managed Investments (Australian)																
VVLU.AX Vanguard Global Value Equity Active Etf (managed Fund)																
30/06/2021	206.35						S									0.00
30/06/2021	0.00						S									0.00
30/06/2021	0.00	0.31	0.07	49.23	0.09	20.97	I	20.96	0.00	0.00	175.34	35.90	0.00	0.00	(60.52)	281.91
	206.35	0.31	0.07	49.23	0.09	20.97		20.96	0.00	0.00	175.34	35.90	0.00	0.00	(60.52)	281.91
<i>Net Cash Distribution:</i>	<i>206.36</i>	<i>Variance^</i>	<i>(0.01)</i>													
	206.35	0.31	0.07	49.23	0.09	20.97		20.96	0.00	0.00	175.34	35.90	0.00	0.00	(60.52)	281.91
Units in Listed Unit Trusts (Australian)																
CQE.AX Charter Hall Social Infrastructure Reit																
21/04/2021	0.29						S									0.00
30/06/2021	0.57						S									0.00
30/06/2021	0.00	0.00	0.00	0.40	0.00	0.39	I	0.40	0.00	0.00	0.01	0.02	0.00	0.00	(0.33)	0.82
	0.86	0.00	0.00	0.40	0.00	0.39		0.40	0.00	0.00	0.01	0.02	0.00	0.00	(0.33)	0.82
<i>Net Cash Distribution:</i>	<i>0.87</i>	<i>Variance^</i>	<i>(0.01)</i>													
ETHI.AX Betashares Global Sustainability Leaders Etf																
19/01/2021	19.01						S									0.00
30/06/2021	0.00					8.14	I	8.14		0.83	1.90	0.47			0.00	11.34
	19.01					8.14		8.14		0.83	1.90	0.47			0.00	11.34

Shimada Family Superannuation Fund Distribution Reconciliation Report

For The Period 01 July 2020 - 30 June 2021

Date	Payment Received	Non Primary Production Income (A) * ₁				Distributed Capital Gains (B) * ₂					Foreign Income * ₃		Non-Assessable			Taxable Income
		Franked	Unfranked	Interest/ Other	Franking Credits	Discounted (After Discount)	Rate * ₅	CGT Concession	Indexed	Other	Foreign Income	Foreign Credits	Tax Exempt	Tax Free	Tax Deferred / AMIT * ₆	
<i>Net Cash Distribution:</i>		19.01														
HVST.AX Betashares Australian Dividend Harvester Fund (managed Fund)																
18/08/2020	71.86						S									0.00
16/09/2020	71.86						S									0.00
16/10/2020	71.86						S									0.00
17/11/2020	71.86						S									0.00
16/12/2020	71.86						S									0.00
19/01/2021	79.60						S									0.00
05/03/2021	79.60						S									0.00
16/03/2021	79.60						S									0.00
20/04/2021	79.60						S									0.00
18/05/2021	79.60						S									0.00
17/06/2021	59.19						S									0.00
30/06/2021	59.19						S									0.00
30/06/2021	0.00	625.60	108.39	5.91	300.94	0.00	I	0.00	0.00	0.00	3.65	0.58	0.00	0.00	132.13	1,045.07
	875.68	625.60	108.39	5.91	300.94	0.00		0.00	0.00	0.00	3.65	0.58	0.00	0.00	132.13	1,045.07
<i>Net Cash Distribution:</i>		875.68														
MHH.AX Magellan High Conviction Trust																
30/06/2021	675.00						S									0.00

Shimada Family Superannuation Fund

Distribution Reconciliation Report

For The Period 01 July 2020 - 30 June 2021

Date	Non Primary Production Income (A) * ₁					Distributed Capital Gains (B) * ₂					Foreign Income * ₃		Non-Assessable			Taxable Income
	Payment Received	Franked	Unfranked	Interest/ Other	Franking Credits	Discounted (After Discount)	Rate * ₅	CGT Concession	Indexed	Other	Foreign Income	Foreign Credits	Tax Exempt	Tax Free	Tax Deferred / AMIT * ₆	
30/06/2021	0.00	0.00	0.00	0.00	0.00	0.00	I	0.00	0.00	0.00	0.00	0.00	0.00	0.00	675.00	0.00
	675.00	0.00	0.00	0.00	0.00	0.00		0.00	0.00	0.00	0.00	0.00	0.00	0.00	675.00	0.00
<i>Net Cash Distribution:</i>		675.00														
MICH.AX Magellan Infrastructure Fund (currency Hedged)(managed Fund)																
15/01/2021	109.59						S								0.00	
30/06/2021	0.00	0.23	0.31	68.91	0.53	0.00	I	0.00	0.00	0.00	40.14	5.72	0.00	0.00	0.00	115.84
	109.59	0.23	0.31	68.91	0.53	0.00		0.00	0.00	0.00	40.14	5.72	0.00	0.00	0.00	115.84
<i>Net Cash Distribution:</i>		109.59														
NDQ.AX Betashares Nasdaq 100 Etf																
19/01/2021	19.42						S								0.00	
30/06/2021	0.00	0.00	0.00	0.00	0.00	9.43	I	9.43	0.00	0.00	0.56	0.43	0.00	0.00	0.00	10.42
	19.42	0.00	0.00	0.00	0.00	9.43		9.43	0.00	0.00	0.56	0.43	0.00	0.00	0.00	10.42
<i>Net Cash Distribution:</i>		19.42														
VAS.AX Vanguard Australian Shares Index Etf																
19/01/2021	369.05						S								0.00	
20/04/2021	115.49						S								0.00	
30/06/2021	250.39						S								0.00	
30/06/2021	0.00	513.53	97.67	89.85	234.05	33.46	I	33.46	0.00	0.00	29.38	1.06	0.00	0.00	(62.42)	999.00
	734.93	513.53	97.67	89.85	234.05	33.46		33.46	0.00	0.00	29.38	1.06	0.00	0.00	(62.42)	999.00

Shimada Family Superannuation Fund

Distribution Reconciliation Report

For The Period 01 July 2020 - 30 June 2021

Date	Payment Received	Non Primary Production Income (A) * ₁				Distributed Capital Gains (B) * ₂					Foreign Income * ₃		Non-Assessable			Taxable Income
		Franked	Unfranked	Interest/ Other	Franking Credits	Discounted (After Discount)	Rate * ₅	CGT Concession	Indexed	Other	Foreign Income	Foreign Credits	Tax Exempt	Tax Free	Tax Deferred / AMIT * ₆	
<i>Net Cash Distribution:</i>		734.93														
VESG.AX Vanguard Ethically Conscious International Shares Index Etf																
16/10/2020	30.88						S									0.00
30/06/2021	0.00	0.00	0.00	0.54	0.00	0.00	I	0.00	0.00	0.00	30.34	3.23	0.00	0.00	0.00	34.11
	30.88	0.00	0.00	0.54	0.00	0.00		0.00	0.00	0.00	30.34	3.23	0.00	0.00	0.00	34.11
<i>Net Cash Distribution:</i>		30.88														
VGS.AX Vanguard Msci Index International Shares Etf																
30/06/2021	121.95						S									0.00
30/06/2021	0.00	0.00	0.00	1.07	0.00	84.55	I	84.55	0.00	0.00	83.90	13.03	0.00	0.00	(132.12)	182.55
	121.95	0.00	0.00	1.07	0.00	84.55		84.55	0.00	0.00	83.90	13.03	0.00	0.00	(132.12)	182.55
<i>Net Cash Distribution:</i>		121.95														
	2,587.32	1,139.36	206.37	166.68	535.52	135.97		135.98	0.00	0.83	189.88	24.54	0.00	0.00	612.26	2,399.15

Units in Unlisted Unit Trusts (Australian)

MAQ0353AU Macq Global Infrastructure Trust II

30/06/2021	4,805.28			0.21		99.78	I	99.78								4,605.51	99.99
	4,805.28			0.21		99.78		99.78								4,605.51	99.99
<i>Net Cash Distribution:</i>		4,805.28															

SHSAAPCF Aura Property Credit Fund

18/08/2020	601.26						S									0.00
------------	--------	--	--	--	--	--	---	--	--	--	--	--	--	--	--	------

Shimada Family Superannuation Fund
Distribution Reconciliation Report

For The Period 01 July 2020 - 30 June 2021

Date	Payment Received	Non Primary Production Income (A) * ₁		Distributed Capital Gains (B) * ₂					Foreign Income * ₃		Non-Assessable			Taxable Income		
		Franked	Unfranked	Interest/ Other	Franking Credits	Discounted (After Discount)	Rate * ₅	CGT Concession	Indexed	Other	Foreign Income	Foreign Credits	Tax Exempt		Tax Free	Tax Deferred / AMIT * ₆
11/09/2020	701.75						S								0.00	
14/10/2020	679.12			1,105.98			S								876.15	1,105.98
	1,982.13			1,105.98											876.15	1,105.98
<i>Net Cash Distribution:</i>	1,982.13															
	6,787.41			1,106.19				99.78	99.78						5,481.66	1,205.97

Shimada Family Superannuation Fund Distribution Reconciliation Report

For The Period 01 July 2020 - 30 June 2021

Date	Non Primary Production Income (A) * ₁				Distributed Capital Gains (B) * ₂				Foreign Income * ₃		Non-Assessable				Taxable Income	
	Payment Received	Franked	Unfranked	Interest/ Other	Franking Credits	Discounted (After Discount)	Rate * ₅	CGT Concession	Indexed	Other	Foreign Income	Foreign Credits	Tax Exempt	Tax Free		Tax Deferred / AMIT * ₆
TOTAL	9,581.08	1,139.67	206.44	1,322.10	535.61	256.72		256.72	0.00	0.83	365.22	60.44	0.00	0.00	6,033.40	3,887.03

Total Distributed Gains

Discount Rate	Discounted	Gross
Superfund 1/3	0.00	0.00
Individual 50%(I)	256.72	514.26
Total	256.72	514.26

*₁ Summary of Non Primary Production Income (A)

Tax Label	Franked	Unfranked	Interest/Other	Less Other Deduction	Income Before Credits * ₇	Franking Credits	Total Including Credits
11M Gross trust distributions	1,139.67	206.44	1,322.10	0.00	2,668.21	535.61	3,203.82

*₂ Forms part of the Net Capital Gains calculation for Tax Label 11A.

*₃ Forms part of the Foreign Credits calculation for Tax Label 11D, D1, 13C1.

*₄ Taxable Income is designed to match Tax Statement provided by Fund Manager.

Taxable Income in the SMSF Annual Return will be different due to application of Capital Losses in Net Capital Gain calculation and application of different discount method.

*₅ This is the discount rate selected for the transaction. "S" being Super Funds at 1/3 and "I" being Individual at 50%.

*₆ AMIT cost base net increase is reflected as negative amount i.e. negative tax deferred and AMIT cost base net decrease is reflected as positive amount i.e. positive tax deferred.

*₇ Sum of Income Before Credits reconciles with Taxable Trust Distributions in Statement of Taxable Income.

^ Variance between Payment Received and Net Cash Distribution.

VENDARA PTY LTD
 <SHIMADA FAMILY SUPER A/C>
 76 TAMBOURINE BAY ROAD
 RIVERVIEW NSW 2066

Charter Hall Social Infrastructure REIT

Investor Number: *****

Investor Name: VENDARA PTY LTD

Attribution Managed Investment Trust Member Annual Statement for the year ended 30 June 2021

This statement assumes that you are an Australian resident individual unitholder. We recommend that if this is not applicable or your situation is unusual or complex that you seek professional advice.

S00112806211

Summary of 2021 Tax Return (supplementary section) Items

Tax Return (supplementary section)	Amount (\$)¹	Tax Return Label
Share of non-primary production (NPP) income	0.40	13U
NPP income - Franked distributions from trusts	0.00	13C
Other deductions relating to NPP distributions	0.00	13Y
Share of franking credit from franked dividends	0.00	13Q
Share of credit for TFN amounts withheld	0.00	13R
Share of credit for non-resident withholding amounts withheld	0.00	13A
Total current year capital gains	0.80	18H
Net capital gain	0.40	18A
Assessable foreign source income	0.02	20E
Other net foreign source income	0.02	20M
Foreign income tax offsets	0.02	20O

Please see reverse for detailed components of the distribution.

Components of Distribution

	Cash Distribution (\$)	Tax Paid/Offsets (\$ (E))	Attribution Amount (\$)
Australian Income			
Dividends – Unfranked	0.00		0.00
Conduit Foreign Income	0.00		0.00
Interest	0.00		0.00
Other income	0.40		0.40
Clean Building	0.00		0.00
NCMI – Non primary production	0.00		0.00
Excluded from NCMI – Non primary production	0.00		0.00
Non-Primary Production Income (A)	0.40		0.40
Dividends: Franked amount (Franked Dist) (X)	0.00	0.00	0.00
Capital Gains			
Discounted capital gain (TAP)	0.26	0.00	0.26
Discounted capital gain (NTAP)	0.14	0.00	0.14
Capital gains – Other method (TAP)	0.00	0.00	0.00
Capital gains – Other method (NTAP)	0.00	0.00	0.00
NCMI capital Gains	0.00		0.00
Excluded from NCMI capital gains	0.00		0.00
Net Capital Gain	0.40	0.00	0.40
AMIT CGT Gross up amount			0.40
Other capital gains distribution	0.05		
Total current year capital gains (C)	0.45		0.80
Foreign Income			
Assessable foreign source income	0.01	0.01	0.02
Total foreign income (D)	0.01		
Cash Distribution Sub Total (A+X+C+D)	0.86	0.02	
Other Non-Assessable Amounts			
Net exempted amounts	0.00		
Non-assessable non-exempt amounts (F)	0.00		
Other non-attributable amounts	0.00		
Gross Cash Distribution (G)	0.86		
Attribution Managed Investment Trust (AMIT) cost base adjustments			
AMIT cost base net amount – excess (decrease)	0.00		
AMIT cost base net amount – shortfall (increase)	0.33		
Other amounts deducted from trust distributions			
Less: TFN amounts withheld	0.00		
Less: Non-resident withholding tax	0.00		
Less: Other expenses	0.00		
Net Cash Distribution	0.86		

Notes:

- All amounts are in Australian dollars and withholding tax has been deducted where applicable. Charter Hall has prepared a Tax Guide to assist you in completing your 2021 Tax return. This guide can be found at www.charterhall.com.au/taxatonguide.

PLEASE RETAIN THIS STATEMENT FOR INCOME TAX PURPOSES

S00112806211

Part A: Your details

007 049637

VENDARA PTY LTD
 <SHIMADA FAMILY SUPER A/C>
 76 TAMBOURINE BAY ROAD
 RIVERVIEW NSW 2066

Date: 31 July 2021
 Reference No.: X*****5305

BETASHARES GLOBAL SUSTAINABILITY LEADERS ETF Attribution Managed Investment Trust Member Annual Statement for the year ended 30 June 2021

Part B: Summary of 2021 tax return (supplementary section) items for a resident individual

Non Australian residents should seek independent Australian tax advice.

Tax return (supplementary section)	Amount	Tax return label
Share of net income from trusts, less net capital gains, foreign income and franked distributions	\$0.00	13U
Franked distribution from trusts	\$0.00	13C
Other deductions relating to non-primary production income	\$0.00	13Y
Share of franking credits from franked dividends	\$0.00	13Q
Share of credit for foreign resident withholding amounts (excluding capital gains)	\$0.00	13A
Share of credit for tax amounts withheld	\$0.00	13R
Net capital gain	\$8.97	18A
Total current year capital gains	\$17.11	18H
Credit for foreign resident capital gains withholding amounts	\$0.00	18X
Assessable foreign source income	\$2.37	20E
Other net foreign source income	\$2.37	20M
Australian franking credits from a New Zealand franking company	\$0.00	20F
Foreign income tax offset *	\$0.47	20O
Early stage venture capital limited partnership: current year tax offset	\$0.00	T7K
Early stage investor: current year tax offset	\$0.00	T8L
Other refundable tax offsets: Exploration credits	\$0.00	T9P

*To work out your foreign income tax offset (FITO) entitlement, see **20 Foreign source income and foreign assets or property** or the Guide to foreign tax offset rules 2021.

Part B: Capital gains tax information – Additional information for item 18

	Amount	
Capital gains - discounted method	\$16.28	(gross amount)
Capital gains - indexation method	\$0.00	
Capital gains - other method	\$0.83	
Total current year capital gains	\$17.11	

Part C: Components of attribution

	Cash distributions	Tax paid or Franking credit (grossed up)	Attributable amount
Australian Income			
Dividends - unfranked amount declared to be CFI	\$0.00		\$0.00
Dividends - unfranked amount not declared to be CFI	\$0.00		\$0.00
Dividends - less LIC capital gain deduction	\$0.00		\$0.00
Interest (subject to non - resident withholding tax)	\$0.00		\$0.00
Interest (not subject to non - resident withholding tax)	\$0.00		\$0.00
Other assessable Australian income	\$0.00		\$0.00
Clean Building MIT Income	\$0.00		\$0.00
Less other allowable trust deductions	\$0.00		\$0.00
NCMI – Non-primary production	\$0.00		\$0.00
Excluded from NCMI – Non-primary production	\$0.00		\$0.00
Non-primary production income	\$0.00		\$0.00
Dividends - Franked amount	\$0.00	\$0.00	\$0.00
Capital Gains			
Capital gains - discounted method - TAP	\$0.00		\$0.00
Capital gains - discounted method - TAP - NCMI	\$0.00		\$0.00
Capital gains - discounted method - TAP - Excluded from NCMI	\$0.00		\$0.00
Capital gains - discounted method - NTAP	\$8.14	\$0.00	\$8.14
Capital gains - discounted method - NTAP - NCMI	\$0.00		\$0.00
Capital gains - discounted method - NTAP - Excluded from NCMI	\$0.00		\$0.00
Capital gains - discounted method - TAP - Clean building MIT	\$0.00		\$0.00
Capital gains - indexation method - TAP	\$0.00		\$0.00
Capital gains - indexation method - NTAP	\$0.00		\$0.00
Capital gains - other method - TAP	\$0.00		\$0.00
Capital gains - other method - TAP - NCMI	\$0.00		\$0.00
Capital gains - other method - TAP - Excluded from NCMI	\$0.00		\$0.00
Capital gains - other method - NTAP	\$0.83	\$0.00	\$0.83
Capital gains - other method - NTAP - NCMI	\$0.00		\$0.00
Capital gains - other method - NTAP - Excluded from NCMI	\$0.00		\$0.00
Capital gains - other method - TAP - Clean building MIT	\$0.00		\$0.00
Net capital gains	\$8.97		\$8.97
AMIT CGT gross up amount			\$8.14
Other capital gains distribution	\$8.14		
Total current year capital gains	\$17.11	\$0.00	\$17.11
Foreign Income			
Other net foreign source income	\$1.90	\$0.47	\$2.37
Australian franking credit from a New Zealand franking company		\$0.00	\$0.00
CFC income	\$0.00		\$0.00
Transferor trust income	\$0.00		\$0.00
Total foreign income	\$1.90	\$0.47	\$2.37
Other Non-assessable Amounts			
Net exempt income	\$0.00		
Non-assessable non-exempt amount	\$0.00		
Other non-attributable amounts	\$0.00		
Total Non-assessable amounts	\$0.00		
Gross Cash Distribution	\$19.01		
Other deductions from Distribution			
Less: Other Withholding Tax	\$0.00		
Less: TFN/ABN Withholding Tax	\$0.00		
Net Cash Distribution	\$19.01		

Under the AMIT tax rules, a fund may distribute a cash amount that is different to the taxable income attributed by the fund to investors. This can give rise to a cost base adjustment disclosed in Part E of this statement.

Part D : Tax offsets

Tax offsets	Amount
Franking credit tax offset	\$0.00
Foreign income tax offsets - excluding capital gains	\$0.47
Foreign income tax offsets - foreign capital gains (discounted method)	\$0.00
Foreign income tax offsets - foreign capital gains (other method)	\$0.00
Australian franking credits from a New Zealand franking company	\$0.00
Total tax offsets	\$0.47

Part E: Attribution Managed Investment Trust ('AMIT') cost base adjustments

AMIT cost base net increase amount	\$0.00
AMIT cost base net decrease amount	\$0.00

Part F: Payment summary information for the year ended 30 June 2021

	Attribution/Amount	Tax paid
Total fund payment	\$0.00	\$0.00
Interest Income	\$0.00	\$0.00
Unfranked dividend not declared to be CFI	\$0.00	\$0.00
Deemed payment - Dividend	\$0.00	\$0.00
Deemed payment - Interest	\$0.00	\$0.00
Deemed payment - Royalties	\$0.00	\$0.00
Deemed payment - Fund payment	\$0.00	\$0.00

BetaShares funds and AMIT

BetaShares funds are governed by the Attribution Managed Investment Trust tax rules (AMIT). The AMIT rules were introduced to simplify and make fairer the taxation of investors holding managed investment funds. Under these rules, the taxable income attributed to you for a fund's income year may be different to the cash distribution(s) you receive during the year. This can give rise to a cost base adjustment disclosed in Part E of this statement. This cost base adjustment should be taken into account upon disposal of the units when calculating your capital gain/loss.

You will be assessed for tax on the amount attributed to you by BetaShares, and this is the amount you must include in your tax return. Please refer to <https://www.betashares.com.au/tax> for further information about the AMIT tax regime.

Tax Guide

The Annual Tax Guide contains general information about how to use this statement when you complete your 2021 Tax Return. To view the 2021 Tax Guide, please visit: <http://www.betashares.com.au/TaxGuide>

This statement contains important information. Please retain it for taxation purposes as a charge may be levied for replacement.

To view or change your Unitholder details, please visit our investor website at www.linkmarketservices.com.au

Stay informed with the latest investment news, economic insights, and portfolio construction information. Subscribe to BetaShares' weekly newsletter www.betashares.com.au/subscribe



BetaShares

Exchange Traded Funds

Responsible Entity: BetaShares Capital Ltd
ABN 78 139 566 868 | AFSL 341181
ARSN 613 694 250

All Registry communications to:
C/- Link Market Services Limited
Locked Bag A14, Sydney South, NSW, 1235
Telephone: +61 1300 420 094
ASX Code: ETHI
Email: registrars@linkmarketservices.com.au
Website: www.linkmarketservices.com.au



007 022481

VENDARA PTY LTD
<SHIMADA FAMILY SUPER A/C>
76 TAMBOURINE BAY ROAD
RIVERVIEW NSW 2066

Distribution Advice

Payment date: 19 January 2021
Record date: 5 January 2021
Reference no.: X*****5305

TFN/ABN RECEIVED AND RECORDED

Dear Unitholder,

BETASHARES GLOBAL SUSTAINABILITY LEADERS ETF

Distribution statement for the period ended 31 December 2020

A distribution payment has been made in respect of your units as at the record date. The final details of the distribution components (including any non-assessable amounts) will be advised in the Attribution Managed Investment Trust Member Annual (AMMA) Statement for the year ending 30 June 2021.

Visit our investor website at www.linkmarketservices.com.au where you can view and change your details, including electing to receive distribution notifications by email going forward.

Class Description	Rate per Unit	Participating Units	Gross Amount
Ordinary Units	1.900756 cents	1,000	\$19.01
		Net Amount:	\$19.01

PAYMENT REMITTED TO:

BANK OF WESTERN AUSTRALIA
C/- SHOP G02B 84 KING ST
SYDNEY NSW 2000
Account Name: SHIMADA FAMI
BSB: 302-100 ACC: ***6635
Direct Credit Reference No.: 001255111157



BetaShares

Exchange Traded Funds

Responsible Entity: BetaShares Capital Ltd
ABN 78 139 566 868 | AFSL 341181
ARSN 169 907 064

All Registry communications to:
C/- Link Market Services Limited
Locked Bag A14, Sydney South, NSW, 1235
Telephone: +61 1300 420 094
ASX Code: HVST
Email: registrars@linkmarketservices.com.au
Website: www.linkmarketservices.com.au



007 001728

VENDARA PTY LTD
<SHIMADA FAMILY SUPER A/C>
76 TAMBOURINE BAY ROAD
RIVERVIEW NSW 2066

Distribution Advice

Payment date: 17 November 2020

Record date: 3 November 2020

Reference no.: X*****5305

TFN/ABN RECEIVED AND RECORDED

Dear Unitholder,

BetaShares Australian Dividend Harvester Fund (managed fund) (ASX Code: HVST)

Distribution statement for the period ended 31 October 2020

A distribution payment has been made in respect of your units as at the record date. The final details of the distribution components (including any non-assessable amounts) will be advised in the Attribution Managed Investment Trust Member Annual (AMMA) Statement for the year ending 30 June 2021.

Visit our investor website at www.linkmarketservices.com.au where you can view and change your details, including electing to receive distribution notifications by email going forward.

Class Description	Rate per Unit	Participating Units	Gross Amount
Ordinary Units	7.185563 cents	1,000	\$71.86
		Net Amount:	\$71.86

PAYMENT REMITTED TO:

BANK OF WESTERN AUSTRALIA
C/- SHOP G02B 84 KING ST
SYDNEY NSW 2000
Account Name: SHIMADA FAMI
BSB: 302-100 ACC: ***6635
Direct Credit Reference No.: 001253147765



BetaShares

Exchange Traded Funds

Responsible Entity: BetaShares Capital Ltd
ABN 78 139 566 868 | AFSL 341181
ARSN 169 907 064

All Registry communications to:
C/- Link Market Services Limited
Locked Bag A14, Sydney South, NSW, 1235
Telephone: +61 1300 420 094
ASX Code: HVST
Email: registrars@linkmarketservices.com.au
Website: www.linkmarketservices.com.au



007 001757

VENDARA PTY LTD
<SHIMADA FAMILY SUPER A/C>
76 TAMBOURINE BAY ROAD
RIVERVIEW NSW 2066

Distribution Advice

Payment date: 16 December 2020

Record date: 2 December 2020

Reference no.: X*****5305

TFN/ABN RECEIVED AND RECORDED

Dear Unitholder,

BetaShares Australian Dividend Harvester Fund (managed fund) (ASX Code: HVST)

Distribution statement for the period ended 30 November 2020

A distribution payment has been made in respect of your units as at the record date. The final details of the distribution components (including any non-assessable amounts) will be advised in the Attribution Managed Investment Trust Member Annual (AMMA) Statement for the year ending 30 June 2021.

Visit our investor website at www.linkmarketservices.com.au where you can view and change your details, including electing to receive distribution notifications by email going forward.

Class Description	Rate per Unit	Participating Units	Gross Amount
Ordinary Units	7.185563 cents	1,000	\$71.86
		Net Amount:	\$71.86

PAYMENT REMITTED TO:

BANK OF WESTERN AUSTRALIA
C/- SHOP G02B 84 KING ST
SYDNEY NSW 2000
Account Name: SHIMADA FAMI
BSB: 302-100 ACC: ***6635
Direct Credit Reference No.: 001254607320



BetaShares

Exchange Traded Funds

Responsible Entity: BetaShares Capital Ltd
ABN 78 139 566 868 | AFSL 341181
ARSN 169 907 064

All Registry communications to:
C/- Link Market Services Limited
Locked Bag A14, Sydney South, NSW, 1235
Telephone: +61 1300 420 094
ASX Code: HVST
Email: registrars@linkmarketservices.com.au
Website: www.linkmarketservices.com.au



007 043874

VENDARA PTY LTD
<SHIMADA FAMILY SUPER A/C>
76 TAMBOURINE BAY ROAD
RIVERVIEW NSW 2066

Distribution Advice

Payment date: 16 July 2021
Record date: 2 July 2021
Reference no.: X*****5305
TFN/ABN RECEIVED AND RECORDED

Dear Unitholder,

BETASHARES AUSTRALIAN DIVIDEND HARVESTER FUND (MANAGED FUND)

Distribution statement for the period ended 30 June 2021

A distribution payment has been made in respect of your units as at the record date. The final details of the distribution components (including any non-assessable amounts) is advised in the Attribution Managed Investment Trust Member Annual (AMMA) Statement for the year ended 30 June 2021.

Visit our investor website at www.linkmarketservices.com.au where you can view and change your details, including electing to receive distribution notifications by email going forward.

Class Description	Rate per Unit	Participating Units	Gross Amount
Ordinary Units	5.919 cents	1,000	\$59.19
		Net Amount:	\$59.19

PAYMENT REMITTED TO:

ANZ BANK
NBFI AGENCY TO 014-000
SYDNEY NSW 2000
Account Name: VENDARA PTY LTD <SHIMADA FAMILY
BSB: 014-936 ACC: *****1060
Direct Credit Reference No.: 001262162978

This statement contains important information; Please retain this statement for taxation purposes as a charge may be levied for replacement.



BetaShares

Exchange Traded Funds

Responsible Entity: BetaShares Capital Ltd
ABN 78 139 566 868 | AFSL 341181
ARSN 169 907 064

All Registry communications to:
C/- Link Market Services Limited
Locked Bag A14, Sydney South, NSW, 1235
Telephone: +61 1300 420 094
ASX Code: HVST
Email: registrars@linkmarketservices.com.au
Website: www.linkmarketservices.com.au



007 001794

VENDARA PTY LTD
<SHIMADA FAMILY SUPER A/C>
76 TAMBOURINE BAY ROAD
RIVERVIEW NSW 2066

Distribution Advice

Payment date: 16 February 2021
Record date: 2 February 2021
Reference no.: X*****5305
TFN/ABN RECEIVED AND RECORDED

Dear Unitholder,

BETASHARES AUSTRALIAN DIVIDEND HARVESTER FUND (MANAGED FUND)

Distribution statement for the period ended 31 January 2021

A distribution payment has been made in respect of your units as at the record date. The final details of the distribution components (including any non-assessable amounts) will be advised in the Attribution Managed Investment Trust Member Annual (AMMA) Statement for the year ending 30 June 2021.

Visit our investor website at www.linkmarketservices.com.au where you can view and change your details, including electing to receive distribution notifications by email going forward.

Class Description	Rate per Unit	Participating Units	Gross Amount
Ordinary Units	7.96 cents	1,000	\$79.60
		Net Amount:	\$79.60

PAYMENT REMITTED TO:

BANK OF WESTERN AUSTRALIA
C/- SHOP G02B 84 KING ST
SYDNEY NSW 2000
Account Name: SHIMADA FAMI
BSB: 302-100 ACC: ***6635
Direct Credit Reference No.: 001255524080



BetaShares

Exchange Traded Funds

Responsible Entity: BetaShares Capital Ltd
ABN 78 139 566 868 | AFSL 341181
ARSN 169 907 064

All Registry communications to:
C/- Link Market Services Limited
Locked Bag A14, Sydney South, NSW, 1235
Telephone: +61 1300 420 094
ASX Code: HVST
Email: registrars@linkmarketservices.com.au
Website: www.linkmarketservices.com.au



007 003601

VENDARA PTY LTD
<SHIMADA FAMILY SUPER A/C>
76 TAMBOURINE BAY ROAD
RIVERVIEW NSW 2066

Distribution Advice

Payment date: 17 June 2021
Record date: 2 June 2021
Reference no.: X*****5305

TFN/ABN RECEIVED AND RECORDED

Dear Unitholder,

BETASHARES AUSTRALIAN DIVIDEND HARVESTER FUND (MANAGED FUND)

Distribution statement for the period ended 31 May 2021

A distribution payment has been made in respect of your units as at the record date. The final details of the distribution components (including any non-assessable amounts) will be advised in the Attribution Managed Investment Trust Member Annual (AMMA) Statement for the year ending 30 June 2021.

Visit our investor website at www.linkmarketservices.com.au where you can view and change your details, including electing to receive distribution notifications by email going forward.

Class Description	Rate per Unit	Participating Units	Gross Amount
Ordinary Units	5.919 cents	1,000	\$59.19
		Net Amount:	\$59.19

PAYMENT REMITTED TO:

ANZ BANK
NBFI AGENCY TO 014-000
SYDNEY NSW 2000
Account Name: VENDARA PTY LTD <SHIMADA FAMILY
BSB: 014-936 ACC: *****1060
Direct Credit Reference No.: 001261214831

This statement contains important information; Please retain this statement for taxation purposes as a charge may be levied for replacement.



BetaShares

Exchange Traded Funds

Responsible Entity: BetaShares Capital Ltd
ABN 78 139 566 868 | AFSL 341181
ARSN 169 907 064

All Registry communications to:
C/- Link Market Services Limited
Locked Bag A14, Sydney South, NSW, 1235
Telephone: +61 1300 420 094
ASX Code: HVST
Email: registrars@linkmarketservices.com.au
Website: www.linkmarketservices.com.au



007 004813

VENDARA PTY LTD
<SHIMADA FAMILY SUPER A/C>
76 TAMBOURINE BAY ROAD
RIVERVIEW NSW 2066

Distribution Advice

Payment date: 20 April 2021
Record date: 6 April 2021
Reference no.: X*****5305

TFN/ABN RECEIVED AND RECORDED

Dear Unitholder,

BETASHARES AUSTRALIAN DIVIDEND HARVESTER FUND (MANAGED FUND)

Distribution statement for the period ended 31 March 2021

A distribution payment has been made in respect of your units as at the record date. The final details of the distribution components (including any non-assessable amounts) will be advised in the Attribution Managed Investment Trust Member Annual (AMMA) Statement for the year ending 30 June 2021.

Visit our investor website at www.linkmarketservices.com.au where you can view and change your details, including electing to receive distribution notifications by email going forward.

Class Description	Rate per Unit	Participating Units	Gross Amount
Ordinary Units	7.96 cents	1,000	\$79.60
		Net Amount:	\$79.60

PAYMENT REMITTED TO:

ANZ BANK
NBF I AGENCY TO 014-000
SYDNEY NSW 2000
Account Name: VENDARA PTY LTD <SHIMADA FAMILY
BSB: 014-936 ACC: *****1060
Direct Credit Reference No.: 001259854339

This statement contains important information; Please retain this statement for taxation purposes as a charge may be levied for replacement.

Part A: Your details

007 050017

VENDARA PTY LTD
 <SHIMADA FAMILY SUPER A/C>
 76 TAMBOURINE BAY ROAD
 RIVERVIEW NSW 2066

Date: 31 July 2021
 Reference No.: X*****5305

BETASHARES AUSTRALIAN DIVIDEND HARVESTER FUND (MANAGED FUND) Attribution Managed Investment Trust Member Annual Statement for the year ended 30 June 2021

Part B: Summary of 2021 tax return (supplementary section) items for a resident individual

Non Australian residents should seek independent Australian tax advice.

Tax return (supplementary section)	Amount	Tax return label
Share of net income from trusts, less net capital gains, foreign income and franked distributions	\$114.30	13U
Franked distribution from trusts	\$926.54	13C
Other deductions relating to non-primary production income	\$0.00	13Y
Share of franking credits from franked dividends	\$300.94	13Q
Share of credit for foreign resident withholding amounts (excluding capital gains)	\$0.00	13A
Share of credit for tax amounts withheld	\$0.00	13R
Net capital gain	\$0.00	18A
Total current year capital gains	\$0.00	18H
Credit for foreign resident capital gains withholding amounts	\$0.00	18X
Assessable foreign source income	\$4.23	20E
Other net foreign source income	\$4.23	20M
Australian franking credits from a New Zealand franking company	\$0.00	20F
Foreign income tax offset *	\$0.58	20O
Early stage venture capital limited partnership: current year tax offset	\$0.00	T7K
Early stage investor: current year tax offset	\$0.00	T8L
Other refundable tax offsets: Exploration credits	\$0.00	T9P

*To work out your foreign income tax offset (FITO) entitlement, see **20 Foreign source income and foreign assets or property** or the Guide to foreign tax offset rules 2021.

Part B: Capital gains tax information – Additional information for item 18

	Amount	
Capital gains - discounted method	\$0.00	(gross amount)
Capital gains - indexation method	\$0.00	
Capital gains - other method	\$0.00	
Total current year capital gains	\$0.00	

Part C: Components of attribution

	Cash distributions	Tax paid or Franking credit (grossed up)	Attributable amount
Australian Income			
Dividends - unfranked amount declared to be CFI	\$42.62		\$42.62
Dividends - unfranked amount not declared to be CFI	\$65.77		\$65.77
Dividends - less LIC capital gain deduction	\$0.00		\$0.00
Interest (subject to non - resident withholding tax)	\$5.10		\$5.10
Interest (not subject to non - resident withholding tax)	\$0.00		\$0.00
Other assessable Australian income	\$0.00		\$0.00
Clean Building MIT Income	\$0.02		\$0.02
Less other allowable trust deductions	\$0.00		\$0.00
NCMI – Non-primary production	\$0.58		\$0.58
Excluded from NCMI – Non-primary production	\$0.21		\$0.21
Non-primary production income	\$114.30		\$114.30
Dividends - Franked amount	\$625.60	\$300.94	\$926.54
Capital Gains			
Capital gains - discounted method - TAP	\$0.00		\$0.00
Capital gains - discounted method - TAP - NCMI	\$0.00		\$0.00
Capital gains - discounted method - TAP - Excluded from NCMI	\$0.00		\$0.00
Capital gains - discounted method - NTAP	\$0.00	\$0.00	\$0.00
Capital gains - discounted method - NTAP - NCMI	\$0.00		\$0.00
Capital gains - discounted method - NTAP - Excluded from NCMI	\$0.00		\$0.00
Capital gains - discounted method - TAP - Clean building MIT	\$0.00		\$0.00
Capital gains - indexation method - TAP	\$0.00		\$0.00
Capital gains - indexation method - NTAP	\$0.00		\$0.00
Capital gains - other method - TAP	\$0.00		\$0.00
Capital gains - other method - TAP - NCMI	\$0.00		\$0.00
Capital gains - other method - TAP - Excluded from NCMI	\$0.00		\$0.00
Capital gains - other method - NTAP	\$0.00	\$0.00	\$0.00
Capital gains - other method - NTAP - NCMI	\$0.00		\$0.00
Capital gains - other method - NTAP - Excluded from NCMI	\$0.00		\$0.00
Capital gains - other method - TAP - Clean building MIT	\$0.00		\$0.00
Net capital gains	\$0.00		\$0.00
AMIT CGT gross up amount			\$0.00
Other capital gains distribution	\$0.00		
Total current year capital gains	\$0.00	\$0.00	\$0.00
Foreign Income			
Other net foreign source income	\$3.65	\$0.58	\$4.23
Australian franking credit from a New Zealand franking company		\$0.00	\$0.00
CFC income	\$0.00		\$0.00
Transferor trust income	\$0.00		\$0.00
Total foreign income	\$3.65	\$0.58	\$4.23
Other Non-assessable Amounts			
Net exempt income	\$0.00		
Non-assessable non-exempt amount	\$0.00		
Other non-attributable amounts	\$132.13		
Total Non-assessable amounts	\$132.13		
Gross Cash Distribution	\$875.68		
Other deductions from Distribution			
Less: Other Withholding Tax	\$0.00		
Less: TFN/ABN Withholding Tax	\$0.00		
Net Cash Distribution	\$875.68		

Under the AMIT tax rules, a fund may distribute a cash amount that is different to the taxable income attributed by the fund to investors. This can give rise to a cost base adjustment disclosed in Part E of this statement.

Part D : Tax offsets

Tax offsets	Amount
Franking credit tax offset	\$300.94
Foreign income tax offsets - excluding capital gains	\$0.58
Foreign income tax offsets - foreign capital gains (discounted method)	\$0.00
Foreign income tax offsets - foreign capital gains (other method)	\$0.00
Australian franking credits from a New Zealand franking company	\$0.00
Total tax offsets	\$301.52

Part E: Attribution Managed Investment Trust ('AMIT') cost base adjustments

AMIT cost base net increase amount	\$0.00
AMIT cost base net decrease amount	\$132.13

Part F: Payment summary information for the year ended 30 June 2021

	Attribution/Amount	Tax paid
Total fund payment	\$4.73	\$0.00
Interest Income	\$5.10	\$0.00
Unfranked dividend not declared to be CFI	\$65.77	\$0.00
Deemed payment - Dividend	\$0.00	\$0.00
Deemed payment - Interest	\$0.00	\$0.00
Deemed payment - Royalties	\$0.00	\$0.00
Deemed payment - Fund payment	\$0.00	\$0.00

BetaShares funds and AMIT

BetaShares funds are governed by the Attribution Managed Investment Trust tax rules (AMIT). The AMIT rules were introduced to simplify and make fairer the taxation of investors holding managed investment funds. Under these rules, the taxable income attributed to you for a fund's income year may be different to the cash distribution(s) you receive during the year. This can give rise to a cost base adjustment disclosed in Part E of this statement. This cost base adjustment should be taken into account upon disposal of the units when calculating your capital gain/loss.

You will be assessed for tax on the amount attributed to you by BetaShares, and this is the amount you must include in your tax return. Please refer to <https://www.betashares.com.au/tax> for further information about the AMIT tax regime.

Tax Guide

The Annual Tax Guide contains general information about how to use this statement when you complete your 2021 Tax Return. To view the 2021 Tax Guide, please visit: <http://www.betashares.com.au/TaxGuide>

This statement contains important information. Please retain it for taxation purposes as a charge may be levied for replacement.

To view or change your Unitholder details, please visit our investor website at www.linkmarketservices.com.au

Stay informed with the latest investment news, economic insights, and portfolio construction information. Subscribe to BetaShares' weekly newsletter www.betashares.com.au/subscribe



BetaShares

Exchange Traded Funds

Responsible Entity: BetaShares Capital Ltd
ABN 78 139 566 868 | AFSL 341181
ARSN 169 907 064

All Registry communications to:
C/- Link Market Services Limited
Locked Bag A14, Sydney South, NSW, 1235
Telephone: +61 1300 420 094
ASX Code: HVST
Email: registrars@linkmarketservices.com.au
Website: www.linkmarketservices.com.au



007 001632

VENDARA PTY LTD
<SHIMADA FAMILY SUPER A/C>
76 TAMBOURINE BAY ROAD
RIVERVIEW NSW 2066

Distribution Advice

Payment date: 18 August 2020
Record date: 4 August 2020
Reference no.: X*****5305

TFN/ABN RECEIVED AND RECORDED

Dear Unitholder,

BetaShares Australian Dividend Harvester Fund (managed fund) (ASX Code: HVST)

Distribution statement for the period ended 31 July 2020

A distribution payment has been made in respect of your units as at the record date. The final details of the distribution components (including any non-assessable amounts) will be advised in the Attribution Managed Investment Trust Member Annual (AMMA) Statement for the year ending 30 June 2021.

Visit our investor website at www.linkmarketservices.com.au where you can view and change your details, including electing to receive distribution notifications by email going forward.

Class Description	Rate per Unit	Participating Units	Gross Amount
Ordinary Units	7.185563 cents	1,000	\$71.86
		Net Amount:	\$71.86

PAYMENT REMITTED TO:

BANK OF WESTERN AUSTRALIA
C/- SHOP G02B 84 KING ST
SYDNEY NSW 2000
Account Name: SHIMADA FAMI
BSB: 302-100 ACC: ***6635
Direct Credit Reference No.: 001242832343



BetaShares

Exchange Traded Funds

Responsible Entity: BetaShares Capital Ltd
ABN 78 139 566 868 | AFSL 341181
ARSN 169 907 064

All Registry communications to:
C/- Link Market Services Limited
Locked Bag A14, Sydney South, NSW, 1235
Telephone: +61 1300 420 094
ASX Code: HVST
Email: registrars@linkmarketservices.com.au
Website: www.linkmarketservices.com.au



007 001686

VENDARA PTY LTD
<SHIMADA FAMILY SUPER A/C>
76 TAMBOURINE BAY ROAD
RIVERVIEW NSW 2066

Distribution Advice

Payment date: 16 September 2020

Record date: 2 September 2020

Reference no.: X*****5305

TFN/ABN RECEIVED AND RECORDED

Dear Unitholder,

BetaShares Australian Dividend Harvester Fund (managed fund) (ASX Code: HVST)

Distribution statement for the period ended 31 August 2020

A distribution payment has been made in respect of your units as at the record date. The final details of the distribution components (including any non-assessable amounts) will be advised in the Attribution Managed Investment Trust Member Annual (AMMA) Statement for the year ending 30 June 2021.

Visit our investor website at www.linkmarketservices.com.au where you can view and change your details, including electing to receive distribution notifications by email going forward.

Class Description	Rate per Unit	Participating Units	Gross Amount
Ordinary Units	7.185563 cents	1,000	\$71.86
		Net Amount:	\$71.86

PAYMENT REMITTED TO:

BANK OF WESTERN AUSTRALIA
C/- SHOP G02B 84 KING ST
SYDNEY NSW 2000
Account Name: SHIMADA FAMI
BSB: 302-100 ACC: ***6635
Direct Credit Reference No.: 001251364539



BetaShares

Exchange Traded Funds

Responsible Entity: BetaShares Capital Ltd
ABN 78 139 566 868 | AFSL 341181
ARSN 169 907 064

All Registry communications to:
C/- Link Market Services Limited
Locked Bag A14, Sydney South, NSW, 1235
Telephone: +61 1300 420 094
ASX Code: HVST
Email: registrars@linkmarketservices.com.au
Website: www.linkmarketservices.com.au



007 022644

VENDARA PTY LTD
<SHIMADA FAMILY SUPER A/C>
76 TAMBOURINE BAY ROAD
RIVERVIEW NSW 2066

Distribution Advice

Payment date: 19 January 2021

Record date: 5 January 2021

Reference no.: X*****5305

TFN/ABN RECEIVED AND RECORDED

Dear Unitholder,

BETASHARES AUSTRALIAN DIVIDEND HARVESTER FUND (MANAGED FUND)

Distribution statement for the period ended 31 December 2020

A distribution payment has been made in respect of your units as at the record date. The final details of the distribution components (including any non-assessable amounts) will be advised in the Attribution Managed Investment Trust Member Annual (AMMA) Statement for the year ending 30 June 2021.

Visit our investor website at www.linkmarketservices.com.au where you can view and change your details, including electing to receive distribution notifications by email going forward.

Class Description	Rate per Unit	Participating Units	Gross Amount
Ordinary Units	7.96 cents	1,000	\$79.60
		Net Amount:	\$79.60

PAYMENT REMITTED TO:

BANK OF WESTERN AUSTRALIA
C/- SHOP G02B 84 KING ST
SYDNEY NSW 2000
Account Name: SHIMADA FAMI
BSB: 302-100 ACC: ***6635
Direct Credit Reference No.: 001255167319



BetaShares

Exchange Traded Funds

Responsible Entity: BetaShares Capital Ltd
ABN 78 139 566 868 | AFSL 341181
ARSN 169 907 064

All Registry communications to:
C/- Link Market Services Limited
Locked Bag A14, Sydney South, NSW, 1235
Telephone: +61 1300 420 094
ASX Code: HVST
Email: registrars@linkmarketservices.com.au
Website: www.linkmarketservices.com.au



007 001834

VENDARA PTY LTD
<SHIMADA FAMILY SUPER A/C>
76 TAMBOURINE BAY ROAD
RIVERVIEW NSW 2066

Distribution Advice

Payment date: 16 March 2021
Record date: 2 March 2021
Reference no.: X*****5305

TFN/ABN RECEIVED AND RECORDED

Dear Unitholder,

BETASHARES AUSTRALIAN DIVIDEND HARVESTER FUND (MANAGED FUND)

Distribution statement for the period ended 28 February 2021

A distribution payment has been made in respect of your units as at the record date. The final details of the distribution components (including any non-assessable amounts) will be advised in the Attribution Managed Investment Trust Member Annual (AMMA) Statement for the year ending 30 June 2021.

Visit our investor website at www.linkmarketservices.com.au where you can view and change your details, including electing to receive distribution notifications by email going forward.

Class Description	Rate per Unit	Participating Units	Gross Amount
Ordinary Units	7.96 cents	1,000	\$79.60
		Net Amount:	\$79.60

PAYMENT REMITTED TO:

ANZ BANK
NBFY AGENCY TO 014-000
SYDNEY NSW 2000
Account Name: VENDARA PTY LTD <SHIMADA FAMILY
BSB: 014-936 ACC: *****1060
Direct Credit Reference No.: 001258205175

This statement contains important information; Please retain this statement for taxation purposes as a charge may be levied for replacement.



BetaShares

Exchange Traded Funds

Responsible Entity: BetaShares Capital Ltd
ABN 78 139 566 868 | AFSL 341181
ARSN 169 907 064

All Registry communications to:
C/- Link Market Services Limited
Locked Bag A14, Sydney South, NSW, 1235
Telephone: +61 1300 420 094
ASX Code: HVST
Email: registrars@linkmarketservices.com.au
Website: www.linkmarketservices.com.au



007 003543

VENDARA PTY LTD
<SHIMADA FAMILY SUPER A/C>
76 TAMBOURINE BAY ROAD
RIVERVIEW NSW 2066

Distribution Advice

Payment date: 18 May 2021
Record date: 4 May 2021
Reference no.: X*****5305

TFN/ABN RECEIVED AND RECORDED

Dear Unitholder,

BETASHARES AUSTRALIAN DIVIDEND HARVESTER FUND (MANAGED FUND)

Distribution statement for the period ended 30 April 2021

A distribution payment has been made in respect of your units as at the record date. The final details of the distribution components (including any non-assessable amounts) will be advised in the Attribution Managed Investment Trust Member Annual (AMMA) Statement for the year ending 30 June 2021.

Visit our investor website at www.linkmarketservices.com.au where you can view and change your details, including electing to receive distribution notifications by email going forward.

Class Description	Rate per Unit	Participating Units	Gross Amount
Ordinary Units	7.96 cents	1,000	\$79.60
		Net Amount:	\$79.60

PAYMENT REMITTED TO:

ANZ BANK
NBFY AGENCY TO 014-000
SYDNEY NSW 2000
Account Name: VENDARA PTY LTD <SHIMADA FAMILY
BSB: 014-936 ACC: *****1060
Direct Credit Reference No.: 001260219163

This statement contains important information; Please retain this statement for taxation purposes as a charge may be levied for replacement.



BetaShares

Exchange Traded Funds

Responsible Entity: BetaShares Capital Ltd
ABN 78 139 566 868 | AFSL 341181
ARSN 169 907 064

All Registry communications to:
C/- Link Market Services Limited
Locked Bag A14, Sydney South, NSW, 1235
Telephone: +61 1300 420 094
ASX Code: HVST
Email: registrars@linkmarketservices.com.au
Website: www.linkmarketservices.com.au



007 003960

VENDARA PTY LTD
<SHIMADA FAMILY SUPER A/C>
76 TAMBOURINE BAY ROAD
RIVERVIEW NSW 2066

Distribution Advice

Payment date: 16 October 2020

Record date: 2 October 2020

Reference no.: X*****5305

TFN/ABN RECEIVED AND RECORDED

Dear Unitholder,

BetaShares Australian Dividend Harvester Fund (managed fund) (ASX Code: HVST)

Distribution statement for the period ended 30 September 2020

A distribution payment has been made in respect of your units as at the record date. The final details of the distribution components (including any non-assessable amounts) will be advised in the Attribution Managed Investment Trust Member Annual (AMMA) Statement for the year ending 30 June 2021.

Visit our investor website at www.linkmarketservices.com.au where you can view and change your details, including electing to receive distribution notifications by email going forward.

Class Description	Rate per Unit	Participating Units	Gross Amount
Ordinary Units	7.185563 cents	1,000	\$71.86
		Net Amount:	\$71.86

PAYMENT REMITTED TO:

BANK OF WESTERN AUSTRALIA
C/- SHOP G02B 84 KING ST
SYDNEY NSW 2000
Account Name: SHIMADA FAMI
BSB: 302-100 ACC: ***6635
Direct Credit Reference No.: 001252944265



Macquarie Investment Management Australia Limited

ABN 55 092 552 611

AFS Licence Number 238321

A Member of the Macquarie Group of Companies

50 Martin Place
Sydney NSW 2000
AUSTRALIA
PO Box R1723
Royal Exchange NSW 1225
AUSTRALIA

Telephone: 1800 814 523 (Australia)
(61 2) 8245 4900 (International)
Facsimile: (61 2) 8232 4730
Website: macquarie.com



MACQUARIE

22 September 2021

Toshio Shimada
Vendara Pty Ltd ATF Shimada Family Superannuation Fund
76 Tambourine Bay Road
RIVERVIEW NSW 2066

Dear Sir/Madam

2021 TAX RETURN INFORMATION

ATTRIBUTION MANAGED INVESTMENT TRUST MEMBER ANNUAL (AMMA) STATEMENT

Fund name: Global Infrastructure Trust II Class A
Account name: Vendara Pty Ltd ATF Shimada Family Superannuation Fund
Investor number: 733261638

Please find attached an AMMA statement for your investment in the Global Infrastructure Trust II Class A for the year ending 30 June 2021.

Yours faithfully

Macquarie Investment Management

This statement does not constitute taxation or any other professional advice. You are strongly advised to seek taxation or other professional advice in relation to your particular tax circumstances and the completion of your tax return.

To the maximum extent permitted by law, no member of the Macquarie Group nor any of their directors, employees or agents accept any liability for any loss arising from the use of this tax statement, its contents or otherwise arising in connection with it.

Macquarie Investment Management Australia Limited is not an authorised deposit-taking institution for the purposes of the Banking Act 1959 (Cwth), and its obligations do not represent deposits or other liabilities of Macquarie Bank Limited ABN 46 008 583 542 (MBL). MBL does not guarantee or otherwise provide assurance in respect of the obligations of Macquarie Investment Management Australia Limited.

Macquarie Investment Management Australia Limited

ABN 55 092 552 611

AFS Licence Number 238321

A Member of the Macquarie Group of Companies

50 Martin Place
Sydney NSW 2000
AUSTRALIA
PO Box R1723
Royal Exchange NSW 1225
AUSTRALIA

Telephone: 1800 814 523 (Australia)
(61 2) 8245 4900 (International)
Facsimile: (61 2) 8232 4730
Website: macquarie.com



22 September 2021

Toshio Shimada
Vendara Pty Ltd ATF Shimada Family Superannuation Fund
76 Tambourine Bay Road
RIVERVIEW NSW 2066

2021 TAX RETURN INFORMATION

ATTRIBUTION MANAGED INVESTMENT TRUST MEMBER ANNUAL (AMMA) STATEMENT

Fund name: Global Infrastructure Trust II Class A
Account name: Vendara Pty Ltd ATF Shimada Family Superannuation Fund
Investor number: 733261638

Resident individual unitholder for year ended 30 June 2021.

Part A Your Details

Tax File Number: Provided
Country of Tax Residency at 30 June 2021: Australia
Tax Identification Number (TIN) for country of residence: Not Provided

If any of the above is incorrect, please contact Macquarie Investment Management Client Service on 1800 814 523 (within Australia) or (61 2) 8245 4900 Monday to Friday 8.30am – 5.30pm (Sydney time).

2021 TAX RETURN INFORMATION

Fund name: Global Infrastructure Trust II Class A
Account name: Vendara Pty Ltd ATF Shimada Family Superannuation Fund
Investor number: 733261638

Part B Summary of 2021 Tax Return (supplementary section) Items

Tax Return (supplementary section)	<u>Attributable Amount</u>	<u>Label</u>
Non-Primary production income	0.21	13U
Franked distributions from trusts	0.00	13C
Franking credits	0.00	13Q
Total current year capital gains	199.56	18H
Net capital gain	99.78	18A
Assessable foreign source income	0.00	20E
Other net foreign source income	0.00	20M
Foreign income tax offsets	0.00	20O



2021 TAX RETURN INFORMATION

Fund name: Global Infrastructure Trust II Class A
Account name: Vendara Pty Ltd ATF Shimada Family Superannuation Fund
Investor number: 733261638

Part C Components of an Attribution

<u>Australian Income</u>	<u>Attribution</u>	<u>Cash Distribution</u>	<u>Franking Credit and Tax Offset Gross-ups</u>
Dividends - Unfranked	0.00	0.00	0.00
Interest	0.21	0.21	0.00
Other assessable Australian income	0.00	0.00	0.00
Non-Primary Production income	0.21	0.21	0.00
Franked distributions from trusts	0.00	0.00	0.00
<u>Capital Gains</u>			
Discounted capital gains - NTARP	99.78	99.78	
Capital gains - other - NTARP	0.00	0.00	
Discounted capital gains - TARP	0.00	0.00	
Capital gains - other - TARP	0.00	0.00	
Net capital gain	99.78	99.78	
AMIT CGT gross up amount	99.78		
Other capital gains distribution (non-taxable)		99.78	
Total current year capital gains	199.56	199.56	
<u>Foreign Income</u>			
Foreign income	0.00	0.00	0.00
<u>Other Non-Assessable Amounts</u>			
Net exempt amounts	0.00	0.00	
Non-assessable non-exempt amount	0.00	0.00	
Other non-attributable amounts	4,605.51	4,605.51	
Gross cash distribution		4,805.28	
TFN amount withheld		0.00	
Foreign taxes withheld		0.00	
Other expense		0.00	
Net cash distribution		4,805.28	
<u>Tax Offsets</u>	<u>Amount</u>		
Franking credit tax offset	0.00		
Foreign income tax offset	0.00		
Total tax offsets	0.00		
<u>AMIT Cost Base Adjustments</u>			
AMIT cost base net increase / (reduction)	-4,605.51		

PLEASE RETAIN THIS STATEMENT FOR INCOME TAX PURPOSES

End of Document

Macquarie Investment Management Australia Limited

ABN 55 092 552 611

AFS Licence Number 238321

A Member of the Macquarie Group of Companies

50 Martin Place
Sydney NSW 2000
AUSTRALIA
PO Box R1723
Royal Exchange NSW 1225
AUSTRALIATelephone: 1800 814 523 (Australia)
(61 2) 8245 4900 (International)
Facsimile: (61 2) 8232 4730
Website: macquarie.com

03 December 2021

Vendara Pty Ltd
76 Tambourine Bay Road
RIVERVIEW NSW 2066**STATEMENT**

For the period 30 June 2020 to 30 June 2021

Account name: Vendara Pty Ltd ATF Shimada Family Superannuation Fund
Investor number: 73326**INVESTMENT SUMMARY**

Investment fund summary as at 30 June 2021	Units	Redemption price	Closing balance(\$) ¹
Global Infrastructure Trust II Class A	118,355.91	0.0269	3,183.77
Account total			\$3,183.77

Global Infrastructure Trust II Class A (733261638)

Date	Transaction details	Amount (\$)	Unit price	Units transacted	Units held
30/06/2020	Opening Balance	8,403.27	0.0710	0.00	118,355.91
31/03/2021	Net Distribution Information	4,805.28	0.0000	0.00	118,355.91
Total units held as at 30 June 2021					118,355.91

Additional Explanation of Fees and Costs

Return on investment ² (30 June 2020 to 30 June 2021)	\$-414.22
Total direct fees ³	\$0.00
Total management costs ⁴	\$159.72
Total fees you paid⁵	\$159.72

¹ The closing balance equals the termination value of your investment as at 30 June 2021.² Returns are calculated using redemption prices as at the last business day of the period or, if not available, at the last available price. Returns are not annualised and are net of fees.³ Direct fees include incidental fees such as RTGS costs which have been incurred in connection with your investment.⁴ *Indirect costs of your investment*

This approximate amount has been deducted from your investment and covers amounts that have reduced the return on your investment but are not charged directly to you as a fee.

The latest available Indirect Cost Ratio (ICR) is used to calculate these indirect costs. The calculation of these indirect costs is a notional amount only and does not give an accurate estimate of the effect of the indirect costs on each investment. Further,

where you have redeemed all of your units for a Fund during the reporting period, the figure for the 'Total indirect costs of your investment', may be calculated using the ICR for the previous reporting period.

⁵ This approximate amount includes all the fees and costs which affected your investment during the period.

Macquarie Investment Management Australia Limited is not an authorised deposit-taking institution for the purposes of the Banking Act 1959 (Cwth), and its obligations do not represent deposits or other liabilities of Macquarie Bank Limited ABN 46 008 583 542 (MBL). MBL does not guarantee or otherwise provide assurance in respect of the obligations of Macquarie Investment Management Australia Limited.

For information on the quarterly and annual rate of return of the Fund, please refer to the quarterly performance reports available to you separately as these form part of this statement. Annual financial reports of the Fund for the latest completed financial year will be available no later than 3 months after the end of the financial year of the Fund. Recent annual financial reports of the Fund are available from our website, macquarie.com.au/mim or on request.

Further information in relation to your investment in the Fund, including details of benefits, fees and charges, or any change to the circumstances affecting your investment, is available on request. Certain amounts for the fees, expenses and charges have been deducted from the fund during the reporting period which are paid indirectly by all members of the fund and may affect the return to members. To obtain information regarding any of these matters, please contact Client Services on 1800 814 523.

Please contact us to advise of any changes to your personal details or circumstances. For example; change of contact details, address, tax residency or other account instructions. You can notify us of these changes using the Change of Details Form which is located on our website or contact Client Service for further information.

Enquiries and Complaints

We have procedures in place to consider and deal with enquiries and complaints. You may contact your financial adviser or Client Service if you have any enquiries. If you have a complaint, please contact us and we will do our best to resolve any matter quickly and fairly.

Written complaints can be sent to us at:	The Complaints Officer, PO Box R1723, Royal Exchange NSW 1225, Australia
Phone:	1800 814 523
Email:	mim.clientservice@macquarie.com

If we are unable to resolve the complaint or you are dissatisfied with the outcome, you can refer the complaint to the Australian Financial Complaints Authority (AFCA). AFCA is an independent external complaints resolution scheme of which we are a member. AFCA can be contacted at:

Australian Financial Complaints Authority
GPO Box 3
Melbourne VIC 3001
Australia

Telephone: 1800 931 678
Email: info@afca.org.au
Website: www.afca.org.au

End of Document

Magellan Infrastructure Fund (Currency Hedged) (Managed Fund)
ARSN 612 467 580 AFSL 304301



007 000043

VENDARA PTY LTD
<SHIMADA FAMILY SUPER A/C>
76 TAMBOURINE BAY ROAD
RIVERVIEW NSW 2066

Statement Date: 21 July 2021
Reference No.: X*****5305

Magellan Infrastructure Fund (Currency Hedged) (Managed Fund)
Attribution Managed Investment Trust Member Annual Statement
for the year ended 30 June 2021

Part B: Summary of 2021 tax return (supplementary section) items for a resident individual
Non Australian residents should seek independent Australian tax advice.

Tax return (supplementary section)	Amount	Tax return label
Share of net income from trusts, less net capital gains, foreign income and franked distributions	\$69.23	13U
Franked distribution from trusts	\$0.76	13C
Other deductions relating to non-primary production income	\$0.00	13Y
Share of franking credits from franked dividends	\$0.53	13Q
Share of credit for foreign resident withholding amounts (excluding capital gains)	\$0.00	13A
Share of credit for tax amounts withheld	\$0.00	13R
Net capital gain	\$0.00	18A
Total current year capital gains	\$0.00	18H
Credit for foreign resident capital gains withholding amounts	\$0.00	18X
Assessable foreign source income	\$45.84	20E
Other net foreign source income	\$45.84	20M
Australian franking credits from a New Zealand franking company	\$0.00	20F
Foreign income tax offset*	\$5.71	20O
Early stage venture capital limited partnership: current year tax offset	\$0.00	T7K
Early stage investor: current year tax offset	\$0.00	T8L
Other refundable tax offsets: Exploration credits	\$0.00	T9P (code E)

*To work out your foreign income tax offset (FITO) entitlement, see 20 Foreign source income and foreign assets or property or the Guide to foreign tax offset rules 2021.

Part B: Capital gains tax information – Additional information for item 18

	Amount	
Capital gains - discounted method	\$0.00	(gross amount)
Capital gains - indexation method	\$0.00	
Capital gains - other method	\$0.00	
Total current year capital gains	\$0.00	

Part C: Components of attribution

	Cash distributions	Tax paid or Franking credit (grossed up)	Attributable amount
Australian Income			
Dividends - unfranked amount declared to be CFI	\$0.00		\$0.00
Dividends - unfranked amount not declared to be CFI	\$0.31		\$0.31
Dividends - less LIC capital gain deduction	\$0.00		\$0.00
Interest (subject to non - resident withholding tax)	\$2.17		\$2.17
Interest (not subject to non - resident withholding tax)	\$0.00		\$0.00
Other assessable Australian income	\$66.63		\$66.63
Less other allowable trust deductions	\$0.00		\$0.00
NCMI – Non-primary production	\$0.12		\$0.12
Excluded from NCMI – Non-primary production	\$0.00		\$0.00
Non-primary production income	\$69.23		\$69.23
Dividends - Franked amount	\$0.23	\$0.53	\$0.76
Capital Gains			
Capital gains - discounted method TAP	\$0.00		\$0.00
Capital gains - discounted method NTAP	\$0.00		\$0.00
Capital gains - indexation method TAP	\$0.00		\$0.00
Capital gains - indexation method NTAP	\$0.00		\$0.00
Capital gains - other method TAP	\$0.00		\$0.00
Capital gains - other method NTAP	\$0.00		\$0.00
Net capital gains	\$0.00		\$0.00
AMIT CGT gross up amount			\$0.00
Other capital gains distribution	\$0.00		
Total current year capital gains	\$0.00		\$0.00
NCMI capital gains	\$0.00		\$0.00
Excluded from NCMI capital gains	\$0.00		\$0.00
Foreign Income			
Other net foreign source income	\$40.13	\$5.71	\$45.84
Assessable foreign source income	\$40.13	\$5.71	\$45.84
Australian franking credit from a New Zealand franking company		\$0.00	\$0.00
CFC income	\$0.00		\$0.00
Transferor trust income	\$0.00		\$0.00
Total foreign income	\$40.13	\$5.71	\$45.84
Other Non-assessable Amounts			
Net exempt income			\$0.00
Non-assessable non-exempt amount			\$0.00
Other non-attributable amounts			\$0.00
Total Non-assessable amounts			\$0.00
Gross Cash Distribution	\$109.59		
Other deductions from Distribution			
Less: withholding tax	\$0.00		
Net Cash Distribution	\$109.59		

Part D : Tax offsets

Tax offsets	Amount
Franking credit tax offset	\$0.53
Foreign income tax offset	\$5.71
Total tax offsets	\$6.24

Part E: Attribution Managed Investment Trust ('AMIT') cost base adjustments

AMIT cost base net amount - excess (decrease)	\$115.83
AMIT cost base net amount - shortfall (increase)	\$115.83

Part F: Payment summary information for the year ended 30 June 2021

	Attribution/Amount	Tax paid
Total fund payment	\$0.00	\$0.00
Non-resident withholding amount	\$0.00	\$0.00
Deemed payment - Dividend	\$0.00	\$0.00
Deemed payment - Interest	\$0.00	\$0.00
Deemed payment - Royalties	\$0.00	\$0.00
Deemed payment - Fund payment	\$0.00	\$0.00

Note: FITOs are not split into their components (representing the type of income/gains they have arisen on) and they have not been reduced where they arise on discounted capital gains. Investors should seek their own advice in this respect from their professional tax advisor.

Please retain this statement for income tax purposes.



VENDARA PTY LTD
<SHIMADA FAMILY SUPER A/C>
76 TAMBOURINE BAY ROAD
RIVERVIEW NSW 2066

Magellan High Conviction Trust

Investor Number: S00112806211

Investor Name: VENDARA PTY LTD

Attribution Managed Investment Trust Member Annual Statement for the year ended 30 June 2021

This statement assumes that you are an Australian resident individual unitholder. We recommend that if this is not applicable or your situation is unusual or complex that you seek professional advice.

Summary of 2021 Tax Return (supplementary section) Items

Tax Return (supplementary section)	Amount (\$) ¹	Tax Return Label
Share of non-primary production (NPP) income	0.00	13U
NPP income - Franked distributions from trusts ²	0.00	13C
Other deductions relating to NPP distributions	0.00	13Y
Share of franking credit from franked dividends	0.00	13Q
Share of credit for TFN amounts withheld	0.00	13R
Share of credit for non-resident withholding amounts withheld	0.00	13A
Total current year capital gains	0.00	18H
Net capital gain	0.00	18A
Assessable foreign source income	0.00	20E
Other net foreign source income	0.00	20M
Foreign income tax offsets ³	0.00	20O

Please see reverse for detailed components of the distribution.

Components of Distribution

	Cash Distribution (\$)	Tax Paid/Offsets (\$) (E)	Attribution Amount (\$)
Australian Income			
Dividends – Unfranked	0.00		0.00
Conduit Foreign Income	0.00		0.00
Interest	0.00		0.00
Other income	0.00		0.00
NCMI – Non primary production	0.00		0.00
Excluded from NCMI – Non primary production	0.00		0.00
Non-Primary Production Income (A)	0.00		0.00
Dividends: Franked amount (Franked Dist) (X)	0.00	0.00	0.00
Capital Gains			
Discounted capital gain (TAP)	0.00	0.00	0.00
Discounted capital gain (NTAP)	0.00	0.00	0.00
Capital gains – Other method (TAP)	0.00	0.00	0.00
Capital gains – Other method (NTAP)	0.00	0.00	0.00
NCMI capital Gains	0.00		
Excluded from NCMI capital gains	0.00		
Net Capital Gain	0.00	0.00	0.00
AMIT CGT Gross up amount			0.00
Other capital gains distribution	0.00		
Total current year capital gains (C)	0.00		0.00
Foreign Income			
Assessable foreign source income	0.00	0.00	0.00
Total foreign income (D)	0.00	0.00	
Cash Distribution Sub Total (A+X+C+D)	0.00		
Other Non-Assessable Amounts			
Net exempted amounts	0.00		
Non-assessable non-exempt amounts (F)	0.00		
Other non-attributable amounts	675.00		
Gross Cash Distribution (G)	675.00		
Attribution Managed Investment Trust (AMIT) cost base adjustments			
AMIT cost base net amount – excess (decrease)	675.00		
AMIT cost base net amount – shortfall (increase)	0.00		
Other amounts deducted from trust distributions			
Less: TFN amounts withheld	0.00		
Less: Non-resident withholding tax	0.00		
Less: Other expenses	0.00		
Net Cash Distribution	675.00		

Notes:

1. All amounts are in Australian dollars and withholding tax has been deducted where applicable.
2. Trustees may choose to show the franked distributions at label 13C rather than at label 13U.
3. If your total foreign income tax offset from all sources for the year is \$1,000 or less, then you can claim this amount in full. Otherwise you will need to refer to the publication Guide To Foreign Income Tax Offset Rules (NAT 72923) to work out your entitlement.

PLEASE RETAIN THIS STATEMENT FOR INCOME TAX PURPOSES

Part A: Your details

007 050162

VENDARA PTY LTD
 <SHIMADA FAMILY SUPER A/C>
 76 TAMBOURINE BAY ROAD
 RIVERVIEW NSW 2066

Date: 31 July 2021
 Reference No.: X*****5305

BETASHARES NASDAQ 100 ETF Attribution Managed Investment Trust Member Annual Statement for the year ended 30 June 2021

Part B: Summary of 2021 tax return (supplementary section) items for a resident individual

Non Australian residents should seek independent Australian tax advice.

Tax return (supplementary section)	Amount	Tax return label
Share of net income from trusts, less net capital gains, foreign income and franked distributions	\$0.00	13U
Franked distribution from trusts	\$0.00	13C
Other deductions relating to non-primary production income	\$0.00	13Y
Share of franking credits from franked dividends	\$0.00	13Q
Share of credit for foreign resident withholding amounts (excluding capital gains)	\$0.00	13A
Share of credit for tax amounts withheld	\$0.00	13R
Net capital gain	\$9.43	18A
Total current year capital gains	\$18.86	18H
Credit for foreign resident capital gains withholding amounts	\$0.00	18X
Assessable foreign source income	\$0.99	20E
Other net foreign source income	\$0.99	20M
Australian franking credits from a New Zealand franking company	\$0.00	20F
Foreign income tax offset *	\$0.43	20O
Early stage venture capital limited partnership: current year tax offset	\$0.00	T7K
Early stage investor: current year tax offset	\$0.00	T8L
Other refundable tax offsets: Exploration credits	\$0.00	T9P

*To work out your foreign income tax offset (FITO) entitlement, see **20 Foreign source income and foreign assets or property** or the Guide to foreign tax offset rules 2021.

Part B: Capital gains tax information – Additional information for item 18

	Amount	
Capital gains - discounted method	\$18.86	(gross amount)
Capital gains - indexation method	\$0.00	
Capital gains - other method	\$0.00	
Total current year capital gains	\$18.86	

Part C: Components of attribution

	Cash distributions	Tax paid or Franking credit (grossed up)	Attributable amount
Australian Income			
Dividends - unfranked amount declared to be CFI	\$0.00		\$0.00
Dividends - unfranked amount not declared to be CFI	\$0.00		\$0.00
Dividends - less LIC capital gain deduction	\$0.00		\$0.00
Interest (subject to non - resident withholding tax)	\$0.00		\$0.00
Interest (not subject to non - resident withholding tax)	\$0.00		\$0.00
Other assessable Australian income	\$0.00		\$0.00
Clean Building MIT Income	\$0.00		\$0.00
Less other allowable trust deductions	\$0.00		\$0.00
NCMI – Non-primary production	\$0.00		\$0.00
Excluded from NCMI – Non-primary production	\$0.00		\$0.00
Non-primary production income	\$0.00		\$0.00
Dividends - Franked amount	\$0.00	\$0.00	\$0.00
Capital Gains			
Capital gains - discounted method - TAP	\$0.00		\$0.00
Capital gains - discounted method - TAP - NCMI	\$0.00		\$0.00
Capital gains - discounted method - TAP - Excluded from NCMI	\$0.00		\$0.00
Capital gains - discounted method - NTAP	\$9.43	\$0.00	\$9.43
Capital gains - discounted method - NTAP - NCMI	\$0.00		\$0.00
Capital gains - discounted method - NTAP - Excluded from NCMI	\$0.00		\$0.00
Capital gains - discounted method - TAP - Clean building MIT	\$0.00		\$0.00
Capital gains - indexation method - TAP	\$0.00		\$0.00
Capital gains - indexation method - NTAP	\$0.00		\$0.00
Capital gains - other method - TAP	\$0.00		\$0.00
Capital gains - other method - TAP - NCMI	\$0.00		\$0.00
Capital gains - other method - TAP - Excluded from NCMI	\$0.00		\$0.00
Capital gains - other method - NTAP	\$0.00	\$0.00	\$0.00
Capital gains - other method - NTAP - NCMI	\$0.00		\$0.00
Capital gains - other method - NTAP - Excluded from NCMI	\$0.00		\$0.00
Capital gains - other method - TAP - Clean building MIT	\$0.00		\$0.00
Net capital gains	\$9.43		\$9.43
AMIT CGT gross up amount			\$9.43
Other capital gains distribution	\$9.43		
Total current year capital gains	\$18.86	\$0.00	\$18.86
Foreign Income			
Other net foreign source income	\$0.56	\$0.43	\$0.99
Australian franking credit from a New Zealand franking company		\$0.00	\$0.00
CFC income	\$0.00		\$0.00
Transferor trust income	\$0.00		\$0.00
Total foreign income	\$0.56	\$0.43	\$0.99
Other Non-assessable Amounts			
Net exempt income	\$0.00		
Non-assessable non-exempt amount	\$0.00		
Other non-attributable amounts	\$0.00		
Total Non-assessable amounts	\$0.00		
Gross Cash Distribution	\$19.42		
Other deductions from Distribution			
Less: Other Withholding Tax	\$0.00		
Less: TFN/ABN Withholding Tax	\$0.00		
Net Cash Distribution	\$19.42		

Under the AMIT tax rules, a fund may distribute a cash amount that is different to the taxable income attributed by the fund to investors. This can give rise to a cost base adjustment disclosed in Part E of this statement.

Part D : Tax offsets

Tax offsets	Amount
Franking credit tax offset	\$0.00
Foreign income tax offsets - excluding capital gains	\$0.43
Foreign income tax offsets - foreign capital gains (discounted method)	\$0.00
Foreign income tax offsets - foreign capital gains (other method)	\$0.00
Australian franking credits from a New Zealand franking company	\$0.00
Total tax offsets	\$0.43

Part E: Attribution Managed Investment Trust ('AMIT') cost base adjustments

AMIT cost base net increase amount	\$0.00
AMIT cost base net decrease amount	\$0.00

Part F: Payment summary information for the year ended 30 June 2021

	Attribution/Amount	Tax paid
Total fund payment	\$0.00	\$0.00
Interest Income	\$0.00	\$0.00
Unfranked dividend not declared to be CFI	\$0.00	\$0.00
Deemed payment - Dividend	\$0.00	\$0.00
Deemed payment - Interest	\$0.00	\$0.00
Deemed payment - Royalties	\$0.00	\$0.00
Deemed payment - Fund payment	\$0.00	\$0.00

BetaShares funds and AMIT

BetaShares funds are governed by the Attribution Managed Investment Trust tax rules (AMIT). The AMIT rules were introduced to simplify and make fairer the taxation of investors holding managed investment funds. Under these rules, the taxable income attributed to you for a fund's income year may be different to the cash distribution(s) you receive during the year. This can give rise to a cost base adjustment disclosed in Part E of this statement. This cost base adjustment should be taken into account upon disposal of the units when calculating your capital gain/loss.

You will be assessed for tax on the amount attributed to you by BetaShares, and this is the amount you must include in your tax return. Please refer to <https://www.betashares.com.au/tax> for further information about the AMIT tax regime.

Tax Guide

The Annual Tax Guide contains general information about how to use this statement when you complete your 2021 Tax Return. To view the 2021 Tax Guide, please visit: <http://www.betashares.com.au/TaxGuide>

This statement contains important information. Please retain it for taxation purposes as a charge may be levied for replacement.

To view or change your Unitholder details, please visit our investor website at www.linkmarketservices.com.au

Stay informed with the latest investment news, economic insights, and portfolio construction information. Subscribe to BetaShares' weekly newsletter www.betashares.com.au/subscribe



BetaShares

Exchange Traded Funds

Responsible Entity: BetaShares Capital Ltd
ABN 78 139 566 868 | AFSL 341181
ARSN 169 907 564

All Registry communications to:
C/- Link Market Services Limited
Locked Bag A14, Sydney South, NSW, 1235
Telephone: +61 1300 420 094
ASX Code: NDQ
Email: registrars@linkmarketservices.com.au
Website: www.linkmarketservices.com.au



007 022805

VENDARA PTY LTD
<SHIMADA FAMILY SUPER A/C>
76 TAMBOURINE BAY ROAD
RIVERVIEW NSW 2066

Distribution Advice

Payment date: 19 January 2021
Record date: 5 January 2021
Reference no.: X*****5305

TFN/ABN RECEIVED AND RECORDED

Dear Unitholder,

BETASHARES NASDAQ 100 ETF

Distribution statement for the period ended 31 December 2020

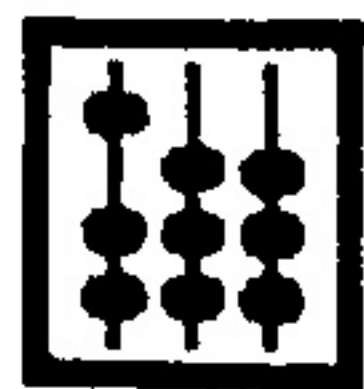
A distribution payment has been made in respect of your units as at the record date. The final details of the distribution components (including any non-assessable amounts) will be advised in the Attribution Managed Investment Trust Member Annual (AMMA) Statement for the year ending 30 June 2021.

Visit our investor website at www.linkmarketservices.com.au where you can view and change your details, including electing to receive distribution notifications by email going forward.

Class Description	Rate per Unit	Participating Units	Gross Amount
Ordinary Units	2.642432 cents	735	\$19.42
		Net Amount:	\$19.42

PAYMENT REMITTED TO:

BANK OF WESTERN AUSTRALIA
C/- SHOP G02B 84 KING ST
SYDNEY NSW 2000
Account Name: SHIMADA FAMI
BSB: 302-100 ACC: ***6635
Direct Credit Reference No.: 001255208423



AURA

FUNDS MANAGEMENT

Vendara Pty Ltd
<Shimada Family Superannuation Fund>
76 Tambourine Bay Road
RIVERVIEW NSW 2066

Aura Property Credit Fund Tax Statement For The Year Ended 30 June 2021

PART A: YOUR DETAILS

RECORD	DETAILS ON FILE
Account Name	Vendara Pty Ltd <Shimada Family Superannuation Fund>
Account Number	CI0430
You are recorded as being a	Superannuation Fund
Australian tax file number (TFN)	Provided
Country of residence at 30 June 2021	Australia

PART B: SUMMARY OF 2021 TAX RETURN (SUPPLEMENTARY SECTION) ITEMS

TAX RETURN (SUPPLEMENTARY SECTION)	AMOUNT (\$)	TAX RETURN LABEL
Share of net income from trusts, less net capital gains, foreign income and franked distributions	1,105.98	13U
Franked distributions from trusts	0.00	13C
Other deductions relating to non primary production income	0.00	13Y
Franking credits	0.00	13Q
Share of credit for foreign resident withholding amounts (excluding capital gains)	0.00	13A
Share of credit for tax file number amounts withheld from interest, dividends and unit trust distributions	0.00	13R
Net capital gain	0.00	18A
Total current year capital gains	0.00	18H
Assessable foreign source income	0.00	20E
Other net foreign source income	0.00	20M
Foreign income tax offsets	0.00	20O

PLEASE RETAIN THIS STATEMENT FOR INCOME TAX PURPOSES

PART C: COMPONENTS OF DISTRIBUTION

COMPONENTS OF DISTRIBUTION	CASH TAX PAID / OFFSETS DISTRIBUTION (\$)	(\$)	TAXABLE AMOUNT (\$)	TAX RETURN LABEL
AUSTRALIAN INCOME				
Interest				
Dividends	1,105.98	0.00	1,105.98	
Dividends: unfranked amount declared to be CFI	0.00		0.00	
Dividends: unfranked amount not declared to be CFI	0.00		0.00	
Dividends: Less LIC capital gain deduction	0.00		0.00	
Other Income	0.00		0.00	
NCMI - Non Primary Production	0.00		0.00	
Less other allowable trust deductions	0.00		0.00	
Non primary production income (A)	1,105.98	0.00	1,105.98	13U
Dividends - franked (X)	0.00	0.00	0.00	13C/13Q
CAPITAL GAINS				
		FOREIGN INCOME TAX OFFSET		
Capital gains discount: Taxable Australian property	0.00		0.00	
Capital gains discount: Non-Taxable Australian property	0.00		0.00	
Capital gains other: Taxable Australian property	0.00		0.00	
Capital gains other: Non-Taxable Australian property	0.00		0.00	
NCMI Capital Gains	0.00		0.00	
Net capital gains	0.00		0.00	
CGT Concession Amount	0.00		0.00	18A
Total current year capital gains (B)	0.00			18H
FOREIGN INCOME				
Other net foreign income	0.00	0.00	0.00	20M/20O
Assessable foreign source income	0.00	0.00	0.00	20E
Total Foreign income (C)	0.00	0.00	0.00	
Cash distribution sub-total (A + X + B + C)	1,105.98			
TAX OFFSETS				
Franking credit tax offset		0.00		13Q
Foreign income tax offset		0.00		20O
Total tax offsets (D)		0.00		
OTHER NON-ASSESSABLE AMOUNTS				
Net exempt income	0.00			
Non-assessable non exempt amount (E)	0.00			
Tax Free Amounts	0.00			
Tax Deferred Amounts	876.15			
Return of Capital	0.00			
Gross cash distribution (F)	1,982.13			
OTHER DEDUCTIONS FROM DISTRIBUTION				
Less: TFN amounts withheld	0.00			13R
Less: Non-resident amounts withheld	0.00			13A
Less: Other expenses	0.00			13Y
Net cash distribution	1,982.13			

PLEASE RETAIN THIS STATEMENT FOR INCOME TAX PURPOSES

Contact Us:



Online:
www-au.computershare.com/Investor/Contact



By Mail:
Computershare Investor Services Pty Limited
GPO Box 2975 Melbourne
Victoria 3001 Australia

Enquiries:

(within Australia) 1300 757 905
(international) +61 3 9415 4813

Holder Identification Number (HIN)

HIN WITHHELD

010568 007 VAS



VENDARA PTY LTD
<SHIMADA FAMILY SUPER A/C>
76 TAMBOURINE BAY ROAD
RIVERVIEW NSW 2066

ATTRIBUTION MANAGED INVESTMENT TRUST MEMBER ANNUAL TAX STATEMENT FOR YEAR ENDED 30 JUNE 2021

The following tax return items are valid for Australian resident individual unitholders only.

PART A – SUMMARY OF 2021 TAX RETURN (SUPPLEMENTARY SECTION) ITEMS			
Item	Tax Return Label	Amount	
Share of net income from trusts, less net capital gains, foreign income and franked distributions	13U	\$187.52	
Franked distributions from trusts	13C	\$747.58	
Share of franking credits from franked dividends	13Q	\$234.05	
Share of credit for TFN amounts withheld	13R	\$0.00	
Share of credit for foreign resident withholding amounts	13A	\$0.00	
Net capital gain	18A	\$33.46	
Total current year capital gains	18H	\$66.92	
Assessable foreign source income	20E	\$30.44	
Other net foreign source income	20M	\$30.44	
Foreign income tax offset	20O	\$1.06	
PART B – COMPONENTS OF ATTRIBUTION			
Item	Cash Distribution	Tax Paid/Offsets	Attribution
Australian Income			
Unfranked distributions	\$18.13		\$14.60
Unfranked CFI distributions	\$82.66		\$83.07
Interest - subject to non resident WHT	\$1.87		\$2.62
Interest - not subject to non resident WHT	\$2.07		\$2.09
Other income - clean building MIT income	\$0.00		\$0.00
Other income - excluded from NCMI	\$0.85		\$1.13
Other income - NCMI	\$1.60		\$1.90
Other income	\$40.28		\$82.11
Non primary production income	\$147.46		\$187.52
Franked distributions	\$510.65	\$234.05	\$747.58
Capital Gains			
Discounted capital gains TAP - clean building MIT income	\$0.00		\$0.00
Discounted capital gains TAP - excluded from NCMI	\$0.00		\$0.00
Discounted capital gains TAP - NCMI	\$0.00		\$0.00
Discounted capital gains TAP	\$4.49		\$0.00
Discounted capital gains NTAP	\$17.15		\$33.46
Capital gains – other method TAP - clean building MIT income	\$0.00		\$0.00
Capital gains – other method TAP - excluded from NCMI	\$0.00		\$0.00
Capital gains – other method TAP - NCMI	\$0.00		\$0.00
Capital gains – other method TAP	\$4.58		\$0.00
Capital gains – other method NTAP	\$0.00		\$0.00
Net capital gain	\$26.22		\$33.46
AMIT CGT gross up amount			\$33.46
Other capital gains distribution	\$21.64		
Total current year capital gains	\$47.86		\$66.92
Foreign Income			
Assessable foreign source income	\$28.96	\$1.06	\$30.44
Other Non-assessable Amounts			
Non-assessable non-exempt amount	\$0.00		\$0.00
Net exempt income	\$0.00		
Other non-attributable amounts	\$0.00		
Gross Amount	\$734.93		\$1,032.46
AMIT cost base net amount - excess (Reduce cost base)			\$0.00
AMIT cost base net amount - shortfall (Increase cost base)			\$62.42
Less TFN amounts withheld	\$0.00		
Less non-resident withholding tax			
- Interest / dividend amounts withheld	\$0.00		
- Fund payment amounts withheld	\$0.00		
Net Cash Distribution	\$734.93		

F 006182 007 VAS



VENDARA PTY LTD
<SHIMADA FAMILY SUPER A/C>
76 TAMBOURINE BAY ROAD
RIVERVIEW NSW 2066

Holder Identification Number (HIN)**HIN WITHHELD**

ASX Code	VAS
TFN/ABN Status	Quoted
Record Date	5 January 2021
Payment Date	19 January 2021

Vanguard Australian Shares Index ETF
Distribution Payment for the Period Ending 31 December 2020
Direct Credit Advice

Class Description	Rate Per Security	Securities Held	Gross Amount
ETF	\$0.43417096	850	\$369.05

Withholding tax: \$0.00

NET PAYMENT: \$369.05

Note: You should retain this statement to assist you in preparing your tax return. Please keep this in a safe place as a charge may be levied for a replacement. If you require your payment to be re-issued, you may be charged an administrative fee which will be deducted from your payment. Fees are applicable to certain types of payments valued at over \$100 AUD.

For additional information regarding the distribution, including estimated tax components and Fund Payment information, please visit the Announcements section of the Vanguard Investments Australia web page www.vanguard.com.au/etf

Your Payment Instruction

Bank: BANK OF WESTERN AUSTRALIA LTD
BSB: 302-100
ACC: XXXXX35

Amount Deposited**\$369.05**

If payment cannot be made to the above instruction, a direct credit form will be forwarded to your registered address and your dividend entitlement shown above will be held as a non-interest bearing deposit until your new direct credit instructions are received.

007261 007 VAS



VENDARA PTY LTD
 <SHIMADA FAMILY SUPER A/C>
 76 TAMBOURINE BAY ROAD
 RIVERVIEW NSW 2066

Holder Identification Number (HIN)

HIN WITHHELD

ASX Code	VAS
TFN/ABN Status	Quoted
Record Date	2 July 2021
Payment Date	16 July 2021

**Vanguard Australian Shares Index ETF
 Distribution Payment for the Period Ending 30 June 2021
 Direct Credit Advice**

Class Description	Rate Per Security	Securities Held	Gross Amount
ETF	\$0.55643098	450	\$250.39

Withholding tax: \$0.00

NET PAYMENT: \$250.39

Note: You should retain this statement to assist you in preparing your tax return. Please keep this in a safe place as a charge may be levied for a replacement. If you require your payment to be re-issued, you may be charged an administrative fee which will be deducted from your payment. Fees are applicable to certain types of payments valued at over \$100 AUD.

For additional information regarding the distribution, including estimated tax components and Fund Payment information, please visit the Announcements section of the Vanguard Investments Australia web page www.vanguard.com.au/etf

Your Payment Instruction

Bank: ANZ
 BSB: 014-936
 ACC: XXXXXXXX60

Amount Deposited

\$250.39

If payment cannot be made to the above instruction, a direct credit form will be forwarded to your registered address and your dividend entitlement shown above will be held as a non-interest bearing deposit until your new direct credit instructions are received.

F 006477 007 VAS



VENDARA PTY LTD
<SHIMADA FAMILY SUPER A/C>
76 TAMBOURINE BAY ROAD
RIVERVIEW NSW 2066

Holder Identification Number (HIN)**HIN WITHHELD**

ASX Code	VAS
TFN/ABN Status	Quoted
Record Date	6 April 2021
Payment Date	20 April 2021

Vanguard Australian Shares Index ETF
Distribution Payment for the Period Ending 31 March 2021
Direct Credit Advice

Class Description	Rate Per Security	Securities Held	Gross Amount
ETF	\$0.76996077	150	\$115.49

Withholding tax: \$0.00

NET PAYMENT: \$115.49

Note: You should retain this statement to assist you in preparing your tax return. Please keep this in a safe place as a charge may be levied for a replacement. If you require your payment to be re-issued, you may be charged an administrative fee which will be deducted from your payment. Fees are applicable to certain types of payments valued at over \$100 AUD.

For additional information regarding the distribution, including estimated tax components and Fund Payment information, please visit the Announcements section of the Vanguard Investments Australia web page www.vanguard.com.au/etf

Your Payment Instruction

Bank: ANZ
BSB: 014-936
ACC: XXXXXXXX60

Amount Deposited**\$115.49**

If payment cannot be made to the above instruction, a direct credit form will be forwarded to your registered address and your dividend entitlement shown above will be held as a non-interest bearing deposit until your new direct credit instructions are received.



ABN 72 072 881 086. AFS License 227263.

Vanguard® Ethically Conscious International Shares Index ETF

Contact Us:



Online:

www-au.computershare.com/Investor/Contact



By Mail:

Computershare Investor Services Pty Limited
GPO Box 2975 Melbourne
Victoria 3001 Australia

Enquiries:

(within Australia) 1300 757 905
(international) +61 3 9415 4813

Holder Identification Number (HIN)

HIN WITHHELD

045002 000 VESG



VESG

VENDARA PTY LTD
<SHIMADA FAMILY SUPER A/C>
76 TAMBOURINE BAY ROAD
RIVERVIEW NSW 2066

Vanguard ETHICALLY CONSCIOUS SHARES

ATTRIBUTION MANAGED INVESTMENT TRUST MEMBER ANNUAL TAX STATEMENT FOR YEAR ENDED 30 JUNE 2021

The following tax return items are valid for Australian resident individual unitholders only.

PART A - SUMMARY OF 2021 TAX RETURN (SUPPLEMENTARY SECTION) ITEMS

Item	Tax Return Label	Amount
Share of net income from trusts, less net capital gains, foreign income and franked distributions	13U	\$0.54
Franked distributions from trusts	13C	\$0.00
Share of franking credits from franked dividends	13Q	\$0.00
Share of credit for TFN amounts withheld	13R	\$0.00
Share of credit for foreign resident withholding amounts	13A	\$0.00
Net capital gain	18A	\$0.00
Total current year capital gains	18H	\$0.00
Assessable foreign source income	20E	\$33.57
Other net foreign source income	20M	\$33.57
Foreign income tax offset	20O	\$3.23

PART B - COMPONENTS OF ATTRIBUTION

Item	Cash Distribution	Tax Paid/Offsets	Attribution
Australian Income			
Unfranked distributions	\$0.00		\$0.00
Unfranked CFI distributions	\$0.00		\$0.00
Interest - subject to non resident WHT	\$0.00		\$0.00
Interest - not subject to non resident WHT	\$0.00		\$0.00
Other income - clean building MIT income	\$0.00		\$0.00
Other income - excluded from NCM1	\$0.00		\$0.00
Other income - NCM1	\$0.00		\$0.00
Other income	\$0.54		\$0.54
Non primary production income	\$0.54		\$0.54
Franked distributions	\$0.00	\$0.00	\$0.00
Capital Gains			
Discounted capital gains TAP - clean building MIT income	\$0.00		\$0.00
Discounted capital gains TAP - excluded from NCM1	\$0.00		\$0.00
Discounted capital gains TAP - NCM1	\$0.00		\$0.00
Discounted capital gains TAP	\$0.00		\$0.00
Discounted capital gains NTAP	\$0.00		\$0.00
Capital gains - other method TAP - clean building MIT income	\$0.00		\$0.00
Capital gains - other method TAP - excluded from NCM1	\$0.00		\$0.00
Capital gains - other method TAP - NCM1	\$0.00		\$0.00
Capital gains - other method TAP	\$0.00		\$0.00
Capital gains - other method NTAP	\$0.00		\$0.00
Net capital gain	\$0.00		\$0.00
AMIT CGT gross up amount			\$0.00
Other capital gains distribution	\$0.00		
Total current year capital gains	\$0.00		\$0.00
Foreign Income			
Assessable foreign source income	\$30.34	\$3.23	\$33.57
Other Non-assessable Amounts			
Non-assessable non-exempt amount	\$0.00		\$0.00
Net exempt income	\$0.00		
Other non-attributable amounts	\$0.00		
Gross Amount	\$30.88		\$34.11
AMIT cost base net amount - excess (Reduce cost base)			\$0.00
AMIT cost base net amount - shortfall (Increase cost base)			\$0.00
Less TFN amounts withheld	\$0.00		
Less non-resident withholding tax			
- Interest / dividend amounts withheld	\$0.00		
- Fund payment amounts withheld	\$0.00		
Net Cash Distribution	\$30.88		

Vanguard® MSCI INDEX INTERNATIONAL SHARES ETF

ABN 72 072 881 086. AFS License 227263.

Vanguard® MSCI Index International Shares ETF

INTERNATIONAL
INFERRATION
SHARES ETF

(VGS)

027681 000 VGS



VENDARA PTY LTD
<SHIMADA FAMILY SUPER A/C>
76 TAMBOURINE BAY ROAD
RIVERVIEW NSW 2066

Contact Us:

Online:
www-au.computershare.com/Investor/Contact

By Mail:
Computershare Investor Services Pty Limited
GPO Box 2975 Melbourne
Victoria 3001 Australia

Enquiries:

(within Australia) 1300 757 905
(international) +61 3 9415 4813

Holder Identification Number (HIN)

HIN WITHHELD

ATTRIBUTION MANAGED INVESTMENT TRUST MEMBER ANNUAL TAX STATEMENT FOR YEAR ENDED 30 JUNE 2021

The following tax return items are valid for Australian resident individual unitholders only.

PART A - SUMMARY OF 2021 TAX RETURN (SUPPLEMENTARY SECTION) ITEMS			
Item	Tax Return Label	Amount	
Share of net income from trusts, less net capital gains, foreign income and franked distributions	13U	\$1.07	
Franked distributions from trusts	13C	\$0.00	
Share of franking credits from franked dividends	13Q	\$0.00	
Share of credit for TFN amounts withheld	13R	\$0.00	
Share of credit for foreign resident withholding amounts	13A	\$0.00	
Net capital gain	18A	\$84.55	
Total current year capital gains	18H	\$169.10	
Assessable foreign source income	20E	\$96.93	
Other net foreign source income	20M	\$96.93	
Foreign income tax offset	20C	\$13.03	
PART B - COMPONENTS OF ATTRIBUTION			
Item	Cash Distribution	Tax Paid/Offsets	Attribution
Australian Income			
Unfranked distributions	\$0.00		\$0.00
Unfranked CFI distributions	\$0.00		\$0.00
Interest - subject to non resident WHT	\$0.00		\$0.00
Interest - not subject to non resident WHT	\$0.00		\$0.00
Other income - clean building MIT income	\$0.00		\$0.00
Other income - excluded from NCM1	\$0.00		\$0.00
Other income - NCM1	\$0.00		\$0.00
Other income	\$0.00		\$1.07
Non primary production income	\$0.00		\$1.07
Franked distributions	\$0.00	\$0.00	\$0.00
Capital Gains			
Discounted capital gains TAP - clean building MIT income	\$0.00		\$0.00
Discounted capital gains TAP - excluded from NCM1	\$0.00		\$0.00
Discounted capital gains TAP - NCM1	\$0.00		\$0.00
Discounted capital gains TAP	\$0.00		\$0.00
Discounted capital gains NTAP	\$24.20		\$84.55
Capital gains - other method TAP - clean building MIT income	\$0.00		\$0.00
Capital gains - other method TAP - excluded from NCM1	\$0.00		\$0.00
Capital gains - other method TAP - NCM1	\$0.00		\$0.00
Capital gains - other method TAP	\$0.00		\$0.00
Capital gains - other method NTAP	\$0.00		\$0.00
Net capital gain	\$24.20		\$84.55
AMIT CGT gross up amount			\$84.55
Other capital gains distribution	\$24.20		
Total current year capital gains	\$48.40		\$169.10
Foreign Income			
Assessable foreign source income	\$73.55	\$13.03	\$96.93
Other Non-assessable Amounts			
Non-assessable non-exempt amount	\$0.00		\$0.00
Net exempt income	\$0.00		
Other non-attributable amounts	\$0.00		
Gross Amount	\$121.95		\$267.10
AMIT cost base net amount - excess (Reduce cost base)			\$0.00
AMIT cost base net amount - shortfall (Increase cost base)			\$132.12
Less TFN amounts withheld	\$0.00		
Less non-resident withholding tax			
- Interest / dividend amounts withheld	\$0.00		
- Fund payment amounts withheld	\$0.00		
Net Cash Distribution	\$121.95		

┌ 004835 000 VGS



VENDARA PTY LTD
<SHIMADA FAMILY SUPER A/C>
76 TAMBOURINE BAY ROAD
RIVERVIEW NSW 2066

Holder Identification Number (HIN)**HIN WITHHELD**

ASX Code	VGS
TFN/ABN Status	Quoted
Record Date	2 July 2021
Payment Date	16 July 2021

Vanguard MSCI Index International Shares ETF
Distribution Payment for the Period Ending 30 June 2021
Direct Credit Advice

Class Description	Rate Per Security	Securities Held	Gross Amount
ETF	\$0.81302814	150	\$121.95

Withholding tax: \$0.00

NET PAYMENT: \$121.95

Note: You should retain this statement to assist you in preparing your tax return. Please keep this in a safe place as a charge may be levied for a replacement. If you require your payment to be re-issued, you may be charged an administrative fee which will be deducted from your payment. Fees are applicable to certain types of payments valued at over \$100 AUD.

For additional information regarding the distribution, including estimated tax components and Fund Payment information, please visit the Announcements section of the Vanguard Investments Australia web page www.vanguard.com.au/etf

Your Payment Instruction

Bank: ANZ
BSB: 014-936
ACC: XXXXXXXX60

Amount Deposited**\$121.95**

If payment cannot be made to the above instruction, a direct credit form will be forwarded to your registered address and your dividend entitlement shown above will be held as a non-interest bearing deposit until your new direct credit instructions are received.

010568 007 VVLU
 VENDARA PTY LTD
 <SHIMADA FAMILY SUPER A/C>
 76 TAMBOURINE BAY ROAD
 RIVERVIEW NSW 2066

Contact Us:



Online:
www-au.computershare.com/Investor/Contact



By Mail:
 Computershare Investor Services Pty Limited
 GPO Box 2975 Melbourne
 Victoria 3001 Australia

Enquiries:

(within Australia) 1300 757 905
 (international) +61 3 9415 4813

Holder Identification Number (HIN)

HIN WITHHELD

ATTRIBUTION MANAGED INVESTMENT TRUST MEMBER ANNUAL TAX STATEMENT FOR YEAR ENDED 30 JUNE 2021

The following tax return items are valid for Australian resident individual unitholders only.

PART A – SUMMARY OF 2021 TAX RETURN (SUPPLEMENTARY SECTION) ITEMS			
Item	Tax Return Label	Amount	
Share of net income from trusts, less net capital gains, foreign income and franked distributions	13U	\$49.30	
Franked distributions from trusts	13C	\$0.40	
Share of franking credits from franked dividends	13Q	\$0.09	
Share of credit for TFN amounts withheld	13R	\$0.00	
Share of credit for foreign resident withholding amounts	13A	\$0.00	
Net capital gain	18A	\$20.96	
Total current year capital gains	18H	\$41.92	
Assessable foreign source income	20E	\$211.24	
Other net foreign source income	20M	\$211.24	
Foreign income tax offset	20O	\$35.90	
PART B – COMPONENTS OF ATTRIBUTION			
Item	Cash Distribution	Tax Paid/Offsets	Attribution
Australian Income			
Unfranked distributions	\$0.00		\$0.00
Unfranked CFI distributions	\$0.05		\$0.07
Interest - subject to non resident WHT	\$0.00		\$0.00
Interest - not subject to non resident WHT	\$0.00		\$0.00
Other income - clean building MIT income	\$0.00		\$0.00
Other income - excluded from NCMI	\$0.00		\$0.00
Other income - NCMI	\$0.00		\$0.00
Other income	\$26.94		\$49.23
Non primary production income	\$26.99		\$49.30
Franked distributions	\$0.25	\$0.09	\$0.40
Capital Gains			
Discounted capital gains TAP - clean building MIT income	\$0.00		\$0.00
Discounted capital gains TAP - excluded from NCMI	\$0.00		\$0.00
Discounted capital gains TAP - NCMI	\$0.00		\$0.00
Discounted capital gains TAP	\$0.00		\$0.00
Discounted capital gains NTAP	\$9.03		\$20.96
Capital gains – other method TAP - clean building MIT income	\$0.00		\$0.00
Capital gains – other method TAP - excluded from NCMI	\$0.00		\$0.00
Capital gains – other method TAP - NCMI	\$0.00		\$0.00
Capital gains – other method TAP	\$0.00		\$0.00
Capital gains – other method NTAP	\$0.00		\$0.00
Net capital gain	\$9.03		\$20.96
AMIT CGT gross up amount			\$20.96
Other capital gains distribution	\$9.03		
Total current year capital gains	\$18.06		\$41.92
Foreign Income			
Assessable foreign source income	\$161.05	\$35.90	\$211.24
Other Non-assessable Amounts			
Non-assessable non-exempt amount	\$0.00		\$0.00
Net exempt income	\$0.00		
Other non-attributable amounts	\$0.00		
Gross Amount	\$206.35		\$302.86
AMIT cost base net amount - excess (Reduce cost base)			\$0.00
AMIT cost base net amount - shortfall (Increase cost base)			\$60.52
Less TFN amounts withheld	\$0.00		
Less non-resident withholding tax			
- Interest / dividend amounts withheld	\$0.00		
- Fund payment amounts withheld	\$0.00		
Net Cash Distribution	\$206.35		

007261 007 VVLU
VENDARA PTY LTD
<SHIMADA FAMILY SUPER A/C>
76 TAMBOURINE BAY ROAD
RIVERVIEW NSW 2066

Holder Identification Number (HIN)**HIN WITHHELD**

ASX Code	VVLU
TFN/ABN Status	Quoted
Record Date	2 July 2021
Payment Date	16 July 2021

Vanguard Global Value Equity Active ETF (Managed Fund)
Distribution Payment for the Period Ending 30 June 2021
Direct Credit Advice

Class Description	Rate Per Security	Securities Held	Gross Amount
ETF	\$0.27513729	750	\$206.35

Withholding tax: \$0.00

NET PAYMENT: \$206.35

Note: You should retain this statement to assist you in preparing your tax return. Please keep this in a safe place as a charge may be levied for a replacement. If you require your payment to be re-issued, you may be charged an administrative fee which will be deducted from your payment. Fees are applicable to certain types of payments valued at over \$100 AUD.

For additional information regarding the distribution, including estimated tax components and Fund Payment information, please visit the Announcements section of the Vanguard Investments Australia web page www.vanguard.com.au/etf

Your Payment Instruction

Bank: ANZ
BSB: 014-936
ACC: XXXXXXXX60

Amount Deposited**\$206.35**

If payment cannot be made to the above instruction, a direct credit form will be forwarded to your registered address and your dividend entitlement shown above will be held as a non-interest bearing deposit until your new direct credit instructions are received.

23900 - Dividends Received

2021 Financial Year

Preparer Queen Galvez

Reviewer Steven Lee

Status Completed

Account Code	Description	CY Balance	LY Balance	Change
ANZ.AX	Australia And New Zealand Banking Group Limited	(\$280.00)		100%
ARKK.NYE1	ARK ETF Shs Innovation	(\$529.30)		100%
PAI.AX	Platinum Asia Investments Limited - Ordinary Fully Paid		(\$871.54)	100%
PIA.AX	Pengana International Equities Limited	(\$962.50)		100%
QUAL.NYE	iSh Edg MSCI US Shs	(\$20.80)		100%
SOXX.NDQ2	BlackRock Institutional Trust Company N.A. - iShares Semiconductor ETF	(\$8.44)		100%
VEU	VANGUARD ALL-WORLD EX-US SHARES INDEX ETF - CHESS DEPOSITARY INTERESTS 1:1	(\$126.65)		100%
VUG.NYE	Vanguard Growth Shs	(\$15.84)		100%
WGB.AX	Wam Global Limited	(\$24.00)	(\$20.00)	20%
WLE.AX	Wam Leaders Limited		(\$625.00)	100%
TOTAL				
		CY Balance	LY Balance	
		(\$1,967.53)	(\$1,516.54)	

Supporting Documents

- Investment Income Comparison Report [Report](#)
- Dividend Reconciliation Report [Report](#)
- ForeignDiv_WP.xlsx
- Foreign income CMC.pdf
- ANZ_Payment_Advice_2020_12_16.pdf [ANZ.AX](#)
- PIA_Payment_Advice_2021_06_15 (1).pdf [PIA.AX](#)
- PIA_Payment_Advice_2020_10_23.pdf [PIA.AX](#)
- VEU_Payment_Advice_2021_01_22.pdf [VEU](#)

- WGB_WAM_Global_FY2020_fully_franded_final_dividend_statement_2020_Oct_30.pdf WGB.AX

Standard Checklist

- Attach copies of all dividend statements
- Attach copy of Dividend Reconciliation Report
- Attach copy of Investment Income Comparison Report

Shimada Family Superannuation Fund

Dividend Reconciliation Report

For The Period 01 July 2020 - 30 June 2021

Date	Net Payment Received	Australian Income			Foreign Income			Withheld		
		Unfranked	Franked	Franking Credits	Foreign Income	Foreign Credits	NZ Credits	TFN Withheld	Non-Resident	LIC Deduction
Shares in Listed Companies (Australian)										
ANZ.AX Australia And New Zealand Banking Group Limited										
16/12/2020	280.00	0.00	280.00	0.00						
	280.00	0.00	280.00	0.00						
PIA.AX Pengana International Equities Limited										
23/10/2020	750.00	0.00	750.00	0.00						
15/06/2021	212.50	0.00	212.50	0.00						
	962.50	0.00	962.50	0.00						
WGB.AX Wam Global Limited										
30/10/2020	24.00	0.00	24.00	10.29						
	24.00	0.00	24.00	10.29						
	1,266.50	0.00	1,266.50	10.29						

Shares in Listed Companies (Overseas)

ARKK.NYE ARK ETF Shs Innovation

20/01/2021	529.30				529.30	93.41				
	529.30				529.30	93.41				

QUAL.NYE iSh Edg MSCI US Shs

22/04/2022 11:46:09

Shimada Family Superannuation Fund

Dividend Reconciliation Report

For The Period 01 July 2020 - 30 June 2021

Date	Net Payment Received	Australian Income			Foreign Income			Withheld		
		Unfranked	Franked	Franking Credits	Foreign Income	Foreign Credits	NZ Credits	TFN Withheld	Non-Resident	LIC Deduction
18/06/2021	20.80				20.80	3.68				
	20.80				20.80	3.68				
SOXX.NDQ BlackRock Institutional Trust Company N.A. - iShares Semiconductor ETF										
18/06/2021	8.44				8.44	1.49				
	8.44				8.44	1.49				
VEU VANGUARD ALL-WORLD EX-US SHARES INDEX ETF - CHESS DEPOSITARY INTERESTS 1:1										
22/01/2021	126.65				126.65	54.28				
	126.65				126.65	54.28				
VUG.NYE Vanguard Growth Shs										
05/10/2020	15.84				15.84					
	15.84				15.84					
	701.03				701.03	152.86				

Shimada Family Superannuation Fund
Dividend Reconciliation Report

For The Period 01 July 2020 - 30 June 2021

Date	Net Payment Received	Australian Income			Foreign Income			Withheld		
		Unfranked	Franked	Franking Credits	Foreign Income	Foreign Credits	NZ Credits	TFN Withheld	Non-Resident	LIC Deduction
TOTAL	1,967.53	0.00	1,266.50	10.29	701.03	152.86				

Tax Return Reconciliation

	Totals	Tax Return Label
Unfranked	0.00	J
Franked Dividends	1,266.50	K
Franking Credits	10.29	L

Shimada Family Superannuation Fund

Investment Income Comparison Report

As at 30 June 2021

Investment	Ledger Data			ASX & UUT Data							
	Transaction Date	Income Amount	Franking Credit	Date Payable	Ex Div/Dist Date	Units On Hand	45 Day Qualified	Amount per share/unit	Estimated Income	Estimated Franking*	
Reconciled											
Shares in Listed Companies (Australian)											
ANZ.AX	Australia And New Zealand Banking Group Limited	16/12/2020	280.00	0.00	16/12/2020	09/11/2020	800.00	0.00	0.3500	280.00	0.00
PIA.AX	Pengana International Equities Limited	23/10/2020	750.00	0.00	23/10/2020	08/10/2020	30,000.00	0.00	0.0250	750.00	0.00
PIA.AX	Pengana International Equities Limited	15/06/2021	212.50	0.00	15/06/2021	28/05/2021	17,000.00	0.00	0.0125	212.50	0.00
WGB.AX	Wam Global Limited	30/10/2020	24.00	10.29	30/10/2020	19/10/2020	600.00	600.00	0.0400	24.00	10.29
			1,266.50	10.29					0.4275	1,266.50	10.29
Units in Listed Unit Trusts (Australian)											
ETHI.AX	Betashares Global Sustainability Leaders Etf	19/01/2021	19.01		19/01/2021	04/01/2021	1,000.00	0.00	0.0190	19.01	0.00
MICH.AX	Magellan Infrastructure Fund (currency Hedged)(managed Fund)	15/01/2021	109.59		15/01/2021	04/01/2021	1,842.00	1,842.00	0.0595	109.60	0.00
MICH.AX	Magellan Infrastructure Fund (currency Hedged)(managed Fund)	30/06/2021	0.00	0.53							
NDQ.AX	Betashares Nasdaq 100 Etf	19/01/2021	19.42		19/01/2021	04/01/2021	735.00	0.00	0.0264	19.42	0.00
			148.02	0.53					0.1049	148.03	0.00
Units in Unlisted Unit Trusts (Australian)											
MAQ0353AU	Macq Global Infrastructure Trust II				31/03/2021	31/03/2021	118,355.91	118,355.91	0.0406	4,805.25	
MAQ0353AU	Macq Global Infrastructure Trust II	30/06/2021	4,805.28								
			4,805.28						0.0406	4,805.25	
Managed Investments (Australian)											
VVLU.AX	Vanguard Global Value Equity Active Etf (managed Fund)	30/06/2021	206.35	0.09							

Shimada Family Superannuation Fund

Investment Income Comparison Report

As at 30 June 2021

Investment		Ledger Data			ASX & UUT Data						
		Transaction Date	Income Amount	Franking Credit	Date Payable	Ex Div/Dist Date	Units On Hand	45 Day Qualified	Amount per share/unit	Estimated Income	Estimated Franking*
VVLU.AX	Vanguard Global Value Equity Active Etf (managed Fund)				16/07/2021	01/07/2021	750.00	750.00	0.2751	206.35	0.11
			206.35	0.09					0.2751	206.35	0.11
Units in Listed Unit Trusts (Australian)											
CQE.AX	Charter Hall Social Infrastructure Reit	21/04/2021	0.29		21/04/2021	30/03/2021	7.00	7.00	0.0410	0.29	0.00
CQE.AX	Charter Hall Social Infrastructure Reit	30/06/2021	0.57	0.00							
CQE.AX	Charter Hall Social Infrastructure Reit				21/07/2021	29/06/2021	7.00	7.00	0.0810	0.57	0.00
HVST.AX	Betashares Australian Dividend Harvester Fund (managed Fund)	18/08/2020	71.86		18/08/2020	03/08/2020	1,000.00	1,000.00	0.0719	71.86	22.19
HVST.AX	Betashares Australian Dividend Harvester Fund (managed Fund)	16/09/2020	71.86		16/09/2020	01/09/2020	1,000.00	1,000.00	0.0719	71.86	11.09
HVST.AX	Betashares Australian Dividend Harvester Fund (managed Fund)	16/10/2020	71.86		16/10/2020	01/10/2020	1,000.00	1,000.00	0.0719	71.86	24.99
HVST.AX	Betashares Australian Dividend Harvester Fund (managed Fund)	17/11/2020	71.86		17/11/2020	02/11/2020	1,000.00	1,000.00	0.0719	71.86	26.59
HVST.AX	Betashares Australian Dividend Harvester Fund (managed Fund)	16/12/2020	71.86		16/12/2020	01/12/2020	1,000.00	1,000.00	0.0719	71.86	25.38
HVST.AX	Betashares Australian Dividend Harvester Fund (managed Fund)	19/01/2021	79.60		19/01/2021	04/01/2021	1,000.00	1,000.00	0.0796	79.60	29.52
HVST.AX	Betashares Australian Dividend Harvester Fund (managed Fund)				16/02/2021	01/02/2021	1,000.00	1,000.00	0.0796	79.60	24.82
HVST.AX	Betashares Australian Dividend Harvester Fund (managed Fund)	05/03/2021	79.60								
HVST.AX	Betashares Australian Dividend Harvester Fund (managed Fund)	16/03/2021	79.60		16/03/2021	01/03/2021	1,000.00	1,000.00	0.0796	79.60	21.52
HVST.AX	Betashares Australian Dividend Harvester Fund (managed Fund)	20/04/2021	79.60		20/04/2021	01/04/2021	1,000.00	1,000.00	0.0796	79.60	29.29
HVST.AX	Betashares Australian Dividend Harvester Fund (managed Fund)	18/05/2021	79.60		18/05/2021	03/05/2021	1,000.00	1,000.00	0.0796	79.60	29.55
HVST.AX	Betashares Australian Dividend Harvester Fund (managed Fund)	17/06/2021	59.19		17/06/2021	01/06/2021	1,000.00	1,000.00	0.0592	59.19	20.21
HVST.AX	Betashares Australian Dividend Harvester Fund (managed Fund)	30/06/2021	59.19	300.94							
HVST.AX	Betashares Australian Dividend Harvester Fund (managed Fund)				16/07/2021	01/07/2021	1,000.00	1,000.00	0.0592	59.19	20.34

Shimada Family Superannuation Fund

Investment Income Comparison Report

As at 30 June 2021

Investment		Ledger Data			ASX & UUT Data						
		Transaction Date	Income Amount	Franking Credit	Date Payable	Ex Div/Dist Date	Units On Hand	45 Day Qualified	Amount per share/unit	Estimated Income	Estimated Franking*
MHH.AX	Magellan High Conviction Trust	30/06/2021	675.00	0.00							
MHH.AX	Magellan High Conviction Trust				21/07/2021	01/07/2021	30,000.00	30,000.00	0.0225	675.00	0.00
VAS.AX	Vanguard Australian Shares Index Etf	19/01/2021	369.05		19/01/2021	04/01/2021	850.00	400.00	0.4342	369.05	58.93
VAS.AX	Vanguard Australian Shares Index Etf	20/04/2021	115.49		20/04/2021	01/04/2021	150.00	150.00	0.7700	115.49	40.11
VAS.AX	Vanguard Australian Shares Index Etf	30/06/2021	250.39	234.05							
VAS.AX	Vanguard Australian Shares Index Etf				16/07/2021	01/07/2021	450.00	450.00	0.5564	250.39	53.53
VGS.AX	Vanguard Msci Index International Shares Etf	30/06/2021	121.95	0.00							
VGS.AX	Vanguard Msci Index International Shares Etf				16/07/2021	01/07/2021	150.00	150.00	0.8130	121.95	0.00
			2,408.42	534.99					3.5938	2,408.40	438.06

Unreconciled

Shares in Listed Companies (Overseas)

ARKK.NYE	ARK ETF Shs Innovation	20/01/2021	529.30								
QUAL.NYE	iSh Edg MSCI US Shs	18/06/2021	20.80								
SOXX.NDQ	BlackRock Institutional Trust Company N.A. - iShares Semiconductor ETF	18/06/2021	8.44								
VEU	VANGUARD ALL-WORLD EX-US SHARES INDEX ETF - CHESS DEPOSITARY INTERESTS 1:1	22/01/2021	126.65								
VUG.NYE	Vanguard Growth Shs	05/10/2020	15.84								
			701.03								

Units in Listed Unit Trusts (Australian)

VESG.AX	Vanguard Ethically Conscious International Shares Index Etf	16/10/2020	30.88								
VEU.AX	Vanguard All-world Ex-us Shares Index Etf				22/01/2021	22/12/2020	310.00	0.00	0.4961	153.78	0.00

Shimada Family Superannuation Fund

Investment Income Comparison Report

As at 30 June 2021

Investment	Ledger Data			ASX & UUT Data						
	Transaction Date	Income Amount	Franking Credit	Date Payable	Ex Div/Dist Date	Units On Hand	45 Day Qualified	Amount per share/unit	Estimated Income	Estimated Franking*
		30.88						0.4961	153.78	0.00
Units in Unlisted Unit Trusts (Australian)										
SHSAAPCF	Aura Property Credit Fund	18/08/2020	601.26							
SHSAAPCF	Aura Property Credit Fund	11/09/2020	701.75							
SHSAAPCF	Aura Property Credit Fund	14/10/2020	679.12							
		1,982.13								
		11,548.61	545.90					4.9380	8,988.31	448.46

*Franking credit is estimated using 45 day qualified units. The estimation might not be accurate for preference shares and hedging arrangements.

Local Income - Australia

Non Trust Income

Holding	Paid Date	Total Income	Net Amount	Franked Amount	Unfranked Amount	Interest	AMIT Decrease	AMIT Increase	Foreign Source Income	Discounted Capital Gains	Capital Gains	CGT Concession	IFEN WT	Foreign Income Tax	Franking Credits	Other Net FSI	Gross Amount
ANZ.ASX Anz Banking Grp Ltd	16 Dec 2020	280.00	280.00	280.00	0.00	0.00	0.00	0.00	0.00	0.00	0.00	0.00	0.00	0.00	120.00	0.00	400.00
PIA.ASX Pengana Int Equ Ltd	23 Oct 2020	750.00	750.00	750.00	0.00	0.00	0.00	0.00	0.00	0.00	0.00	0.00	0.00	0.00	321.43	0.00	1,071.43
PIA.ASX Pengana Int Equ Ltd	15 Jun 2021	212.50	212.50	212.50	0.00	0.00	0.00	0.00	0.00	0.00	0.00	0.00	0.00	0.00	91.07	0.00	303.57
WGB.ASX Wam Global Limited	30 Oct 2020	24.00	24.00	24.00	0.00	0.00	0.00	0.00	0.00	0.00	0.00	0.00	0.00	0.00	10.29	0.00	34.29
Non Trust income totals		1,266.50	1,266.50	1,266.50	0.00	0.00	0.00	0.00	0.00	0.00	0.00	0.00	0.00	0.00	542.79	0.00	1,809.29

Trust Income

Holding	Ex Date	Total Income	Net Amount	Franked Amount	Unfranked Amount	Interest	AMIT Decrease	AMIT Increase	Foreign Source Income	Discounted Capital Gains	Capital Gains	CGT Concession	IFEN WT	Foreign Income Tax	Franking Credits	Other Net FSI	Gross Amount
HVST.ASX Betashares Aus Dividend Harvest	03 Aug 2020	71.90	71.85	51.33	8.96	0.42	10.84	0.00	0.35	0.00	0.00	0.00	0.00	0.05	24.69	0.35	96.59
HVST.ASX Betashares Aus Dividend Harvest	01 Sep 2020	71.90	71.85	51.33	8.96	0.42	10.84	0.00	0.35	0.00	0.00	0.00	0.00	0.05	24.69	0.35	96.59
HVST.ASX Betashares Aus Dividend Harvest	01 Oct 2020	71.90	71.85	51.33	8.96	0.42	10.84	0.00	0.35	0.00	0.00	0.00	0.00	0.05	24.69	0.35	96.59
HVST.ASX Betashares Aus Dividend Harvest	02 Nov 2020	71.90	71.85	51.33	8.96	0.42	10.84	0.00	0.35	0.00	0.00	0.00	0.00	0.05	24.69	0.35	96.59
HVST.ASX Betashares Aus Dividend Harvest	01 Dec 2020	71.90	71.85	51.33	8.96	0.42	10.84	0.00	0.35	0.00	0.00	0.00	0.00	0.05	24.69	0.35	96.59
HVST.ASX Betashares Aus Dividend Harvest	04 Jan 2021	79.65	79.60	56.87	9.93	0.46	12.01	0.00	0.38	0.00	0.00	0.00	0.00	0.05	27.36	0.38	107.01
HVST.ASX Betashares Aus Dividend Harvest	01 Feb 2021	79.65	79.60	56.87	9.93	0.46	12.01	0.00	0.38	0.00	0.00	0.00	0.00	0.05	27.36	0.38	107.01
HVST.ASX Betashares Aus Dividend Harvest	01 Mar 2021	79.65	79.60	56.87	9.93	0.46	12.01	0.00	0.38	0.00	0.00	0.00	0.00	0.05	27.36	0.38	107.01
HVST.ASX Betashares Aus Dividend Harvest	01 Apr 2021	79.65	79.60	56.87	9.93	0.46	12.01	0.00	0.38	0.00	0.00	0.00	0.00	0.05	27.36	0.38	107.01
HVST.ASX Betashares Aus Dividend Harvest	03 May 2021	79.65	79.60	56.87	9.93	0.46	12.01	0.00	0.38	0.00	0.00	0.00	0.00	0.05	27.36	0.38	107.01
HVST.ASX Betashares Aus Dividend Harvest	01 Jun 2021	59.23	59.19	42.29	7.38	0.34	8.93	0.00	0.29	0.00	0.00	0.00	0.00	0.04	20.34	0.29	79.57

Holding	Ex Date	Total Income	Net Amount	Franked Amount	Unfranked Amount	Interest	AMIT Decrease	AMIT Increase	Foreign Source Income	Discounted Capital Gains	Capital Gains	CGT Concession	TFN WT	Foreign Income Tax	Franking Credits	Other Net FSI	Gross Amount
HVST.ASX Betashares Aus Dividend Harvest	01 Jul 2021 ⓘ	59.23	59.19	42.29	7.38	0.34	8.93	0.00	0.29	0.00	0.00	0.00	0.00	0.04	20.34	0.29	79.57
ETHI.ASX Betashares Global Sustainabilit	04 Jan 2021	19.49	19.02	0.00	0.00	0.00	0.00	0.00	2.38	8.14	0.83	8.14	0.00	0.47	0.00	2.38	19.49
NDQ.ASX Betashares Nasdaq 100 Etf	04 Jan 2021	19.85	19.42	0.00	0.00	0.00	0.00	0.00	0.99	9.43	0.00	9.43	0.00	0.43	0.00	0.99	19.85
CQE.ASX Charter Hall Soc In	30 Mar 2021	0.29	0.29	0.00	0.29	0.00	0.00	0.00	0.00	0.00	0.00	0.00	0.00	0.00	0.00	0.00	0.29
CQE.ASX Charter Hall Soc In	29 Jun 2021	0.57	0.57	0.00	0.57	0.00	0.00	0.00	0.00	0.00	0.00	0.00	0.00	0.00	0.00	0.00	0.57
MICH.ASX Magellan Inf Fund (Currency Hed	04 Jan 2021	109.60	109.60	0.00	109.60	0.00	0.00	0.00	0.00	0.00	0.00	0.00	0.00	0.00	0.00	0.00	109.60
VAS.ASX Vanguard Australian Shares Inde	04 Jan 2021	369.59	369.05	292.19	63.54	0.06	0.00	0.00	13.80	0.00	0.00	0.00	0.00	0.54	135.14	13.80	504.73
VAS.ASX Vanguard Australian Shares Inde	01 Apr 2021	115.54	115.49	93.60	14.64	2.14	3.53	0.00	1.63	0.00	0.00	0.00	0.00	0.05	41.52	1.63	157.06
VAS.ASX Vanguard Australian Shares Inde	01 Jul 2021 ⓘ	250.87	250.40	127.74	104.63	2.51	0.00	65.95	15.02	33.46	0.00	33.46	0.00	0.47	57.39	15.02	308.26
VESG.ASX Vanguard Ethically Conscious In	01 Oct 2020	34.11	30.88	0.00	0.55	0.00	0.00	0.00	33.56	0.00	0.00	0.00	0.00	3.23	0.00	33.56	34.11
WVLU.ASX Vanguard Glb Value Eq Active Et	01 Jul 2021 ⓘ	242.24	206.34	0.31	49.29	0.00	0.00	60.52	211.24	20.96	0.00	20.96	0.00	35.90	0.09	211.24	242.33
VGS.ASX Vanguard Msci Index Internation	01 Jul 2021 ⓘ	134.98	121.95	0.00	1.07	0.00	0.00	132.12	96.93	84.55	0.00	84.55	0.00	13.03	0.00	96.93	134.98
Trust income totals		2,173.34	2,118.64	1,139.42	453.39	9.79	135.64	258.59	379.78	156.54	0.83	156.54	0.00	54.70	535.07	379.78	2,708.41

Australian Income Totals:

Total Income	3,439.84
Total Franking Credits	1,077.86

Foreign Income

Holding	Date Paid	Exchange Rate	Net Amount	Foreign Tax Withheld/Offset	Gross Amount
ARKK.AMEX ARK ETF Shs Innovation	31 Dec 2020	0.7690	359.86	63.50	423.36
ARKK.AMEX ARK ETF Shs Innovation	31 Dec 2020	0.7690	92.09	16.26	108.34
QUAL.BATS BlackRock Institutional Trust Company N.A. - iShares MSCI USA Quality Factor ETF	16 Jun 2021	0.7686	25.11	4.44	29.55
SOXX.NASDAQ BlackRock Institutional Trust Company N.A. - iShares Semiconductor ETF	16 Jun 2021	0.7686	10.20	1.80	12.00
VEU.ASX Vngd All World Ex Us	22 Jan 2021	0.7742	153.78	27.14	180.92
VFH.AMEX Vngd Financials Shs	24 Jun 2021	0.7574	61.91	10.92	72.83
Foreign income total			702.95	124.05	826.99

All amounts are in AU\$ unless otherwise specified.

Please check that all payments are correct before using this report for tax reporting purposes.

	Journal	Report			Forex rate difference Ratio	Actual		
		Net	Tax	Gross		Net	Tax	Gross
1/20/2021 ARKK	\$ 107.86	\$ 92.09	\$ 16.26	\$ 108.34	1.1712	\$ 107.86	\$ 19.04	\$ 126.90
1/20/2021 ARKK	\$ 421.44	\$ 359.86	\$ 63.50	\$ 423.36	1.1711	\$ 421.44	\$ 74.37	\$ 495.81
6/18/2021 SOXX	\$ 8.44	\$ 10.20	\$ 1.80	\$ 12.00	0.8275	\$ 8.44	\$ 1.49	\$ 9.93
6/18/2021 QUAL	\$ 20.80	\$ 25.11	\$ 4.44	\$ 29.55	0.8284	\$ 20.80	\$ 3.68	\$ 24.48





014864 007 ANZ




VENDARA PTY LTD
<SHIMADA FAMILY SUPER A/C>
76 TAMBOURINE BAY ROAD
RIVERVIEW NSW 2066

NEED ASSISTANCE?

 anz.com/shareholder/centre
anzshareregistry@computershare.com.au

 Computershare Investor Services Pty Limited
GPO Box 2975 Melbourne
Victoria 3001 Australia

 1800 113 399 (within Australia)
0800 174 007 (within New Zealand)
+61 3 9415 4010 (outside Australia)

Holder Identification Number (HIN)

HIN WITHHELD

Share Class Ordinary
Record Date 10 November 2020
Payment Date 16 December 2020
TFN/ABN Quoted

Payment in Australian dollars

DIVIDEND ADVICE

The details of your **Final Dividend** of A\$0.35 per share for the year ended 30 September 2020 are set out below.

NUMBER OF SHARES	FRANKED AMOUNT	UNFRANKED AMOUNT	NET AMOUNT	FRANKING CREDIT
800	A\$280.00	A\$0.00	A\$280.00	A\$120.00

The dividend is 100% franked at the Australian company tax rate of 30%.

A NZ Imputation Credit of **NZ\$32.00** has been attached to the above dividend. For NZ taxpayers, your NZ gross income will include the aggregate of the Net Amount and the NZ Imputation Credit which should be included in your income tax return.

Shareholders should obtain their own professional advice on the tax implications of the dividend and retain this document to assist in tax return preparation.

PAYMENT INSTRUCTIONS



BANK OF WESTERN AUSTRALIA LTD

BSB: XXX-XXX
Account number: XXXXX35
Payment reference: 773910

PAYMENT AMOUNT: A\$280.00

If payment cannot be made to the above account, you will be notified and your entitlement will be held pending receipt of updated direct credit instructions.



To update your shareholder information in a fast, secure and environmentally friendly way visit anz.com/easyupdate.



000263 000 PIA



VENDARA PTY LTD
<SHIMADA FAMILY SUPER A/C>
76 TAMBOURINE BAY ROAD
RIVERVIEW NSW 2066

Quarterly Dividend


Dear Shareholder,

This payment represents a quarterly dividend of 1.25 cents per share for the quarter ended 31 March 2021. This dividend is paid on the shares registered in your name and entitled to participate as at the record date of 31 May 2021. For Australian tax purposes this dividend is 100% franked at the corporate tax rate of 30%.

Paula Ferrao
Company Secretary

Update your information:

 **Online:**
www.computershare.com.au/easyupdate/pia

 **By Mail:**
Computershare Investor Services Pty Limited
GPO Box 2975 Melbourne
Victoria 3001 Australia

Enquiries:

(within Australia) 1300 855 080
(international) +61 3 9415 4000

Holder Identification Number (HIN)

HIN WITHHELD

ASX Code	PIA
TFN/ABN Status	Quoted
Record Date	31 May 2021
Payment Date	15 June 2021
Direct Credit Reference No.	804897

Class Description	Amount per Share	Number of Shares	Franked Amount	Unfranked Amount	Gross Payment
Ordinary Shares	1.25 cents	17,000	\$212.50	\$0.00	\$212.50
Net Payment					\$212.50
Franking Credit					\$91.07

Pengana International Equities Ltd is required to collect and report to the Australian Taxation Office (ATO) and other Taxation authorities in foreign jurisdictions certain information about the tax residency of investors. Please ensure your tax residency certification has been completed and is current. To do so, please go to www.computershare.com/au/selfcertification to enter your tax residency certification. Depending on your certification status, your details may be provided to the ATO and other tax authorities.

Note 1: You should retain this statement to assist you in preparing your tax return.

Note 2: If you require your payment to be re-issued, you may be charged an administrative fee which will be deducted from your payment.

Your Payment Instruction

ANZ
BSB: 014-936 Account number: XXXXXX60

Amount Deposited
AUD\$212.50

If payment cannot be made to the above instruction, a cheque will be forwarded to your registered address.

000250 000 PIA



VENDARA PTY LTD
<SHIMADA FAMILY SUPER A/C>
76 TAMBOURINE BAY ROAD
RIVERVIEW NSW 2066

2020 Final Dividend

Dear Shareholder,

This payment represents a final dividend of 2.5 cents per share for the year ended 30 June 2020. This dividend is paid on the shares registered in your name and entitled to participate as at the record date of 9 October 2020. For Australian tax purposes this dividend is 100% franked at the corporate tax rate of 30%.

Our shareholders are the owners of the Company and keeping you informed is of utmost importance to us. The best way to ensure that you are kept up-to-date on all of our communications and insights, is to keep your email address updated and current on your Computershare account.

To update your communication preferences, go to www.computershare.com.au/easyupdate/pia and select "Email" for delivery of "Company Information", or alternatively call 1300 855 080 or +61 3 9415 4000 (outside Australia), Monday to Friday AEDT 8:30am to 8:00pm.

Paula Ferrao
Company Secretary

Class Description	Amount per Share	Number of Shares	Franked Amount	Unfranked Amount	Gross Payment
Ordinary Shares	2.5 cents	30,000	\$750.00	\$0.00	\$750.00
Net Payment					\$750.00
Franking Credit					\$321.43

Pengana International Equities Ltd is required to collect and report to the Australian Taxation Office (ATO) and other Taxation authorities in foreign jurisdictions certain information about the tax residency of investors. Please ensure your tax residency certification has been completed and is current. To do so, please go to www.computershare.com/au/selfcertification to enter your tax residency certification. Depending on your certification status, your details may be provided to the ATO and other tax authorities.

Note 1: You should retain this statement to assist you in preparing your tax return.

Note 2: If you require your payment to be re-issued, you may be charged an administrative fee which will be deducted from your payment.

Your Payment Instruction


BANK OF WESTERN AUSTRALIA LTD
BSB: 302-100 Account number: XXXXX35

Amount Deposited
AUD\$750.00

If payment cannot be made to the above instruction, a cheque will be forwarded to your registered address.

Update your information:

 **Online:**
www.computershare.com.au/easyupdate/pia

 **By Mail:**
Computershare Investor Services Pty Limited
GPO Box 2975 Melbourne
Victoria 3001 Australia

Enquiries:

(within Australia) 1300 855 080
(international) +61 3 9415 4000

Holder Identification Number (HIN)

HIN WITHHELD

ASX Code	PIA
TFN/ABN Status	Quoted
Record Date	9 October 2020
Payment Date	23 October 2020
Direct Credit Reference No.	805252

F 001572 000 VEU



VENDARA PTY LTD
<SHIMADA FAMILY SUPER A/C>
76 TAMBOURINE BAY ROAD
RIVERVIEW NSW 2066

Holder Identification Number (HIN)**HIN WITHHELD**

ASX Code	VEU
TFN/ABN Status	Not Required
Record Date	23 December 2020
Payment Date	22 January 2021

Vanguard All-World ex-US Shares Index ETF
Dividend Payment for the Period Ending 31 December 2020
Direct Credit Advice

Class Description	Rate Per Security	Securities Held	Total Dividend (US\$)
ETF	\$0.4518	310	\$140.06

Gross Amount (US\$):	\$140.06
Non-resident withholding tax (US\$):	\$42.02
NET PAYMENT (US\$):	\$98.04
NET PAYMENT (AUD\$):	\$126.65

Currency Conversion Rate
1 US\$ = AUD\$1.291823

A withholding tax of 30% has been applied to the dividend payment.

Note: You should retain this statement to assist you in preparing your tax return. Please keep this in a safe place as a charge may be levied for a replacement. If you require your payment to be re-issued, you may be charged an administrative fee which will be deducted from your payment. Fees are applicable to certain types of payments valued at over \$100 AUD.

For additional information regarding the dividend, including estimated tax components and Fund Payment information, please visit the Announcements section of the Vanguard Investments Australia web page www.vanguard.com.au/etf

Your Payment Instruction

Bank: BANK OF WESTERN AUSTRALIA LTD
BSB: 302-100
ACC: XXXXX35

Amount Deposited**AUD\$126.65**

If payment cannot be made to the above instruction, a Direct Credit form will be forwarded to your registered address and your dividend entitlement shown above will be held as a non-interest bearing deposit until your new direct credit instructions are received.

VENDARA PTY LTD
<SHIMADA FAMILY SUPER A/C>
76 TAMBOURINE BAY ROAD
RIVERVIEW NSW 2066

Reference Number: S00112806211
TFN/ABN Status: Quoted
Subregister: CHESS
Record Date: 20/10/2020
Payment Date: 30/10/2020

Dividend Statement

Payment Description: Final Dividend for period ended 30 June 2020

Security Class: Fully Paid Ordinary Shares

ASX Code: WGB

Number of shares held at Record Date	Dividend Rate per share	Gross Dividend	Withholding Tax ¹	Net Dividend Credited	Franked Amount ²	Unfranked Amount	Franking Credit ³
600	4 cents	\$24.00	Nil	\$24.00	\$24.00	Nil	\$10.29

- This withholding tax applies to you if the dividend amount is partially or totally unfranked and you are a:
 - resident of Australia and your TFN or ABN has not been recorded by the share registry. TFN withholding tax is deducted from the gross unfranked portion of the dividend at the highest marginal tax rate applying to personal income; or
 - non-resident of Australia. Non-resident withholding tax (30%) is deducted from the gross unfranked portion of the dividend unless you are a resident of a country which has entered into a Double Taxation Agreement with Australia. In that case a lower rate (generally 15%) may apply.
- This dividend is 100% franked
- The franking credit has been calculated at the rate of 30%.

Direct Credit Instruction

The total net payment has been paid in accordance with your instructions as shown below:

Bank Domicile: AUS

Receipt Currency: AUD

Bank Account Type: Domestic

Amount Deposited: 24.00

Bank Code: 302-100

Account Number: ****635

Exchange Rate: N/A

24700 - Changes in Market Values of Investments

2021 Financial Year

Preparer Queen Galvez

Reviewer Steven Lee

Status Completed

Account Code	Description	CY Balance	LY Balance	Change
24700	Changes in Market Values of Investments	(\$38,578.58)	\$37,841.19	(201.95)%
TOTAL		CY Balance	LY Balance	
		(\$38,578.58)	\$37,841.19	

Supporting Documents

- Realised Capital Gain Report [Report](#)
- Net Capital Gains Reconciliation [Report](#)
- Market Movement [Report](#)
- Statement-377171-20200701-20210630.pdf

Standard Checklist

- Attach copies of Source Documentation (Contract Notes, Broker Statements, Chess Statements, Contracts of Sale, Managed Fund Statements etc)
- Attach copy of Market Movement report
- Attach copy of Net Capital Gains Reconciliation
- Attach copy of Realised Capital Gain Report
- Ensure all Asset Disposals have been entered
- Ensure all Market Values have been entered for June 30
- Ensure all Tax Deferred Distributions have been entered

Shimada Family Superannuation Fund

Market Movement Report

As at 30 June 2021

Investment	Date	Description	Unrealised				Realised			Total
			Units	Accounting Cost Movement	Market Movement	Depreciation	Balance	Consideration	Accounting Cost Base	
ANZ.AX - Australia And New Zealand Banking Group Limited										
	01/07/2020	Opening Balance	0.00	0.00	0.00	0.00	0.00	0.00	0.00	0.00
	06/11/2020	Purchase	800.00	15,623.61	0.00	0.00	15,623.61	0.00	0.00	0.00
	13/11/2020	Disposal	(800.00)	(15,623.61)	0.00	0.00	0.00	16,423.55	15,623.61	799.94
	30/11/2020	Purchase	650.00	15,222.17	0.00	0.00	15,222.17	0.00	0.00	0.00
	14/01/2021	Disposal	(650.00)	(15,222.17)	0.00	0.00	0.00	15,522.57	15,222.17	300.40
	30/06/2021		0.00	0.00	0.00	0.00	0.00	31,946.12	30,845.78	1,100.34
ARKF.NYE - ARK ETF Shs ARK Fintech Innovation Fund										
	12/02/2021	Purchase	200.00	15,792.62	0.00	0.00	15,792.62	0.00	0.00	0.00
	01/03/2021	Disposal	(200.00)	(15,792.62)	0.00	0.00	0.00	14,367.61	15,792.62	(1,425.01)
	30/06/2021		0.00	0.00	0.00	0.00	0.00	14,367.61	15,792.62	(1,425.01)
ARKG.NYE - ARK ETF Shs Genomic Revolution Multi-Sector ETF										
	11/01/2021	Purchase	128.00	16,899.49	0.00	0.00	16,899.49	0.00	0.00	0.00
	12/01/2021	Disposal	(128.00)	(16,899.49)	0.00	0.00	0.00	17,180.63	16,899.49	281.14
	04/02/2021	Purchase	100.00	14,380.66	0.00	0.00	14,380.66	0.00	0.00	0.00
	16/04/2021	Purchase	86.00	9,999.99	0.00	0.00	24,380.65	0.00	0.00	0.00
	30/06/2021	Revaluation	0.00	0.00	(1,407.62)	0.00	22,973.03	0.00	0.00	0.00
	30/06/2021		186.00	24,380.65	(1,407.62)	0.00	22,973.03	17,180.63	16,899.49	281.14
ARKK.NYE1 - ARK ETF Shs Innovation										
	03/12/2020	Purchase	200.00	30,761.18	0.00	0.00	30,761.18	0.00	0.00	0.00
	12/01/2021	Disposal	(200.00)	(30,761.18)	0.00	0.00	0.00	36,322.10	30,761.18	5,560.92
	04/02/2021	Purchase	100.00	19,548.05	0.00	0.00	19,548.05	0.00	0.00	0.00
	12/02/2021	Purchase	80.00	16,118.26	0.00	0.00	35,666.31	0.00	0.00	0.00
	01/03/2021	Disposal	(180.00)	(35,666.31)	0.00	0.00	0.00	31,037.17	35,666.31	(4,629.14)
	17/03/2021	Purchase	60.00	9,838.85	0.00	0.00	9,838.85	0.00	0.00	0.00
	16/04/2021	Purchase	70.00	11,674.57	0.00	0.00	21,513.42	0.00	0.00	0.00
	08/06/2021	Disposal	(130.00)	(21,513.42)	0.00	0.00	0.00	18,135.13	21,513.42	(3,378.29)
	30/06/2021		0.00	0.00	0.00	0.00	0.00	85,494.40	87,940.91	(2,446.51)
ASB.AX - Austal Limited										
	09/07/2020	Purchase	8,800.00	29,685.66	0.00	0.00	29,685.66	0.00	0.00	0.00
	30/07/2020	Disposal	(8,800.00)	(29,685.66)	0.00	0.00	0.00	29,632.27	29,685.66	(53.39)
	30/06/2021		0.00	0.00	0.00	0.00	0.00	29,632.27	29,685.66	(53.39)

Shimada Family Superannuation Fund

Market Movement Report

As at 30 June 2021

Investment	Date	Description	Unrealised				Realised			Total
			Units	Accounting Cost Movement	Market Movement	Depreciation	Balance	Consideration	Accounting Cost Base	
BAE02.AX - Bannelong Concentrated Australian Equities Fund										
	28/09/2020	Purchase	4,995.00	12,029.95	0.00	0.00	12,029.95	0.00	0.00	0.00
	12/01/2021	Disposal	(4,995.00)	(12,029.95)	0.00	0.00	0.00	13,082.44	12,029.95	1,052.49
	30/06/2021		0.00	0.00	0.00	0.00	0.00	13,082.44	12,029.95	1,052.49
CQE.AX - Charter Hall Social Infrastructure Reit										
	01/07/2020	Opening Balance	7,000.00	0.00	0.00	0.00	16,450.00	0.00	0.00	0.00
	06/07/2020	Purchase	6,000.00	14,779.58	0.00	0.00	31,229.58	0.00	0.00	0.00
	27/07/2020	Disposal	(13,000.00)	(31,666.45)	0.00	0.00	(436.87)	32,863.69	31,666.45	1,197.24
	27/07/2020	Writeback	0.00	0.00	283.97	0.00	(152.90)	0.00	0.00	0.00
	28/07/2020	Purchase	843.00	2,049.96	0.00	0.00	1,897.06	0.00	0.00	0.00
	29/07/2020	Purchase	4,657.00	11,316.53	0.00	0.00	13,213.59	0.00	0.00	0.00
	29/07/2020	Purchase	10,000.00	24,319.44	0.00	0.00	37,533.03	0.00	0.00	0.00
	14/08/2020	Disposal	(15,500.00)	(37,685.93)	0.00	0.00	(152.90)	38,719.00	37,685.93	1,033.07
	14/08/2020	Writeback	0.00	0.00	105.33	0.00	(47.57)	0.00	0.00	0.00
	14/08/2020	Purchase	13,000.00	31,881.85	0.00	0.00	31,834.28	0.00	0.00	0.00
	17/08/2020	Disposal	(13,000.00)	(31,881.85)	0.00	0.00	(47.57)	32,727.24	31,881.85	845.39
	17/08/2020	Writeback	0.00	0.00	30.92	0.00	(16.65)	0.00	0.00	0.00
	05/02/2021	Purchase	1,224.00	3,804.30	0.00	0.00	3,787.65	0.00	0.00	0.00
	08/02/2021	Purchase	3,776.00	11,711.20	0.00	0.00	15,498.85	0.00	0.00	0.00
	11/02/2021	Purchase	4,000.00	11,851.84	0.00	0.00	27,350.69	0.00	0.00	0.00
	19/02/2021	Disposal	(2,864.00)	(8,890.73)	0.00	0.00	18,459.96	8,868.50	8,890.73	(22.23)
	19/02/2021	Writeback	0.00	0.00	2.42	0.00	18,462.38	0.00	0.00	0.00
	22/02/2021	Disposal	(646.00)	(2,003.56)	0.00	0.00	16,458.82	2,002.60	2,003.56	(0.96)
	22/02/2021	Writeback	0.00	0.00	0.67	0.00	16,459.49	0.00	0.00	0.00
	18/03/2021	Disposal	(3,285.00)	(9,939.72)	0.00	0.00	6,519.77	10,176.55	9,939.72	236.83
	18/03/2021	Writeback	0.00	0.00	2.66	0.00	6,522.43	0.00	0.00	0.00
	19/03/2021	Disposal	(6.00)	(17.78)	0.00	0.00	6,504.65	18.59	17.78	0.81
	19/03/2021	Writeback	0.00	0.00	0.01	0.00	6,504.66	0.00	0.00	0.00
	22/03/2021	Disposal	(6.00)	(17.78)	0.00	0.00	6,486.88	18.58	17.78	0.80
	22/03/2021	Writeback	0.00	0.00	0.01	0.00	6,486.89	0.00	0.00	0.00
	30/03/2021	Disposal	(2,193.00)	(6,497.77)	0.00	0.00	(10.88)	6,792.87	6,497.77	295.10
	30/03/2021	Writeback	0.00	0.00	1.65	0.00	(9.23)	0.00	0.00	0.00
	31/03/2021	Purchase	7.00	31.25	0.00	0.00	22.02	0.00	0.00	0.00
	30/06/2021	Revaluation	0.00	0.00	2.34	0.00	24.36	0.00	0.00	0.00
	30/06/2021		7.00	(16,855.62)	429.98	0.00	24.36	132,187.62	128,601.57	3,586.05

Shimada Family Superannuation Fund

Market Movement Report

As at 30 June 2021

Investment	Date	Description	Unrealised				Realised			Total
			Units	Accounting Cost Movement	Market Movement	Depreciation	Balance	Consideration	Accounting Cost Base	
ETHI.AX1 - Betashares Global Sustainability Leaders Etf										
	09/12/2020	Purchase	1,000.00	10,940.93	0.00	0.00	10,940.93	0.00	0.00	0.00
	06/01/2021	Disposal	(1,000.00)	(10,940.93)	0.00	0.00	0.00	10,939.05	10,940.93	(1.88)
	30/06/2021		0.00	0.00	0.00	0.00	0.00	10,939.05	10,940.93	(1.88)
GILT.NDQ - Gilat Satellite Networks										
	18/02/2021	Purchase	570.00	15,271.55	0.00	0.00	15,271.55	0.00	0.00	0.00
	21/04/2021	Purchase	800.00	10,251.28	0.00	0.00	25,522.83	0.00	0.00	0.00
	30/06/2021	Revaluation	0.00	0.00	(6,971.93)	0.00	18,550.90	0.00	0.00	0.00
	30/06/2021		1,370.00	25,522.83	(6,971.93)	0.00	18,550.90	0.00	0.00	0.00
GOLD.AX - Efts Metal Securities Australia Limited.										
	01/07/2020	Opening Balance	85.00	0.00	0.00	0.00	20,595.50	0.00	0.00	0.00
	29/07/2020	Disposal	(85.00)	(20,675.66)	0.00	0.00	(80.16)	21,450.43	20,675.66	774.77
	29/07/2020	Writeback	0.00	0.00	80.16	0.00	0.00	0.00	0.00	0.00
	30/06/2021		0.00	(20,675.66)	80.16	0.00	0.00	21,450.43	20,675.66	774.77
HACK.AX - Betashares Global Cybersecurity Etf										
	03/11/2020	Purchase	2,000.00	14,711.02	0.00	0.00	14,711.02	0.00	0.00	0.00
	12/11/2020	Purchase	2,000.00	15,215.20	0.00	0.00	29,926.22	0.00	0.00	0.00
	18/11/2020	Disposal	(4,000.00)	(29,926.22)	0.00	0.00	0.00	30,689.28	29,926.22	763.06
	19/11/2020	Purchase	3,000.00	23,033.01	0.00	0.00	23,033.01	0.00	0.00	0.00
	03/12/2020	Disposal	(3,000.00)	(23,033.01)	0.00	0.00	0.00	24,040.75	23,033.01	1,007.74
	24/12/2020	Purchase	2,000.00	17,757.74	0.00	0.00	17,757.74	0.00	0.00	0.00
	05/02/2021	Disposal	(2,000.00)	(17,757.74)	0.00	0.00	0.00	18,185.44	17,757.74	427.70
	14/04/2021	Purchase	1,160.00	10,038.21	0.00	0.00	10,038.21	0.00	0.00	0.00
	10/06/2021	Disposal	(1,160.00)	(10,038.21)	0.00	0.00	0.00	10,197.79	10,038.21	159.58
	30/06/2021		0.00	0.00	0.00	0.00	0.00	83,113.26	80,755.18	2,358.08
HM1.AX - Hearts And Minds Investments Limited										
	12/11/2020	Purchase	3,500.00	15,485.47	0.00	0.00	15,485.47	0.00	0.00	0.00
	17/11/2020	Disposal	(3,500.00)	(15,485.47)	0.00	0.00	0.00	16,398.59	15,485.47	913.12
	30/06/2021		0.00	0.00	0.00	0.00	0.00	16,398.59	15,485.47	913.12
HOL.NDQ - Holicity Inc - Ordinary Shares - Class A										
	18/02/2021	Purchase	615.00	15,699.11	0.00	0.00	15,699.11	0.00	0.00	0.00
	17/03/2021	Purchase	550.00	10,007.09	0.00	0.00	25,706.20	0.00	0.00	0.00
	30/06/2021	Revaluation	0.00	0.00	(6,568.51)	0.00	19,137.69	0.00	0.00	0.00

Shimada Family Superannuation Fund

Market Movement Report

As at 30 June 2021

Investment	Date	Description	Unrealised				Realised			Total
			Units	Accounting Cost Movement	Market Movement	Depreciation	Balance	Consideration	Accounting Cost Base	
	30/06/2021		1,165.00	25,706.20	(6,568.51)	0.00	19,137.69	0.00	0.00	0.00
HVST.AX - Betashares Australian Dividend Harvester Fund (managed Fund)										
	01/07/2020	Opening Balance	1,000.00	0.00	0.00	0.00	13,140.00	0.00	0.00	0.00
	30/06/2021	Revaluation	0.00	0.00	900.00	0.00	14,040.00	0.00	0.00	0.00
	30/06/2021		1,000.00	0.00	900.00	0.00	14,040.00	0.00	0.00	0.00
IVV.AXW - Ishares S&p 500 Etf										
	20/04/2021	Purchase	20.00	10,769.90	0.00	0.00	10,769.90	0.00	0.00	0.00
	27/04/2021	Purchase	20.00	10,733.70	0.00	0.00	21,503.60	0.00	0.00	0.00
	03/05/2021	Purchase	20.00	10,811.90	0.00	0.00	32,315.50	0.00	0.00	0.00
	10/06/2021	Disposal	(60.00)	(32,315.50)	0.00	0.00	0.00	32,753.01	32,315.50	437.51
	30/06/2021		0.00	0.00	0.00	0.00	0.00	32,753.01	32,315.50	437.51
MAQ0353AU - Macq Global Infrastructure Trust II										
	01/07/2020	Opening Balance	118,355.91	0.00	0.00	0.00	8,403.27	0.00	0.00	0.00
	30/06/2021	Revaluation	0.00	0.00	(5,219.50)	0.00	3,183.77	0.00	0.00	0.00
	30/06/2021		118,355.91	0.00	(5,219.50)	0.00	3,183.77	0.00	0.00	0.00
MGV.AX - Musgrave Minerals Limited										
	01/07/2020	Opening Balance	65,000.00	0.00	0.00	0.00	30,225.00	0.00	0.00	0.00
	06/07/2020	Writeback	0.00	0.00	(3,097.40)	0.00	27,127.60	0.00	0.00	0.00
	08/07/2020	Disposal	(20,000.00)	(8,408.80)	0.00	0.00	18,718.80	10,989.00	8,408.80	2,580.20
	08/07/2020	Disposal	(20,000.00)	(8,333.42)	0.00	0.00	10,385.38	11,988.00	8,333.42	3,654.58
	08/07/2020	Disposal	(25,000.00)	(10,385.37)	0.00	0.00	0.01	13,111.88	10,385.37	2,726.51
	09/07/2020	Purchase	30,000.00	16,666.65	0.00	0.00	16,666.66	0.00	0.00	0.00
	16/07/2020	Purchase	56,000.00	29,989.96	0.00	0.00	46,656.62	0.00	0.00	0.00
	16/07/2020	Purchase	38,000.00	20,350.33	0.00	0.00	67,006.95	0.00	0.00	0.00
	23/07/2020	Disposal	(20,000.00)	(11,111.10)	0.00	0.00	55,895.85	11,988.00	11,111.10	876.90
	24/07/2020	Disposal	(20,000.00)	(10,910.90)	0.00	0.00	44,984.95	12,989.60	10,910.90	2,078.70
	28/07/2020	Purchase	40,685.00	25,652.05	0.00	0.00	70,637.00	0.00	0.00	0.00
	29/07/2020	Disposal	(20,000.00)	(12,610.08)	0.00	0.00	58,026.92	13,289.36	12,610.08	679.28
	30/07/2020	Disposal	(20,000.00)	(12,610.08)	0.00	0.00	45,416.84	15,987.20	12,610.08	3,377.12
	04/08/2020	Disposal	(64,685.00)	(34,706.14)	0.00	0.00	10,710.70	42,334.79	34,706.14	7,628.65
	05/08/2020	Purchase	25,000.00	17,017.00	0.00	0.00	27,727.70	0.00	0.00	0.00
	05/08/2020	Disposal	(20,000.00)	(13,613.60)	0.00	0.00	14,114.10	14,288.56	13,613.60	674.96

Shimada Family Superannuation Fund

Market Movement Report

As at 30 June 2021

Investment	Date	Description	Unrealised				Realised			Total
			Units	Accounting Cost Movement	Market Movement	Depreciation	Balance	Consideration	Accounting Cost Base	
	06/08/2020	Disposal	(25,000.00)	(14,114.10)	0.00	0.00	0.00	17,732.25	14,114.10	3,618.15
	13/08/2020	Purchase	30,000.00	20,420.41	0.00	0.00	20,420.41	0.00	0.00	0.00
	26/08/2020	Purchase	18,000.00	10,809.90	0.00	0.00	31,230.31	0.00	0.00	0.00
	02/09/2020	Disposal	(20,000.00)	(13,613.61)	0.00	0.00	17,616.70	11,990.10	13,613.61	(1,623.51)
	03/09/2020	Disposal	(10,000.00)	(6,806.80)	0.00	0.00	10,809.90	6,190.10	6,806.80	(616.70)
	09/09/2020	Purchase	18,000.00	10,450.44	0.00	0.00	21,260.34	0.00	0.00	0.00
	09/09/2020	Purchase	15,000.00	8,484.90	0.00	0.00	29,745.24	0.00	0.00	0.00
	14/09/2020	Disposal	(18,000.00)	(10,809.90)	0.00	0.00	18,935.34	11,420.10	10,809.90	610.20
	15/09/2020	Purchase	18,000.00	11,169.90	0.00	0.00	30,105.24	0.00	0.00	0.00
	15/09/2020	Purchase	17,000.00	10,124.90	0.00	0.00	40,230.14	0.00	0.00	0.00
	17/09/2020	Purchase	20,000.00	12,009.90	0.00	0.00	52,240.04	0.00	0.00	0.00
	17/09/2020	Disposal	(17,000.00)	(10,549.35)	0.00	0.00	41,690.69	10,700.10	10,549.35	150.75
	30/09/2020	Purchase	20,000.00	10,809.90	0.00	0.00	52,500.59	0.00	0.00	0.00
	12/10/2020	Disposal	(20,000.00)	(12,029.96)	0.00	0.00	40,470.63	11,190.10	12,029.96	(839.86)
	16/10/2020	Purchase	20,000.00	11,609.90	0.00	0.00	52,080.53	0.00	0.00	0.00
	21/12/2020	Purchase	30,000.00	11,261.25	0.00	0.00	63,341.78	0.00	0.00	0.00
	29/12/2020	Purchase	25,000.00	8,634.90	0.00	0.00	71,976.68	0.00	0.00	0.00
	06/01/2021	Disposal	(25,000.00)	(14,789.46)	0.00	0.00	57,187.22	9,365.10	14,789.46	(5,424.36)
	07/01/2021	Disposal	(10,000.00)	(5,805.80)	0.00	0.00	51,381.42	3,740.10	5,805.80	(2,065.70)
	07/01/2021	Disposal	(30,000.00)	(17,281.42)	0.00	0.00	34,100.00	11,238.75	17,281.42	(6,042.67)
	07/01/2021	Disposal	(40,000.00)	(19,459.11)	0.00	0.00	14,640.89	14,985.00	19,459.11	(4,474.11)
	12/01/2021	Share Purchase Plan	83,334.00	30,000.00	0.00	0.00	44,640.89	0.00	0.00	0.00
	14/01/2021	Purchase	30,000.00	10,809.90	0.00	0.00	55,450.79	0.00	0.00	0.00
	15/01/2021	Purchase	85,000.00	31,475.16	0.00	0.00	86,925.95	0.00	0.00	0.00
	15/01/2021	Purchase	30,000.00	11,109.90	0.00	0.00	98,035.85	0.00	0.00	0.00
	19/01/2021	Disposal	(30,000.00)	(11,190.62)	0.00	0.00	86,845.23	11,690.10	11,190.62	499.48
	01/02/2021	Disposal	(83,334.00)	(30,000.00)	0.00	0.00	56,845.23	30,000.00	30,000.00	0.00
	02/02/2021	Purchase	30,000.00	10,809.90	0.00	0.00	67,655.13	0.00	0.00	0.00
	02/02/2021	Purchase	30,000.00	10,659.90	0.00	0.00	78,315.03	0.00	0.00	0.00
	15/02/2021	Purchase	30,000.00	10,510.51	0.00	0.00	88,825.54	0.00	0.00	0.00
	23/03/2021	Purchase	23,949.00	8,511.80	0.00	0.00	97,337.34	0.00	0.00	0.00
	23/03/2021	Disposal	(30,000.00)	(11,109.42)	0.00	0.00	86,227.92	11,388.60	11,109.42	279.18
	23/03/2021	Disposal	(30,000.00)	(11,108.88)	0.00	0.00	75,119.04	11,388.60	11,108.88	279.72
	26/03/2021	Purchase	30,000.00	10,510.51	0.00	0.00	85,629.55	0.00	0.00	0.00
	26/03/2021	Purchase	6,051.00	2,148.86	0.00	0.00	87,778.41	0.00	0.00	0.00
	06/04/2021	Purchase	30,000.00	9,609.90	0.00	0.00	97,388.31	0.00	0.00	0.00

Shimada Family Superannuation Fund

Market Movement Report

As at 30 June 2021

Investment	Date	Description	Unrealised				Realised			Total
			Units	Accounting Cost Movement	Market Movement	Depreciation	Balance	Consideration	Accounting Cost Base	
	12/04/2021	Disposal	(30,000.00)	(11,108.88)	0.00	0.00	86,279.43	10,639.35	11,108.88	(469.53)
	12/04/2021	Disposal	(30,000.00)	(10,919.53)	0.00	0.00	75,359.90	11,088.90	10,919.53	169.37
	12/04/2021	Disposal	(30,000.00)	(10,809.90)	0.00	0.00	64,550.00	11,388.60	10,809.90	578.70
	14/04/2021	Disposal	(20,000.00)	(7,162.35)	0.00	0.00	57,387.65	7,790.10	7,162.35	627.75
	22/04/2021	Purchase	30,000.00	10,359.90	0.00	0.00	67,747.55	0.00	0.00	0.00
	26/04/2021	Disposal	(30,000.00)	(10,515.28)	0.00	0.00	57,232.27	11,240.10	10,515.28	724.82
	27/04/2021	Disposal	(30,000.00)	(10,661.15)	0.00	0.00	46,571.12	11,240.10	10,661.15	578.95
	27/04/2021	Disposal	(20,000.00)	(7,105.56)	0.00	0.00	39,465.56	7,990.10	7,105.56	884.54
	27/04/2021	Disposal	(30,000.00)	(10,510.51)	0.00	0.00	28,955.05	11,390.10	10,510.51	879.59
	29/04/2021	Purchase	20,000.00	7,609.90	0.00	0.00	36,564.95	0.00	0.00	0.00
	30/04/2021	Purchase	27,000.00	10,134.90	0.00	0.00	46,699.85	0.00	0.00	0.00
	10/05/2021	Purchase	30,000.00	10,659.90	0.00	0.00	57,359.75	0.00	0.00	0.00
	21/05/2021	Disposal	(20,000.00)	(7,609.90)	0.00	0.00	49,749.85	7,990.10	7,609.90	380.20
	21/05/2021	Disposal	(20,000.00)	(7,246.86)	0.00	0.00	42,502.99	8,390.10	7,246.86	1,143.24
	21/05/2021	Disposal	(30,000.00)	(10,535.71)	0.00	0.00	31,967.28	11,690.10	10,535.71	1,154.39
	21/05/2021	Disposal	(20,000.00)	(6,906.60)	0.00	0.00	25,060.68	8,190.10	6,906.60	1,283.50
	21/05/2021	Writeback	0.00	0.00	(1,126.33)	0.00	23,934.35	0.00	0.00	0.00
	21/05/2021	Writeback	0.00	0.00	270.47	0.00	24,204.82	0.00	0.00	0.00
	21/05/2021	Writeback	0.00	0.00	218.46	0.00	24,423.28	0.00	0.00	0.00
	21/05/2021	Writeback	0.00	0.00	92.68	0.00	24,515.96	0.00	0.00	0.00
	25/05/2021	Disposal	(20,000.00)	(7,507.33)	0.00	0.00	17,008.63	8,190.10	7,507.33	682.77
	25/05/2021	Disposal	(18,000.00)	(6,216.80)	0.00	0.00	10,791.83	7,280.10	6,216.80	1,063.30
	25/05/2021	Writeback	0.00	0.00	(78.29)	0.00	10,713.54	0.00	0.00	0.00
	25/05/2021	Writeback	0.00	0.00	(37.08)	0.00	10,676.46	0.00	0.00	0.00
	27/05/2021	Disposal	(15,000.00)	(4,929.95)	0.00	0.00	5,746.51	6,215.10	4,929.95	1,285.15
	27/05/2021	Writeback	0.00	0.00	(312.02)	0.00	5,434.49	0.00	0.00	0.00
	28/05/2021	Disposal	(20,000.00)	(6,406.60)	0.00	0.00	(972.11)	9,190.10	6,406.60	2,783.50
	28/05/2021	Writeback	0.00	0.00	187.53	0.00	(784.58)	0.00	0.00	0.00
	31/05/2021	Purchase	4,349.00	1,836.48	0.00	0.00	1,051.90	0.00	0.00	0.00
	21/06/2021	Purchase	25,651.00	9,362.62	0.00	0.00	10,414.52	0.00	0.00	0.00
	22/06/2021	Disposal	(28,052.00)	(10,488.08)	0.00	0.00	(73.56)	10,790.12	10,488.08	302.04
	22/06/2021	Writeback	0.00	0.00	1,401.42	0.00	1,327.86	0.00	0.00	0.00
	24/06/2021	Disposal	(1,948.00)	(711.02)	0.00	0.00	616.84	749.98	711.02	38.96
	24/06/2021	Writeback	0.00	0.00	(298.07)	0.00	318.77	0.00	0.00	0.00
	30/06/2021	Revaluation	0.00	0.00	(318.77)	0.00	0.00	0.00	0.00	0.00

Shimada Family Superannuation Fund

Market Movement Report

As at 30 June 2021

Investment	Date	Description	Unrealised				Realised			Total
			Units	Accounting Cost Movement	Market Movement	Depreciation	Balance	Consideration	Accounting Cost Base	
	30/06/2021		0.00	(27,127.60)	(3,097.40)	0.00	0.00	481,428.64	458,709.93	22,718.71
MHH.AX - Magellan High Conviction Trust										
	01/07/2020	Opening Balance	45,200.00	0.00	0.00	0.00	63,280.00	0.00	0.00	0.00
	28/07/2020	Purchase	685.00	1,017.00	0.00	0.00	64,297.00	0.00	0.00	0.00
	20/08/2020	Disposal	(19,867.00)	(28,850.01)	0.00	0.00	35,446.99	29,578.15	28,850.01	728.14
	20/08/2020	Writeback	0.00	0.00	(585.11)	0.00	34,861.88	0.00	0.00	0.00
	27/08/2020	Disposal	(20,000.00)	(26,990.56)	0.00	0.00	7,871.32	30,375.68	26,990.56	3,385.12
	27/08/2020	Writeback	0.00	0.00	(589.03)	0.00	7,282.29	0.00	0.00	0.00
	31/08/2020	Disposal	(6,018.00)	(7,105.06)	0.00	0.00	177.23	9,318.00	7,105.06	2,212.94
	31/08/2020	Writeback	0.00	0.00	(177.24)	0.00	(0.01)	0.00	0.00	0.00
	16/09/2020	Purchase	20,000.00	29,757.53	0.00	0.00	29,757.52	0.00	0.00	0.00
	21/09/2020	Purchase	10,000.00	14,861.88	0.00	0.00	44,619.40	0.00	0.00	0.00
	22/10/2020	Disposal	(30,000.00)	(44,619.41)	0.00	0.00	(0.01)	46,165.35	44,619.41	1,545.94
	14/04/2021	Purchase	7,000.00	10,090.08	0.00	0.00	10,090.07	0.00	0.00	0.00
	20/04/2021	Purchase	10,000.00	14,564.55	0.00	0.00	24,654.62	0.00	0.00	0.00
	13/05/2021	Purchase	7,000.00	10,159.90	0.00	0.00	34,814.52	0.00	0.00	0.00
	15/06/2021	Disposal	(24,000.00)	(34,814.53)	0.00	0.00	(0.01)	35,604.36	34,814.53	789.83
	24/06/2021	Purchase	10,000.00	15,312.24	0.00	0.00	15,312.23	0.00	0.00	0.00
	24/06/2021	Purchase	20,000.00	30,624.48	0.00	0.00	45,936.71	0.00	0.00	0.00
	30/06/2021	Revaluation	0.00	0.00	1,013.29	0.00	46,950.00	0.00	0.00	0.00
	30/06/2021		30,000.00	(15,991.91)	(338.09)	0.00	46,950.00	151,041.54	142,379.57	8,661.97
MICH.AX - Magellan Infrastructure Fund (currency Hedged)(managed Fund)										
	01/10/2020	Purchase	5,000.00	13,860.38	0.00	0.00	13,860.38	0.00	0.00	0.00
	23/10/2020	Disposal	(5,000.00)	(13,860.38)	0.00	0.00	0.00	14,089.43	13,860.38	229.05
	29/10/2020	Purchase	5,000.00	13,910.43	0.00	0.00	13,910.43	0.00	0.00	0.00
	22/12/2020	Disposal	(3,158.00)	(8,785.83)	0.00	0.00	5,124.60	8,990.40	8,785.83	204.57
	01/04/2021	Disposal	(1,842.00)	(5,124.60)	0.00	0.00	0.00	5,239.80	5,124.60	115.20
	30/06/2021		0.00	0.00	0.00	0.00	0.00	28,319.63	27,770.81	548.82
NDQ.AX1 - Betashares Nasdaq 100 Etf										
	26/11/2020	Purchase	735.00	19,919.73	0.00	0.00	19,919.73	0.00	0.00	0.00
	07/01/2021	Disposal	(735.00)	(19,919.73)	0.00	0.00	0.00	20,118.86	19,919.73	199.13
	05/02/2021	Purchase	500.00	14,689.67	0.00	0.00	14,689.67	0.00	0.00	0.00
	08/02/2021	Purchase	350.00	10,181.18	0.00	0.00	24,870.85	0.00	0.00	0.00

Shimada Family Superannuation Fund

Market Movement Report

As at 30 June 2021

Investment	Date	Description	Unrealised				Realised			Total
			Units	Accounting Cost Movement	Market Movement	Depreciation	Balance	Consideration	Accounting Cost Base	
	19/02/2021	Disposal	(850.00)	(24,870.85)	0.00	0.00	0.00	24,919.05	24,870.85	48.20
	14/04/2021	Purchase	335.00	10,043.28	0.00	0.00	10,043.28	0.00	0.00	0.00
	03/05/2021	Purchase	1,000.00	29,863.87	0.00	0.00	39,907.15	0.00	0.00	0.00
	21/06/2021	Disposal	(1,335.00)	(39,907.15)	0.00	0.00	0.00	40,244.73	39,907.15	337.58
	30/06/2021		0.00	0.00	0.00	0.00	0.00	85,282.64	84,697.73	584.91
PAI.AX - Platinum Asia Investments Limited - Ordinary Fully Paid										
	01/07/2020	Opening Balance	0.00	0.00	0.00	0.00	0.00	0.00	0.00	0.00
	02/09/2020	Purchase	10,000.00	11,209.90	0.00	0.00	11,209.90	0.00	0.00	0.00
	07/09/2020	Purchase	10,000.00	11,111.10	0.00	0.00	22,321.00	0.00	0.00	0.00
	05/10/2020	Disposal	(20,000.00)	(22,321.00)	0.00	0.00	0.00	22,482.00	22,321.00	161.00
	15/02/2021	Purchase	10,000.00	13,510.80	0.00	0.00	13,510.80	0.00	0.00	0.00
	19/02/2021	Disposal	(10,000.00)	(13,510.80)	0.00	0.00	0.00	13,739.00	13,510.80	228.20
	30/06/2021		0.00	0.00	0.00	0.00	0.00	36,221.00	35,831.80	389.20
PIA.AX - Pengana International Equities Limited										
	27/08/2020	Purchase	10,000.00	11,409.90	0.00	0.00	11,409.90	0.00	0.00	0.00
	31/08/2020	Purchase	10,000.00	11,709.90	0.00	0.00	23,119.80	0.00	0.00	0.00
	07/09/2020	Purchase	10,000.00	11,511.50	0.00	0.00	34,631.30	0.00	0.00	0.00
	24/09/2020	Disposal	(30,000.00)	(34,631.30)	0.00	0.00	0.00	35,521.56	34,631.30	890.26
	28/09/2020	Purchase	30,000.00	35,578.44	0.00	0.00	35,578.44	0.00	0.00	0.00
	30/09/2020	Disposal	(30,000.00)	(35,578.44)	0.00	0.00	0.00	35,971.20	35,578.44	392.76
	01/10/2020	Purchase	30,000.00	35,728.56	0.00	0.00	35,728.56	0.00	0.00	0.00
	23/10/2020	Purchase	10,000.00	11,509.90	0.00	0.00	47,238.46	0.00	0.00	0.00
	26/10/2020	Disposal	(30,000.00)	(35,728.56)	0.00	0.00	11,509.90	35,972.99	35,728.56	244.43
	26/10/2020	Disposal	(10,000.00)	(11,509.90)	0.00	0.00	0.00	12,040.10	11,509.90	530.20
	12/11/2020	Purchase	15,000.00	19,744.72	0.00	0.00	19,744.72	0.00	0.00	0.00
	07/01/2021	Disposal	(15,000.00)	(19,744.72)	0.00	0.00	0.00	19,780.20	19,744.72	35.48
	21/05/2021	Purchase	8,500.00	10,507.99	0.00	0.00	10,507.99	0.00	0.00	0.00
	31/05/2021	Purchase	8,500.00	10,635.63	0.00	0.00	21,143.62	0.00	0.00	0.00
	17/06/2021	Disposal	(17,000.00)	(21,143.62)	0.00	0.00	0.00	21,568.41	21,143.62	424.79
	23/06/2021	Purchase	10,000.00	12,510.00	0.00	0.00	12,510.00	0.00	0.00	0.00
	24/06/2021	Purchase	20,000.00	25,220.16	0.00	0.00	37,730.16	0.00	0.00	0.00
	30/06/2021	Disposal	(30,000.00)	(37,730.16)	0.00	0.00	0.00	39,270.52	37,730.16	1,540.36
	30/06/2021	Purchase	10,000.00	12,909.90	0.00	0.00	12,909.90	0.00	0.00	0.00
	30/06/2021	Revaluation	0.00	0.00	290.10	0.00	13,200.00	0.00	0.00	0.00

Shimada Family Superannuation Fund

Market Movement Report

As at 30 June 2021

Investment	Date	Description	Unrealised				Realised			Total
			Units	Accounting Cost Movement	Market Movement	Depreciation	Balance	Consideration	Accounting Cost Base	
	30/06/2021		10,000.00	12,909.90	290.10	0.00	13,200.00	200,124.98	196,066.70	4,058.28
QUAL.AX - Market Vectors Msci World Ex Australia Quality										
	15/06/2021	Purchase	350.00	12,990.98	0.00	0.00	12,990.98	0.00	0.00	0.00
	22/06/2021	Disposal	(350.00)	(12,990.98)	0.00	0.00	0.00	13,383.79	12,990.98	392.81
	30/06/2021		0.00	0.00	0.00	0.00	0.00	13,383.79	12,990.98	392.81
QUAL.NYE - iSh Edg MSCI US Shs										
	27/05/2021	Purchase	60.00	9,998.57	0.00	0.00	9,998.57	0.00	0.00	0.00
	15/06/2021	Disposal	(60.00)	(9,998.57)	0.00	0.00	0.00	10,031.61	9,998.57	33.04
	30/06/2021		0.00	0.00	0.00	0.00	0.00	10,031.61	9,998.57	33.04
ROBO.AX4 - Efts ROBO Global Robotics And Automation Etf										
	01/07/2020	Opening Balance	0.00	0.00	0.00	0.00	0.00	0.00	0.00	0.00
	02/09/2020	Purchase	150.00	10,203.90	0.00	0.00	10,203.90	0.00	0.00	0.00
	01/10/2020	Disposal	(150.00)	(10,203.90)	0.00	0.00	0.00	10,490.10	10,203.90	286.20
	02/10/2020	Purchase	150.00	10,382.40	0.00	0.00	10,382.40	0.00	0.00	0.00
	07/10/2020	Disposal	(150.00)	(10,382.40)	0.00	0.00	0.00	10,517.10	10,382.40	134.70
	30/06/2021		0.00	0.00	0.00	0.00	0.00	21,007.20	20,586.30	420.90
SCG.AX1 - Scentre Group										
	01/07/2020	Opening Balance	5,000.00	0.00	0.00	0.00	10,850.00	0.00	0.00	0.00
	06/07/2020	Purchase	7,000.00	16,255.37	0.00	0.00	27,105.37	0.00	0.00	0.00
	26/08/2020	Purchase	5,000.00	10,259.90	0.00	0.00	37,365.27	0.00	0.00	0.00
	07/09/2020	Disposal	(12,000.00)	(26,916.37)	0.00	0.00	10,448.90	27,577.92	26,916.37	661.55
	07/09/2020	Writeback	0.00	0.00	(133.41)	0.00	10,315.49	0.00	0.00	0.00
	11/09/2020	Disposal	(5,000.00)	(10,259.90)	0.00	0.00	55.59	11,090.10	10,259.90	830.20
	11/09/2020	Writeback	0.00	0.00	(55.59)	0.00	0.00	0.00	0.00	0.00
	14/09/2020	Purchase	6,500.00	14,184.17	0.00	0.00	14,184.17	0.00	0.00	0.00
	18/09/2020	Disposal	(6,500.00)	(14,184.17)	0.00	0.00	0.00	14,613.30	14,184.17	429.13
	30/06/2021		0.00	(10,661.00)	(189.00)	0.00	0.00	53,281.32	51,360.44	1,920.88
SHSA6758JP - Sony Group Corporation										
	04/06/2021	Purchase	100.00	12,773.75	0.00	0.00	12,773.75	0.00	0.00	0.00
	30/06/2021	Revaluation	0.00	0.00	215.07	0.00	12,988.82	0.00	0.00	0.00
	30/06/2021		100.00	12,773.75	215.07	0.00	12,988.82	0.00	0.00	0.00

Shimada Family Superannuation Fund

Market Movement Report

As at 30 June 2021

Investment	Date	Description	Unrealised				Realised			Total
			Units	Accounting Cost Movement	Market Movement	Depreciation	Balance	Consideration	Accounting Cost Base	
SHSA8515JP - Aiful Corp										
	30/09/2020	Purchase	2,700.00	10,028.61	0.00	0.00	10,028.61	0.00	0.00	0.00
	22/10/2020	Disposal	(2,700.00)	(10,028.61)	0.00	0.00	0.00	10,304.28	10,028.61	275.67
	30/06/2021		0.00	0.00	0.00	0.00	0.00	10,304.28	10,028.61	275.67
SHSA9434JP - SoftBank Corp										
	01/07/2020	Opening Balance	1,000.00	0.00	0.00	0.00	18,632.09	0.00	0.00	0.00
	21/08/2020	Disposal	(1,000.00)	(19,248.21)	0.00	0.00	(616.12)	19,370.53	19,248.21	122.32
	21/08/2020	Writeback	0.00	0.00	616.12	0.00	0.00	0.00	0.00	0.00
	30/06/2021		0.00	(19,248.21)	616.12	0.00	0.00	19,370.53	19,248.21	122.32
SHSAAPCF - Aura Property Credit Fund										
	01/07/2020	Opening Balance	101,133.00	0.00	0.00	0.00	101,254.36	0.00	0.00	0.00
	14/10/2020	Disposal	(101,133.00)	(100,000.00)	0.00	0.00	1,254.36	101,254.36	100,000.00	1,254.36
	14/10/2020	Writeback	0.00	0.00	(1,254.36)	0.00	0.00	0.00	0.00	0.00
	30/06/2021		0.00	(100,000.00)	(1,254.36)	0.00	0.00	101,254.36	100,000.00	1,254.36
SKY.AX - SKY Metals Limited										
	12/08/2020	Purchase	62,500.00	10,010.00	0.00	0.00	10,010.00	0.00	0.00	0.00
	12/08/2020	Purchase	65,200.00	10,116.11	0.00	0.00	20,126.11	0.00	0.00	0.00
	26/08/2020	Disposal	(100,000.00)	(15,828.31)	0.00	0.00	4,297.80	12,987.00	15,828.31	(2,841.31)
	03/09/2020	Disposal	(27,700.00)	(4,297.80)	0.00	0.00	0.00	3,729.60	4,297.80	(568.20)
	30/06/2021		0.00	0.00	0.00	0.00	0.00	16,716.60	20,126.11	(3,409.51)
SMFG.NYE - Sumitomo Mitsui Financial Group Inc - ADR										
	07/09/2020	Purchase	600.00	24,400.98	0.00	0.00	24,400.98	0.00	0.00	0.00
	07/09/2020	Purchase	600.00	24,282.06	0.00	0.00	48,683.04	0.00	0.00	0.00
	28/09/2020	Disposal	(1,200.00)	(48,683.04)	0.00	0.00	0.00	49,015.56	48,683.04	332.52
	15/12/2020	Purchase	300.00	11,864.94	0.00	0.00	11,864.94	0.00	0.00	0.00
	23/12/2020	Purchase	400.00	16,379.88	0.00	0.00	28,244.82	0.00	0.00	0.00
	12/01/2021	Disposal	(700.00)	(28,244.82)	0.00	0.00	0.00	30,096.78	28,244.82	1,851.96
	30/06/2021		0.00	0.00	0.00	0.00	0.00	79,112.34	76,927.86	2,184.48
SMH.NYE1 - VanEck Vct Sem Shs										
	02/02/2021	Purchase	45.00	13,416.95	0.00	0.00	13,416.95	0.00	0.00	0.00
	04/02/2021	Disposal	(45.00)	(13,416.95)	0.00	0.00	0.00	14,059.43	13,416.95	642.48
	30/06/2021		0.00	0.00	0.00	0.00	0.00	14,059.43	13,416.95	642.48

Shimada Family Superannuation Fund

Market Movement Report

As at 30 June 2021

Investment	Date	Description	Unrealised				Realised			Total
			Units	Accounting Cost Movement	Market Movement	Depreciation	Balance	Consideration	Accounting Cost Base	
SOXX.NDQ2 - BlackRock Institutional Trust Company N.A. - iShares Semiconductor ETF										
	01/02/2021	Purchase	25.00	13,157.05	0.00	0.00	13,157.05	0.00	0.00	0.00
	02/03/2021	Disposal	(25.00)	(13,157.05)	0.00	0.00	0.00	13,417.65	13,157.05	260.60
	07/06/2021	Purchase	18.00	10,141.59	0.00	0.00	10,141.59	0.00	0.00	0.00
	21/06/2021	Disposal	(18.00)	(10,141.59)	0.00	0.00	0.00	10,355.95	10,141.59	214.36
	30/06/2021		0.00	0.00	0.00	0.00	0.00	23,773.60	23,298.64	474.96
STPK.NYE - Star Peak Energy Transition Corp - Ordinary Shares - Class A										
	24/02/2021	Purchase	200.00	10,698.86	0.00	0.00	10,698.86	0.00	0.00	0.00
	10/03/2021	Purchase	350.00	11,027.94	0.00	0.00	21,726.80	0.00	0.00	0.00
	18/03/2021	Disposal	(550.00)	(21,726.80)	0.00	0.00	0.00	23,997.55	21,726.80	2,270.75
	30/06/2021		0.00	0.00	0.00	0.00	0.00	23,997.55	21,726.80	2,270.75
TWE.AX - Treasury Wine Estates Limited										
	01/12/2020	Purchase	1,640.00	16,987.57	0.00	0.00	16,987.57	0.00	0.00	0.00
	11/01/2021	Purchase	1,200.00	11,051.04	0.00	0.00	28,038.61	0.00	0.00	0.00
	02/02/2021	Disposal	(2,840.00)	(28,038.61)	0.00	0.00	0.00	29,342.10	28,038.61	1,303.49
	30/06/2021		0.00	0.00	0.00	0.00	0.00	29,342.10	28,038.61	1,303.49
VAN0010AU1 - Vanguard Index Australian Shares Fd										
	01/07/2020	Opening Balance	2,158.33	0.00	0.00	0.00	4,045.36	0.00	0.00	0.00
	01/07/2020	Purchase	37.03	68.29	0.00	0.00	4,113.65	0.00	0.00	0.00
	06/10/2020	Disposal	(2,195.36)	(4,383.54)	0.00	0.00	(269.89)	4,018.61	4,383.54	(364.93)
	06/10/2020	Writeback	0.00	0.00	269.89	0.00	0.00	0.00	0.00	0.00
	30/06/2021		0.00	(4,315.25)	269.89	0.00	0.00	4,018.61	4,383.54	(364.93)
VAS.AX - Vanguard Australian Shares Index Etf										
	01/07/2020	Opening Balance	0.00	0.00	0.00	0.00	0.00	0.00	0.00	0.00
	05/10/2020	Purchase	200.00	14,969.22	0.00	0.00	14,969.22	0.00	0.00	0.00
	12/10/2020	Disposal	(200.00)	(14,969.22)	0.00	0.00	0.00	15,466.39	14,969.22	497.17
	12/10/2020	Writeback	0.00	0.00	0.01	0.00	0.01	0.00	0.00	0.00
	19/11/2020	Purchase	200.00	16,692.68	0.00	0.00	16,692.69	0.00	0.00	0.00
	19/11/2020	Purchase	200.00	16,613.28	0.00	0.00	33,305.97	0.00	0.00	0.00
	27/11/2020	Purchase	300.00	25,715.56	0.00	0.00	59,021.53	0.00	0.00	0.00
	23/12/2020	Purchase	150.00	12,747.74	0.00	0.00	71,769.27	0.00	0.00	0.00
	07/01/2021	Disposal	(850.00)	(71,769.26)	0.00	0.00	0.01	72,177.75	71,769.26	408.49
	01/04/2021	Purchase	150.00	13,153.15	0.00	0.00	13,153.16	0.00	0.00	0.00
	14/04/2021	Purchase	115.00	10,255.59	0.00	0.00	23,408.75	0.00	0.00	0.00

Shimada Family Superannuation Fund

Market Movement Report

As at 30 June 2021

Investment	Date	Description	Unrealised				Realised			Total
			Units	Accounting Cost Movement	Market Movement	Depreciation	Balance	Consideration	Accounting Cost Base	
	21/06/2021	Disposal	(265.00)	(23,408.74)	0.00	0.00	0.01	24,964.21	23,408.74	1,555.47
	24/06/2021	Purchase	150.00	14,144.31	0.00	0.00	14,144.32	0.00	0.00	0.00
	24/06/2021	Purchase	150.00	14,111.28	0.00	0.00	28,255.60	0.00	0.00	0.00
	25/06/2021	Purchase	150.00	14,111.28	0.00	0.00	42,366.88	0.00	0.00	0.00
	30/06/2021	Revaluation	0.00	0.00	(48.88)	0.00	42,318.00	0.00	0.00	0.00
	30/06/2021		450.00	42,366.87	(48.87)	0.00	42,318.00	112,608.35	110,147.22	2,461.13
VESG.AX - Vanguard Ethically Conscious International Shares Index Etf										
	01/10/2020	Purchase	200.00	11,845.90	0.00	0.00	11,845.90	0.00	0.00	0.00
	22/10/2020	Disposal	(200.00)	(11,845.90)	0.00	0.00	0.00	12,100.45	11,845.90	254.55
	06/11/2020	Purchase	260.00	15,200.60	0.00	0.00	15,200.60	0.00	0.00	0.00
	12/11/2020	Purchase	245.00	14,982.02	0.00	0.00	30,182.62	0.00	0.00	0.00
	03/12/2020	Disposal	(505.00)	(30,182.62)	0.00	0.00	0.00	31,315.23	30,182.62	1,132.61
	07/05/2021	Purchase	200.00	13,230.57	0.00	0.00	13,230.57	0.00	0.00	0.00
	21/06/2021	Disposal	(200.00)	(13,230.57)	0.00	0.00	0.00	13,639.08	13,230.57	408.51
	30/06/2021		0.00	0.00	0.00	0.00	0.00	57,054.76	55,259.09	1,795.67
VEU.AX - Vanguard All-world Ex-us Shares Index Etf										
	07/12/2020	Purchase	310.00	23,862.84	0.00	0.00	23,862.84	0.00	0.00	0.00
	13/01/2021	Disposal	(310.00)	(23,862.84)	0.00	0.00	0.00	24,346.51	23,862.84	483.67
	03/06/2021	Purchase	128.00	10,655.13	0.00	0.00	10,655.13	0.00	0.00	0.00
	22/06/2021	Disposal	(128.00)	(10,655.13)	0.00	0.00	0.00	10,900.82	10,655.13	245.69
	23/06/2021	Purchase	120.00	10,065.90	0.00	0.00	10,065.90	0.00	0.00	0.00
	30/06/2021	Revaluation	0.00	0.00	108.90	0.00	10,174.80	0.00	0.00	0.00
	30/06/2021		120.00	10,065.90	108.90	0.00	10,174.80	35,247.33	34,517.97	729.36
VFH.NYE - Vngd Financials Shs										
	11/01/2021	Purchase	150.00	14,896.41	0.00	0.00	14,896.41	0.00	0.00	0.00
	10/02/2021	Disposal	(150.00)	(14,896.41)	0.00	0.00	0.00	15,028.57	14,896.41	132.16
	30/06/2021		0.00	0.00	0.00	0.00	0.00	15,028.57	14,896.41	132.16
VGS.AX1 - Vanguard Msci Index International Shares Etf										
	14/04/2021	Purchase	110.00	10,066.25	0.00	0.00	10,066.25	0.00	0.00	0.00
	13/05/2021	Purchase	120.00	10,809.90	0.00	0.00	20,876.15	0.00	0.00	0.00
	11/06/2021	Disposal	(230.00)	(20,876.15)	0.00	0.00	0.00	21,449.03	20,876.15	572.88
	29/06/2021	Purchase	150.00	14,377.00	0.00	0.00	14,377.00	0.00	0.00	0.00
	30/06/2021	Revaluation	0.00	0.00	161.00	0.00	14,538.00	0.00	0.00	0.00
	30/06/2021		150.00	14,377.00	161.00	0.00	14,538.00	21,449.03	20,876.15	572.88

Shimada Family Superannuation Fund

Market Movement Report

As at 30 June 2021

Investment	Date	Description	Unrealised				Realised			Total
			Units	Accounting Cost Movement	Market Movement	Depreciation	Balance	Consideration	Accounting Cost Base	
VHT.NYE - Vng Health Care Shs										
	21/04/2021	Purchase	33.00	10,151.57	0.00	0.00	10,151.57	0.00	0.00	0.00
	02/06/2021	Disposal	(33.00)	(10,151.57)	0.00	0.00	0.00	10,248.65	10,151.57	97.08
	30/06/2021		0.00	0.00	0.00	0.00	0.00	10,248.65	10,151.57	97.08
VUG.NYE - Vanguard Growth Shs										
	23/09/2020	Purchase	40.00	12,097.39	0.00	0.00	12,097.39	0.00	0.00	0.00
	29/09/2020	Disposal	(40.00)	(12,097.39)	0.00	0.00	0.00	12,468.87	12,097.39	371.48
	30/06/2021		0.00	0.00	0.00	0.00	0.00	12,468.87	12,097.39	371.48
VVLU.AX - Vanguard Global Value Equity Active Etf (managed Fund)										
	28/04/2021	Purchase	200.00	10,761.90	0.00	0.00	10,761.90	0.00	0.00	0.00
	04/06/2021	Disposal	(200.00)	(10,761.90)	0.00	0.00	0.00	11,438.55	10,761.90	676.65
	15/06/2021	Purchase	300.00	17,203.75	0.00	0.00	17,203.75	0.00	0.00	0.00
	16/06/2021	Purchase	250.00	14,226.71	0.00	0.00	31,430.46	0.00	0.00	0.00
	16/06/2021	Purchase	200.00	11,469.90	0.00	0.00	42,900.36	0.00	0.00	0.00
	30/06/2021	Revaluation	0.00	0.00	(75.36)	0.00	42,825.00	0.00	0.00	0.00
	30/06/2021		750.00	42,900.36	(75.36)	0.00	42,825.00	11,438.55	10,761.90	676.65
WGB.AX - Wam Global Limited										
	01/07/2020	Opening Balance	600.00	0.00	0.00	0.00	1,119.00	0.00	0.00	0.00
	10/12/2020	Writeback	0.00	0.00	198.31	0.00	1,317.31	0.00	0.00	0.00
	14/12/2020	Disposal	(600.00)	(1,317.32)	0.00	0.00	(0.01)	1,370.10	1,317.32	52.78
	30/06/2021	Revaluation	0.00	0.00	0.01	0.00	0.00	0.00	0.00	0.00
	30/06/2021		0.00	(1,317.32)	198.32	0.00	0.00	1,370.10	1,317.32	52.78
WLE.AX - Wam Leaders Limited										
	01/07/2020	Opening Balance	10,000.00	0.00	0.00	0.00	10,550.00	0.00	0.00	0.00
	01/09/2020	Purchase	10,000.00	11,659.90	0.00	0.00	22,209.90	0.00	0.00	0.00
	02/09/2020	Purchase	10,000.00	11,609.90	0.00	0.00	33,819.80	0.00	0.00	0.00
	07/09/2020	Purchase	10,000.00	11,611.61	0.00	0.00	45,431.41	0.00	0.00	0.00
	28/09/2020	Disposal	(40,000.00)	(46,643.16)	0.00	0.00	(1,211.75)	47,961.60	46,643.16	1,318.44
	28/09/2020	Writeback	0.00	0.00	1,211.75	0.00	0.00	0.00	0.00	0.00
	30/06/2021		0.00	(11,761.75)	1,211.75	0.00	0.00	47,961.60	46,643.16	1,318.44
Total Market Movement					(20,689.35)					59,267.93
										38,578.58

Shimada Family Superannuation Fund

Capital Gains Reconciliation Report

For The Period 01 July 2020 - 30 June 2021

	Total	Discounted	Indexed	Other	Notional
Losses available to offset					
Carried forward from prior losses	78,799.00				
Carried forward from prior losses - Collectables	0.00				
Current year capital losses	0.00				
Current year capital losses - Collectables	0.00				
Total Losses Available	78,799.00				
Total Losses Available - Collectables	0.00				
Capital Gains					
Capital gains from disposal of assets	0.00	0.00	0.00	0.00	0.00
Capital gains from disposal of assets - Collectables	0.00	0.00	0.00	0.00	0.00
Capital gains from trust distributions	0.00	0.00	0.00	0.00	0.00
Capital Gains Before Losses applied	0.00	0.00	0.00	0.00	0.00
Losses and discount applied					
Losses applied	0.00	0.00	0.00	0.00	0.00
Losses applied - Collectables	0.00	0.00	0.00	0.00	0.00
Capital gains after losses applied	0.00	0.00	0.00	0.00	0.00
Capital gains after losses applied - Collectables	0.00	0.00	0.00	0.00	0.00
CGT Discount applied	0.00				
CGT Discount applied - Collectables	0.00				

Shimada Family Superannuation Fund

Capital Gains Reconciliation Report

For The Period 01 July 2020 - 30 June 2021

	Total	Discounted	Indexed	Other	Notional
Net Capital Gain					
Net capital gain	0.00				
Net capital gain - Collectables	0.00				
Total Net Capital Gain (11A)	0.00				
Net Capital Losses Carried Forward to later income					
Net Capital Losses Carried Forward to later income years	78,799.00				
Net Capital Losses Carried Forward to later income years - Collectables	0.00				
Total Net Capital Losses Carried Forward to later income years (14V)	78,799.00				

Note

Refer to Realised Gains Report for details of Disposals at a Security level

Refer to Distribution Reconciliation Report for Trust Distribution details at a Security level

Shimada Family Superannuation Fund

Realised Capital Gains Report

For The Period 01 July 2020 - 30 June 2021

Investment		Accounting Treatment				Tax Treatment						
Purchase Contract Date	Disposal Contract Date	Units	Cost	Proceeds	Accounting Profit/(Loss)	Adjusted Cost Base	Reduced Cost Base	Indexed Cost Base	Indexed Gains	Discounted Gains (Gross)	Other Gains	Capital Loss
Managed Investments (Australian)												
VVLU.AX - Vanguard Global Value Equity Active Etf (managed Fund)												
26/04/2021	02/06/2021	200.00	10,761.90	11,438.55	676.65	10,774.64	10,774.64	0.00	0.00	0.00	663.91	0.00
		200.00	10,761.90	11,438.55	676.65	10,774.64	10,774.64	0.00	0.00	0.00	663.91	0.00
		0.00	0.00	0.00	0.00	0.00	0.00	0.00	0.00	41.93	0.00	0.00
		0.00	0.00	0.00	0.00	0.00	0.00	0.00	0.00	41.93	0.00	0.00
		200.00	10,761.90	11,438.55	676.65	10,774.64	10,774.64	0.00	0.00	41.93	663.91	0.00
Shares in Listed Companies (Australian)												
ANZ.AX - Australia And New Zealand Banking Group Limited												
04/11/2020	11/11/2020	800.00	15,623.61	16,423.55	799.94	15,623.61	15,623.61	0.00	0.00	0.00	799.94	0.00
		800.00	15,623.61	16,423.55	799.94	15,623.61	15,623.61	0.00	0.00	0.00	799.94	0.00
26/11/2020	12/01/2021	650.00	15,222.17	15,522.57	300.40	15,222.17	15,222.17	0.00	0.00	0.00	300.40	0.00
		650.00	15,222.17	15,522.57	300.40	15,222.17	15,222.17	0.00	0.00	0.00	300.40	0.00
ASB.AX - Austal Limited												
09/07/2020	30/07/2020	8,800.00	29,685.66	29,632.27	(53.39)	29,685.66	29,685.66	0.00	0.00	0.00	0.00	(53.39)
		8,800.00	29,685.66	29,632.27	(53.39)	29,685.66	29,685.66	0.00	0.00	0.00	0.00	(53.39)
BAE02.AX - Bennelong Concentrated Australian Equities Fund												
28/09/2020	12/01/2021	4,995.00	12,029.95	13,082.44	1,052.49	12,029.95	12,029.95	0.00	0.00	0.00	1,052.49	0.00
		4,995.00	12,029.95	13,082.44	1,052.49	12,029.95	12,029.95	0.00	0.00	0.00	1,052.49	0.00
GOLD.AX - Efts Metal Securities Australia Limited.												
29/05/2020	29/07/2020	85.00	20,675.66	21,450.43	774.77	20,675.66	20,675.66	0.00	0.00	0.00	774.77	0.00

Shimada Family Superannuation Fund

Realised Capital Gains Report

For The Period 01 July 2020 - 30 June 2021

Investment		Accounting Treatment				Tax Treatment						
Purchase Contract Date	Disposal Contract Date	Units	Cost	Proceeds	Accounting Profit/(Loss)	Adjusted Cost Base	Reduced Cost Base	Indexed Cost Base	Indexed Gains	Discounted Gains (Gross)	Other Gains	Capital Loss
Shares in Listed Companies (Australian)												
		85.00	20,675.66	21,450.43	774.77	20,675.66	20,675.66	0.00	0.00	0.00	774.77	0.00
HM1.AX - Hearts And Minds Investments Limited												
10/11/2020	13/11/2020	3,500.00	15,485.47	16,398.59	913.12	15,485.47	15,485.47	0.00	0.00	0.00	913.12	0.00
		3,500.00	15,485.47	16,398.59	913.12	15,485.47	15,485.47	0.00	0.00	0.00	913.12	0.00
MGV.AX - Musgrave Minerals Limited												
15/06/2020	06/07/2020	20,000.00	8,408.80	10,989.00	2,580.20	8,408.80	8,408.80	0.00	0.00	0.00	2,580.20	0.00
		20,000.00	8,408.80	10,989.00	2,580.20	8,408.80	8,408.80	0.00	0.00	0.00	2,580.20	0.00
15/06/2020	06/07/2020	5,000.00	2,102.20	2,997.00	894.80	2,102.20	2,102.20	0.00	0.00	0.00	894.80	0.00
18/06/2020	06/07/2020	15,000.00	6,231.23	8,991.00	2,759.78	6,231.23	6,231.23	0.00	0.00	0.00	2,759.78	0.00
		20,000.00	8,333.43	11,988.00	3,654.58	8,333.43	8,333.43	0.00	0.00	0.00	3,654.58	0.00
18/06/2020	06/07/2020	25,000.00	10,385.38	13,111.88	2,726.51	10,385.38	10,385.38	0.00	0.00	0.00	2,726.51	0.00
		25,000.00	10,385.38	13,111.88	2,726.51	10,385.38	10,385.38	0.00	0.00	0.00	2,726.51	0.00
07/07/2020	21/07/2020	20,000.00	11,111.10	11,988.00	876.90	11,111.10	11,111.10	0.00	0.00	0.00	876.90	0.00
		20,000.00	11,111.10	11,988.00	876.90	11,111.10	11,111.10	0.00	0.00	0.00	876.90	0.00
07/07/2020	22/07/2020	10,000.00	5,555.55	6,494.80	939.25	5,555.55	5,555.55	0.00	0.00	0.00	939.25	0.00
14/07/2020	22/07/2020	10,000.00	5,355.35	6,494.80	1,139.45	5,355.35	5,355.35	0.00	0.00	0.00	1,139.45	0.00
		20,000.00	10,910.90	12,989.60	2,078.70	10,910.90	10,910.90	0.00	0.00	0.00	2,078.70	0.00
24/07/2020	27/07/2020	20,000.00	12,610.08	13,289.36	679.28	12,610.08	12,610.08	0.00	0.00	0.00	679.28	0.00
		20,000.00	12,610.08	13,289.36	679.28	12,610.08	12,610.08	0.00	0.00	0.00	679.28	0.00
24/07/2020	28/07/2020	20,000.00	12,610.08	15,987.20	3,377.12	12,610.08	12,610.08	0.00	0.00	0.00	3,377.12	0.00

Shimada Family Superannuation Fund

Realised Capital Gains Report

For The Period 01 July 2020 - 30 June 2021

Investment		Accounting Treatment				Tax Treatment						
Purchase Contract Date	Disposal Contract Date	Units	Cost	Proceeds	Accounting Profit/(Loss)	Adjusted Cost Base	Reduced Cost Base	Indexed Cost Base	Indexed Gains	Discounted Gains (Gross)	Other Gains	Capital Loss
Shares in Listed Companies (Australian)												
		20,000.00	12,610.08	15,987.20	3,377.12	12,610.08	12,610.08	0.00	0.00	0.00	3,377.12	0.00
24/07/2020	31/07/2020	685.00	431.90	448.32	16.42	431.90	431.90	0.00	0.00	0.00	16.42	0.00
14/07/2020	31/07/2020	46,000.00	24,634.61	30,105.90	5,471.29	24,634.61	24,634.61	0.00	0.00	0.00	5,471.29	0.00
14/07/2020	31/07/2020	18,000.00	9,639.63	11,780.57	2,140.94	9,639.63	9,639.63	0.00	0.00	0.00	2,140.94	0.00
		64,685.00	34,706.14	42,334.79	7,628.65	34,706.14	34,706.14	0.00	0.00	0.00	7,628.65	0.00
03/08/2020	03/08/2020	20,000.00	13,613.60	14,288.56	674.96	13,613.60	13,613.60	0.00	0.00	0.00	674.96	0.00
		20,000.00	13,613.60	14,288.56	674.96	13,613.60	13,613.60	0.00	0.00	0.00	674.96	0.00
03/08/2020	04/08/2020	5,000.00	3,403.40	3,546.45	143.05	3,403.40	3,403.40	0.00	0.00	0.00	143.05	0.00
14/07/2020	04/08/2020	20,000.00	10,710.70	14,185.80	3,475.10	10,710.70	10,710.70	0.00	0.00	0.00	3,475.10	0.00
		25,000.00	14,114.10	17,732.25	3,618.15	14,114.10	14,114.10	0.00	0.00	0.00	3,618.15	0.00
11/08/2020	31/08/2020	20,000.00	13,613.61	11,990.10	(1,623.51)	13,613.61	13,613.61	0.00	0.00	0.00	0.00	(1,623.51)
		20,000.00	13,613.61	11,990.10	(1,623.51)	13,613.61	13,613.61	0.00	0.00	0.00	0.00	(1,623.51)
11/08/2020	01/09/2020	10,000.00	6,806.80	6,190.10	(616.70)	6,806.80	6,806.80	0.00	0.00	0.00	0.00	(616.70)
		10,000.00	6,806.80	6,190.10	(616.70)	6,806.80	6,806.80	0.00	0.00	0.00	0.00	(616.70)
24/08/2020	10/09/2020	18,000.00	10,809.90	11,420.10	610.20	10,809.90	10,809.90	0.00	0.00	0.00	610.20	0.00
		18,000.00	10,809.90	11,420.10	610.20	10,809.90	10,809.90	0.00	0.00	0.00	610.20	0.00
11/09/2020	15/09/2020	17,000.00	10,549.35	10,700.10	150.75	10,549.35	10,549.35	0.00	0.00	0.00	150.75	0.00
		17,000.00	10,549.35	10,700.10	150.75	10,549.35	10,549.35	0.00	0.00	0.00	150.75	0.00
11/09/2020	08/10/2020	1,000.00	620.55	559.51	(61.05)	620.55	620.55	0.00	0.00	0.00	0.00	(61.05)
15/09/2020	08/10/2020	19,000.00	11,409.41	10,630.60	(778.81)	11,409.41	11,409.41	0.00	0.00	0.00	0.00	(778.81)

Shimada Family Superannuation Fund

Realised Capital Gains Report

For The Period 01 July 2020 - 30 June 2021

Investment		Accounting Treatment				Tax Treatment						
Purchase Contract Date	Disposal Contract Date	Units	Cost	Proceeds	Accounting Profit/(Loss)	Adjusted Cost Base	Reduced Cost Base	Indexed Cost Base	Indexed Gains	Discounted Gains (Gross)	Other Gains	Capital Loss
Shares in Listed Companies (Australian)												
		20,000.00	12,029.96	11,190.11	(839.86)	12,029.96	12,029.96	0.00	0.00	0.00	0.00	(839.86)
15/09/2020	04/01/2021	1,000.00	600.50	374.60	(225.89)	600.50	600.50	0.00	0.00	0.00	0.00	(225.89)
11/09/2020	04/01/2021	17,000.00	10,124.90	6,368.27	(3,756.63)	10,124.90	10,124.90	0.00	0.00	0.00	0.00	(3,756.63)
07/09/2020	04/01/2021	7,000.00	4,064.06	2,622.23	(1,441.83)	4,064.06	4,064.06	0.00	0.00	0.00	0.00	(1,441.83)
		25,000.00	14,789.46	9,365.10	(5,424.35)	14,789.46	14,789.46	0.00	0.00	0.00	0.00	(5,424.35)
07/09/2020	05/01/2021	10,000.00	5,805.80	3,740.10	(2,065.70)	5,805.80	5,805.80	0.00	0.00	0.00	0.00	(2,065.70)
		10,000.00	5,805.80	3,740.10	(2,065.70)	5,805.80	5,805.80	0.00	0.00	0.00	0.00	(2,065.70)
07/09/2020	05/01/2021	1,000.00	580.58	374.63	(205.96)	580.58	580.58	0.00	0.00	0.00	0.00	(205.96)
14/10/2020	05/01/2021	20,000.00	11,609.90	7,492.50	(4,117.40)	11,609.90	11,609.90	0.00	0.00	0.00	0.00	(4,117.40)
07/09/2020	05/01/2021	9,000.00	5,090.94	3,371.63	(1,719.32)	5,090.94	5,090.94	0.00	0.00	0.00	0.00	(1,719.32)
		30,000.00	17,281.42	11,238.76	(6,042.68)	17,281.42	17,281.42	0.00	0.00	0.00	0.00	(6,042.68)
07/09/2020	05/01/2021	6,000.00	3,393.96	2,247.75	(1,146.21)	3,393.96	3,393.96	0.00	0.00	0.00	0.00	(1,146.21)
28/09/2020	05/01/2021	20,000.00	10,809.90	7,492.50	(3,317.40)	10,809.90	10,809.90	0.00	0.00	0.00	0.00	(3,317.40)
17/12/2020	05/01/2021	14,000.00	5,255.25	5,244.75	(10.50)	5,255.25	5,255.25	0.00	0.00	0.00	0.00	(10.50)
		40,000.00	19,459.11	14,985.00	(4,474.11)	19,459.11	19,459.11	0.00	0.00	0.00	0.00	(4,474.11)
17/12/2020	15/01/2021	16,000.00	6,006.00	6,234.72	228.72	6,006.00	6,006.00	0.00	0.00	0.00	228.72	0.00
13/01/2021	15/01/2021	14,000.00	5,184.62	5,455.38	270.76	5,184.62	5,184.62	0.00	0.00	0.00	270.76	0.00
		30,000.00	11,190.62	11,690.10	499.48	11,190.62	11,190.62	0.00	0.00	0.00	499.48	0.00
20/01/2021	01/02/2021	83,334.00	30,000.00	30,000.00	0.00	30,000.00	30,000.00	0.00	0.00	0.00	0.00	0.00
		83,334.00	30,000.00	30,000.00	0.00	30,000.00	30,000.00	0.00	0.00	0.00	0.00	0.00
13/01/2021	19/03/2021	16,000.00	5,925.28	6,073.92	148.64	5,925.28	5,925.28	0.00	0.00	0.00	148.64	0.00

Shimada Family Superannuation Fund

Realised Capital Gains Report

For The Period 01 July 2020 - 30 June 2021

Investment		Accounting Treatment				Tax Treatment						
Purchase Contract Date	Disposal Contract Date	Units	Cost	Proceeds	Accounting Profit/(Loss)	Adjusted Cost Base	Reduced Cost Base	Indexed Cost Base	Indexed Gains	Discounted Gains (Gross)	Other Gains	Capital Loss
Shares in Listed Companies (Australian)												
13/01/2021	19/03/2021	14,000.00	5,184.14	5,314.68	130.54	5,184.14	5,184.14	0.00	0.00	0.00	130.54	0.00
		30,000.00	11,109.42	11,388.60	279.18	11,109.42	11,109.42	0.00	0.00	0.00	279.18	0.00
13/01/2021	19/03/2021	30,000.00	11,108.88	11,388.60	279.72	11,108.88	11,108.88	0.00	0.00	0.00	279.72	0.00
		30,000.00	11,108.88	11,388.60	279.72	11,108.88	11,108.88	0.00	0.00	0.00	279.72	0.00
13/01/2021	08/04/2021	30,000.00	11,108.88	10,639.35	(469.53)	11,108.88	11,108.88	0.00	0.00	0.00	0.00	(469.53)
		30,000.00	11,108.88	10,639.35	(469.53)	11,108.88	11,108.88	0.00	0.00	0.00	0.00	(469.53)
13/01/2021	08/04/2021	11,000.00	4,073.26	4,065.93	(7.33)	4,073.26	4,073.26	0.00	0.00	0.00	0.00	(7.33)
29/01/2021	08/04/2021	19,000.00	6,846.27	7,022.97	176.70	6,846.27	6,846.27	0.00	0.00	0.00	176.70	0.00
		30,000.00	10,919.53	11,088.90	169.37	10,919.53	10,919.53	0.00	0.00	0.00	176.70	(7.33)
29/01/2021	08/04/2021	11,000.00	3,963.63	4,175.82	212.19	3,963.63	3,963.63	0.00	0.00	0.00	212.19	0.00
12/01/2021	08/04/2021	19,000.00	6,846.27	7,212.78	366.51	6,846.27	6,846.27	0.00	0.00	0.00	366.51	0.00
		30,000.00	10,809.90	11,388.60	578.70	10,809.90	10,809.90	0.00	0.00	0.00	578.70	0.00
12/01/2021	12/04/2021	11,000.00	3,963.63	4,284.56	320.93	3,963.63	3,963.63	0.00	0.00	0.00	320.93	0.00
19/03/2021	12/04/2021	9,000.00	3,198.72	3,505.55	306.82	3,198.72	3,198.72	0.00	0.00	0.00	306.82	0.00
		20,000.00	7,162.35	7,790.11	627.75	7,162.35	7,162.35	0.00	0.00	0.00	627.75	0.00
19/03/2021	22/04/2021	14,949.00	5,313.08	5,600.94	287.86	5,313.08	5,313.08	0.00	0.00	0.00	287.86	0.00
29/01/2021	22/04/2021	15,051.00	5,348.07	5,639.16	291.09	5,348.07	5,348.07	0.00	0.00	0.00	291.09	0.00
		30,000.00	10,661.15	11,240.10	578.95	10,661.15	10,661.15	0.00	0.00	0.00	578.95	0.00
29/01/2021	23/04/2021	14,949.00	5,311.83	5,972.20	660.37	5,311.83	5,311.83	0.00	0.00	0.00	660.37	0.00
24/03/2021	23/04/2021	5,051.00	1,793.74	2,017.90	224.16	1,793.74	1,793.74	0.00	0.00	0.00	224.16	0.00

Shimada Family Superannuation Fund

Realised Capital Gains Report

For The Period 01 July 2020 - 30 June 2021

Investment		Accounting Treatment				Tax Treatment						
Purchase Contract Date	Disposal Contract Date	Units	Cost	Proceeds	Accounting Profit/(Loss)	Adjusted Cost Base	Reduced Cost Base	Indexed Cost Base	Indexed Gains	Discounted Gains (Gross)	Other Gains	Capital Loss
Shares in Listed Companies (Australian)												
		20,000.00	7,105.57	7,990.10	884.53	7,105.57	7,105.57	0.00	0.00	0.00	884.53	0.00
24/03/2021	23/04/2021	1,000.00	355.12	374.67	19.55	355.12	355.12	0.00	0.00	0.00	19.55	0.00
24/03/2021	23/04/2021	29,000.00	10,160.16	10,865.43	705.27	10,160.16	10,160.16	0.00	0.00	0.00	705.27	0.00
		30,000.00	10,515.28	11,240.10	724.82	10,515.28	10,515.28	0.00	0.00	0.00	724.82	0.00
24/03/2021	23/04/2021	1,000.00	350.35	379.67	29.32	350.35	350.35	0.00	0.00	0.00	29.32	0.00
11/02/2021	23/04/2021	29,000.00	10,160.16	11,010.43	850.27	10,160.16	10,160.16	0.00	0.00	0.00	850.27	0.00
		30,000.00	10,510.51	11,390.10	879.59	10,510.51	10,510.51	0.00	0.00	0.00	879.59	0.00
27/04/2021	19/05/2021	20,000.00	7,609.90	7,990.10	380.20	7,609.90	7,609.90	0.00	0.00	0.00	380.20	0.00
		20,000.00	7,609.90	7,990.10	380.20	7,609.90	7,609.90	0.00	0.00	0.00	380.20	0.00
28/04/2021	19/05/2021	20,000.00	7,507.33	8,190.10	682.77	7,507.33	7,507.33	0.00	0.00	0.00	682.77	0.00
		20,000.00	7,507.33	8,190.10	682.77	7,507.33	7,507.33	0.00	0.00	0.00	682.77	0.00
28/04/2021	19/05/2021	7,000.00	2,627.57	2,936.54	308.97	2,627.57	2,627.57	0.00	0.00	0.00	308.97	0.00
06/05/2021	19/05/2021	13,000.00	4,619.29	5,453.57	834.28	4,619.29	4,619.29	0.00	0.00	0.00	834.28	0.00
		20,000.00	7,246.86	8,390.11	1,143.25	7,246.86	7,246.86	0.00	0.00	0.00	1,143.25	0.00
06/05/2021	19/05/2021	17,000.00	6,040.61	6,624.39	583.78	6,040.61	6,040.61	0.00	0.00	0.00	583.78	0.00
11/02/2021	19/05/2021	1,000.00	350.35	389.67	39.32	350.35	350.35	0.00	0.00	0.00	39.32	0.00
23/12/2020	19/05/2021	12,000.00	4,144.75	4,676.04	531.29	4,144.75	4,144.75	0.00	0.00	0.00	531.29	0.00
		30,000.00	10,535.71	11,690.10	1,154.39	10,535.71	10,535.71	0.00	0.00	0.00	1,154.39	0.00
23/12/2020	21/05/2021	13,000.00	4,490.15	5,257.85	767.70	4,490.15	4,490.15	0.00	0.00	0.00	767.70	0.00
20/04/2021	21/05/2021	5,000.00	1,726.65	2,022.25	295.60	1,726.65	1,726.65	0.00	0.00	0.00	295.60	0.00

Shimada Family Superannuation Fund

Realised Capital Gains Report

For The Period 01 July 2020 - 30 June 2021

Investment		Accounting Treatment				Tax Treatment						
Purchase Contract Date	Disposal Contract Date	Units	Cost	Proceeds	Accounting Profit/(Loss)	Adjusted Cost Base	Reduced Cost Base	Indexed Cost Base	Indexed Gains	Discounted Gains (Gross)	Other Gains	Capital Loss
Shares in Listed Companies (Australian)												
		18,000.00	6,216.80	7,280.10	1,063.30	6,216.80	6,216.80	0.00	0.00	0.00	1,063.30	0.00
20/04/2021	21/05/2021	20,000.00	6,906.60	8,190.10	1,283.50	6,906.60	6,906.60	0.00	0.00	0.00	1,283.50	0.00
		20,000.00	6,906.60	8,190.10	1,283.50	6,906.60	6,906.60	0.00	0.00	0.00	1,283.50	0.00
20/04/2021	25/05/2021	5,000.00	1,726.65	2,071.70	345.05	1,726.65	1,726.65	0.00	0.00	0.00	345.05	0.00
31/03/2021	25/05/2021	10,000.00	3,203.30	4,143.40	940.10	3,203.30	3,203.30	0.00	0.00	0.00	940.10	0.00
		15,000.00	4,929.95	6,215.10	1,285.15	4,929.95	4,929.95	0.00	0.00	0.00	1,285.15	0.00
31/03/2021	26/05/2021	20,000.00	6,406.60	9,190.10	2,783.50	6,406.60	6,406.60	0.00	0.00	0.00	2,783.50	0.00
		20,000.00	6,406.60	9,190.10	2,783.50	6,406.60	6,406.60	0.00	0.00	0.00	2,783.50	0.00
27/05/2021	18/06/2021	4,349.00	1,836.48	1,672.83	(163.65)	1,836.48	1,836.48	0.00	0.00	0.00	0.00	(163.65)
17/06/2021	18/06/2021	23,703.00	8,651.60	9,117.29	465.69	8,651.60	8,651.60	0.00	0.00	0.00	465.69	0.00
		28,052.00	10,488.08	10,790.12	302.04	10,488.08	10,488.08	0.00	0.00	0.00	465.69	(163.65)
17/06/2021	22/06/2021	1,948.00	711.02	749.98	38.96	711.02	711.02	0.00	0.00	0.00	38.96	0.00
		1,948.00	711.02	749.98	38.96	711.02	711.02	0.00	0.00	0.00	38.96	0.00
PAI.AX - Platinum Asia Investments Limited - Ordinary Fully Paid												
02/09/2020	05/10/2020	10,000.00	11,209.90	11,241.00	31.10	11,209.90	11,209.90	0.00	0.00	0.00	31.10	0.00
07/09/2020	05/10/2020	10,000.00	11,111.10	11,241.00	129.90	11,111.10	11,111.10	0.00	0.00	0.00	129.90	0.00
		20,000.00	22,321.00	22,482.00	161.00	22,321.00	22,321.00	0.00	0.00	0.00	161.00	0.00
11/02/2021	17/02/2021	10,000.00	13,510.80	13,739.00	228.20	13,510.80	13,510.80	0.00	0.00	0.00	228.20	0.00
		10,000.00	13,510.80	13,739.00	228.20	13,510.80	13,510.80	0.00	0.00	0.00	228.20	0.00
PIA.AX - Pengana International Equities Limited												

Shimada Family Superannuation Fund

Realised Capital Gains Report

For The Period 01 July 2020 - 30 June 2021

Investment		Accounting Treatment				Tax Treatment						
Purchase Contract Date	Disposal Contract Date	Units	Cost	Proceeds	Accounting Profit/(Loss)	Adjusted Cost Base	Reduced Cost Base	Indexed Cost Base	Indexed Gains	Discounted Gains (Gross)	Other Gains	Capital Loss
Shares in Listed Companies (Australian)												
31/08/2020	24/09/2020	10,000.00	11,709.90	11,840.52	130.62	11,709.90	11,709.90	0.00	0.00	0.00	130.62	0.00
07/09/2020	24/09/2020	10,000.00	11,511.50	11,840.52	329.02	11,511.50	11,511.50	0.00	0.00	0.00	329.02	0.00
27/08/2020	24/09/2020	10,000.00	11,409.90	11,840.52	430.62	11,409.90	11,409.90	0.00	0.00	0.00	430.62	0.00
		30,000.00	34,631.30	35,521.56	890.26	34,631.30	34,631.30	0.00	0.00	0.00	890.26	0.00
28/09/2020	30/09/2020	30,000.00	35,578.44	35,971.20	392.76	35,578.44	35,578.44	0.00	0.00	0.00	392.76	0.00
		30,000.00	35,578.44	35,971.20	392.76	35,578.44	35,578.44	0.00	0.00	0.00	392.76	0.00
01/10/2020	26/10/2020	30,000.00	35,728.56	35,972.99	244.43	35,728.56	35,728.56	0.00	0.00	0.00	244.43	0.00
		30,000.00	35,728.56	35,972.99	244.43	35,728.56	35,728.56	0.00	0.00	0.00	244.43	0.00
23/10/2020	26/10/2020	10,000.00	11,509.90	12,040.10	530.20	11,509.90	11,509.90	0.00	0.00	0.00	530.20	0.00
		10,000.00	11,509.90	12,040.10	530.20	11,509.90	11,509.90	0.00	0.00	0.00	530.20	0.00
10/11/2020	05/01/2021	15,000.00	19,744.72	19,780.20	35.48	19,744.72	19,744.72	0.00	0.00	0.00	35.48	0.00
		15,000.00	19,744.72	19,780.20	35.48	19,744.72	19,744.72	0.00	0.00	0.00	35.48	0.00
27/05/2021	15/06/2021	8,500.00	10,635.63	10,784.21	148.58	10,635.63	10,635.63	0.00	0.00	0.00	148.58	0.00
19/05/2021	15/06/2021	8,500.00	10,507.99	10,784.21	276.22	10,507.99	10,507.99	0.00	0.00	0.00	276.22	0.00
		17,000.00	21,143.62	21,568.42	424.80	21,143.62	21,143.62	0.00	0.00	0.00	424.80	0.00
23/06/2021	30/06/2021	10,000.00	12,510.00	13,090.17	580.17	12,510.00	12,510.00	0.00	0.00	0.00	580.17	0.00
22/06/2021	30/06/2021	20,000.00	25,220.16	26,180.35	960.19	25,220.16	25,220.16	0.00	0.00	0.00	960.19	0.00
		30,000.00	37,730.16	39,270.52	1,540.36	37,730.16	37,730.16	0.00	0.00	0.00	1,540.36	0.00
ROBO.AX4 - Efts ROBO Global Robotics And Automation Etf												
02/09/2020	01/10/2020	150.00	10,203.90	10,490.10	286.20	10,203.90	10,203.90	0.00	0.00	0.00	286.20	0.00

Shimada Family Superannuation Fund

Realised Capital Gains Report

For The Period 01 July 2020 - 30 June 2021

Investment		Accounting Treatment				Tax Treatment						
Purchase Contract Date	Disposal Contract Date	Units	Cost	Proceeds	Accounting Profit/(Loss)	Adjusted Cost Base	Reduced Cost Base	Indexed Cost Base	Indexed Gains	Discounted Gains (Gross)	Other Gains	Capital Loss
Shares in Listed Companies (Australian)												
		150.00	10,203.90	10,490.10	286.20	10,203.90	10,203.90	0.00	0.00	0.00	286.20	0.00
02/10/2020	07/10/2020	150.00	10,382.40	10,517.10	134.70	10,382.40	10,382.40	0.00	0.00	0.00	134.70	0.00
		150.00	10,382.40	10,517.10	134.70	10,382.40	10,382.40	0.00	0.00	0.00	134.70	0.00
SKY.AX - SKY Metals Limited												
12/08/2020	26/08/2020	62,500.00	10,010.00	8,116.88	(1,893.13)	10,010.00	10,010.00	0.00	0.00	0.00	0.00	(1,893.13)
12/08/2020	26/08/2020	37,500.00	5,818.31	4,870.13	(948.19)	5,818.31	5,818.31	0.00	0.00	0.00	0.00	(948.19)
		100,000.00	15,828.31	12,987.01	(2,841.32)	15,828.31	15,828.31	0.00	0.00	0.00	0.00	(2,841.32)
12/08/2020	03/09/2020	27,700.00	4,297.80	3,729.60	(568.20)	4,297.80	4,297.80	0.00	0.00	0.00	0.00	(568.20)
		27,700.00	4,297.80	3,729.60	(568.20)	4,297.80	4,297.80	0.00	0.00	0.00	0.00	(568.20)
TWE.AX - Treasury Wine Estates Limited												
27/11/2020	29/01/2021	1,640.00	16,987.57	16,944.03	(43.54)	16,987.57	16,987.57	0.00	0.00	0.00	0.00	(43.54)
07/01/2021	29/01/2021	1,200.00	11,051.04	12,398.07	1,347.03	11,051.04	11,051.04	0.00	0.00	0.00	1,347.03	0.00
		2,840.00	28,038.61	29,342.10	1,303.49	28,038.61	28,038.61	0.00	0.00	0.00	1,347.03	(43.54)
WGB.AX - Wam Global Limited												
28/01/2020	10/12/2020	500.00	1,126.12	1,141.75	15.63	1,126.12	1,126.12	0.00	0.00	0.00	15.63	0.00
01/04/2019	10/12/2020	100.00	191.19	228.35	37.16	191.19	191.19	0.00	0.00	37.16	0.00	0.00
		600.00	1,317.31	1,370.10	52.79	1,317.31	1,317.31	0.00	0.00	37.16	15.63	0.00
WLE.AX - Wam Leaders Limited												
31/07/2019	28/09/2020	10,000.00	11,761.75	11,990.40	228.65	11,761.75	11,761.75	0.00	0.00	228.65	0.00	0.00
01/09/2020	28/09/2020	10,000.00	11,659.90	11,990.40	330.50	11,659.90	11,659.90	0.00	0.00	0.00	330.50	0.00
07/09/2020	28/09/2020	10,000.00	11,611.61	11,990.40	378.79	11,611.61	11,611.61	0.00	0.00	0.00	378.79	0.00

Shimada Family Superannuation Fund

Realised Capital Gains Report

For The Period 01 July 2020 - 30 June 2021

Investment		Accounting Treatment				Tax Treatment						
Purchase Contract Date	Disposal Contract Date	Units	Cost	Proceeds	Accounting Profit/(Loss)	Adjusted Cost Base	Reduced Cost Base	Indexed Cost Base	Indexed Gains	Discounted Gains (Gross)	Other Gains	Capital Loss
Shares in Listed Companies (Australian)												
02/09/2020	28/09/2020	10,000.00	11,609.90	11,990.40	380.50	11,609.90	11,609.90	0.00	0.00	0.00	380.50	0.00
		40,000.00	46,643.16	47,961.60	1,318.44	46,643.16	46,643.16	0.00	0.00	228.65	1,089.79	0.00
		1,413,289.00	916,042.47	946,682.13	30,639.63	916,042.47	916,042.47	0.00	0.00	265.81	55,607.69	(25,233.87)
Shares in Listed Companies (Overseas)												
ARKF.NYE - ARK ETF Shs ARK Fintech Innovation Fund												
12/02/2021	01/03/2021	200.00	15,792.62	14,367.61	(1,425.01)	15,792.62	15,792.62	0.00	0.00	0.00	0.00	(1,425.01)
		200.00	15,792.62	14,367.61	(1,425.01)	15,792.62	15,792.62	0.00	0.00	0.00	0.00	(1,425.01)
ARKG.NYE - ARK ETF Shs Genomic Revolution Multi-Sector ETF												
11/01/2021	12/01/2021	128.00	16,899.49	17,180.63	281.14	16,899.49	16,899.49	0.00	0.00	0.00	281.14	0.00
		128.00	16,899.49	17,180.63	281.14	16,899.49	16,899.49	0.00	0.00	0.00	281.14	0.00
ARKK.NYE1 - ARK ETF Shs Innovation												
03/12/2020	12/01/2021	200.00	30,761.18	36,322.10	5,560.92	30,761.18	30,761.18	0.00	0.00	0.00	5,560.92	0.00
		200.00	30,761.18	36,322.10	5,560.92	30,761.18	30,761.18	0.00	0.00	0.00	5,560.92	0.00
12/02/2021	01/03/2021	80.00	16,118.26	13,794.30	(2,323.96)	16,118.26	16,118.26	0.00	0.00	0.00	0.00	(2,323.96)
04/02/2021	01/03/2021	100.00	19,548.05	17,242.87	(2,305.18)	19,548.05	19,548.05	0.00	0.00	0.00	0.00	(2,305.18)
		180.00	35,666.31	31,037.17	(4,629.14)	35,666.31	35,666.31	0.00	0.00	0.00	0.00	(4,629.14)
16/04/2021	08/06/2021	70.00	11,674.57	9,765.07	(1,909.50)	11,674.57	11,674.57	0.00	0.00	0.00	0.00	(1,909.50)
17/03/2021	08/06/2021	60.00	9,838.85	8,370.06	(1,468.79)	9,838.85	9,838.85	0.00	0.00	0.00	0.00	(1,468.79)
		130.00	21,513.42	18,135.13	(3,378.29)	21,513.42	21,513.42	0.00	0.00	0.00	0.00	(3,378.29)
QUAL.NYE - iSh Edg MSCI US Shs												

Shimada Family Superannuation Fund

Realised Capital Gains Report

For The Period 01 July 2020 - 30 June 2021

Investment		Accounting Treatment				Tax Treatment						
Purchase Contract Date	Disposal Contract Date	Units	Cost	Proceeds	Accounting Profit/(Loss)	Adjusted Cost Base	Reduced Cost Base	Indexed Cost Base	Indexed Gains	Discounted Gains (Gross)	Other Gains	Capital Loss
Shares in Listed Companies (Overseas)												
27/05/2021	15/06/2021	60.00	9,998.57	10,031.61	33.04	9,998.57	9,998.57	0.00	0.00	0.00	33.04	0.00
		60.00	9,998.57	10,031.61	33.04	9,998.57	9,998.57	0.00	0.00	0.00	33.04	0.00
SHSA8515JP - Aiful Corp												
30/09/2020	22/10/2020	2,700.00	10,028.61	10,304.28	275.67	10,028.61	10,028.61	0.00	0.00	0.00	275.67	0.00
		2,700.00	10,028.61	10,304.28	275.67	10,028.61	10,028.61	0.00	0.00	0.00	275.67	0.00
SHSA9434JP - SoftBank Corp												
01/06/2020	21/08/2020	1,000.00	19,248.21	19,370.53	122.32	19,248.21	19,248.21	0.00	0.00	0.00	122.32	0.00
		1,000.00	19,248.21	19,370.53	122.32	19,248.21	19,248.21	0.00	0.00	0.00	122.32	0.00
SMFG.NYE - Sumitomo Mitsui Financial Group Inc - ADR												
07/09/2020	28/09/2020	600.00	24,400.98	24,507.78	106.80	24,400.98	24,400.98	0.00	0.00	0.00	106.80	0.00
07/09/2020	28/09/2020	600.00	24,282.06	24,507.78	225.72	24,282.06	24,282.06	0.00	0.00	0.00	225.72	0.00
		1,200.00	48,683.04	49,015.56	332.52	48,683.04	48,683.04	0.00	0.00	0.00	332.52	0.00
23/12/2020	12/01/2021	400.00	16,379.88	17,198.16	818.28	16,379.88	16,379.88	0.00	0.00	0.00	818.28	0.00
15/12/2020	12/01/2021	300.00	11,864.94	12,898.62	1,033.68	11,864.94	11,864.94	0.00	0.00	0.00	1,033.68	0.00
		700.00	28,244.82	30,096.78	1,851.96	28,244.82	28,244.82	0.00	0.00	0.00	1,851.96	0.00
SMH.NYE1 - VanEck Vct Sem Shs												
02/02/2021	04/02/2021	45.00	13,416.95	14,059.43	642.48	13,416.95	13,416.95	0.00	0.00	0.00	642.48	0.00
		45.00	13,416.95	14,059.43	642.48	13,416.95	13,416.95	0.00	0.00	0.00	642.48	0.00
SOXX.NDQ2 - BlackRock Institutional Trust Company N.A. - iShares Semiconductor ETF												
01/02/2021	02/03/2021	25.00	13,157.05	13,417.65	260.60	13,157.05	13,157.05	0.00	0.00	0.00	260.60	0.00

Shimada Family Superannuation Fund

Realised Capital Gains Report

For The Period 01 July 2020 - 30 June 2021

Investment		Accounting Treatment				Tax Treatment						
Purchase Contract Date	Disposal Contract Date	Units	Cost	Proceeds	Accounting Profit/(Loss)	Adjusted Cost Base	Reduced Cost Base	Indexed Cost Base	Indexed Gains	Discounted Gains (Gross)	Other Gains	Capital Loss
Shares in Listed Companies (Overseas)												
		25.00	13,157.05	13,417.65	260.60	13,157.05	13,157.05	0.00	0.00	0.00	260.60	0.00
07/06/2021	21/06/2021	18.00	10,141.59	10,355.95	214.36	10,141.59	10,141.59	0.00	0.00	0.00	214.36	0.00
		18.00	10,141.59	10,355.95	214.36	10,141.59	10,141.59	0.00	0.00	0.00	214.36	0.00
STPK.NYE - Star Peak Energy Transition Corp - Ordinary Shares - Class A												
24/02/2021	18/03/2021	200.00	10,698.86	8,726.38	(1,972.48)	10,698.86	10,698.86	0.00	0.00	0.00	0.00	(1,972.48)
10/03/2021	18/03/2021	350.00	11,027.94	15,271.17	4,243.23	11,027.94	11,027.94	0.00	0.00	0.00	4,243.23	0.00
		550.00	21,726.80	23,997.55	2,270.75	21,726.80	21,726.80	0.00	0.00	0.00	4,243.23	(1,972.48)
VFH.NYE - Vngd Financials Shs												
11/01/2021	10/02/2021	150.00	14,896.41	15,028.57	132.16	14,896.41	14,896.41	0.00	0.00	0.00	132.16	0.00
		150.00	14,896.41	15,028.57	132.16	14,896.41	14,896.41	0.00	0.00	0.00	132.16	0.00
VHT.NYE - Vng Health Care Shs												
21/04/2021	02/06/2021	33.00	10,151.57	10,248.65	97.08	10,151.57	10,151.57	0.00	0.00	0.00	97.08	0.00
		33.00	10,151.57	10,248.65	97.08	10,151.57	10,151.57	0.00	0.00	0.00	97.08	0.00
VUG.NYE - Vanguard Growth Shs												
23/09/2020	29/09/2020	40.00	12,097.39	12,468.87	371.48	12,097.39	12,097.39	0.00	0.00	0.00	371.48	0.00
		40.00	12,097.39	12,468.87	371.48	12,097.39	12,097.39	0.00	0.00	0.00	371.48	0.00
		7,359.00	332,424.03	335,438.07	3,014.04	332,424.03	332,424.03	0.00	0.00	0.00	14,418.96	(11,404.92)
Units in Listed Unit Trusts (Australian)												
CQE.AX - Charter Hall Social Infrastructure Reit												
06/07/2020	27/07/2020	6,000.00	14,779.58	15,167.86	388.28	14,779.62	14,779.62	0.00	0.00	0.00	388.24	0.00

Shimada Family Superannuation Fund

Realised Capital Gains Report

For The Period 01 July 2020 - 30 June 2021

Investment		Accounting Treatment				Tax Treatment						
Purchase Contract Date	Disposal Contract Date	Units	Cost	Proceeds	Accounting Profit/(Loss)	Adjusted Cost Base	Reduced Cost Base	Indexed Cost Base	Indexed Gains	Discounted Gains (Gross)	Other Gains	Capital Loss
Units in Listed Unit Trusts (Australian)												
30/06/2020	27/07/2020	7,000.00	16,886.87	17,695.83	808.96	16,886.92	16,886.92	0.00	0.00	0.00	808.92	0.00
		13,000.00	31,666.45	32,863.69	1,197.24	31,666.54	31,666.54	0.00	0.00	0.00	1,197.16	0.00
29/07/2020	14/08/2020	10,000.00	24,319.44	24,980.00	660.56	24,319.51	24,319.51	0.00	0.00	0.00	660.49	0.00
28/07/2020	14/08/2020	843.00	2,049.96	2,105.81	55.85	2,049.97	2,049.97	0.00	0.00	0.00	55.85	0.00
29/07/2020	14/08/2020	4,657.00	11,316.53	11,633.19	316.66	11,316.56	11,316.56	0.00	0.00	0.00	316.63	0.00
		15,500.00	37,685.93	38,719.00	1,033.07	37,686.04	37,686.04	0.00	0.00	0.00	1,032.97	0.00
14/08/2020	17/08/2020	13,000.00	31,881.85	32,727.24	845.39	31,881.93	31,881.93	0.00	0.00	0.00	845.31	0.00
		13,000.00	31,881.85	32,727.24	845.39	31,881.93	31,881.93	0.00	0.00	0.00	845.31	0.00
03/02/2021	17/02/2021	1,224.00	3,804.30	3,790.17	(14.13)	3,804.31	3,804.31	0.00	0.00	0.00	0.00	(14.14)
04/02/2021	17/02/2021	1,640.00	5,086.43	5,078.33	(8.10)	5,086.44	5,086.44	0.00	0.00	0.00	0.00	(8.11)
		2,864.00	8,890.73	8,868.50	(22.23)	8,890.75	8,890.75	0.00	0.00	0.00	0.00	(22.25)
04/02/2021	18/02/2021	646.00	2,003.56	2,002.60	(0.96)	2,003.56	2,003.56	0.00	0.00	0.00	0.00	(0.96)
		646.00	2,003.56	2,002.60	(0.96)	2,003.56	2,003.56	0.00	0.00	0.00	0.00	(0.96)
04/02/2021	16/03/2021	1,490.00	4,621.21	4,615.85	(5.36)	4,621.22	4,621.22	0.00	0.00	0.00	0.00	(5.37)
09/02/2021	16/03/2021	1,795.00	5,318.51	5,560.70	242.19	5,318.52	5,318.52	0.00	0.00	0.00	242.18	0.00
		3,285.00	9,939.72	10,176.55	236.83	9,939.74	9,939.74	0.00	0.00	0.00	242.18	(5.37)
09/02/2021	17/03/2021	6.00	17.78	18.59	0.81	17.78	17.78	0.00	0.00	0.00	0.81	0.00
		6.00	17.78	18.59	0.81	17.78	17.78	0.00	0.00	0.00	0.81	0.00
09/02/2021	18/03/2021	6.00	17.78	18.58	0.80	17.78	17.78	0.00	0.00	0.00	0.80	0.00
		6.00	17.78	18.58	0.80	17.78	17.78	0.00	0.00	0.00	0.80	0.00

Shimada Family Superannuation Fund

Realised Capital Gains Report

For The Period 01 July 2020 - 30 June 2021

Investment		Accounting Treatment				Tax Treatment						
Purchase Contract Date	Disposal Contract Date	Units	Cost	Proceeds	Accounting Profit/(Loss)	Adjusted Cost Base	Reduced Cost Base	Indexed Cost Base	Indexed Gains	Discounted Gains (Gross)	Other Gains	Capital Loss
Units in Listed Unit Trusts (Australian)												
09/02/2021	26/03/2021	2,193.00	6,497.77	6,792.87	295.10	6,497.79	6,497.79	0.00	0.00	0.00	295.08	0.00
		2,193.00	6,497.77	6,792.87	295.10	6,497.79	6,497.79	0.00	0.00	0.00	295.08	0.00
		0.00	0.00	0.00	0.00	0.00	0.00	0.00	0.00	0.79	0.00	0.00
		0.00	0.00	0.00	0.00	0.00	0.00	0.00	0.00	0.79	0.00	0.00
ETHI.AX1 - Betashares Global Sustainability Leaders Etf												
07/12/2020	04/01/2021	1,000.00	10,940.93	10,939.05	(1.88)	10,940.93	10,940.93	0.00	0.00	0.00	0.00	(1.88)
		1,000.00	10,940.93	10,939.05	(1.88)	10,940.93	10,940.93	0.00	0.00	0.00	0.00	(1.88)
		0.00	0.00	0.00	0.00	0.00	0.00	0.00	0.00	16.28	0.83	0.00
		0.00	0.00	0.00	0.00	0.00	0.00	0.00	0.00	16.28	0.83	0.00
HACK.AX - Betashares Global Cybersecurity Etf												
12/11/2020	18/11/2020	2,000.00	15,215.20	15,344.64	129.44	15,215.20	15,215.20	0.00	0.00	0.00	129.44	0.00
30/10/2020	18/11/2020	2,000.00	14,711.02	15,344.64	633.62	14,711.02	14,711.02	0.00	0.00	0.00	633.62	0.00
		4,000.00	29,926.22	30,689.28	763.06	29,926.22	29,926.22	0.00	0.00	0.00	763.06	0.00
17/11/2020	01/12/2020	3,000.00	23,033.01	24,040.75	1,007.74	23,033.01	23,033.01	0.00	0.00	0.00	1,007.74	0.00
		3,000.00	23,033.01	24,040.75	1,007.74	23,033.01	23,033.01	0.00	0.00	0.00	1,007.74	0.00
22/12/2020	03/02/2021	2,000.00	17,757.74	18,185.44	427.70	17,757.74	17,757.74	0.00	0.00	0.00	427.70	0.00
		2,000.00	17,757.74	18,185.44	427.70	17,757.74	17,757.74	0.00	0.00	0.00	427.70	0.00
14/04/2021	08/06/2021	1,160.00	10,038.21	10,197.79	159.58	10,038.21	10,038.21	0.00	0.00	0.00	159.58	0.00
		1,160.00	10,038.21	10,197.79	159.58	10,038.21	10,038.21	0.00	0.00	0.00	159.58	0.00
IVV.AXW - Ishares S&p 500 Etf												

Shimada Family Superannuation Fund

Realised Capital Gains Report

For The Period 01 July 2020 - 30 June 2021

Investment		Accounting Treatment				Tax Treatment						
Purchase Contract Date	Disposal Contract Date	Units	Cost	Proceeds	Accounting Profit/(Loss)	Adjusted Cost Base	Reduced Cost Base	Indexed Cost Base	Indexed Gains	Discounted Gains (Gross)	Other Gains	Capital Loss
Units in Listed Unit Trusts (Australian)												
29/04/2021	08/06/2021	20.00	10,811.90	10,917.67	105.77	10,811.90	10,811.90	0.00	0.00	0.00	105.77	0.00
16/04/2021	08/06/2021	20.00	10,769.90	10,917.67	147.77	10,769.90	10,769.90	0.00	0.00	0.00	147.77	0.00
23/04/2021	08/06/2021	20.00	10,733.70	10,917.67	183.97	10,733.70	10,733.70	0.00	0.00	0.00	183.97	0.00
		60.00	32,315.50	32,753.01	437.51	32,315.50	32,315.50	0.00	0.00	0.00	437.51	0.00
MHH.AX - Magellan High Conviction Trust												
09/03/2020	20/08/2020	5,000.00	7,674.43	7,444.04	(230.39)	7,648.45	7,648.45	0.00	0.00	0.00	0.00	(204.41)
28/07/2020	20/08/2020	685.00	1,017.00	1,019.83	2.83	1,013.44	1,013.44	0.00	0.00	0.00	6.39	0.00
11/03/2020	20/08/2020	14,182.00	20,158.58	21,114.28	955.70	20,084.88	20,084.88	0.00	0.00	0.00	1,029.40	0.00
		19,867.00	28,850.01	29,578.15	728.14	28,746.77	28,746.77	0.00	0.00	0.00	1,035.79	(204.41)
11/03/2020	27/08/2020	5,818.00	8,269.82	8,836.29	566.46	8,239.59	8,239.59	0.00	0.00	0.00	596.70	0.00
16/03/2020	27/08/2020	10,000.00	13,613.60	15,187.84	1,574.24	13,561.63	13,561.63	0.00	0.00	0.00	1,626.21	0.00
25/03/2020	27/08/2020	4,182.00	5,107.14	6,351.55	1,244.41	5,085.41	5,085.41	0.00	0.00	0.00	1,266.15	0.00
		20,000.00	26,990.56	30,375.68	3,385.11	26,886.63	26,886.63	0.00	0.00	0.00	3,489.06	0.00
25/03/2020	31/08/2020	5,818.00	7,105.06	9,008.33	1,903.27	7,074.82	7,074.82	0.00	0.00	0.00	1,933.51	0.00
20/12/2019	31/08/2020	200.00	0.00	309.67	309.67	(1.04)	(1.04)	0.00	0.00	0.00	310.71	0.00
		6,018.00	7,105.06	9,318.00	2,212.94	7,073.78	7,073.78	0.00	0.00	0.00	2,244.22	0.00
16/09/2020	22/10/2020	20,000.00	29,757.53	30,776.90	1,019.37	29,653.59	29,653.59	0.00	0.00	0.00	1,123.31	0.00
21/09/2020	22/10/2020	10,000.00	14,861.88	15,388.45	526.57	14,809.91	14,809.91	0.00	0.00	0.00	578.54	0.00
		30,000.00	44,619.41	46,165.35	1,545.94	44,463.50	44,463.50	0.00	0.00	0.00	1,701.85	0.00
20/04/2021	15/06/2021	10,000.00	14,564.55	14,835.15	270.60	14,512.58	14,512.58	0.00	0.00	0.00	322.57	0.00
13/05/2021	15/06/2021	7,000.00	10,159.90	10,384.61	224.71	10,123.52	10,123.52	0.00	0.00	0.00	261.08	0.00

Shimada Family Superannuation Fund

Realised Capital Gains Report

For The Period 01 July 2020 - 30 June 2021

Investment		Accounting Treatment				Tax Treatment						
Purchase Contract Date	Disposal Contract Date	Units	Cost	Proceeds	Accounting Profit/(Loss)	Adjusted Cost Base	Reduced Cost Base	Indexed Cost Base	Indexed Gains	Discounted Gains (Gross)	Other Gains	Capital Loss
Units in Listed Unit Trusts (Australian)												
14/04/2021	15/06/2021	7,000.00	10,090.08	10,384.61	294.53	10,053.70	10,053.70	0.00	0.00	0.00	330.90	0.00
		24,000.00	34,814.53	35,604.37	789.84	34,689.80	34,689.80	0.00	0.00	0.00	914.55	0.00
MICH.AX - Magellan Infrastructure Fund (currency Hedged)(managed Fund)												
01/10/2020	23/10/2020	5,000.00	13,860.38	14,089.43	229.05	13,860.38	13,860.38	0.00	0.00	0.00	229.05	0.00
		5,000.00	13,860.38	14,089.43	229.05	13,860.38	13,860.38	0.00	0.00	0.00	229.05	0.00
29/10/2020	18/12/2020	3,158.00	8,785.83	8,990.40	204.57	8,785.83	8,785.83	0.00	0.00	0.00	204.57	0.00
		3,158.00	8,785.83	8,990.40	204.57	8,785.83	8,785.83	0.00	0.00	0.00	204.57	0.00
29/10/2020	30/03/2021	1,842.00	5,124.60	5,239.80	115.20	5,124.60	5,124.60	0.00	0.00	0.00	115.20	0.00
		1,842.00	5,124.60	5,239.80	115.20	5,124.60	5,124.60	0.00	0.00	0.00	115.20	0.00
NDQ.AX1 - Betashares Nasdaq 100 Etf												
24/11/2020	05/01/2021	735.00	19,919.73	20,118.86	199.13	19,919.73	19,919.73	0.00	0.00	0.00	199.13	0.00
		735.00	19,919.73	20,118.86	199.13	19,919.73	19,919.73	0.00	0.00	0.00	199.13	0.00
03/02/2021	17/02/2021	500.00	14,689.67	14,658.26	(31.41)	14,689.67	14,689.67	0.00	0.00	0.00	0.00	(31.41)
04/02/2021	17/02/2021	350.00	10,181.18	10,260.79	79.61	10,181.18	10,181.18	0.00	0.00	0.00	79.61	0.00
		850.00	24,870.85	24,919.05	48.20	24,870.85	24,870.85	0.00	0.00	0.00	79.61	(31.41)
12/04/2021	21/06/2021	335.00	10,043.28	10,098.86	55.58	10,043.28	10,043.28	0.00	0.00	0.00	55.58	0.00
29/04/2021	21/06/2021	1,000.00	29,863.87	30,145.87	282.00	29,863.87	29,863.87	0.00	0.00	0.00	282.00	0.00
		1,335.00	39,907.15	40,244.73	337.58	39,907.15	39,907.15	0.00	0.00	0.00	337.58	0.00
		0.00	0.00	0.00	0.00	0.00	0.00	0.00	0.00	18.86	0.00	0.00
		0.00	0.00	0.00	0.00	0.00	0.00	0.00	0.00	18.86	0.00	0.00

Shimada Family Superannuation Fund

Realised Capital Gains Report

For The Period 01 July 2020 - 30 June 2021

Investment		Accounting Treatment				Tax Treatment						
Purchase Contract Date	Disposal Contract Date	Units	Cost	Proceeds	Accounting Profit/(Loss)	Adjusted Cost Base	Reduced Cost Base	Indexed Cost Base	Indexed Gains	Discounted Gains (Gross)	Other Gains	Capital Loss
Units in Listed Unit Trusts (Australian)												
QUAL.AX - Market Vectors Msci World Ex Australia Quality												
10/06/2021	18/06/2021	350.00	12,990.98	13,383.79	392.81	12,990.98	12,990.98	0.00	0.00	0.00	392.81	0.00
		350.00	12,990.98	13,383.79	392.81	12,990.98	12,990.98	0.00	0.00	0.00	392.81	0.00
SCG.AX1 - Scentre Group												
06/07/2020	07/09/2020	7,000.00	16,255.37	16,087.12	(168.25)	16,255.37	16,255.37	0.00	0.00	0.00	0.00	(168.25)
30/06/2020	07/09/2020	5,000.00	10,661.00	11,490.80	829.80	10,661.00	10,661.00	0.00	0.00	0.00	829.80	0.00
		12,000.00	26,916.37	27,577.92	661.55	26,916.37	26,916.37	0.00	0.00	0.00	829.80	(168.25)
26/08/2020	11/09/2020	5,000.00	10,259.90	11,090.10	830.20	10,259.90	10,259.90	0.00	0.00	0.00	830.20	0.00
		5,000.00	10,259.90	11,090.10	830.20	10,259.90	10,259.90	0.00	0.00	0.00	830.20	0.00
14/09/2020	18/09/2020	6,500.00	14,184.17	14,613.30	429.13	14,184.17	14,184.17	0.00	0.00	0.00	429.13	0.00
		6,500.00	14,184.17	14,613.30	429.13	14,184.17	14,184.17	0.00	0.00	0.00	429.13	0.00
VAS.AX - Vanguard Australian Shares Index Etf												
05/10/2020	12/10/2020	200.00	14,969.22	15,466.39	497.17	14,976.29	14,976.29	0.00	0.00	0.00	490.10	0.00
		200.00	14,969.22	15,466.39	497.17	14,976.29	14,976.29	0.00	0.00	0.00	490.10	0.00
25/11/2020	05/01/2021	300.00	25,715.56	25,474.50	(241.06)	25,726.17	25,726.17	0.00	0.00	0.00	0.00	(251.67)
21/12/2020	05/01/2021	150.00	12,747.74	12,737.25	(10.49)	12,753.04	12,753.04	0.00	0.00	0.00	0.00	(15.79)
17/11/2020	05/01/2021	200.00	16,692.68	16,983.00	290.32	16,699.75	16,699.75	0.00	0.00	0.00	283.25	0.00
17/11/2020	05/01/2021	200.00	16,613.28	16,983.00	369.72	16,620.35	16,620.35	0.00	0.00	0.00	362.65	0.00
		850.00	71,769.26	72,177.75	408.49	71,799.31	71,799.31	0.00	0.00	0.00	645.90	(267.46)
12/04/2021	17/06/2021	115.00	10,255.59	10,833.53	577.94	10,259.66	10,259.66	0.00	0.00	0.00	573.87	0.00
30/03/2021	17/06/2021	150.00	13,153.15	14,130.68	977.53	13,158.45	13,158.45	0.00	0.00	0.00	972.23	0.00

Shimada Family Superannuation Fund

Realised Capital Gains Report

For The Period 01 July 2020 - 30 June 2021

Investment		Accounting Treatment				Tax Treatment						
Purchase Contract Date	Disposal Contract Date	Units	Cost	Proceeds	Accounting Profit/(Loss)	Adjusted Cost Base	Reduced Cost Base	Indexed Cost Base	Indexed Gains	Discounted Gains (Gross)	Other Gains	Capital Loss
Units in Listed Unit Trusts (Australian)												
		265.00	23,408.74	24,964.21	1,555.47	23,418.11	23,418.11	0.00	0.00	0.00	1,546.10	0.00
		0.00	0.00	0.00	0.00	0.00	0.00	0.00	0.00	66.92	0.00	0.00
		0.00	0.00	0.00	0.00	0.00	0.00	0.00	0.00	66.92	0.00	0.00
VESG.AX - Vanguard Ethically Conscious International Shares Index Etf												
01/10/2020	22/10/2020	200.00	11,845.90	12,100.45	254.55	11,845.90	11,845.90	0.00	0.00	0.00	254.55	0.00
		200.00	11,845.90	12,100.45	254.55	11,845.90	11,845.90	0.00	0.00	0.00	254.55	0.00
10/11/2020	01/12/2020	245.00	14,982.02	15,192.54	210.52	14,982.02	14,982.02	0.00	0.00	0.00	210.52	0.00
04/11/2020	01/12/2020	260.00	15,200.60	16,122.69	922.09	15,200.60	15,200.60	0.00	0.00	0.00	922.09	0.00
		505.00	30,182.62	31,315.23	1,132.61	30,182.62	30,182.62	0.00	0.00	0.00	1,132.61	0.00
05/05/2021	17/06/2021	200.00	13,230.57	13,639.08	408.51	13,230.57	13,230.57	0.00	0.00	0.00	408.51	0.00
		200.00	13,230.57	13,639.08	408.51	13,230.57	13,230.57	0.00	0.00	0.00	408.51	0.00
VEU.AX - Vanguard All-world Ex-us Shares Index Etf												
03/12/2020	11/01/2021	310.00	23,862.84	24,346.51	483.67	23,862.84	23,862.84	0.00	0.00	0.00	483.67	0.00
		310.00	23,862.84	24,346.51	483.67	23,862.84	23,862.84	0.00	0.00	0.00	483.67	0.00
01/06/2021	18/06/2021	128.00	10,655.13	10,900.82	245.69	10,655.13	10,655.13	0.00	0.00	0.00	245.69	0.00
		128.00	10,655.13	10,900.82	245.69	10,655.13	10,655.13	0.00	0.00	0.00	245.69	0.00
VGS.AX1 - Vanguard Msci Index International Shares Etf												
12/04/2021	09/06/2021	110.00	10,066.25	10,258.23	191.98	10,104.49	10,104.49	0.00	0.00	0.00	153.74	0.00
11/05/2021	09/06/2021	120.00	10,809.90	11,190.80	380.90	10,851.62	10,851.62	0.00	0.00	0.00	339.18	0.00
		230.00	20,876.15	21,449.03	572.88	20,956.11	20,956.11	0.00	0.00	0.00	492.92	0.00

Shimada Family Superannuation Fund

Realised Capital Gains Report

For The Period 01 July 2020 - 30 June 2021

Investment		Accounting Treatment				Tax Treatment						
Purchase Contract Date	Disposal Contract Date	Units	Cost	Proceeds	Accounting Profit/(Loss)	Adjusted Cost Base	Reduced Cost Base	Indexed Cost Base	Indexed Gains	Discounted Gains (Gross)	Other Gains	Capital Loss
Units in Listed Unit Trusts (Australian)												
		0.00	0.00	0.00	0.00	0.00	0.00	0.00	0.00	169.10	0.00	0.00
		0.00	0.00	0.00	0.00	0.00	0.00	0.00	0.00	169.10	0.00	0.00
		201,263.00	792,613.14	816,661.34	24,048.19	792,220.84	792,220.84	0.00	0.00	271.95	25,143.33	(701.99)
Units in Unlisted Unit Trusts (Australian)												
MAQ0353AU - Macq Global Infrastructure Trust II												
		0.00	0.00	0.00	0.00	0.00	0.00	0.00	0.00	199.56	0.00	0.00
		0.00	0.00	0.00	0.00	0.00	0.00	0.00	0.00	199.56	0.00	0.00
SHSAAPCF - Aura Property Credit Fund												
28/08/2019	14/10/2020	101,133.00	100,000.00	101,254.36	1,254.36	99,123.85	99,123.85	0.00	0.00	2,130.51	0.00	0.00
		101,133.00	100,000.00	101,254.36	1,254.36	99,123.85	99,123.85	0.00	0.00	2,130.51	0.00	0.00
VAN0010AU1 - Vanguard Index Australian Shares Fd												
01/07/2019	06/10/2020	98.07	204.60	179.52	(25.08)	204.60	204.60	0.00	0.00	0.00	0.00	(25.08)
30/06/2018	06/10/2020	873.20	1,781.73	1,598.39	(183.33)	1,783.03	1,783.03	0.00	0.00	0.00	0.00	(184.64)
01/07/2018	06/10/2020	716.47	1,454.10	1,311.50	(142.60)	1,455.17	1,455.17	0.00	0.00	0.00	0.00	(143.67)
01/01/2019	06/10/2020	423.95	776.85	776.04	(0.81)	777.48	777.48	0.00	0.00	0.00	0.00	(1.44)
01/01/2020	06/10/2020	46.64	97.97	85.37	(12.60)	97.97	97.97	0.00	0.00	0.00	0.00	(12.60)
01/07/2020	06/10/2020	37.03	68.29	67.78	(0.51)	68.29	68.29	0.00	0.00	0.00	0.00	(0.51)
		2,195.36	4,383.54	4,018.60	(364.93)	4,386.54	4,386.54	0.00	0.00	0.00	0.00	(367.94)
		103,328.36	104,383.54	105,272.96	889.43	103,510.39	103,510.39	0.00	0.00	2,330.07	0.00	(367.94)

1,725,439.36	2,156,225.08	2,215,493.05	59,267.94	2,154,972.37	2,154,972.37	0.00	0.00	2,909.76	95,833.89	(37,708.72)
--------------	--------------	--------------	-----------	--------------	--------------	------	------	----------	-----------	-------------



VENDARA PTY LTD <SHIMADA FAMILY S/F A/C>
 76 TAMBOURINE BAY ROAD
 RIVERVIEW NSW 2066
 AUSTRALIA

Trading Account Statement

Period: 01/07/2020 - 30/06/2021

Trading Account Number: 377171

Date	Reference	Description	Debit	Credit	Balance
01/07/2020		Open Balance			27,547.87
01/07/2020	10382532	Wdl BWA 302-100 2496635 10601646		10,661.00	16,886.87
01/07/2020	10382536	Wdl BWA 302-100 2496635 10600237		16,886.87	0.00
02/07/2020	10666073	Bght 7000 SCG @ 2.3199	16,255.37		16,255.37
02/07/2020	10666650	Bght 6000 CQE @ 2.4608	14,779.58		31,034.95
06/07/2020	10433900	Wdl BWA 302-100 2496635 10666650		14,779.58	16,255.37
06/07/2020	10433905	Wdl BWA 302-100 2496635 10666073		16,255.37	0.00
06/07/2020	10686139	Sold 25000 MGW @ 0.5250		13,111.88	13,111.88Cr
06/07/2020	10691803	Sold 20000 MGW @ 0.5500		10,989.00	24,100.88Cr
06/07/2020	10697566	Sold 20000 MGW @ 0.6000		11,988.00	36,088.88Cr
07/07/2020	10702458	Bght 8800 ASB @ 3.3700	29,685.66		6,403.22Cr
07/07/2020	10717422	Bght 30000 MGW @ 0.5550	16,666.65		10,263.43
08/07/2020	8074614	Dep BWA 302-100 2496635 10686139	13,111.88		23,375.31
08/07/2020	8074618	Dep BWA 302-100 2496635 10697566	11,988.00		35,363.31
08/07/2020	8074622	Dep BWA 302-100 2496635 10691803	10,989.00		46,352.31
09/07/2020	10477193	Wdl BWA 302-100 2496635 10717422		16,666.65	29,685.66
09/07/2020	10477197	Wdl BWA 302-100 2496635 10702458		29,685.66	0.00
14/07/2020	10519597	BPAY: AS AT 13/07/2020		50,000.00	50,000.00Cr
14/07/2020	8113862	Dep BWA 302-100 2496635	50,000.00		0.00
14/07/2020	10790143	Bght 56000 MGW @ 0.5350	29,989.96		29,989.96
14/07/2020	10790145	Bght 38000 MGW @ 0.5350	20,350.33		50,340.29
16/07/2020	10555828	Wdl BWA 302-100 2496635 10790145		20,350.33	29,989.96
16/07/2020	10555832	Wdl BWA 302-100 2496635 10790143		29,989.96	0.00
21/07/2020	10870584	Sold 20000 MGW @ 0.6000		11,988.00	11,988.00Cr
22/07/2020	10890812	Sold 20000 MGW @ 0.6500		12,989.60	24,977.60Cr
23/07/2020	8182620	Dep BWA 302-100 2496635 10870584	11,988.00		12,989.60Cr
23/07/2020	10903793	Sold 13000 CQE @ 2.5300		32,863.69	45,853.29Cr
24/07/2020	8195357	Dep BWA 302-100 2496635 10890812	12,989.60		32,863.69Cr
24/07/2020	10926712	Bght 843 CQE @ 2.4200	2,049.96		30,813.73Cr
24/07/2020	10928201	Bght 40685 MGW @ 0.6300	25,652.05		5,161.68Cr
27/07/2020	8204423	Dep BWA 302-100 2496635 10903793	32,863.69		27,702.01
27/07/2020	10931584	Sold 85 GOLD @ 252.5600		21,450.43	6,251.58
27/07/2020	10933629	Sold 20000 MGW @ 0.6650		13,289.36	7,037.78Cr
27/07/2020	10934982	Bght 4657 CQE @ 2.4298	11,316.53		4,278.75
27/07/2020	10935973	Bght 10000 CQE @ 2.4300	24,319.44		28,598.19
27/07/2020	603801	JNL603801 Brokerage Rebate. Ref:10935973		11.00	28,587.19
27/07/2020	603802	JNL603802 Brokerage Rebate. Ref:10931584		11.00	28,576.19
27/07/2020	603803	JNL603803 Brokerage Rebate. Ref:10933629		10.64	28,565.55
27/07/2020	603804	JNL603804 Brokerage Rebate. Ref:10934982		0.78	28,564.77
28/07/2020	10664721	Wdl BWA 302-100 2496635 10926712		2,049.96	26,514.81
28/07/2020	10664725	Wdl BWA 302-100 2496635 10928201		25,652.05	862.76
28/07/2020	8215442	Dep BWA 302-100 2496635	33.42		896.18
28/07/2020	10948881	Sold 20000 MGW @ 0.8000		15,987.20	15,091.02Cr

While every effort has been made to provide you with an accurate transaction summary, we give no warranty of accuracy or reliability and take no responsibility for any errors or omissions including by negligence. You should confirm the information, holdings and valuations contained herein. All prices and values are denominated in AUD unless otherwise indicated. CMC Markets Stockbroking is the trading name of CMC Markets Stockbroking Limited (ABN 69 081 002 851, AFSL No. 246381), a Participant of the Australian Stock Exchange (ASX Group).



VENDARA PTY LTD <SHIMADA FAMILY S/F A/C>
 76 TAMBOURINE BAY ROAD
 RIVERVIEW NSW 2066
 AUSTRALIA

Trading Account Statement

Period: 01/07/2020 - 30/06/2021

Trading Account Number: 377171

Date	Reference	Description	Debit	Credit	Balance
28/07/2020	10951505	Sold 8800 ASB @ 3.3700		29,632.27	44,723.29Cr
28/07/2020	612976	JNL612976 Brokerage Rebate. Ref:10951505		11.00	44,734.29Cr
29/07/2020	8228745	Dep BWA 302-100 2496635 10931584	21,450.43		23,283.86Cr
29/07/2020	8228749	Dep BWA 302-100 2496635 10933629	13,289.36		9,994.50Cr
29/07/2020	8228753	Dep BWA 302-100 2496635	11.00		9,983.50Cr
29/07/2020	10681560	Wdl BWA 302-100 2496635 10934982		11,316.53	21,300.03Cr
29/07/2020	10681564	Wdl BWA 302-100 2496635 10935973		24,319.44	45,619.47Cr
30/07/2020	8242846	Dep BWA 302-100 2496635 10951505	29,632.27		15,987.20Cr
30/07/2020	8242850	Dep BWA 302-100 2496635 10948881	15,987.20		0.00
31/07/2020	10998604	Sold 64685 MGX @ 0.6550		42,334.79	42,334.79Cr
03/08/2020	11014529	Sold 20000 MGX @ 0.7150		14,288.56	56,623.35Cr
03/08/2020	11022852	Bght 25000 MGX @ 0.6800	17,017.00		39,606.35Cr
04/08/2020	8278867	Dep BWA 302-100 2496635 10998604	42,334.79		2,728.44
04/08/2020	636611	JNL636611 Broker Service Fee Reimbursement		2.01	2,726.43
04/08/2020	8292435	Dep BWA 302-100 2496635	2.01		2,728.44
04/08/2020	11041754	Sold 25000 MGX @ 0.7100		17,732.25	15,003.81Cr
05/08/2020	10760678	Wdl BWA 302-100 2496635 11022852		17,017.00	32,020.81Cr
05/08/2020	8335981	Dep BWA 302-100 2496635 11014529	14,288.56		17,732.25Cr
06/08/2020	8347654	Dep BWA 302-100 2496635 11041754	17,732.25		0.00
10/08/2020	11092627	Bght 62500 SKY @ 0.1600	10,010.00		10,010.00
10/08/2020	11094118	Bght 65200 SKY @ 0.1550	10,116.11		20,126.11
11/08/2020	11121913	Bght 30000 MGX @ 0.6800	20,420.41		40,546.52
12/08/2020	10828234	Wdl BWA 302-100 2496635 11092627		10,010.00	30,536.52
12/08/2020	10828238	Wdl BWA 302-100 2496635 11094118		10,116.11	20,420.41
12/08/2020	11135195	Bght 13000 CQE @ 2.4500	31,881.85		52,302.26
12/08/2020	11129298	Sold 15500 CQE @ 2.5000		38,719.00	13,583.26
13/08/2020	10843339	Wdl BWA 302-100 2496635 11121913		20,420.41	6,837.15Cr
13/08/2020	11146775	Sold 13000 CQE @ 2.5200		32,727.24	39,564.39Cr
14/08/2020	10860274	Wdl BWA 302-100 2496635 11135195		31,881.85	71,446.24Cr
14/08/2020	8418012	Dep BWA 302-100 2496635 11129298	38,719.00		32,727.24Cr
17/08/2020	8430769	Dep BWA 302-100 2496635 11146775	32,727.24		0.00
18/08/2020	11211598	Sold 19867 MHH @ 1.4900		29,578.15	29,578.15Cr
19/08/2020	11215807	Sold 1000 9434:JP @ 19.4855		19,370.53	48,948.68Cr
20/08/2020	8463358	Dep BWA 302-100 2496635 11211598	29,578.15		19,370.53Cr
21/08/2020	8483960	Dep BWA 302-100 2496635 11215807	19,370.53		0.00
24/08/2020	11271828	Bght 18000 MGX @ 0.6000	10,809.90		10,809.90
24/08/2020	11275424	Bght 5000 SCG @ 2.0500	10,259.90		21,069.80
24/08/2020	11287195	Sold 100000 SKY @ 0.1300		12,987.00	8,082.80
25/08/2020	11291874	Sold 20000 MHH @ 1.5200		30,375.68	22,292.88Cr
25/08/2020	11297706	Bght 10000 PIA @ 1.1400	11,409.90		10,882.98Cr
26/08/2020	10990527	Wdl BWA 302-100 2496635 11275424		10,259.90	21,142.88Cr
26/08/2020	10990531	Wdl BWA 302-100 2496635 11271828		10,809.90	31,952.78Cr

While every effort has been made to provide you with an accurate transaction summary, we give no warranty of accuracy or reliability and take no responsibility for any errors or omissions including by negligence. You should confirm the information, holdings and valuations contained herein. All prices and values are denominated in AUD unless otherwise indicated. CMC Markets Stockbroking is the trading name of CMC Markets Stockbroking Limited (ABN 69 081 002 851, AFSL No. 246381), a Participant of the Australian Stock Exchange (ASX Group).



VENDARA PTY LTD <SHIMADA FAMILY S/F A/C>
 76 TAMBOURINE BAY ROAD
 RIVERVIEW NSW 2066
 AUSTRALIA

Trading Account Statement

Period: 01/07/2020 - 30/06/2021

Trading Account Number: 377171

Date	Reference	Description	Debit	Credit	Balance
26/08/2020	8510760	Dep BWA 302-100 2496635 11287195	12,987.00		18,965.78Cr
27/08/2020	11008695	Wdl BWA 302-100 2496635 11297706		11,409.90	30,375.68Cr
27/08/2020	8523836	Dep BWA 302-100 2496635 11291874	30,375.68		0.00
27/08/2020	11335869	Sold 6018 MHH @ 1.5500		9,318.00	9,318.00Cr
27/08/2020	11346481	Bght 10000 PIA @ 1.1700	11,709.90		2,391.90
28/08/2020	11365561	Bght 10000 WLE @ 1.1650	11,659.90		14,051.80
31/08/2020	11047929	Wdl BWA 302-100 2496635 11346481		11,709.90	2,341.90
31/08/2020	8550575	Dep BWA 302-100 2496635 11335869	9,318.00		11,659.90
31/08/2020	11379482	Bght 10000 WLE @ 1.1600	11,609.90		23,269.80
31/08/2020	11381343	Sold 20000 MGW @ 0.6000		11,990.10	11,279.70
31/08/2020	11386874	Bght 10000 PAI @ 1.1200	11,209.90		22,489.60
31/08/2020	11395563	Bght 150 ROBO @ 67.9600	10,203.90		32,693.50
01/09/2020	11067843	Wdl BWA 302-100 2496635 11365561		11,659.90	21,033.60
01/09/2020	11415496	Sold 10000 MGW @ 0.6200		6,190.10	14,843.50
01/09/2020	11417949	Sold 27700 SKY @ 0.1350		3,729.60	11,113.90
02/09/2020	11086260	Wdl BWA 302-100 2496635 11395563		10,203.90	910.00
02/09/2020	11086264	Wdl BWA 302-100 2496635 11386874		11,209.90	10,299.90Cr
02/09/2020	11086268	Wdl BWA 302-100 2496635 11379482		11,609.90	21,909.80Cr
02/09/2020	8572348	Dep BWA 302-100 2496635 11381343	11,990.10		9,919.70Cr
03/09/2020	8584719	Dep BWA 302-100 2496635 11415496	6,190.10		3,729.60Cr
03/09/2020	8584723	Dep BWA 302-100 2496635 11417949	3,729.60		0.00
03/09/2020	11444533	Bght 10000 PIA @ 1.1500	11,511.50		11,511.50
03/09/2020	11444661	Bght 10000 WLE @ 1.1600	11,611.61		23,123.11
03/09/2020	11447245	Sold 12000 SCG @ 2.3000		27,577.92	4,454.81Cr
03/09/2020	11451812	Bght 600 8316:JP @ 40.6683	24,400.98		19,946.17
03/09/2020	11455970	Bght 600 8316:JP @ 40.4701	24,282.06		44,228.23
03/09/2020	11457035	Bght 10000 PAI @ 1.1100	11,111.10		55,339.33
07/09/2020	11149573	Wdl BWA 302-100 2496635 11457035		11,111.10	44,228.23
07/09/2020	11149577	Wdl BWA 302-100 2496635 11444533		11,511.50	32,716.73
07/09/2020	11149581	Wdl BWA 302-100 2496635 11444661		11,611.61	21,105.12
07/09/2020	11149585	Wdl BWA 302-100 2496635 11455970		24,282.06	3,176.94Cr
07/09/2020	11149589	Wdl BWA 302-100 2496635 11451812		24,400.98	27,577.92Cr
07/09/2020	8641665	Dep BWA 302-100 2496635 11447245	27,577.92		0.00
07/09/2020	11485437	Bght 18000 MGW @ 0.5800	10,450.44		10,450.44
07/09/2020	11492685	Bght 15000 MGW @ 0.5650	8,484.90		18,935.34
09/09/2020	11186419	Wdl BWA 302-100 2496635 11492685		8,484.90	10,450.44
09/09/2020	11186423	Wdl BWA 302-100 2496635 11485437		10,450.44	0.00
09/09/2020	11520180	Sold 5000 SCG @ 2.2200		11,090.10	11,090.10Cr
10/09/2020	11543077	Bght 6500 SCG @ 2.1800	14,184.17		3,094.07
10/09/2020	11550614	Sold 18000 MGW @ 0.6350		11,420.10	8,326.03Cr
11/09/2020	8685053	Dep BWA 302-100 2496635 11520180	11,090.10		2,764.07
11/09/2020	11557134	Bght 18000 MGW @ 0.6200	11,169.90		13,933.97
11/09/2020	11562102	Bght 17000 MGW @ 0.5950	10,124.90		24,058.87

While every effort has been made to provide you with an accurate transaction summary, we give no warranty of accuracy or reliability and take no responsibility for any errors or omissions including by negligence. You should confirm the information, holdings and valuations contained herein. All prices and values are denominated in AUD unless otherwise indicated. CMC Markets Stockbroking is the trading name of CMC Markets Stockbroking Limited (ABN 69 081 002 851, AFSL No. 246381), a Participant of the Australian Stock Exchange (ASX Group).



VENDARA PTY LTD <SHIMADA FAMILY S/F A/C>
 76 TAMBOURINE BAY ROAD
 RIVERVIEW NSW 2066
 AUSTRALIA

Trading Account Statement

Period: 01/07/2020 - 30/06/2021

Trading Account Number: 377171

Date	Reference	Description	Debit	Credit	Balance
14/09/2020	11239050	Wdl BWA 302-100 2496635 11543077		14,184.17	9,874.70
14/09/2020	8696383	Dep BWA 302-100 2496635 11550614	11,420.10		21,294.80
14/09/2020	11580418	Bght 20000 MHH @ 1.4867	29,757.53		51,052.33
15/09/2020	11255425	Wdl BWA 302-100 2496635 11562102		10,124.90	40,927.43
15/09/2020	11255429	Wdl BWA 302-100 2496635 11557134		11,169.90	29,757.53
15/09/2020	11592228	Sold 17000 MGW @ 0.6300		10,700.10	19,057.43
15/09/2020	11603253	Bght 20000 MGW @ 0.6000	12,009.90		31,067.33
16/09/2020	11270083	Wdl BWA 302-100 2496635 11580418		29,757.53	1,309.80
16/09/2020	11610726	Sold 6500 SCG @ 2.2500		14,613.30	13,303.50Cr
17/09/2020	11284580	Wdl BWA 302-100 2496635 11603253		12,009.90	25,313.40Cr
17/09/2020	8727708	Dep BWA 302-100 2496635 11592228	10,700.10		14,613.30Cr
17/09/2020	11630445	Bght 10000 MHH @ 1.4850	14,861.88		248.58
18/09/2020	8737412	Dep BWA 302-100 2496635 11610726	14,613.30		14,861.88
21/09/2020	11311766	BPAY: AS AT 18/09/2020		30,000.00	15,138.12Cr
21/09/2020	11314113	Wdl BWA 302-100 2496635 11630445		14,861.88	30,000.00Cr
21/09/2020	8747014	Dep BWA 302-100 2496635	30,000.00		0.00
22/09/2020	11665232	Bght 40 VUG:US @ 302.4348	12,097.39		12,097.39
22/09/2020	11677640	Sold 30000 PIA @ 1.1850		35,521.56	23,424.17Cr
23/09/2020	11342305	Wdl BWA 302-100 2496635 11665232		12,097.39	35,521.56Cr
24/09/2020	8773374	Dep BWA 302-100 2496635 11677640	35,521.56		0.00
24/09/2020	11703904	Sold 1200 8316:JP @ 40.8463		49,015.56	49,015.56Cr
24/09/2020	11707002	Bght 30000 PIA @ 1.1850	35,578.44		13,437.12Cr
24/09/2020	11705790	Sold 40000 WLE @ 1.2000		47,961.60	61,398.72Cr
28/09/2020	11728270	Sold 40 VUG:US @ 311.7290		12,468.87	73,867.59Cr
28/09/2020	11386905	Wdl BWA 302-100 2496635 11707002		35,578.44	109,446.03Cr
28/09/2020	8793566	Dep BWA 302-100 2496635 11705790	47,961.60		61,484.43Cr
28/09/2020	11730579	Bght 2700 8515:JP @ 3.7143	10,028.61		51,455.82Cr
28/09/2020	8799587	Dep BWA 302-100 2496635 11703904	49,015.56		2,440.26Cr
28/09/2020	11732133	Bght 20000 MGW @ 0.5400	10,809.90		8,369.64
28/09/2020	14488	Bght Fund Code BAE02	12,029.95		20,399.59
28/09/2020	11733002	Sold 30000 PIA @ 1.2000		35,971.20	15,571.61Cr
28/09/2020	11399213	Wdl BWA 302-100 2496635 14488(MF)		12,029.95	27,601.56Cr
29/09/2020	11746929	Bght 30000 PIA @ 1.1900	35,728.56		8,127.00
29/09/2020	8808563	Dep BWA 302-100 2496635 11728270	12,468.87		20,595.87
29/09/2020	11752195	Bght 200 VESG @ 59.1800	11,845.90		32,441.77
29/09/2020	11755715	Sold 150 ROBO @ 70.0000		10,490.10	21,951.67
29/09/2020	11756342	Bght 5000 MICH @ 2.7700	13,860.38		35,812.05
30/09/2020	11414542	Wdl BWA 302-100 2496635 11730579		10,028.61	25,783.44
30/09/2020	11414545	Wdl BWA 302-100 2496635 11732133		10,809.90	14,973.54
30/09/2020	8811989	Dep BWA 302-100 2496635 11733002	35,971.20		50,944.74
30/09/2020	11772868	Bght 150 ROBO @ 69.1500	10,382.40		61,327.14
01/10/2020	11428361	Wdl BWA 302-100 2496635 11746929		35,728.56	25,598.58
01/10/2020	11428365	Wdl BWA 302-100 2496635 11752195		11,845.90	13,752.68

While every effort has been made to provide you with an accurate transaction summary, we give no warranty of accuracy or reliability and take no responsibility for any errors or omissions including by negligence. You should confirm the information, holdings and valuations contained herein. All prices and values are denominated in AUD unless otherwise indicated. CMC Markets Stockbroking is the trading name of CMC Markets Stockbroking Limited (ABN 69 081 002 851, AFSL No. 246381), a Participant of the Australian Stock Exchange (ASX Group).



VENDARA PTY LTD <SHIMADA FAMILY S/F A/C>
 76 TAMBOURINE BAY ROAD
 RIVERVIEW NSW 2066
 AUSTRALIA

Trading Account Statement

Period: 01/07/2020 - 30/06/2021

Trading Account Number: 377171

Date	Reference	Description	Debit	Credit	Balance
01/10/2020	11428369	Wdl BWA 302-100 2496635 11756342		13,860.38	107.70Cr
01/10/2020	8822195	Dep BWA 302-100 2496635 11755715	10,490.10		10,382.40
01/10/2020	11776113	Bght 200 VAS @ 74.7900	14,969.22		25,351.62
01/10/2020	11783310	Sold 20000 PAI @ 1.1250		22,482.00	2,869.62
02/10/2020	11444400	Wdl BWA 302-100 2496635 11772868		10,382.40	7,512.78Cr
02/10/2020	731407	JNL731407 VUG:US Intl Div Ex:25/09/20		15.84	7,528.62Cr
05/10/2020	11467352	Wdl BWA 302-100 2496635 11776113		14,969.22	22,497.84Cr
05/10/2020	8840655	Dep BWA 302-100 2496635 11783310	22,482.00		15.84Cr
05/10/2020	8840659	Dep BWA 302-100 2496635	15.84		0.00
05/10/2020	11475215	Wdl BWA 302-100 2496635 TRANSFER TO NOM AC		125,800.00	125,800.00Cr
05/10/2020	8845851	DE: 062-192 10329126	125,800.00		0.00
05/10/2020	11805921	Sold 150 ROBO @ 70.1800		10,517.10	10,517.10Cr
07/10/2020	8894139	Dep BWA 302-100 2496635 11805921	10,517.10		0.00
08/10/2020	11845323	Sold 200 VAS @ 77.3900		15,466.39	15,466.39Cr
08/10/2020	11846421	Sold 20000 MGV @ 0.5600		11,190.10	26,656.49Cr
12/10/2020	8923348	Dep BWA 302-100 2496635 11845323	15,466.39		11,190.10Cr
12/10/2020	8923352	Dep BWA 302-100 2496635 11846421	11,190.10		0.00
14/10/2020	11914055	Bght 20000 MGV @ 0.5800	11,609.90		11,609.90
16/10/2020	11594136	Wdl BWA 302-100 2496635 11914055		11,609.90	0.00
20/10/2020	11987623	Sold 2700 8515:JP @ 3.8164		10,304.28	10,304.28Cr
20/10/2020	11987718	Sold 30000 MHH @ 1.5400		46,165.35	56,469.63Cr
20/10/2020	11993132	Sold 200 VESG @ 60.5518		12,100.45	68,570.08Cr
21/10/2020	11999339	Sold 5000 MICH @ 2.8200		14,089.43	82,659.51Cr
21/10/2020	12011070	Bght 10000 PIA @ 1.1500	11,509.90		71,149.61Cr
22/10/2020	9010767	Dep BWA 302-100 2496635 11987718	46,165.35		24,984.26Cr
22/10/2020	9010771	Dep BWA 302-100 2496635 11993132	12,100.45		12,883.81Cr
22/10/2020	9017322	Dep BWA 302-100 2496635 11987623	10,304.28		2,579.53Cr
22/10/2020	12026007	Sold 30000 PIA @ 1.2000		35,972.99	38,552.52Cr
22/10/2020	12026998	Sold 10000 PIA @ 1.2050		12,040.10	50,592.62Cr
23/10/2020	11672281	Wdl BWA 302-100 2496635 12011070		11,509.90	62,102.52Cr
23/10/2020	9021017	Dep BWA 302-100 2496635 11999339	14,089.43		48,013.09Cr
26/10/2020	9030910	Dep BWA 302-100 2496635 12026007	35,972.99		12,040.10Cr
26/10/2020	9030914	Dep BWA 302-100 2496635 12026998	12,040.10		0.00
27/10/2020	12067756	Bght 5000 MICH @ 2.7800	13,910.43		13,910.43
29/10/2020	11745843	Wdl BWA 302-100 2496635 12067756		13,910.43	0.00
30/10/2020	12124594	Bght 2000 HACK @ 7.3500	14,711.02		14,711.02
03/11/2020	11795277	Wdl BWA 302-100 2496635 12124594		14,711.02	0.00
04/11/2020	12165401	Bght 800 ANZ @ 19.5100	15,623.61		15,623.61
04/11/2020	12165470	Bght 260 VESG @ 58.4200	15,200.60		30,824.21
06/11/2020	11835236	Wdl BWA 302-100 2496635 12165470		15,200.60	15,623.61
06/11/2020	11835242	Wdl BWA 302-100 2496635 12165401		15,623.61	0.00
10/11/2020	12225545	Bght 2000 HACK @ 7.6000	15,215.20		15,215.20

While every effort has been made to provide you with an accurate transaction summary, we give no warranty of accuracy or reliability and take no responsibility for any errors or omissions including by negligence. You should confirm the information, holdings and valuations contained herein. All prices and values are denominated in AUD unless otherwise indicated. CMC Markets Stockbroking is the trading name of CMC Markets Stockbroking Limited (ABN 69 081 002 851, AFSL No. 246381), a Participant of the Australian Stock Exchange (ASX Group).



VENDARA PTY LTD <SHIMADA FAMILY S/F A/C>
 76 TAMBOURINE BAY ROAD
 RIVERVIEW NSW 2066
 AUSTRALIA

Trading Account Statement

Period: 01/07/2020 - 30/06/2021

Trading Account Number: 377171

Date	Reference	Description	Debit	Credit	Balance
10/11/2020	12225604	Bght 245 VESG @ 61.0900	14,982.02		30,197.22
10/11/2020	12247784	Bght 3500 HM1 @ 4.4200	15,485.47		45,682.69
10/11/2020	12249214	Bght 15000 PIA @ 1.3150	19,744.72		65,427.41
11/11/2020	12266410	Sold 800 ANZ @ 20.5500		16,423.55	49,003.86
12/11/2020	11890542	Wdl BWA 302-100 2496635 12225604		14,982.02	34,021.84
12/11/2020	11890546	Wdl BWA 302-100 2496635 12225545		15,215.20	18,806.64
12/11/2020	11890550	Wdl BWA 302-100 2496635 12247784		15,485.47	3,321.17
12/11/2020	11890554	Wdl BWA 302-100 2496635 12249214		19,744.72	16,423.55Cr
13/11/2020	9209067	Dep BWA 302-100 2496635 12266410	16,423.55		0.00
13/11/2020	12295066	Sold 3500 HM1 @ 4.6900		16,398.59	16,398.59Cr
16/11/2020	12309297	Sold 4000 HACK @ 7.6800		30,689.28	47,087.87Cr
17/11/2020	9231022	Dep BWA 302-100 2496635 12295066	16,398.59		30,689.28Cr
17/11/2020	12315864	Bght 200 VAS @ 83.3800	16,692.68		13,996.60Cr
17/11/2020	12323001	Bght 3000 HACK @ 7.6700	23,033.01		9,036.41
17/11/2020	12326486	Bght 200 VAS @ 83.0000	16,613.28		25,649.69
18/11/2020	9239218	Dep BWA 302-100 2496635 12309297	30,689.28		56,338.97
19/11/2020	11965624	Wdl BWA 302-100 2496635 12326486		16,613.28	39,725.69
19/11/2020	11965628	Wdl BWA 302-100 2496635 12315864		16,692.68	23,033.01
19/11/2020	11965632	Wdl BWA 302-100 2496635 12323001		23,033.01	0.00
24/11/2020	12412292	Bght 735 NDQ @ 27.0800	19,919.73		19,919.73
25/11/2020	12032550	BPAY: AS AT 24/11/2020		50,000.00	30,080.27Cr
25/11/2020	9293313	Dep BWA 302-100 2496635	50,000.00		19,919.73
25/11/2020	12437187	Bght 300 VAS @ 85.6500	25,715.56		45,635.29
26/11/2020	12053225	Wdl BWA 302-100 2496635 12412292		19,919.73	25,715.56
26/11/2020	12471755	Bght 650 ANZ @ 23.4000	15,222.17		40,937.73
27/11/2020	12071649	Wdl BWA 302-100 2496635 12437187		25,715.56	15,222.17
27/11/2020	12481968	Bght 1640 TWE @ 10.3500	16,987.57		32,209.74
30/11/2020	12092877	Wdl BWA 302-100 2496635 12471755		15,222.17	16,987.57
01/12/2020	12110393	Wdl BWA 302-100 2496635 12481968		16,987.57	0.00
01/12/2020	12516360	Sold 3000 HACK @ 8.0200		24,040.75	24,040.75Cr
01/12/2020	12529257	Sold 505 VESG @ 62.0600		31,315.23	55,355.98Cr
02/12/2020	12531806	Bght 200 ARKK:US @ 153.8059	30,761.18		24,594.80Cr
03/12/2020	9364430	Dep BWA 302-100 2496635 12529257	31,315.23		6,720.43
03/12/2020	9364434	Dep BWA 302-100 2496635 12516360	24,040.75		30,761.18
03/12/2020	12146164	Wdl BWA 302-100 2496635 12531806		30,761.18	0.00
03/12/2020	12563305	Bght 310 VEU @ 76.9000	23,862.84		23,862.84
04/12/2020	12157398	BPAY: AS AT 03/12/2020		30,000.00	6,137.16Cr
04/12/2020	9374318	Dep BWA 302-100 2496635	30,000.00		23,862.84
07/12/2020	12176478	Wdl BWA 302-100 2496635 12563305		23,862.84	0.00
07/12/2020	795815	JNL795815 Broker Service Fee Reimbursement		3.22	3.22Cr
07/12/2020	9409451	Dep BWA 302-100 2496635	3.22		0.00
07/12/2020	12585164	Bght 1000 ETHI @ 10.9300	10,940.93		10,940.93
09/12/2020	12210093	Wdl BWA 302-100 2496635 12585164		10,940.93	0.00

While every effort has been made to provide you with an accurate transaction summary, we give no warranty of accuracy or reliability and take no responsibility for any errors or omissions including by negligence. You should confirm the information, holdings and valuations contained herein. All prices and values are denominated in AUD unless otherwise indicated. CMC Markets Stockbroking is the trading name of CMC Markets Stockbroking Limited (ABN 69 081 002 851, AFSL No. 246381), a Participant of the Australian Stock Exchange (ASX Group).



VENDARA PTY LTD <SHIMADA FAMILY S/F A/C>
 76 TAMBOURINE BAY ROAD
 RIVERVIEW NSW 2066
 AUSTRALIA

Trading Account Statement

Period: 01/07/2020 - 30/06/2021

Trading Account Number: 377171

Date	Reference	Description	Debit	Credit	Balance
10/12/2020	12224716	BPAY: AS AT 09/12/2020		50,000.00	50,000.00Cr
10/12/2020	9457214	Dep BWA 302-100 2496635	50,000.00		0.00
10/12/2020	12647856	Sold 600 WGB @ 2.3000		1,370.10	1,370.10Cr
11/12/2020	12677698	Bght 300 8316:JP @ 39.5498	11,864.94		10,494.84
14/12/2020	9480191	Dep BWA 302-100 2496635 12647856	1,370.10		11,864.94
15/12/2020	12279564	Wdl BWA 302-100 2496635 12677698		11,864.94	0.00
17/12/2020	12741598	Bght 30000 MGV @ 0.3750	11,261.25		11,261.25
18/12/2020	12761532	Sold 3158 MICH @ 2.8500		8,990.40	2,270.85
21/12/2020	12341669	Wdl BWA 302-100 2496635 12741598		11,261.25	8,990.40Cr
21/12/2020	12777167	Bght 150 VAS @ 84.9000	12,747.74		3,757.34
21/12/2020	12780289	Bght 400 8316:JP @ 40.9497	16,379.88		20,137.22
22/12/2020	9551466	Dep BWA 302-100 2496635 12761532	8,990.40		29,127.62
22/12/2020	12790073	Bght 2000 HACK @ 8.8700	17,757.74		46,885.36
23/12/2020	12374792	Wdl BWA 302-100 2496635 12777167		12,747.74	34,137.62
23/12/2020	12374811	Wdl BWA 302-100 2496635 12780289		16,379.88	17,757.74
23/12/2020	12805224	Bght 25000 MGV @ 0.3450	8,634.90		26,392.64
24/12/2020	12390808	Wdl BWA 302-100 2496635 12790073		17,757.74	8,634.90
29/12/2020	12402785	Wdl BWA 302-100 2496635 12805224		8,634.90	0.00
30/12/2020	12413993	BPAY: AS AT 29/12/2020		50,000.00	50,000.00Cr
30/12/2020	12413994	BPAY: AS AT 29/12/2020		50,000.00	100,000.00Cr
30/12/2020	9586524	Dep BWA 302-100 2496635	100,000.00		0.00
04/01/2021	12863623	Sold 1000 ETHI @ 10.9500		10,939.05	10,939.05Cr
04/01/2021	12865605	Sold 25000 MGV @ 0.3750		9,365.10	20,304.15Cr
04/01/2021	821181	JNL821181 Broker Service Fee Reimbursement		3.87	20,308.02Cr
04/01/2021	9628987	Dep BWA 302-100 2496635	3.87		20,304.15Cr
05/01/2021	12883034	Sold 40000 MGV @ 0.3750		14,985.00	35,289.15Cr
05/01/2021	12883748	Sold 30000 MGV @ 0.3750		11,238.75	46,527.90Cr
05/01/2021	12884536	Sold 735 NDQ @ 27.4000		20,118.86	66,646.76Cr
05/01/2021	12884899	Sold 10000 MGV @ 0.3750		3,740.10	70,386.86Cr
05/01/2021	12885310	Sold 850 VAS @ 85.0000		72,177.75	142,564.61Cr
05/01/2021	12886286	Sold 15000 PIA @ 1.3200		19,780.20	162,344.81Cr
06/01/2021	9660616	Dep BWA 302-100 2496635 12863623	10,939.05		151,405.76Cr
06/01/2021	9660620	Dep BWA 302-100 2496635 12865605	9,365.10		142,040.66Cr
07/01/2021	9668621	Dep BWA 302-100 2496635 12885310	72,177.75		69,862.91Cr
07/01/2021	9668625	Dep BWA 302-100 2496635 12884536	20,118.86		49,744.05Cr
07/01/2021	9668630	Dep BWA 302-100 2496635 12886286	19,780.20		29,963.85Cr
07/01/2021	9668634	Dep BWA 302-100 2496635 12883034	14,985.00		14,978.85Cr
07/01/2021	9668638	Dep BWA 302-100 2496635 12883748	11,238.75		3,740.10Cr
07/01/2021	9668642	Dep BWA 302-100 2496635 12884899	3,740.10		0.00
07/01/2021	12922468	Bght 1200 TWE @ 9.2000	11,051.04		11,051.04
07/01/2021	12933633	Sold 700 8316:JP @ 42.9954		30,096.78	19,045.74Cr
08/01/2021	12937418	Bght 128 ARKG:US @ 132.0273	16,899.49		2,146.25Cr
08/01/2021	12937830	Bght 150 VFH:US @ 99.3094	14,896.41		12,750.16

While every effort has been made to provide you with an accurate transaction summary, we give no warranty of accuracy or reliability and take no responsibility for any errors or omissions including by negligence. You should confirm the information, holdings and valuations contained herein. All prices and values are denominated in AUD unless otherwise indicated. CMC Markets Stockbroking is the trading name of CMC Markets Stockbroking Limited (ABN 69 081 002 851, AFSL No. 246381), a Participant of the Australian Stock Exchange (ASX Group).



VENDARA PTY LTD <SHIMADA FAMILY S/F A/C>
 76 TAMBOURINE BAY ROAD
 RIVERVIEW NSW 2066
 AUSTRALIA

Trading Account Statement

Period: 01/07/2020 - 30/06/2021

Trading Account Number: 377171

Date	Reference	Description	Debit	Credit	Balance
11/01/2021	12956708	Sold 128 ARKG:US @ 134.2268		17,180.63	4,430.47Cr
11/01/2021	12956714	Sold 200 ARKK:US @ 181.6147		36,322.10	40,752.57Cr
11/01/2021	12520582	Wdl BWA 302-100 2496635 12922468		11,051.04	51,803.61Cr
11/01/2021	12520586	Wdl BWA 302-100 2496635 12937830		14,896.41	66,700.02Cr
11/01/2021	12520590	Wdl BWA 302-100 2496635 12937418		16,899.49	83,599.51Cr
11/01/2021	12964772	Sold 310 VEU @ 78.6000		24,346.51	107,946.02Cr
12/01/2021	12980652	Sold 650 ANZ @ 23.9000		15,522.57	123,468.59Cr
12/01/2021	9710865	Dep BWA 302-100 2496635 12956714	36,322.10		87,146.49Cr
12/01/2021	9710878	Dep BWA 302-100 2496635 12933633	30,096.78		57,049.71Cr
12/01/2021	9710884	Dep BWA 302-100 2496635 12956708	17,180.63		39,869.08Cr
12/01/2021	12987708	Bght 30000 MGV @ 0.3600	10,809.90		29,059.18Cr
12/01/2021	15575	Sold Fund Code BAE02		13,082.44	42,141.62Cr
12/01/2021	9711864	Dep BWA 302-100 2496635 15575(MF)	13,082.44		29,059.18Cr
13/01/2021	9716091	Dep BWA 302-100 2496635 12964772	24,346.51		4,712.67Cr
13/01/2021	12999458	Bght 85000 MGV @ 0.3700	31,475.16		26,762.49
13/01/2021	12999462	Bght 30000 MGV @ 0.3700	11,109.90		37,872.39
14/01/2021	12577114	Wdl BWA 302-100 2496635 12987708		10,809.90	27,062.49
14/01/2021	9731450	Dep BWA 302-100 2496635 12980652	15,522.57		42,585.06
15/01/2021	12588850	Wdl BWA 302-100 2496635 12999462		11,109.90	31,475.16
15/01/2021	12588872	Wdl BWA 302-100 2496635 12999458		31,475.16	0.00
15/01/2021	13047937	Sold 30000 MGV @ 0.3900		11,690.10	11,690.10Cr
19/01/2021	9767145	Dep BWA 302-100 2496635 13047937	11,690.10		0.00
20/01/2021	844493	JNL844493 ARKK:US Intl Div Ex:29/12/20		107.86	107.86Cr
20/01/2021	844556	JNL844556 ARKK:US Intl Div Ex:29/12/20		421.44	529.30Cr
20/01/2021	9782345	Dep BWA 302-100 2496635	529.30		0.00
29/01/2021	13255978	Bght 25 SOXX:US @ 526.2820	13,157.05		13,157.05
29/01/2021	13258976	Sold 2840 TWE @ 10.3400		29,342.10	16,185.05Cr
29/01/2021	13271246	Bght 30000 MGV @ 0.3600	10,809.90		5,375.15Cr
29/01/2021	13274318	Bght 30000 MGV @ 0.3550	10,659.90		5,284.75
01/02/2021	13283997	Bght 45 SMH:US @ 298.1544	13,416.95		18,701.70
01/02/2021	12785889	Wdl BWA 302-100 2496635 13255978		13,157.05	5,544.65
01/02/2021	858441	JNL858441 Broker Service Fee Reimbursement		20.31	5,524.34
01/02/2021	9905323	Dep BWA 302-100 2496635	20.31		5,544.65
02/02/2021	12819917	Wdl BWA 302-100 2496635 13274318		10,659.90	5,115.25Cr
02/02/2021	12819954	Wdl BWA 302-100 2496635 13271246		10,809.90	15,925.15Cr
02/02/2021	12819966	Wdl BWA 302-100 2496635 13283997		13,416.95	29,342.10Cr
02/02/2021	9936574	Dep BWA 302-100 2496635 13258976	29,342.10		0.00
03/02/2021	13336987	Bght 100 ARKK:US @ 195.4805	19,548.05		19,548.05
03/02/2021	13337000	Sold 45 SMH:US @ 312.4389		14,059.43	5,488.62
03/02/2021	13337025	Bght 100 ARKG:US @ 143.8066	14,380.66		19,869.28
03/02/2021	13337689	Sold 2000 HACK @ 9.1000		18,185.44	1,683.84
03/02/2021	13349457	Bght 500 NDQ @ 29.3500	14,689.67		16,373.51

While every effort has been made to provide you with an accurate transaction summary, we give no warranty of accuracy or reliability and take no responsibility for any errors or omissions including by negligence. You should confirm the information, holdings and valuations contained herein. All prices and values are denominated in AUD unless otherwise indicated. CMC Markets Stockbroking is the trading name of CMC Markets Stockbroking Limited (ABN 69 081 002 851, AFSL No. 246381), a Participant of the Australian Stock Exchange (ASX Group).



VENDARA PTY LTD <SHIMADA FAMILY S/F A/C>
 76 TAMBOURINE BAY ROAD
 RIVERVIEW NSW 2066
 AUSTRALIA

Trading Account Statement

Period: 01/07/2020 - 30/06/2021

Trading Account Number: 377171

Date	Reference	Description	Debit	Credit	Balance
03/02/2021	13353549	Bght 1224 CQE @ 3.1000	3,804.30		20,177.81
04/02/2021	12878028	Wdl BWA 302-100 2496635 13337025		14,380.66	5,797.15
04/02/2021	12878032	Wdl BWA 302-100 2496635 13336987		19,548.05	13,750.90Cr
04/02/2021	9973810	Dep BWA 302-100 2496635 13337000	14,059.43		308.53
04/02/2021	13369544	Bght 3776 CQE @ 3.1000	11,711.20		12,019.73
04/02/2021	13372704	Bght 350 NDQ @ 29.0600	10,181.18		22,200.91
05/02/2021	12898963	Wdl BWA 302-100 2496635 13353549		3,804.30	18,396.61
05/02/2021	12898983	Wdl BWA 302-100 2496635 13349457		14,689.67	3,706.94
05/02/2021	9983947	Dep BWA 302-100 2496635 13337689	18,185.44		21,892.38
08/02/2021	12922825	Wdl BWA 302-100 2496635 13372704		10,181.18	11,711.20
08/02/2021	12922829	Wdl BWA 302-100 2496635 13369544		11,711.20	0.00
09/02/2021	13426244	Sold 150 VFH:US @ 100.1928		15,028.57	15,028.57Cr
09/02/2021	13445267	Bght 4000 CQE @ 2.9600	11,851.84		3,176.73Cr
10/02/2021	10047901	Dep BWA 302-100 2496635 13426244	15,028.57		11,851.84
11/02/2021	13471999	Bght 80 ARKK:US @ 201.4783	16,118.26		27,970.10
11/02/2021	13472067	Bght 200 ARKF:US @ 78.9631	15,792.62		43,762.72
11/02/2021	13014386	Wdl BWA 302-100 2496635 13445267		11,851.84	31,910.88
11/02/2021	13474346	Bght 10000 PAI @ 1.3500	13,510.80		45,421.68
11/02/2021	913919	JNL913919 BANKWEST A/C CLOSURE 11/02/2021	259,990.30		305,411.98
11/02/2021	913919	JNL913919 FUNDS TO ANZ MMKT A/C 11/02/2021		259,990.30	45,421.68
11/02/2021	13062865	Wdl BWA 302-100 2496635		259,990.30	214,568.62Cr
11/02/2021	10081394	Dep ANZA CASH ACTIVE 014-936 111691060	259,990.30		45,421.68
11/02/2021	13489960	Bght 30000 MGW @ 0.3500	10,510.51		55,932.19
12/02/2021	13085395	Wdl ANZA CASH ACTIVE 014-936 111691060 13472067		15,792.62	40,139.57
12/02/2021	13085396	Wdl ANZA CASH ACTIVE 014-936 111691060 13471999		16,118.26	24,021.31
15/02/2021	13104713	Wdl ANZA CASH ACTIVE 014-936 111691060 13489960		10,510.51	13,510.80
15/02/2021	13104714	Wdl ANZA CASH ACTIVE 014-936 111691060 13474346		13,510.80	0.00
17/02/2021	13567220	Bght 570 GILT:US @ 26.7922	15,271.55		15,271.55
17/02/2021	13567882	Bght 615 HOL:US @ 25.5270	15,699.11		30,970.66
17/02/2021	13584901	Sold 850 NDQ @ 29.3400		24,919.05	6,051.61
17/02/2021	13586070	Sold 10000 PAI @ 1.3750		13,739.00	7,687.39Cr
17/02/2021	13583549	Sold 2864 CQE @ 3.1000		8,868.50	16,555.89Cr
18/02/2021	13163624	Wdl ANZA CASH ACTIVE 014-936 111691060 13567220		15,271.55	31,827.44Cr
18/02/2021	13163625	Wdl ANZA CASH ACTIVE 014-936 111691060 13567882		15,699.11	47,526.55Cr
18/02/2021	13605208	Sold 646 CQE @ 3.1000		2,002.60	49,529.15Cr
19/02/2021	10162451	Dep ANZA CASH ACTIVE 014-936 111691060 13584901	24,919.05		24,610.10Cr
19/02/2021	10162452	Dep ANZA CASH ACTIVE 014-936 111691060 13586070	13,739.00		10,871.10Cr
19/02/2021	10162453	Dep ANZA CASH ACTIVE 014-936 111691060 13583549	8,868.50		2,002.60Cr
22/02/2021	10176255	Dep ANZA CASH ACTIVE 014-936 111691060 13605208	2,002.60		0.00
23/02/2021	13679885	Bght 200 STPK:US @ 53.4943	10,698.86		10,698.86
24/02/2021	13236986	Wdl ANZA CASH ACTIVE 014-936 111691060 13679885		10,698.86	0.00
26/02/2021	13750098	Sold 200 ARKF:US @ 71.8397		14,367.61	14,367.61Cr
26/02/2021	13750742	Sold 180 ARKK:US @ 172.4327		31,037.17	45,404.78Cr

While every effort has been made to provide you with an accurate transaction summary, we give no warranty of accuracy or reliability and take no responsibility for any errors or omissions including by negligence. You should confirm the information, holdings and valuations contained herein. All prices and values are denominated in AUD unless otherwise indicated. CMC Markets Stockbroking is the trading name of CMC Markets Stockbroking Limited (ABN 69 081 002 851, AFSL No. 246381), a Participant of the Australian Stock Exchange (ASX Group).



VENDARA PTY LTD <SHIMADA FAMILY S/F A/C>
 76 TAMBOURINE BAY ROAD
 RIVERVIEW NSW 2066
 AUSTRALIA

Trading Account Statement

Period: 01/07/2020 - 30/06/2021

Trading Account Number: 377171

Date	Reference	Description	Debit	Credit	Balance
01/03/2021	13778649	Sold 25 SOXX:US @ 536.7184		13,417.65	58,822.43Cr
01/03/2021	10234921	Dep ANZA CASH ACTIVE 014-936 111691060 13750742	31,037.17		27,785.26Cr
01/03/2021	10234922	Dep ANZA CASH ACTIVE 014-936 111691060 13750098	14,367.61		13,417.65Cr
02/03/2021	10245692	Dep ANZA CASH ACTIVE 014-936 111691060 13778649	13,417.65		0.00
09/03/2021	13899746	Bght 350 STPK:US @ 31.5084	11,027.94		11,027.94
10/03/2021	13399656	Wdl ANZA CASH ACTIVE 014-936 111691060 13899746		11,027.94	0.00
16/03/2021	13988049	Bght 60 ARKK:US @ 163.9808	9,838.85		9,838.85
16/03/2021	13988053	Bght 550 HOL:US @ 18.1947	10,007.09		19,845.94
16/03/2021	13994726	Sold 3285 CQE @ 3.1000		10,176.55	9,669.39
17/03/2021	14003357	Sold 550 STPK:US @ 43.6329		23,997.55	14,328.16Cr
17/03/2021	13463758	Wdl ANZA CASH ACTIVE 014-936 111691060 13988049		9,838.85	24,167.01Cr
17/03/2021	13463759	Wdl ANZA CASH ACTIVE 014-936 111691060 13988053		10,007.09	34,174.10Cr
17/03/2021	14005322	Sold 6 CQE @ 3.1000		18.59	34,192.69Cr
18/03/2021	10355116	Dep ANZA CASH ACTIVE 014-936 111691060 14003357	23,997.55		10,195.14Cr
18/03/2021	10355117	Dep ANZA CASH ACTIVE 014-936 111691060 13994726	10,176.55		18.59Cr
18/03/2021	14019811	Sold 6 CQE @ 3.1000		18.58	37.17Cr
19/03/2021	10363963	Dep ANZA CASH ACTIVE 014-936 111691060 14005322	18.59		18.58Cr
19/03/2021	14039339	Sold 30000 MGX @ 0.3800		11,388.60	11,407.18Cr
19/03/2021	14041083	Sold 30000 MGX @ 0.3800		11,388.60	22,795.78Cr
19/03/2021	14042647	Bght 23949 MGX @ 0.3550	8,511.80		14,283.98Cr
22/03/2021	10371686	Dep ANZA CASH ACTIVE 014-936 111691060 14019811	18.58		14,265.40Cr
23/03/2021	10380655	Dep ANZA CASH ACTIVE 014-936 111691060 14039339	11,388.60		2,876.80Cr
23/03/2021	10380656	Dep ANZA CASH ACTIVE 014-936 111691060 14041083	11,388.60		8,511.80
23/03/2021	13517541	Wdl ANZA CASH ACTIVE 014-936 111691060 14042647		8,511.80	0.00
24/03/2021	14089035	Bght 6051 MGX @ 0.3550	2,148.86		2,148.86
24/03/2021	14090443	Bght 30000 MGX @ 0.3500	10,510.51		12,659.37
26/03/2021	13557700	Wdl ANZA CASH ACTIVE 014-936 111691060 14089035		2,148.86	10,510.51
26/03/2021	13557701	Wdl ANZA CASH ACTIVE 014-936 111691060 14090443		10,510.51	0.00
26/03/2021	14130818	Sold 2193 CQE @ 3.1000		6,792.87	6,792.87Cr
29/03/2021	14148957	Bght 7 CQE @ 3.0500	31.25		6,761.62Cr
30/03/2021	10427565	Dep ANZA CASH ACTIVE 014-936 111691060 14130818	6,792.87		31.25
30/03/2021	14152461	Sold 1842 MICH @ 2.8500		5,239.80	5,208.55Cr
30/03/2021	14156227	Bght 150 VAS @ 87.6000	13,153.15		7,944.60
31/03/2021	13602934	Wdl ANZA CASH ACTIVE 014-936 111691060 14148957		31.25	7,913.35
31/03/2021	14167061	Bght 30000 MGX @ 0.3200	9,609.90		17,523.25
01/04/2021	10449519	Dep ANZA CASH ACTIVE 014-936 111691060 14152461	5,239.80		22,763.05
01/04/2021	13615502	Wdl ANZA CASH ACTIVE 014-936 111691060 14156227		13,153.15	9,609.90
06/04/2021	13631921	Wdl ANZA CASH ACTIVE 014-936 111691060 14167061		9,609.90	0.00
08/04/2021	14235322	Sold 30000 MGX @ 0.3550		10,639.35	10,639.35Cr
08/04/2021	14246993	Sold 30000 MGX @ 0.3700		11,088.90	21,728.25Cr
08/04/2021	14247727	Sold 30000 MGX @ 0.3800		11,388.60	33,116.85Cr
12/04/2021	10500812	Dep ANZA CASH ACTIVE 014-936 111691060 14247727	11,388.60		21,728.25Cr
12/04/2021	10500813	Dep ANZA CASH ACTIVE 014-936 111691060 14246993	11,088.90		10,639.35Cr

While every effort has been made to provide you with an accurate transaction summary, we give no warranty of accuracy or reliability and take no responsibility for any errors or omissions including by negligence. You should confirm the information, holdings and valuations contained herein. All prices and values are denominated in AUD unless otherwise indicated. CMC Markets Stockbroking is the trading name of CMC Markets Stockbroking Limited (ABN 69 081 002 851, AFSL No. 246381), a Participant of the Australian Stock Exchange (ASX Group).



VENDARA PTY LTD <SHIMADA FAMILY S/F A/C>
 76 TAMBOURINE BAY ROAD
 RIVERVIEW NSW 2066
 AUSTRALIA

Trading Account Statement

Period: 01/07/2020 - 30/06/2021

Trading Account Number: 377171

Date	Reference	Description	Debit	Credit	Balance
12/04/2021	10500814	Dep ANZA CASH ACTIVE 014-936 111691060 14235322	10,639.35		0.00
12/04/2021	14265043	Bght 335 NDQ @ 29.9500	10,043.28		10,043.28
12/04/2021	14266197	Bght 110 VGS @ 91.4200	10,066.25		20,109.53
12/04/2021	14266159	Sold 20000 MGV @ 0.3900		7,790.10	12,319.43
12/04/2021	14269763	Bght 7000 MHH @ 1.4400	10,090.08		22,409.51
12/04/2021	14274576	Bght 115 VAS @ 89.0900	10,255.59		32,665.10
12/04/2021	14270739	Bght 1160 HACK @ 8.6450	10,038.21		42,703.31
14/04/2021	10518528	Dep ANZA CASH ACTIVE 014-936 111691060 14266159	7,790.10		50,493.41
14/04/2021	13711303	Wdl ANZA CASH ACTIVE 014-936 111691060 14270739		10,038.21	40,455.20
14/04/2021	13711304	Wdl ANZA CASH ACTIVE 014-936 111691060 14265043		10,043.28	30,411.92
14/04/2021	13711305	Wdl ANZA CASH ACTIVE 014-936 111691060 14266197		10,066.25	20,345.67
14/04/2021	13711306	Wdl ANZA CASH ACTIVE 014-936 111691060 14269763		10,090.08	10,255.59
14/04/2021	13711307	Wdl ANZA CASH ACTIVE 014-936 111691060 14274576		10,255.59	0.00
15/04/2021	14313966	Bght 70 ARKK:US @ 166.7796	11,674.57		11,674.57
15/04/2021	14314954	Bght 86 ARKG:US @ 116.2790	9,999.99		21,674.56
16/04/2021	13735199	Wdl ANZA CASH ACTIVE 014-936 111691060 14314954		9,999.99	11,674.57
16/04/2021	13735200	Wdl ANZA CASH ACTIVE 014-936 111691060 14313966		11,674.57	0.00
16/04/2021	14333889	Bght 20 IVV @ 538.0000	10,769.90		10,769.90
16/04/2021	14344452	Bght 10000 MHH @ 1.4550	14,564.55		25,334.45
20/04/2021	14367694	Bght 33 VHT:US @ 307.6233	10,151.57		35,486.02
20/04/2021	14368214	Bght 800 GILT:US @ 12.8141	10,251.28		45,737.30
20/04/2021	13757467	Wdl ANZA CASH ACTIVE 014-936 111691060 14333889		10,769.90	34,967.40
20/04/2021	13757468	Wdl ANZA CASH ACTIVE 014-936 111691060 14344452		14,564.55	20,402.85
20/04/2021	14375383	Bght 30000 MGV @ 0.3450	10,359.90		30,762.75
21/04/2021	13767805	Wdl ANZA CASH ACTIVE 014-936 111691060 14367694		10,151.57	20,611.18
21/04/2021	13767806	Wdl ANZA CASH ACTIVE 014-936 111691060 14368214		10,251.28	10,359.90
22/04/2021	13789797	Wdl ANZA CASH ACTIVE 014-936 111691060 14375383		10,359.90	0.00
22/04/2021	14418616	Sold 30000 MGV @ 0.3750		11,240.10	11,240.10Cr
23/04/2021	14427980	Sold 30000 MGV @ 0.3750		11,240.10	22,480.20Cr
23/04/2021	14428794	Sold 30000 MGV @ 0.3800		11,390.10	33,870.30Cr
23/04/2021	14430090	Sold 20000 MGV @ 0.4000		7,990.10	41,860.40Cr
23/04/2021	14431637	Bght 20 IVV @ 536.1900	10,733.70		31,126.70Cr
26/04/2021	10588480	Dep ANZA CASH ACTIVE 014-936 111691060 14418616	11,240.10		19,886.60Cr
26/04/2021	14436342	Bght 200 VVLU @ 53.7600	10,761.90		9,124.70Cr
27/04/2021	10591445	Dep ANZA CASH ACTIVE 014-936 111691060 14428794	11,390.10		2,265.40
27/04/2021	10591446	Dep ANZA CASH ACTIVE 014-936 111691060 14427980	11,240.10		13,505.50
27/04/2021	10591447	Dep ANZA CASH ACTIVE 014-936 111691060 14430090	7,990.10		21,495.60
27/04/2021	13827851	Wdl ANZA CASH ACTIVE 014-936 111691060 14431637		10,733.70	10,761.90
27/04/2021	14461913	Bght 20000 MGV @ 0.3800	7,609.90		18,371.80
28/04/2021	13839810	Wdl ANZA CASH ACTIVE 014-936 111691060 14436342		10,761.90	7,609.90
28/04/2021	14477193	Bght 27000 MGV @ 0.3750	10,134.90		17,744.80
29/04/2021	13847408	Wdl ANZA CASH ACTIVE 014-936 111691060 14461913		7,609.90	10,134.90

While every effort has been made to provide you with an accurate transaction summary, we give no warranty of accuracy or reliability and take no responsibility for any errors or omissions including by negligence. You should confirm the information, holdings and valuations contained herein. All prices and values are denominated in AUD unless otherwise indicated. CMC Markets Stockbroking is the trading name of CMC Markets Stockbroking Limited (ABN 69 081 002 851, AFSL No. 246381), a Participant of the Australian Stock Exchange (ASX Group).



VENDARA PTY LTD <SHIMADA FAMILY S/F A/C>
 76 TAMBOURINE BAY ROAD
 RIVERVIEW NSW 2066
 AUSTRALIA

Trading Account Statement

Period: 01/07/2020 - 30/06/2021

Trading Account Number: 377171

Date	Reference	Description	Debit	Credit	Balance
29/04/2021	14494388	Bght 1000 NDQ @ 29.8400	29,863.87		39,998.77
29/04/2021	14496167	Bght 20 IVV @ 540.1000	10,811.90		50,810.67
30/04/2021	13863864	Wdl ANZA CASH ACTIVE 014-936 111691060 14477193		10,134.90	40,675.77
03/05/2021	13876087	Wdl ANZA CASH ACTIVE 014-936 111691060 14496167		10,811.90	29,863.87
03/05/2021	13876088	Wdl ANZA CASH ACTIVE 014-936 111691060 14494388		29,863.87	0.00
05/05/2021	14551558	Bght 200 VESG @ 66.1000	13,230.57		13,230.57
06/05/2021	14583984	Bght 30000 MGV @ 0.3550	10,659.90		23,890.47
07/05/2021	13928377	Wdl ANZA CASH ACTIVE 014-936 111691060 14551558		13,230.57	10,659.90
10/05/2021	13933678	Wdl ANZA CASH ACTIVE 014-936 111691060 14583984		10,659.90	0.00
11/05/2021	14632061	Bght 7000 MHH @ 1.4500	10,159.90		10,159.90
11/05/2021	14635885	Bght 120 VGS @ 90.0000	10,809.90		20,969.80
13/05/2021	13974690	Wdl ANZA CASH ACTIVE 014-936 111691060 14632061		10,159.90	10,809.90
13/05/2021	13974691	Wdl ANZA CASH ACTIVE 014-936 111691060 14635885		10,809.90	0.00
19/05/2021	14730560	Sold 30000 MGV @ 0.3900		11,690.10	11,690.10Cr
19/05/2021	14735238	Bght 8500 PIA @ 1.2350	10,507.99		1,182.11Cr
19/05/2021	14735454	Sold 20000 MGV @ 0.4000		7,990.10	9,172.21Cr
19/05/2021	14740521	Sold 20000 MGV @ 0.4100		8,190.10	17,362.31Cr
19/05/2021	14740860	Sold 20000 MGV @ 0.4200		8,390.10	25,752.41Cr
21/05/2021	10750800	Dep ANZA CASH ACTIVE 014-936 111691060 14730560	11,690.10		14,062.31Cr
21/05/2021	10750801	Dep ANZA CASH ACTIVE 014-936 111691060 14740860	8,390.10		5,672.21Cr
21/05/2021	10750802	Dep ANZA CASH ACTIVE 014-936 111691060 14740521	8,190.10		2,517.89
21/05/2021	10750803	Dep ANZA CASH ACTIVE 014-936 111691060 14735454	7,990.10		10,507.99
21/05/2021	14050601	Wdl ANZA CASH ACTIVE 014-936 111691060 14735238		10,507.99	0.00
21/05/2021	14762269	Sold 20000 MGV @ 0.4100		8,190.10	8,190.10Cr
21/05/2021	14767325	Sold 18000 MGV @ 0.4050		7,280.10	15,470.20Cr
25/05/2021	10766316	Dep ANZA CASH ACTIVE 014-936 111691060 14762269	8,190.10		7,280.10Cr
25/05/2021	10766317	Dep ANZA CASH ACTIVE 014-936 111691060 14767325	7,280.10		0.00
25/05/2021	14791522	Sold 15000 MGV @ 0.4150		6,215.10	6,215.10Cr
26/05/2021	14804107	Bght 60 QUAL:US @ 166.6428	9,998.57		3,783.47
26/05/2021	14812670	Sold 20000 MGV @ 0.4600		9,190.10	5,406.63Cr
27/05/2021	10782751	Dep ANZA CASH ACTIVE 014-936 111691060 14791522	6,215.10		808.47
27/05/2021	14095407	Wdl ANZA CASH ACTIVE 014-936 111691060 14804107		9,998.57	9,190.10Cr
27/05/2021	14823253	Bght 8500 PIA @ 1.2500	10,635.63		1,445.53
27/05/2021	14827521	Bght 4349 MGV @ 0.4200	1,836.48		3,282.01
28/05/2021	10794518	Dep ANZA CASH ACTIVE 014-936 111691060 14812670	9,190.10		12,472.11
31/05/2021	14849638	Sold 33 VHT:US @ 310.5724		10,248.65	2,223.46
31/05/2021	14115783	Wdl ANZA CASH ACTIVE 014-936 111691060 14827521		1,836.48	386.98
31/05/2021	14115784	Wdl ANZA CASH ACTIVE 014-936 111691060 14823253		10,635.63	10,248.65Cr
01/06/2021	14869145	Bght 128 VEU @ 83.1600	10,655.13		406.48
02/06/2021	14882664	Bght 100 6758:JP @ 127.7375	12,773.75		13,180.23
02/06/2021	14885153	Sold 200 WLU @ 57.2500		11,438.55	1,741.68
02/06/2021	10826081	Dep ANZA CASH ACTIVE 014-936 111691060 14849638	10,248.65		11,990.33
03/06/2021	14149136	Wdl ANZA CASH ACTIVE 014-936 111691060 14869145		10,655.13	1,335.20

While every effort has been made to provide you with an accurate transaction summary, we give no warranty of accuracy or reliability and take no responsibility for any errors or omissions including by negligence. You should confirm the information, holdings and valuations contained herein. All prices and values are denominated in AUD unless otherwise indicated. CMC Markets Stockbroking is the trading name of CMC Markets Stockbroking Limited (ABN 69 081 002 851, AFSL No. 246381), a Participant of the Australian Stock Exchange (ASX Group).



VENDARA PTY LTD <SHIMADA FAMILY S/F A/C>
 76 TAMBOURINE BAY ROAD
 RIVERVIEW NSW 2066
 AUSTRALIA

Trading Account Statement

Period: 01/07/2020 - 30/06/2021

Trading Account Number: 377171

Date	Reference	Description	Debit	Credit	Balance
04/06/2021	14914132	Bght 18 SOXX:US @ 563.4217	10,141.59		11,476.79
04/06/2021	10836696	Dep ANZA CASH ACTIVE 014-936 111691060 14885153	11,438.55		22,915.34
04/06/2021	14162090	Wdl ANZA CASH ACTIVE 014-936 111691060 14882664		12,773.75	10,141.59
07/06/2021	14931286	Sold 130 ARKK:US @ 139.5042		18,135.13	7,993.54Cr
07/06/2021	14175461	Wdl ANZA CASH ACTIVE 014-936 111691060 14914132		10,141.59	18,135.13Cr
08/06/2021	14951404	Sold 60 IVV @ 546.4300		32,753.01	50,888.14Cr
08/06/2021	10863571	Dep ANZA CASH ACTIVE 014-936 111691060 14931286	18,135.13		32,753.01Cr
08/06/2021	14953567	Sold 1160 HACK @ 8.8000		10,197.79	42,950.80Cr
09/06/2021	14964772	Sold 230 VGS @ 93.3500		21,449.03	64,399.83Cr
10/06/2021	10875616	Dep ANZA CASH ACTIVE 014-936 111691060 14951404	32,753.01		31,646.82Cr
10/06/2021	10875617	Dep ANZA CASH ACTIVE 014-936 111691060 14953567	10,197.79		21,449.03Cr
10/06/2021	14981075	Sold 24000 MHH @ 1.4850		35,604.36	57,053.39Cr
10/06/2021	14988873	Bght 350 QUAL @ 37.0800	12,990.98		44,062.41Cr
10/06/2021	14991097	Bght 300 VVLU @ 57.3000	17,203.75		26,858.66Cr
11/06/2021	14993436	Sold 60 QUAL:US @ 167.1973		10,031.61	36,890.27Cr
11/06/2021	10886788	Dep ANZA CASH ACTIVE 014-936 111691060 14964772	21,449.03		15,441.24Cr
11/06/2021	14994716	Bght 200 VVLU @ 57.3000	11,469.90		3,971.34Cr
11/06/2021	14997131	Bght 250 VVLU @ 56.8500	14,226.71		10,255.37
15/06/2021	10896776	Dep ANZA CASH ACTIVE 014-936 111691060 14993436	10,031.61		20,286.98
15/06/2021	10896777	Dep ANZA CASH ACTIVE 014-936 111691060 14981075	35,604.36		55,891.34
15/06/2021	14236858	Wdl ANZA CASH ACTIVE 014-936 111691060 14988873		12,990.98	42,900.36
15/06/2021	14236859	Wdl ANZA CASH ACTIVE 014-936 111691060 14991097		17,203.75	25,696.61
15/06/2021	15016969	Sold 17000 PIA @ 1.2700		21,568.41	4,128.20
16/06/2021	14243380	Wdl ANZA CASH ACTIVE 014-936 111691060 14994716		11,469.90	7,341.70Cr
16/06/2021	14243381	Wdl ANZA CASH ACTIVE 014-936 111691060 14997131		14,226.71	21,568.41Cr
17/06/2021	10911868	Dep ANZA CASH ACTIVE 014-936 111691060 15016969	21,568.41		0.00
17/06/2021	15050283	Bght 25651 MGV @ 0.3650	9,362.62		9,362.62
17/06/2021	15054109	Sold 265 VAS @ 94.2800		24,964.21	15,601.59Cr
17/06/2021	15054194	Sold 1335 NDQ @ 30.1700		40,244.73	55,846.32Cr
17/06/2021	15054420	Sold 200 VESG @ 68.2500		13,639.08	69,485.40Cr
18/06/2021	15062601	Sold 18 SOXX:US @ 575.3333		10,355.95	79,841.35Cr
18/06/2021	15063837	Sold 350 QUAL @ 38.2700		13,383.79	93,225.14Cr
18/06/2021	15063851	Sold 128 VEU @ 85.2400		10,900.82	104,125.96Cr
18/06/2021	1057633	JNL1057633 SOXX:US Intl Div Ex:10/06/21		8.44	104,134.40Cr
18/06/2021	1057972	JNL1057972 QUAL:US Intl Div Ex:10/06/21		20.80	104,155.20Cr
18/06/2021	10930901	Dep ANZA CASH ACTIVE 014-936 111691060	29.24		104,125.96Cr
18/06/2021	15078718	Sold 28052 MGV @ 0.3850		10,790.12	114,916.08Cr
21/06/2021	10933942	Dep ANZA CASH ACTIVE 014-936 111691060 15054194	40,244.73		74,671.35Cr
21/06/2021	10933943	Dep ANZA CASH ACTIVE 014-936 111691060 15054109	24,964.21		49,707.14Cr
21/06/2021	10933944	Dep ANZA CASH ACTIVE 014-936 111691060 15054420	13,639.08		36,068.06Cr
21/06/2021	14282119	Wdl ANZA CASH ACTIVE 014-936 111691060 15050283		9,362.62	45,430.68Cr
21/06/2021	15081629	Bght 120 VEU @ 83.8000	10,065.90		35,364.78Cr
21/06/2021	10938223	Dep ANZA CASH ACTIVE 014-936 111691060 15062601	10,355.95		25,008.83Cr

While every effort has been made to provide you with an accurate transaction summary, we give no warranty of accuracy or reliability and take no responsibility for any errors or omissions including by negligence. You should confirm the information, holdings and valuations contained herein. All prices and values are denominated in AUD unless otherwise indicated. CMC Markets Stockbroking is the trading name of CMC Markets Stockbroking Limited (ABN 69 081 002 851, AFSL No. 246381), a Participant of the Australian Stock Exchange (ASX Group).



VENDARA PTY LTD <SHIMADA FAMILY S/F A/C>
 76 TAMBOURINE BAY ROAD
 RIVERVIEW NSW 2066
 AUSTRALIA

Trading Account Statement

Period: 01/07/2020 - 30/06/2021

Trading Account Number: 377171

Date	Reference	Description	Debit	Credit	Balance
21/06/2021	15097127	Bght 10000 PIA @ 1.2500	12,510.00		12,498.83Cr
22/06/2021	10941136	Dep ANZA CASH ACTIVE 014-936 111691060 15063837	13,383.79		884.96
22/06/2021	10941137	Dep ANZA CASH ACTIVE 014-936 111691060 15063851	10,900.82		11,785.78
22/06/2021	10941138	Dep ANZA CASH ACTIVE 014-936 111691060 15078718	10,790.12		22,575.90
22/06/2021	15105147	Bght 150 VAS @ 94.2200	14,144.31		36,720.21
22/06/2021	15106122	Sold 1948 MGV @ 0.3850		749.98	35,970.23
22/06/2021	15107083	Bght 150 VAS @ 94.0000	14,111.28		50,081.51
22/06/2021	15108001	Bght 10000 MHH @ 1.5300	15,312.24		65,393.75
22/06/2021	15108100	Bght 20000 MHH @ 1.5300	30,624.48		96,018.23
22/06/2021	15110161	Bght 20000 PIA @ 1.2600	25,220.16		121,238.39
23/06/2021	14307207	Wdl ANZA CASH ACTIVE 014-936 111691060 15081629		10,065.90	111,172.49
23/06/2021	14307208	Wdl ANZA CASH ACTIVE 014-936 111691060 15097127		12,510.00	98,662.49
23/06/2021	15119205	Bght 150 VAS @ 94.0000	14,111.28		112,773.77
24/06/2021	10960088	Dep ANZA CASH ACTIVE 014-936 111691060 15106122	749.98		113,523.75
24/06/2021	14321901	Wdl ANZA CASH ACTIVE 014-936 111691060 15107083		14,111.28	99,412.47
24/06/2021	14321902	Wdl ANZA CASH ACTIVE 014-936 111691060 15105147		14,144.31	85,268.16
24/06/2021	14321903	Wdl ANZA CASH ACTIVE 014-936 111691060 15108001		15,312.24	69,955.92
24/06/2021	14321904	Wdl ANZA CASH ACTIVE 014-936 111691060 15110161		25,220.16	44,735.76
24/06/2021	14321905	Wdl ANZA CASH ACTIVE 014-936 111691060 15108100		30,624.48	14,111.28
25/06/2021	14337913	Wdl ANZA CASH ACTIVE 014-936 111691060 15119205		14,111.28	0.00
25/06/2021	15151701	Bght 150 VGS @ 95.7700	14,377.00		14,377.00
29/06/2021	14358835	Wdl ANZA CASH ACTIVE 014-936 111691060 15151701		14,377.00	0.00
29/06/2021	15187277	Sold 30000 PIA @ 1.3100		39,270.52	39,270.52Cr
29/06/2021	15190790	Bght 10000 PIA @ 1.2900	12,909.90		26,360.62Cr
Total			5,105,567.220	5,159,475.710	

While every effort has been made to provide you with an accurate transaction summary, we give no warranty of accuracy or reliability and take no responsibility for any errors or omissions including by negligence. You should confirm the information, holdings and valuations contained herein. All prices and values are denominated in AUD unless otherwise indicated. CMC Markets Stockbroking is the trading name of CMC Markets Stockbroking Limited (ABN 69 081 002 851, AFSL No. 246381), a Participant of the Australian Stock Exchange (ASX Group).

25000 - Interest Received

2021 Financial Year

Preparer Queen Galvez

Reviewer Steven Lee

Status Completed

Account Code	Description	CY Balance	LY Balance	Change
BWAMI2496635	Bankwest CMC Markets Cash Account 249663-5	(\$146.23)	(\$425.56)	(65.64)%
CBA10329126	CBA Direct Investment Account 10329126	(\$240.32)	(\$397.27)	(39.51)%
CBA50214825	CBA Term Deposit 50214825		(\$726.03)	100%
CBA50216855	CBA Term Deposit 50216855	(\$2,103.73)	(\$2,039.62)	3.14%
CBA53575509	CBA Term Deposit 53575509	(\$819.18)	(\$799.47)	2.47%
TOTAL		CY Balance	LY Balance	
		(\$3,309.46)	(\$4,387.95)	

Supporting Documents

- Interest Reconciliation Report [Report](#)
- Statement-377171-20200701-20210630.pdf

Standard Checklist

- Attach Interest Reconciliation Report
- Ensure all interest has been recorded from Bank Statements
- Review Statements to ensure all TFN withheld has been input

Shimada Family Superannuation Fund Interest Reconciliation Report

For The Period 01 July 2020 - 30 June 2021

Date	Payment Amount	Gross Interest	TFN Withheld	Foreign Income	Foreign Credits
Bank Accounts					
BWAMI2496635 Bankwest CMC Markets Cash Account 249663-5					
31/07/2020	6.18	6.18			
31/08/2020	35.00	35.00			
30/09/2020	27.39	27.39			
30/10/2020	15.69	15.69			
30/11/2020	11.14	11.14			
31/12/2020	4.93	4.93			
29/01/2021	30.47	30.47			
12/02/2021	15.43	15.43			
	146.23	146.23			
CBA10329126 CBA Direct Investment Account 10329126					
01/07/2020	2.60	2.60			
01/08/2020	30.28	30.28			
01/09/2020	32.82	32.82			
01/10/2020	30.13	30.13			
01/11/2020	50.99	50.99			
01/12/2020	33.44	33.44			
01/01/2021	13.79	13.79			
01/02/2021	8.88	8.88			
01/03/2021	8.77	8.77			
22/04/2022	11:46:09				

Shimada Family Superannuation Fund
Interest Reconciliation Report

For The Period 01 July 2020 - 30 June 2021

Date	Payment Amount	Gross Interest	TFN Withheld	Foreign Income	Foreign Credits
01/04/2021	9.71	9.71			
01/05/2021	9.30	9.30			
01/06/2021	9.61	9.61			
	240.32	240.32			
	386.55	386.55			
Term Deposits					
CBA50216855 CBA Term Deposit 50216855					
30/06/2021	2,103.73	2,103.73			
	2,103.73	2,103.73			
CBA53575509 CBA Term Deposit 53575509					
30/06/2021	819.18	819.18			
	819.18	819.18			
	2,922.91	2,922.91			
TOTAL	3,309.46	3,309.46			

Tax Return Reconciliation

	Totals	Tax Return Label
Gross Interest	3,309.46	11C



VENDARA PTY LTD <SHIMADA FAMILY S/F A/C>
 76 TAMBOURINE BAY ROAD
 RIVERVIEW NSW 2066
 AUSTRALIA

Trading Account Statement

Period: 01/07/2020 - 30/06/2021

Trading Account Number: 377171

Date	Reference	Description	Debit	Credit	Balance
01/07/2020		Open Balance			27,547.87
01/07/2020	10382532	Wdl BWA 302-100 2496635 10601646		10,661.00	16,886.87
01/07/2020	10382536	Wdl BWA 302-100 2496635 10600237		16,886.87	0.00
02/07/2020	10666073	Bgght 7000 SCG @ 2.3199	16,255.37		16,255.37
02/07/2020	10666650	Bgght 6000 CQE @ 2.4608	14,779.58		31,034.95
06/07/2020	10433900	Wdl BWA 302-100 2496635 10666650		14,779.58	16,255.37
06/07/2020	10433905	Wdl BWA 302-100 2496635 10666073		16,255.37	0.00
06/07/2020	10686139	Sold 25000 MGW @ 0.5250		13,111.88	13,111.88Cr
06/07/2020	10691803	Sold 20000 MGW @ 0.5500		10,989.00	24,100.88Cr
06/07/2020	10697566	Sold 20000 MGW @ 0.6000		11,988.00	36,088.88Cr
07/07/2020	10702458	Bgght 8800 ASB @ 3.3700	29,685.66		6,403.22Cr
07/07/2020	10717422	Bgght 30000 MGW @ 0.5550	16,666.65		10,263.43
08/07/2020	8074614	Dep BWA 302-100 2496635 10686139	13,111.88		23,375.31
08/07/2020	8074618	Dep BWA 302-100 2496635 10697566	11,988.00		35,363.31
08/07/2020	8074622	Dep BWA 302-100 2496635 10691803	10,989.00		46,352.31
09/07/2020	10477193	Wdl BWA 302-100 2496635 10717422		16,666.65	29,685.66
09/07/2020	10477197	Wdl BWA 302-100 2496635 10702458		29,685.66	0.00
14/07/2020	10519597	BPAY: AS AT 13/07/2020		50,000.00	50,000.00Cr
14/07/2020	8113862	Dep BWA 302-100 2496635	50,000.00		0.00
14/07/2020	10790143	Bgght 56000 MGW @ 0.5350	29,989.96		29,989.96
14/07/2020	10790145	Bgght 38000 MGW @ 0.5350	20,350.33		50,340.29
16/07/2020	10555828	Wdl BWA 302-100 2496635 10790145		20,350.33	29,989.96
16/07/2020	10555832	Wdl BWA 302-100 2496635 10790143		29,989.96	0.00
21/07/2020	10870584	Sold 20000 MGW @ 0.6000		11,988.00	11,988.00Cr
22/07/2020	10890812	Sold 20000 MGW @ 0.6500		12,989.60	24,977.60Cr
23/07/2020	8182620	Dep BWA 302-100 2496635 10870584	11,988.00		12,989.60Cr
23/07/2020	10903793	Sold 13000 CQE @ 2.5300		32,863.69	45,853.29Cr
24/07/2020	8195357	Dep BWA 302-100 2496635 10890812	12,989.60		32,863.69Cr
24/07/2020	10926712	Bgght 843 CQE @ 2.4200	2,049.96		30,813.73Cr
24/07/2020	10928201	Bgght 40685 MGW @ 0.6300	25,652.05		5,161.68Cr
27/07/2020	8204423	Dep BWA 302-100 2496635 10903793	32,863.69		27,702.01
27/07/2020	10931584	Sold 85 GOLD @ 252.5600		21,450.43	6,251.58
27/07/2020	10933629	Sold 20000 MGW @ 0.6650		13,289.36	7,037.78Cr
27/07/2020	10934982	Bgght 4657 CQE @ 2.4298	11,316.53		4,278.75
27/07/2020	10935973	Bgght 10000 CQE @ 2.4300	24,319.44		28,598.19
27/07/2020	603801	JNL603801 Brokerage Rebate. Ref:10935973		11.00	28,587.19
27/07/2020	603802	JNL603802 Brokerage Rebate. Ref:10931584		11.00	28,576.19
27/07/2020	603803	JNL603803 Brokerage Rebate. Ref:10933629		10.64	28,565.55
27/07/2020	603804	JNL603804 Brokerage Rebate. Ref:10934982		0.78	28,564.77
28/07/2020	10664721	Wdl BWA 302-100 2496635 10926712		2,049.96	26,514.81
28/07/2020	10664725	Wdl BWA 302-100 2496635 10928201		25,652.05	862.76
28/07/2020	8215442	Dep BWA 302-100 2496635	33.42		896.18
28/07/2020	10948881	Sold 20000 MGW @ 0.8000		15,987.20	15,091.02Cr

While every effort has been made to provide you with an accurate transaction summary, we give no warranty of accuracy or reliability and take no responsibility for any errors or omissions including by negligence. You should confirm the information, holdings and valuations contained herein. All prices and values are denominated in AUD unless otherwise indicated. CMC Markets Stockbroking is the trading name of CMC Markets Stockbroking Limited (ABN 69 081 002 851, AFSL No. 246381), a Participant of the Australian Stock Exchange (ASX Group).



VENDARA PTY LTD <SHIMADA FAMILY S/F A/C>
 76 TAMBOURINE BAY ROAD
 RIVERVIEW NSW 2066
 AUSTRALIA

Trading Account Statement

Period: 01/07/2020 - 30/06/2021

Trading Account Number: 377171

Date	Reference	Description	Debit	Credit	Balance
28/07/2020	10951505	Sold 8800 ASB @ 3.3700		29,632.27	44,723.29Cr
28/07/2020	612976	JNL612976 Brokerage Rebate. Ref:10951505		11.00	44,734.29Cr
29/07/2020	8228745	Dep BWA 302-100 2496635 10931584	21,450.43		23,283.86Cr
29/07/2020	8228749	Dep BWA 302-100 2496635 10933629	13,289.36		9,994.50Cr
29/07/2020	8228753	Dep BWA 302-100 2496635	11.00		9,983.50Cr
29/07/2020	10681560	Wdl BWA 302-100 2496635 10934982		11,316.53	21,300.03Cr
29/07/2020	10681564	Wdl BWA 302-100 2496635 10935973		24,319.44	45,619.47Cr
30/07/2020	8242846	Dep BWA 302-100 2496635 10951505	29,632.27		15,987.20Cr
30/07/2020	8242850	Dep BWA 302-100 2496635 10948881	15,987.20		0.00
31/07/2020	10998604	Sold 64685 MGX @ 0.6550		42,334.79	42,334.79Cr
03/08/2020	11014529	Sold 20000 MGX @ 0.7150		14,288.56	56,623.35Cr
03/08/2020	11022852	Bght 25000 MGX @ 0.6800	17,017.00		39,606.35Cr
04/08/2020	8278867	Dep BWA 302-100 2496635 10998604	42,334.79		2,728.44
04/08/2020	636611	JNL636611 Broker Service Fee Reimbursement		2.01	2,726.43
04/08/2020	8292435	Dep BWA 302-100 2496635	2.01		2,728.44
04/08/2020	11041754	Sold 25000 MGX @ 0.7100		17,732.25	15,003.81Cr
05/08/2020	10760678	Wdl BWA 302-100 2496635 11022852		17,017.00	32,020.81Cr
05/08/2020	8335981	Dep BWA 302-100 2496635 11014529	14,288.56		17,732.25Cr
06/08/2020	8347654	Dep BWA 302-100 2496635 11041754	17,732.25		0.00
10/08/2020	11092627	Bght 62500 SKY @ 0.1600	10,010.00		10,010.00
10/08/2020	11094118	Bght 65200 SKY @ 0.1550	10,116.11		20,126.11
11/08/2020	11121913	Bght 30000 MGX @ 0.6800	20,420.41		40,546.52
12/08/2020	10828234	Wdl BWA 302-100 2496635 11092627		10,010.00	30,536.52
12/08/2020	10828238	Wdl BWA 302-100 2496635 11094118		10,116.11	20,420.41
12/08/2020	11135195	Bght 13000 CQE @ 2.4500	31,881.85		52,302.26
12/08/2020	11129298	Sold 15500 CQE @ 2.5000		38,719.00	13,583.26
13/08/2020	10843339	Wdl BWA 302-100 2496635 11121913		20,420.41	6,837.15Cr
13/08/2020	11146775	Sold 13000 CQE @ 2.5200		32,727.24	39,564.39Cr
14/08/2020	10860274	Wdl BWA 302-100 2496635 11135195		31,881.85	71,446.24Cr
14/08/2020	8418012	Dep BWA 302-100 2496635 11129298	38,719.00		32,727.24Cr
17/08/2020	8430769	Dep BWA 302-100 2496635 11146775	32,727.24		0.00
18/08/2020	11211598	Sold 19867 MHH @ 1.4900		29,578.15	29,578.15Cr
19/08/2020	11215807	Sold 1000 9434:JP @ 19.4855		19,370.53	48,948.68Cr
20/08/2020	8463358	Dep BWA 302-100 2496635 11211598	29,578.15		19,370.53Cr
21/08/2020	8483960	Dep BWA 302-100 2496635 11215807	19,370.53		0.00
24/08/2020	11271828	Bght 18000 MGX @ 0.6000	10,809.90		10,809.90
24/08/2020	11275424	Bght 5000 SCG @ 2.0500	10,259.90		21,069.80
24/08/2020	11287195	Sold 100000 SKY @ 0.1300		12,987.00	8,082.80
25/08/2020	11291874	Sold 20000 MHH @ 1.5200		30,375.68	22,292.88Cr
25/08/2020	11297706	Bght 10000 PIA @ 1.1400	11,409.90		10,882.98Cr
26/08/2020	10990527	Wdl BWA 302-100 2496635 11275424		10,259.90	21,142.88Cr
26/08/2020	10990531	Wdl BWA 302-100 2496635 11271828		10,809.90	31,952.78Cr

While every effort has been made to provide you with an accurate transaction summary, we give no warranty of accuracy or reliability and take no responsibility for any errors or omissions including by negligence. You should confirm the information, holdings and valuations contained herein. All prices and values are denominated in AUD unless otherwise indicated. CMC Markets Stockbroking is the trading name of CMC Markets Stockbroking Limited (ABN 69 081 002 851, AFSL No. 246381), a Participant of the Australian Stock Exchange (ASX Group).



VENDARA PTY LTD <SHIMADA FAMILY S/F A/C>
 76 TAMBOURINE BAY ROAD
 RIVERVIEW NSW 2066
 AUSTRALIA

Trading Account Statement

Period: 01/07/2020 - 30/06/2021

Trading Account Number: 377171

Date	Reference	Description	Debit	Credit	Balance
26/08/2020	8510760	Dep BWA 302-100 2496635 11287195	12,987.00		18,965.78Cr
27/08/2020	11008695	Wdl BWA 302-100 2496635 11297706		11,409.90	30,375.68Cr
27/08/2020	8523836	Dep BWA 302-100 2496635 11291874	30,375.68		0.00
27/08/2020	11335869	Sold 6018 MHH @ 1.5500		9,318.00	9,318.00Cr
27/08/2020	11346481	Bght 10000 PIA @ 1.1700	11,709.90		2,391.90
28/08/2020	11365561	Bght 10000 WLE @ 1.1650	11,659.90		14,051.80
31/08/2020	11047929	Wdl BWA 302-100 2496635 11346481		11,709.90	2,341.90
31/08/2020	8550575	Dep BWA 302-100 2496635 11335869	9,318.00		11,659.90
31/08/2020	11379482	Bght 10000 WLE @ 1.1600	11,609.90		23,269.80
31/08/2020	11381343	Sold 20000 MGW @ 0.6000		11,990.10	11,279.70
31/08/2020	11386874	Bght 10000 PAI @ 1.1200	11,209.90		22,489.60
31/08/2020	11395563	Bght 150 ROBO @ 67.9600	10,203.90		32,693.50
01/09/2020	11067843	Wdl BWA 302-100 2496635 11365561		11,659.90	21,033.60
01/09/2020	11415496	Sold 10000 MGW @ 0.6200		6,190.10	14,843.50
01/09/2020	11417949	Sold 27700 SKY @ 0.1350		3,729.60	11,113.90
02/09/2020	11086260	Wdl BWA 302-100 2496635 11395563		10,203.90	910.00
02/09/2020	11086264	Wdl BWA 302-100 2496635 11386874		11,209.90	10,299.90Cr
02/09/2020	11086268	Wdl BWA 302-100 2496635 11379482		11,609.90	21,909.80Cr
02/09/2020	8572348	Dep BWA 302-100 2496635 11381343	11,990.10		9,919.70Cr
03/09/2020	8584719	Dep BWA 302-100 2496635 11415496	6,190.10		3,729.60Cr
03/09/2020	8584723	Dep BWA 302-100 2496635 11417949	3,729.60		0.00
03/09/2020	11444533	Bght 10000 PIA @ 1.1500	11,511.50		11,511.50
03/09/2020	11444661	Bght 10000 WLE @ 1.1600	11,611.61		23,123.11
03/09/2020	11447245	Sold 12000 SCG @ 2.3000		27,577.92	4,454.81Cr
03/09/2020	11451812	Bght 600 8316:JP @ 40.6683	24,400.98		19,946.17
03/09/2020	11455970	Bght 600 8316:JP @ 40.4701	24,282.06		44,228.23
03/09/2020	11457035	Bght 10000 PAI @ 1.1100	11,111.10		55,339.33
07/09/2020	11149573	Wdl BWA 302-100 2496635 11457035		11,111.10	44,228.23
07/09/2020	11149577	Wdl BWA 302-100 2496635 11444533		11,511.50	32,716.73
07/09/2020	11149581	Wdl BWA 302-100 2496635 11444661		11,611.61	21,105.12
07/09/2020	11149585	Wdl BWA 302-100 2496635 11455970		24,282.06	3,176.94Cr
07/09/2020	11149589	Wdl BWA 302-100 2496635 11451812		24,400.98	27,577.92Cr
07/09/2020	8641665	Dep BWA 302-100 2496635 11447245	27,577.92		0.00
07/09/2020	11485437	Bght 18000 MGW @ 0.5800	10,450.44		10,450.44
07/09/2020	11492685	Bght 15000 MGW @ 0.5650	8,484.90		18,935.34
09/09/2020	11186419	Wdl BWA 302-100 2496635 11492685		8,484.90	10,450.44
09/09/2020	11186423	Wdl BWA 302-100 2496635 11485437		10,450.44	0.00
09/09/2020	11520180	Sold 5000 SCG @ 2.2200		11,090.10	11,090.10Cr
10/09/2020	11543077	Bght 6500 SCG @ 2.1800	14,184.17		3,094.07
10/09/2020	11550614	Sold 18000 MGW @ 0.6350		11,420.10	8,326.03Cr
11/09/2020	8685053	Dep BWA 302-100 2496635 11520180	11,090.10		2,764.07
11/09/2020	11557134	Bght 18000 MGW @ 0.6200	11,169.90		13,933.97
11/09/2020	11562102	Bght 17000 MGW @ 0.5950	10,124.90		24,058.87

While every effort has been made to provide you with an accurate transaction summary, we give no warranty of accuracy or reliability and take no responsibility for any errors or omissions including by negligence. You should confirm the information, holdings and valuations contained herein. All prices and values are denominated in AUD unless otherwise indicated. CMC Markets Stockbroking is the trading name of CMC Markets Stockbroking Limited (ABN 69 081 002 851, AFSL No. 246381), a Participant of the Australian Stock Exchange (ASX Group).



VENDARA PTY LTD <SHIMADA FAMILY S/F A/C>
 76 TAMBOURINE BAY ROAD
 RIVERVIEW NSW 2066
 AUSTRALIA

Trading Account Statement

Period: 01/07/2020 - 30/06/2021

Trading Account Number: 377171

Date	Reference	Description	Debit	Credit	Balance
14/09/2020	11239050	Wdl BWA 302-100 2496635 11543077		14,184.17	9,874.70
14/09/2020	8696383	Dep BWA 302-100 2496635 11550614	11,420.10		21,294.80
14/09/2020	11580418	Bght 20000 MHH @ 1.4867	29,757.53		51,052.33
15/09/2020	11255425	Wdl BWA 302-100 2496635 11562102		10,124.90	40,927.43
15/09/2020	11255429	Wdl BWA 302-100 2496635 11557134		11,169.90	29,757.53
15/09/2020	11592228	Sold 17000 MGW @ 0.6300		10,700.10	19,057.43
15/09/2020	11603253	Bght 20000 MGW @ 0.6000	12,009.90		31,067.33
16/09/2020	11270083	Wdl BWA 302-100 2496635 11580418		29,757.53	1,309.80
16/09/2020	11610726	Sold 6500 SCG @ 2.2500		14,613.30	13,303.50Cr
17/09/2020	11284580	Wdl BWA 302-100 2496635 11603253		12,009.90	25,313.40Cr
17/09/2020	8727708	Dep BWA 302-100 2496635 11592228	10,700.10		14,613.30Cr
17/09/2020	11630445	Bght 10000 MHH @ 1.4850	14,861.88		248.58
18/09/2020	8737412	Dep BWA 302-100 2496635 11610726	14,613.30		14,861.88
21/09/2020	11311766	BPAY: AS AT 18/09/2020		30,000.00	15,138.12Cr
21/09/2020	11314113	Wdl BWA 302-100 2496635 11630445		14,861.88	30,000.00Cr
21/09/2020	8747014	Dep BWA 302-100 2496635	30,000.00		0.00
22/09/2020	11665232	Bght 40 VUG:US @ 302.4348	12,097.39		12,097.39
22/09/2020	11677640	Sold 30000 PIA @ 1.1850		35,521.56	23,424.17Cr
23/09/2020	11342305	Wdl BWA 302-100 2496635 11665232		12,097.39	35,521.56Cr
24/09/2020	8773374	Dep BWA 302-100 2496635 11677640	35,521.56		0.00
24/09/2020	11703904	Sold 1200 8316:JP @ 40.8463		49,015.56	49,015.56Cr
24/09/2020	11707002	Bght 30000 PIA @ 1.1850	35,578.44		13,437.12Cr
24/09/2020	11705790	Sold 40000 WLE @ 1.2000		47,961.60	61,398.72Cr
28/09/2020	11728270	Sold 40 VUG:US @ 311.7290		12,468.87	73,867.59Cr
28/09/2020	11386905	Wdl BWA 302-100 2496635 11707002		35,578.44	109,446.03Cr
28/09/2020	8793566	Dep BWA 302-100 2496635 11705790	47,961.60		61,484.43Cr
28/09/2020	11730579	Bght 2700 8515:JP @ 3.7143	10,028.61		51,455.82Cr
28/09/2020	8799587	Dep BWA 302-100 2496635 11703904	49,015.56		2,440.26Cr
28/09/2020	11732133	Bght 20000 MGW @ 0.5400	10,809.90		8,369.64
28/09/2020	14488	Bght Fund Code BAE02	12,029.95		20,399.59
28/09/2020	11733002	Sold 30000 PIA @ 1.2000		35,971.20	15,571.61Cr
28/09/2020	11399213	Wdl BWA 302-100 2496635 14488(MF)		12,029.95	27,601.56Cr
29/09/2020	11746929	Bght 30000 PIA @ 1.1900	35,728.56		8,127.00
29/09/2020	8808563	Dep BWA 302-100 2496635 11728270	12,468.87		20,595.87
29/09/2020	11752195	Bght 200 VESG @ 59.1800	11,845.90		32,441.77
29/09/2020	11755715	Sold 150 ROBO @ 70.0000		10,490.10	21,951.67
29/09/2020	11756342	Bght 5000 MICH @ 2.7700	13,860.38		35,812.05
30/09/2020	11414542	Wdl BWA 302-100 2496635 11730579		10,028.61	25,783.44
30/09/2020	11414545	Wdl BWA 302-100 2496635 11732133		10,809.90	14,973.54
30/09/2020	8811989	Dep BWA 302-100 2496635 11733002	35,971.20		50,944.74
30/09/2020	11772868	Bght 150 ROBO @ 69.1500	10,382.40		61,327.14
01/10/2020	11428361	Wdl BWA 302-100 2496635 11746929		35,728.56	25,598.58
01/10/2020	11428365	Wdl BWA 302-100 2496635 11752195		11,845.90	13,752.68

While every effort has been made to provide you with an accurate transaction summary, we give no warranty of accuracy or reliability and take no responsibility for any errors or omissions including by negligence. You should confirm the information, holdings and valuations contained herein. All prices and values are denominated in AUD unless otherwise indicated. CMC Markets Stockbroking is the trading name of CMC Markets Stockbroking Limited (ABN 69 081 002 851, AFSL No. 246381), a Participant of the Australian Stock Exchange (ASX Group).



VENDARA PTY LTD <SHIMADA FAMILY S/F A/C>
 76 TAMBOURINE BAY ROAD
 RIVERVIEW NSW 2066
 AUSTRALIA

Trading Account Statement

Period: 01/07/2020 - 30/06/2021

Trading Account Number: 377171

Date	Reference	Description	Debit	Credit	Balance
01/10/2020	11428369	Wdl BWA 302-100 2496635 11756342		13,860.38	107.70Cr
01/10/2020	8822195	Dep BWA 302-100 2496635 11755715	10,490.10		10,382.40
01/10/2020	11776113	Bght 200 VAS @ 74.7900	14,969.22		25,351.62
01/10/2020	11783310	Sold 20000 PAI @ 1.1250		22,482.00	2,869.62
02/10/2020	11444400	Wdl BWA 302-100 2496635 11772868		10,382.40	7,512.78Cr
02/10/2020	731407	JNL731407 VUG:US Intl Div Ex:25/09/20		15.84	7,528.62Cr
05/10/2020	11467352	Wdl BWA 302-100 2496635 11776113		14,969.22	22,497.84Cr
05/10/2020	8840655	Dep BWA 302-100 2496635 11783310	22,482.00		15.84Cr
05/10/2020	8840659	Dep BWA 302-100 2496635	15.84		0.00
05/10/2020	11475215	Wdl BWA 302-100 2496635 TRANSFER TO NOM AC		125,800.00	125,800.00Cr
05/10/2020	8845851	DE: 062-192 10329126	125,800.00		0.00
05/10/2020	11805921	Sold 150 ROBO @ 70.1800		10,517.10	10,517.10Cr
07/10/2020	8894139	Dep BWA 302-100 2496635 11805921	10,517.10		0.00
08/10/2020	11845323	Sold 200 VAS @ 77.3900		15,466.39	15,466.39Cr
08/10/2020	11846421	Sold 20000 MGW @ 0.5600		11,190.10	26,656.49Cr
12/10/2020	8923348	Dep BWA 302-100 2496635 11845323	15,466.39		11,190.10Cr
12/10/2020	8923352	Dep BWA 302-100 2496635 11846421	11,190.10		0.00
14/10/2020	11914055	Bght 20000 MGW @ 0.5800	11,609.90		11,609.90
16/10/2020	11594136	Wdl BWA 302-100 2496635 11914055		11,609.90	0.00
20/10/2020	11987623	Sold 2700 8515:JP @ 3.8164		10,304.28	10,304.28Cr
20/10/2020	11987718	Sold 30000 MHH @ 1.5400		46,165.35	56,469.63Cr
20/10/2020	11993132	Sold 200 VESG @ 60.5518		12,100.45	68,570.08Cr
21/10/2020	11999339	Sold 5000 MICH @ 2.8200		14,089.43	82,659.51Cr
21/10/2020	12011070	Bght 10000 PIA @ 1.1500	11,509.90		71,149.61Cr
22/10/2020	9010767	Dep BWA 302-100 2496635 11987718	46,165.35		24,984.26Cr
22/10/2020	9010771	Dep BWA 302-100 2496635 11993132	12,100.45		12,883.81Cr
22/10/2020	9017322	Dep BWA 302-100 2496635 11987623	10,304.28		2,579.53Cr
22/10/2020	12026007	Sold 30000 PIA @ 1.2000		35,972.99	38,552.52Cr
22/10/2020	12026998	Sold 10000 PIA @ 1.2050		12,040.10	50,592.62Cr
23/10/2020	11672281	Wdl BWA 302-100 2496635 12011070		11,509.90	62,102.52Cr
23/10/2020	9021017	Dep BWA 302-100 2496635 11999339	14,089.43		48,013.09Cr
26/10/2020	9030910	Dep BWA 302-100 2496635 12026007	35,972.99		12,040.10Cr
26/10/2020	9030914	Dep BWA 302-100 2496635 12026998	12,040.10		0.00
27/10/2020	12067756	Bght 5000 MICH @ 2.7800	13,910.43		13,910.43
29/10/2020	11745843	Wdl BWA 302-100 2496635 12067756		13,910.43	0.00
30/10/2020	12124594	Bght 2000 HACK @ 7.3500	14,711.02		14,711.02
03/11/2020	11795277	Wdl BWA 302-100 2496635 12124594		14,711.02	0.00
04/11/2020	12165401	Bght 800 ANZ @ 19.5100	15,623.61		15,623.61
04/11/2020	12165470	Bght 260 VESG @ 58.4200	15,200.60		30,824.21
06/11/2020	11835236	Wdl BWA 302-100 2496635 12165470		15,200.60	15,623.61
06/11/2020	11835242	Wdl BWA 302-100 2496635 12165401		15,623.61	0.00
10/11/2020	12225545	Bght 2000 HACK @ 7.6000	15,215.20		15,215.20

While every effort has been made to provide you with an accurate transaction summary, we give no warranty of accuracy or reliability and take no responsibility for any errors or omissions including by negligence. You should confirm the information, holdings and valuations contained herein. All prices and values are denominated in AUD unless otherwise indicated. CMC Markets Stockbroking is the trading name of CMC Markets Stockbroking Limited (ABN 69 081 002 851, AFSL No. 246381), a Participant of the Australian Stock Exchange (ASX Group).



VENDARA PTY LTD <SHIMADA FAMILY S/F A/C>
 76 TAMBOURINE BAY ROAD
 RIVERVIEW NSW 2066
 AUSTRALIA

Trading Account Statement

Period: 01/07/2020 - 30/06/2021

Trading Account Number: 377171

Date	Reference	Description	Debit	Credit	Balance
10/11/2020	12225604	Bght 245 VESG @ 61.0900	14,982.02		30,197.22
10/11/2020	12247784	Bght 3500 HM1 @ 4.4200	15,485.47		45,682.69
10/11/2020	12249214	Bght 15000 PIA @ 1.3150	19,744.72		65,427.41
11/11/2020	12266410	Sold 800 ANZ @ 20.5500		16,423.55	49,003.86
12/11/2020	11890542	Wdl BWA 302-100 2496635 12225604		14,982.02	34,021.84
12/11/2020	11890546	Wdl BWA 302-100 2496635 12225545		15,215.20	18,806.64
12/11/2020	11890550	Wdl BWA 302-100 2496635 12247784		15,485.47	3,321.17
12/11/2020	11890554	Wdl BWA 302-100 2496635 12249214		19,744.72	16,423.55Cr
13/11/2020	9209067	Dep BWA 302-100 2496635 12266410	16,423.55		0.00
13/11/2020	12295066	Sold 3500 HM1 @ 4.6900		16,398.59	16,398.59Cr
16/11/2020	12309297	Sold 4000 HACK @ 7.6800		30,689.28	47,087.87Cr
17/11/2020	9231022	Dep BWA 302-100 2496635 12295066	16,398.59		30,689.28Cr
17/11/2020	12315864	Bght 200 VAS @ 83.3800	16,692.68		13,996.60Cr
17/11/2020	12323001	Bght 3000 HACK @ 7.6700	23,033.01		9,036.41
17/11/2020	12326486	Bght 200 VAS @ 83.0000	16,613.28		25,649.69
18/11/2020	9239218	Dep BWA 302-100 2496635 12309297	30,689.28		56,338.97
19/11/2020	11965624	Wdl BWA 302-100 2496635 12326486		16,613.28	39,725.69
19/11/2020	11965628	Wdl BWA 302-100 2496635 12315864		16,692.68	23,033.01
19/11/2020	11965632	Wdl BWA 302-100 2496635 12323001		23,033.01	0.00
24/11/2020	12412292	Bght 735 NDQ @ 27.0800	19,919.73		19,919.73
25/11/2020	12032550	BPAY: AS AT 24/11/2020		50,000.00	30,080.27Cr
25/11/2020	9293313	Dep BWA 302-100 2496635	50,000.00		19,919.73
25/11/2020	12437187	Bght 300 VAS @ 85.6500	25,715.56		45,635.29
26/11/2020	12053225	Wdl BWA 302-100 2496635 12412292		19,919.73	25,715.56
26/11/2020	12471755	Bght 650 ANZ @ 23.4000	15,222.17		40,937.73
27/11/2020	12071649	Wdl BWA 302-100 2496635 12437187		25,715.56	15,222.17
27/11/2020	12481968	Bght 1640 TWE @ 10.3500	16,987.57		32,209.74
30/11/2020	12092877	Wdl BWA 302-100 2496635 12471755		15,222.17	16,987.57
01/12/2020	12110393	Wdl BWA 302-100 2496635 12481968		16,987.57	0.00
01/12/2020	12516360	Sold 3000 HACK @ 8.0200		24,040.75	24,040.75Cr
01/12/2020	12529257	Sold 505 VESG @ 62.0600		31,315.23	55,355.98Cr
02/12/2020	12531806	Bght 200 ARKK:US @ 153.8059	30,761.18		24,594.80Cr
03/12/2020	9364430	Dep BWA 302-100 2496635 12529257	31,315.23		6,720.43
03/12/2020	9364434	Dep BWA 302-100 2496635 12516360	24,040.75		30,761.18
03/12/2020	12146164	Wdl BWA 302-100 2496635 12531806		30,761.18	0.00
03/12/2020	12563305	Bght 310 VEU @ 76.9000	23,862.84		23,862.84
04/12/2020	12157398	BPAY: AS AT 03/12/2020		30,000.00	6,137.16Cr
04/12/2020	9374318	Dep BWA 302-100 2496635	30,000.00		23,862.84
07/12/2020	12176478	Wdl BWA 302-100 2496635 12563305		23,862.84	0.00
07/12/2020	795815	JNL795815 Broker Service Fee Reimbursement		3.22	3.22Cr
07/12/2020	9409451	Dep BWA 302-100 2496635	3.22		0.00
07/12/2020	12585164	Bght 1000 ETHI @ 10.9300	10,940.93		10,940.93
09/12/2020	12210093	Wdl BWA 302-100 2496635 12585164		10,940.93	0.00

While every effort has been made to provide you with an accurate transaction summary, we give no warranty of accuracy or reliability and take no responsibility for any errors or omissions including by negligence. You should confirm the information, holdings and valuations contained herein. All prices and values are denominated in AUD unless otherwise indicated. CMC Markets Stockbroking is the trading name of CMC Markets Stockbroking Limited (ABN 69 081 002 851, AFSL No. 246381), a Participant of the Australian Stock Exchange (ASX Group).



VENDARA PTY LTD <SHIMADA FAMILY S/F A/C>
 76 TAMBOURINE BAY ROAD
 RIVERVIEW NSW 2066
 AUSTRALIA

Trading Account Statement

Period: 01/07/2020 - 30/06/2021

Trading Account Number: 377171

Date	Reference	Description	Debit	Credit	Balance
10/12/2020	12224716	BPAY: AS AT 09/12/2020		50,000.00	50,000.00Cr
10/12/2020	9457214	Dep BWA 302-100 2496635	50,000.00		0.00
10/12/2020	12647856	Sold 600 WGB @ 2.3000		1,370.10	1,370.10Cr
11/12/2020	12677698	Bght 300 8316:JP @ 39.5498	11,864.94		10,494.84
14/12/2020	9480191	Dep BWA 302-100 2496635 12647856	1,370.10		11,864.94
15/12/2020	12279564	Wdl BWA 302-100 2496635 12677698		11,864.94	0.00
17/12/2020	12741598	Bght 30000 MGW @ 0.3750	11,261.25		11,261.25
18/12/2020	12761532	Sold 3158 MICH @ 2.8500		8,990.40	2,270.85
21/12/2020	12341669	Wdl BWA 302-100 2496635 12741598		11,261.25	8,990.40Cr
21/12/2020	12777167	Bght 150 VAS @ 84.9000	12,747.74		3,757.34
21/12/2020	12780289	Bght 400 8316:JP @ 40.9497	16,379.88		20,137.22
22/12/2020	9551466	Dep BWA 302-100 2496635 12761532	8,990.40		29,127.62
22/12/2020	12790073	Bght 2000 HACK @ 8.8700	17,757.74		46,885.36
23/12/2020	12374792	Wdl BWA 302-100 2496635 12777167		12,747.74	34,137.62
23/12/2020	12374811	Wdl BWA 302-100 2496635 12780289		16,379.88	17,757.74
23/12/2020	12805224	Bght 25000 MGW @ 0.3450	8,634.90		26,392.64
24/12/2020	12390808	Wdl BWA 302-100 2496635 12790073		17,757.74	8,634.90
29/12/2020	12402785	Wdl BWA 302-100 2496635 12805224		8,634.90	0.00
30/12/2020	12413993	BPAY: AS AT 29/12/2020		50,000.00	50,000.00Cr
30/12/2020	12413994	BPAY: AS AT 29/12/2020		50,000.00	100,000.00Cr
30/12/2020	9586524	Dep BWA 302-100 2496635	100,000.00		0.00
04/01/2021	12863623	Sold 1000 ETHI @ 10.9500		10,939.05	10,939.05Cr
04/01/2021	12865605	Sold 25000 MGW @ 0.3750		9,365.10	20,304.15Cr
04/01/2021	821181	JNL821181 Broker Service Fee Reimbursement		3.87	20,308.02Cr
04/01/2021	9628987	Dep BWA 302-100 2496635	3.87		20,304.15Cr
05/01/2021	12883034	Sold 40000 MGW @ 0.3750		14,985.00	35,289.15Cr
05/01/2021	12883748	Sold 30000 MGW @ 0.3750		11,238.75	46,527.90Cr
05/01/2021	12884536	Sold 735 NDQ @ 27.4000		20,118.86	66,646.76Cr
05/01/2021	12884899	Sold 10000 MGW @ 0.3750		3,740.10	70,386.86Cr
05/01/2021	12885310	Sold 850 VAS @ 85.0000		72,177.75	142,564.61Cr
05/01/2021	12886286	Sold 15000 PIA @ 1.3200		19,780.20	162,344.81Cr
06/01/2021	9660616	Dep BWA 302-100 2496635 12863623	10,939.05		151,405.76Cr
06/01/2021	9660620	Dep BWA 302-100 2496635 12865605	9,365.10		142,040.66Cr
07/01/2021	9668621	Dep BWA 302-100 2496635 12885310	72,177.75		69,862.91Cr
07/01/2021	9668625	Dep BWA 302-100 2496635 12884536	20,118.86		49,744.05Cr
07/01/2021	9668630	Dep BWA 302-100 2496635 12886286	19,780.20		29,963.85Cr
07/01/2021	9668634	Dep BWA 302-100 2496635 12883034	14,985.00		14,978.85Cr
07/01/2021	9668638	Dep BWA 302-100 2496635 12883748	11,238.75		3,740.10Cr
07/01/2021	9668642	Dep BWA 302-100 2496635 12884899	3,740.10		0.00
07/01/2021	12922468	Bght 1200 TWE @ 9.2000	11,051.04		11,051.04
07/01/2021	12933633	Sold 700 8316:JP @ 42.9954		30,096.78	19,045.74Cr
08/01/2021	12937418	Bght 128 ARKG:US @ 132.0273	16,899.49		2,146.25Cr
08/01/2021	12937830	Bght 150 VFH:US @ 99.3094	14,896.41		12,750.16

While every effort has been made to provide you with an accurate transaction summary, we give no warranty of accuracy or reliability and take no responsibility for any errors or omissions including by negligence. You should confirm the information, holdings and valuations contained herein. All prices and values are denominated in AUD unless otherwise indicated. CMC Markets Stockbroking is the trading name of CMC Markets Stockbroking Limited (ABN 69 081 002 851, AFSL No. 246381), a Participant of the Australian Stock Exchange (ASX Group).



VENDARA PTY LTD <SHIMADA FAMILY S/F A/C>
 76 TAMBOURINE BAY ROAD
 RIVERVIEW NSW 2066
 AUSTRALIA

Trading Account Statement

Period: 01/07/2020 - 30/06/2021

Trading Account Number: 377171

Date	Reference	Description	Debit	Credit	Balance
11/01/2021	12956708	Sold 128 ARKG:US @ 134.2268		17,180.63	4,430.47Cr
11/01/2021	12956714	Sold 200 ARKK:US @ 181.6147		36,322.10	40,752.57Cr
11/01/2021	12520582	Wdl BWA 302-100 2496635 12922468		11,051.04	51,803.61Cr
11/01/2021	12520586	Wdl BWA 302-100 2496635 12937830		14,896.41	66,700.02Cr
11/01/2021	12520590	Wdl BWA 302-100 2496635 12937418		16,899.49	83,599.51Cr
11/01/2021	12964772	Sold 310 VEU @ 78.6000		24,346.51	107,946.02Cr
12/01/2021	12980652	Sold 650 ANZ @ 23.9000		15,522.57	123,468.59Cr
12/01/2021	9710865	Dep BWA 302-100 2496635 12956714	36,322.10		87,146.49Cr
12/01/2021	9710878	Dep BWA 302-100 2496635 12933633	30,096.78		57,049.71Cr
12/01/2021	9710884	Dep BWA 302-100 2496635 12956708	17,180.63		39,869.08Cr
12/01/2021	12987708	Bght 30000 MGV @ 0.3600	10,809.90		29,059.18Cr
12/01/2021	15575	Sold Fund Code BAE02		13,082.44	42,141.62Cr
12/01/2021	9711864	Dep BWA 302-100 2496635 15575(MF)	13,082.44		29,059.18Cr
13/01/2021	9716091	Dep BWA 302-100 2496635 12964772	24,346.51		4,712.67Cr
13/01/2021	12999458	Bght 85000 MGV @ 0.3700	31,475.16		26,762.49
13/01/2021	12999462	Bght 30000 MGV @ 0.3700	11,109.90		37,872.39
14/01/2021	12577114	Wdl BWA 302-100 2496635 12987708		10,809.90	27,062.49
14/01/2021	9731450	Dep BWA 302-100 2496635 12980652	15,522.57		42,585.06
15/01/2021	12588850	Wdl BWA 302-100 2496635 12999462		11,109.90	31,475.16
15/01/2021	12588872	Wdl BWA 302-100 2496635 12999458		31,475.16	0.00
15/01/2021	13047937	Sold 30000 MGV @ 0.3900		11,690.10	11,690.10Cr
19/01/2021	9767145	Dep BWA 302-100 2496635 13047937	11,690.10		0.00
20/01/2021	844493	JNL844493 ARKK:US Intl Div Ex:29/12/20		107.86	107.86Cr
20/01/2021	844556	JNL844556 ARKK:US Intl Div Ex:29/12/20		421.44	529.30Cr
20/01/2021	9782345	Dep BWA 302-100 2496635	529.30		0.00
29/01/2021	13255978	Bght 25 SOXX:US @ 526.2820	13,157.05		13,157.05
29/01/2021	13258976	Sold 2840 TWE @ 10.3400		29,342.10	16,185.05Cr
29/01/2021	13271246	Bght 30000 MGV @ 0.3600	10,809.90		5,375.15Cr
29/01/2021	13274318	Bght 30000 MGV @ 0.3550	10,659.90		5,284.75
01/02/2021	13283997	Bght 45 SMH:US @ 298.1544	13,416.95		18,701.70
01/02/2021	12785889	Wdl BWA 302-100 2496635 13255978		13,157.05	5,544.65
01/02/2021	858441	JNL858441 Broker Service Fee Reimbursement		20.31	5,524.34
01/02/2021	9905323	Dep BWA 302-100 2496635	20.31		5,544.65
02/02/2021	12819917	Wdl BWA 302-100 2496635 13274318		10,659.90	5,115.25Cr
02/02/2021	12819954	Wdl BWA 302-100 2496635 13271246		10,809.90	15,925.15Cr
02/02/2021	12819966	Wdl BWA 302-100 2496635 13283997		13,416.95	29,342.10Cr
02/02/2021	9936574	Dep BWA 302-100 2496635 13258976	29,342.10		0.00
03/02/2021	13336987	Bght 100 ARKK:US @ 195.4805	19,548.05		19,548.05
03/02/2021	13337000	Sold 45 SMH:US @ 312.4389		14,059.43	5,488.62
03/02/2021	13337025	Bght 100 ARKG:US @ 143.8066	14,380.66		19,869.28
03/02/2021	13337689	Sold 2000 HACK @ 9.1000		18,185.44	1,683.84
03/02/2021	13349457	Bght 500 NDQ @ 29.3500	14,689.67		16,373.51

While every effort has been made to provide you with an accurate transaction summary, we give no warranty of accuracy or reliability and take no responsibility for any errors or omissions including by negligence. You should confirm the information, holdings and valuations contained herein. All prices and values are denominated in AUD unless otherwise indicated. CMC Markets Stockbroking is the trading name of CMC Markets Stockbroking Limited (ABN 69 081 002 851, AFSL No. 246381), a Participant of the Australian Stock Exchange (ASX Group).



VENDARA PTY LTD <SHIMADA FAMILY S/F A/C>
 76 TAMBOURINE BAY ROAD
 RIVERVIEW NSW 2066
 AUSTRALIA

Trading Account Statement

Period: 01/07/2020 - 30/06/2021

Trading Account Number: 377171

Date	Reference	Description	Debit	Credit	Balance
03/02/2021	13353549	Bght 1224 CQE @ 3.1000	3,804.30		20,177.81
04/02/2021	12878028	Wdl BWA 302-100 2496635 13337025		14,380.66	5,797.15
04/02/2021	12878032	Wdl BWA 302-100 2496635 13336987		19,548.05	13,750.90Cr
04/02/2021	9973810	Dep BWA 302-100 2496635 13337000	14,059.43		308.53
04/02/2021	13369544	Bght 3776 CQE @ 3.1000	11,711.20		12,019.73
04/02/2021	13372704	Bght 350 NDQ @ 29.0600	10,181.18		22,200.91
05/02/2021	12898963	Wdl BWA 302-100 2496635 13353549		3,804.30	18,396.61
05/02/2021	12898983	Wdl BWA 302-100 2496635 13349457		14,689.67	3,706.94
05/02/2021	9983947	Dep BWA 302-100 2496635 13337689	18,185.44		21,892.38
08/02/2021	12922825	Wdl BWA 302-100 2496635 13372704		10,181.18	11,711.20
08/02/2021	12922829	Wdl BWA 302-100 2496635 13369544		11,711.20	0.00
09/02/2021	13426244	Sold 150 VFH:US @ 100.1928		15,028.57	15,028.57Cr
09/02/2021	13445267	Bght 4000 CQE @ 2.9600	11,851.84		3,176.73Cr
10/02/2021	10047901	Dep BWA 302-100 2496635 13426244	15,028.57		11,851.84
11/02/2021	13471999	Bght 80 ARKK:US @ 201.4783	16,118.26		27,970.10
11/02/2021	13472067	Bght 200 ARKF:US @ 78.9631	15,792.62		43,762.72
11/02/2021	13014386	Wdl BWA 302-100 2496635 13445267		11,851.84	31,910.88
11/02/2021	13474346	Bght 10000 PAI @ 1.3500	13,510.80		45,421.68
11/02/2021	913919	JNL913919 BANKWEST A/C CLOSURE 11/02/2021	259,990.30		305,411.98
11/02/2021	913919	JNL913919 FUNDS TO ANZ MMKT A/C 11/02/2021		259,990.30	45,421.68
11/02/2021	13062865	Wdl BWA 302-100 2496635		259,990.30	214,568.62Cr
11/02/2021	10081394	Dep ANZA CASH ACTIVE 014-936 111691060	259,990.30		45,421.68
11/02/2021	13489960	Bght 30000 MGW @ 0.3500	10,510.51		55,932.19
12/02/2021	13085395	Wdl ANZA CASH ACTIVE 014-936 111691060 13472067		15,792.62	40,139.57
12/02/2021	13085396	Wdl ANZA CASH ACTIVE 014-936 111691060 13471999		16,118.26	24,021.31
15/02/2021	13104713	Wdl ANZA CASH ACTIVE 014-936 111691060 13489960		10,510.51	13,510.80
15/02/2021	13104714	Wdl ANZA CASH ACTIVE 014-936 111691060 13474346		13,510.80	0.00
17/02/2021	13567220	Bght 570 GILT:US @ 26.7922	15,271.55		15,271.55
17/02/2021	13567882	Bght 615 HOL:US @ 25.5270	15,699.11		30,970.66
17/02/2021	13584901	Sold 850 NDQ @ 29.3400		24,919.05	6,051.61
17/02/2021	13586070	Sold 10000 PAI @ 1.3750		13,739.00	7,687.39Cr
17/02/2021	13583549	Sold 2864 CQE @ 3.1000		8,868.50	16,555.89Cr
18/02/2021	13163624	Wdl ANZA CASH ACTIVE 014-936 111691060 13567220		15,271.55	31,827.44Cr
18/02/2021	13163625	Wdl ANZA CASH ACTIVE 014-936 111691060 13567882		15,699.11	47,526.55Cr
18/02/2021	13605208	Sold 646 CQE @ 3.1000		2,002.60	49,529.15Cr
19/02/2021	10162451	Dep ANZA CASH ACTIVE 014-936 111691060 13584901	24,919.05		24,610.10Cr
19/02/2021	10162452	Dep ANZA CASH ACTIVE 014-936 111691060 13586070	13,739.00		10,871.10Cr
19/02/2021	10162453	Dep ANZA CASH ACTIVE 014-936 111691060 13583549	8,868.50		2,002.60Cr
22/02/2021	10176255	Dep ANZA CASH ACTIVE 014-936 111691060 13605208	2,002.60		0.00
23/02/2021	13679885	Bght 200 STPK:US @ 53.4943	10,698.86		10,698.86
24/02/2021	13236986	Wdl ANZA CASH ACTIVE 014-936 111691060 13679885		10,698.86	0.00
26/02/2021	13750098	Sold 200 ARKF:US @ 71.8397		14,367.61	14,367.61Cr
26/02/2021	13750742	Sold 180 ARKK:US @ 172.4327		31,037.17	45,404.78Cr

While every effort has been made to provide you with an accurate transaction summary, we give no warranty of accuracy or reliability and take no responsibility for any errors or omissions including by negligence. You should confirm the information, holdings and valuations contained herein. All prices and values are denominated in AUD unless otherwise indicated. CMC Markets Stockbroking is the trading name of CMC Markets Stockbroking Limited (ABN 69 081 002 851, AFSL No. 246381), a Participant of the Australian Stock Exchange (ASX Group).



VENDARA PTY LTD <SHIMADA FAMILY S/F A/C>
 76 TAMBOURINE BAY ROAD
 RIVERVIEW NSW 2066
 AUSTRALIA

Trading Account Statement

Period: 01/07/2020 - 30/06/2021

Trading Account Number: 377171

Date	Reference	Description	Debit	Credit	Balance
01/03/2021	13778649	Sold 25 SOXX:US @ 536.7184		13,417.65	58,822.43Cr
01/03/2021	10234921	Dep ANZA CASH ACTIVE 014-936 111691060 13750742	31,037.17		27,785.26Cr
01/03/2021	10234922	Dep ANZA CASH ACTIVE 014-936 111691060 13750098	14,367.61		13,417.65Cr
02/03/2021	10245692	Dep ANZA CASH ACTIVE 014-936 111691060 13778649	13,417.65		0.00
09/03/2021	13899746	Bght 350 STPK:US @ 31.5084	11,027.94		11,027.94
10/03/2021	13399656	Wdl ANZA CASH ACTIVE 014-936 111691060 13899746		11,027.94	0.00
16/03/2021	13988049	Bght 60 ARKK:US @ 163.9808	9,838.85		9,838.85
16/03/2021	13988053	Bght 550 HOL:US @ 18.1947	10,007.09		19,845.94
16/03/2021	13994726	Sold 3285 CQE @ 3.1000		10,176.55	9,669.39
17/03/2021	14003357	Sold 550 STPK:US @ 43.6329		23,997.55	14,328.16Cr
17/03/2021	13463758	Wdl ANZA CASH ACTIVE 014-936 111691060 13988049		9,838.85	24,167.01Cr
17/03/2021	13463759	Wdl ANZA CASH ACTIVE 014-936 111691060 13988053		10,007.09	34,174.10Cr
17/03/2021	14005322	Sold 6 CQE @ 3.1000		18.59	34,192.69Cr
18/03/2021	10355116	Dep ANZA CASH ACTIVE 014-936 111691060 14003357	23,997.55		10,195.14Cr
18/03/2021	10355117	Dep ANZA CASH ACTIVE 014-936 111691060 13994726	10,176.55		18.59Cr
18/03/2021	14019811	Sold 6 CQE @ 3.1000		18.58	37.17Cr
19/03/2021	10363963	Dep ANZA CASH ACTIVE 014-936 111691060 14005322	18.59		18.58Cr
19/03/2021	14039339	Sold 30000 MGX @ 0.3800		11,388.60	11,407.18Cr
19/03/2021	14041083	Sold 30000 MGX @ 0.3800		11,388.60	22,795.78Cr
19/03/2021	14042647	Bght 23949 MGX @ 0.3550	8,511.80		14,283.98Cr
22/03/2021	10371686	Dep ANZA CASH ACTIVE 014-936 111691060 14019811	18.58		14,265.40Cr
23/03/2021	10380655	Dep ANZA CASH ACTIVE 014-936 111691060 14039339	11,388.60		2,876.80Cr
23/03/2021	10380656	Dep ANZA CASH ACTIVE 014-936 111691060 14041083	11,388.60		8,511.80
23/03/2021	13517541	Wdl ANZA CASH ACTIVE 014-936 111691060 14042647		8,511.80	0.00
24/03/2021	14089035	Bght 6051 MGX @ 0.3550	2,148.86		2,148.86
24/03/2021	14090443	Bght 30000 MGX @ 0.3500	10,510.51		12,659.37
26/03/2021	13557700	Wdl ANZA CASH ACTIVE 014-936 111691060 14089035		2,148.86	10,510.51
26/03/2021	13557701	Wdl ANZA CASH ACTIVE 014-936 111691060 14090443		10,510.51	0.00
26/03/2021	14130818	Sold 2193 CQE @ 3.1000		6,792.87	6,792.87Cr
29/03/2021	14148957	Bght 7 CQE @ 3.0500	31.25		6,761.62Cr
30/03/2021	10427565	Dep ANZA CASH ACTIVE 014-936 111691060 14130818	6,792.87		31.25
30/03/2021	14152461	Sold 1842 MICH @ 2.8500		5,239.80	5,208.55Cr
30/03/2021	14156227	Bght 150 VAS @ 87.6000	13,153.15		7,944.60
31/03/2021	13602934	Wdl ANZA CASH ACTIVE 014-936 111691060 14148957		31.25	7,913.35
31/03/2021	14167061	Bght 30000 MGX @ 0.3200	9,609.90		17,523.25
01/04/2021	10449519	Dep ANZA CASH ACTIVE 014-936 111691060 14152461	5,239.80		22,763.05
01/04/2021	13615502	Wdl ANZA CASH ACTIVE 014-936 111691060 14156227		13,153.15	9,609.90
06/04/2021	13631921	Wdl ANZA CASH ACTIVE 014-936 111691060 14167061		9,609.90	0.00
08/04/2021	14235322	Sold 30000 MGX @ 0.3550		10,639.35	10,639.35Cr
08/04/2021	14246993	Sold 30000 MGX @ 0.3700		11,088.90	21,728.25Cr
08/04/2021	14247727	Sold 30000 MGX @ 0.3800		11,388.60	33,116.85Cr
12/04/2021	10500812	Dep ANZA CASH ACTIVE 014-936 111691060 14247727	11,388.60		21,728.25Cr
12/04/2021	10500813	Dep ANZA CASH ACTIVE 014-936 111691060 14246993	11,088.90		10,639.35Cr

While every effort has been made to provide you with an accurate transaction summary, we give no warranty of accuracy or reliability and take no responsibility for any errors or omissions including by negligence. You should confirm the information, holdings and valuations contained herein. All prices and values are denominated in AUD unless otherwise indicated. CMC Markets Stockbroking is the trading name of CMC Markets Stockbroking Limited (ABN 69 081 002 851, AFSL No. 246381), a Participant of the Australian Stock Exchange (ASX Group).



VENDARA PTY LTD <SHIMADA FAMILY S/F A/C>
 76 TAMBOURINE BAY ROAD
 RIVERVIEW NSW 2066
 AUSTRALIA

Trading Account Statement

Period: 01/07/2020 - 30/06/2021

Trading Account Number: 377171

Date	Reference	Description	Debit	Credit	Balance
12/04/2021	10500814	Dep ANZA CASH ACTIVE 014-936 111691060 14235322	10,639.35		0.00
12/04/2021	14265043	Bgght 335 NDQ @ 29.9500	10,043.28		10,043.28
12/04/2021	14266197	Bgght 110 VGS @ 91.4200	10,066.25		20,109.53
12/04/2021	14266159	Sold 20000 MG V @ 0.3900		7,790.10	12,319.43
12/04/2021	14269763	Bgght 7000 MHH @ 1.4400	10,090.08		22,409.51
12/04/2021	14274576	Bgght 115 VAS @ 89.0900	10,255.59		32,665.10
12/04/2021	14270739	Bgght 1160 HACK @ 8.6450	10,038.21		42,703.31
14/04/2021	10518528	Dep ANZA CASH ACTIVE 014-936 111691060 14266159	7,790.10		50,493.41
14/04/2021	13711303	Wdl ANZA CASH ACTIVE 014-936 111691060 14270739		10,038.21	40,455.20
14/04/2021	13711304	Wdl ANZA CASH ACTIVE 014-936 111691060 14265043		10,043.28	30,411.92
14/04/2021	13711305	Wdl ANZA CASH ACTIVE 014-936 111691060 14266197		10,066.25	20,345.67
14/04/2021	13711306	Wdl ANZA CASH ACTIVE 014-936 111691060 14269763		10,090.08	10,255.59
14/04/2021	13711307	Wdl ANZA CASH ACTIVE 014-936 111691060 14274576		10,255.59	0.00
15/04/2021	14313966	Bgght 70 ARKK:US @ 166.7796	11,674.57		11,674.57
15/04/2021	14314954	Bgght 86 ARKG:US @ 116.2790	9,999.99		21,674.56
16/04/2021	13735199	Wdl ANZA CASH ACTIVE 014-936 111691060 14314954		9,999.99	11,674.57
16/04/2021	13735200	Wdl ANZA CASH ACTIVE 014-936 111691060 14313966		11,674.57	0.00
16/04/2021	14333889	Bgght 20 IVV @ 538.0000	10,769.90		10,769.90
16/04/2021	14344452	Bgght 10000 MHH @ 1.4550	14,564.55		25,334.45
20/04/2021	14367694	Bgght 33 VHT:US @ 307.6233	10,151.57		35,486.02
20/04/2021	14368214	Bgght 800 GILT:US @ 12.8141	10,251.28		45,737.30
20/04/2021	13757467	Wdl ANZA CASH ACTIVE 014-936 111691060 14333889		10,769.90	34,967.40
20/04/2021	13757468	Wdl ANZA CASH ACTIVE 014-936 111691060 14344452		14,564.55	20,402.85
20/04/2021	14375383	Bgght 30000 MG V @ 0.3450	10,359.90		30,762.75
21/04/2021	13767805	Wdl ANZA CASH ACTIVE 014-936 111691060 14367694		10,151.57	20,611.18
21/04/2021	13767806	Wdl ANZA CASH ACTIVE 014-936 111691060 14368214		10,251.28	10,359.90
22/04/2021	13789797	Wdl ANZA CASH ACTIVE 014-936 111691060 14375383		10,359.90	0.00
22/04/2021	14418616	Sold 30000 MG V @ 0.3750		11,240.10	11,240.10Cr
23/04/2021	14427980	Sold 30000 MG V @ 0.3750		11,240.10	22,480.20Cr
23/04/2021	14428794	Sold 30000 MG V @ 0.3800		11,390.10	33,870.30Cr
23/04/2021	14430090	Sold 20000 MG V @ 0.4000		7,990.10	41,860.40Cr
23/04/2021	14431637	Bgght 20 IVV @ 536.1900	10,733.70		31,126.70Cr
26/04/2021	10588480	Dep ANZA CASH ACTIVE 014-936 111691060 14418616	11,240.10		19,886.60Cr
26/04/2021	14436342	Bgght 200 VVLU @ 53.7600	10,761.90		9,124.70Cr
27/04/2021	10591445	Dep ANZA CASH ACTIVE 014-936 111691060 14428794	11,390.10		2,265.40
27/04/2021	10591446	Dep ANZA CASH ACTIVE 014-936 111691060 14427980	11,240.10		13,505.50
27/04/2021	10591447	Dep ANZA CASH ACTIVE 014-936 111691060 14430090	7,990.10		21,495.60
27/04/2021	13827851	Wdl ANZA CASH ACTIVE 014-936 111691060 14431637		10,733.70	10,761.90
27/04/2021	14461913	Bgght 20000 MG V @ 0.3800	7,609.90		18,371.80
28/04/2021	13839810	Wdl ANZA CASH ACTIVE 014-936 111691060 14436342		10,761.90	7,609.90
28/04/2021	14477193	Bgght 27000 MG V @ 0.3750	10,134.90		17,744.80
29/04/2021	13847408	Wdl ANZA CASH ACTIVE 014-936 111691060 14461913		7,609.90	10,134.90

While every effort has been made to provide you with an accurate transaction summary, we give no warranty of accuracy or reliability and take no responsibility for any errors or omissions including by negligence. You should confirm the information, holdings and valuations contained herein. All prices and values are denominated in AUD unless otherwise indicated. CMC Markets Stockbroking is the trading name of CMC Markets Stockbroking Limited (ABN 69 081 002 851, AFSL No. 246381), a Participant of the Australian Stock Exchange (ASX Group).



VENDARA PTY LTD <SHIMADA FAMILY S/F A/C>
 76 TAMBOURINE BAY ROAD
 RIVERVIEW NSW 2066
 AUSTRALIA

Trading Account Statement

Period: 01/07/2020 - 30/06/2021

Trading Account Number: 377171

Date	Reference	Description	Debit	Credit	Balance
29/04/2021	14494388	Bght 1000 NDQ @ 29.8400	29,863.87		39,998.77
29/04/2021	14496167	Bght 20 IVV @ 540.1000	10,811.90		50,810.67
30/04/2021	13863864	Wdl ANZA CASH ACTIVE 014-936 111691060 14477193		10,134.90	40,675.77
03/05/2021	13876087	Wdl ANZA CASH ACTIVE 014-936 111691060 14496167		10,811.90	29,863.87
03/05/2021	13876088	Wdl ANZA CASH ACTIVE 014-936 111691060 14494388		29,863.87	0.00
05/05/2021	14551558	Bght 200 VESG @ 66.1000	13,230.57		13,230.57
06/05/2021	14583984	Bght 30000 MGV @ 0.3550	10,659.90		23,890.47
07/05/2021	13928377	Wdl ANZA CASH ACTIVE 014-936 111691060 14551558		13,230.57	10,659.90
10/05/2021	13933678	Wdl ANZA CASH ACTIVE 014-936 111691060 14583984		10,659.90	0.00
11/05/2021	14632061	Bght 7000 MHH @ 1.4500	10,159.90		10,159.90
11/05/2021	14635885	Bght 120 VGS @ 90.0000	10,809.90		20,969.80
13/05/2021	13974690	Wdl ANZA CASH ACTIVE 014-936 111691060 14632061		10,159.90	10,809.90
13/05/2021	13974691	Wdl ANZA CASH ACTIVE 014-936 111691060 14635885		10,809.90	0.00
19/05/2021	14730560	Sold 30000 MGV @ 0.3900		11,690.10	11,690.10Cr
19/05/2021	14735238	Bght 8500 PIA @ 1.2350	10,507.99		1,182.11Cr
19/05/2021	14735454	Sold 20000 MGV @ 0.4000		7,990.10	9,172.21Cr
19/05/2021	14740521	Sold 20000 MGV @ 0.4100		8,190.10	17,362.31Cr
19/05/2021	14740860	Sold 20000 MGV @ 0.4200		8,390.10	25,752.41Cr
21/05/2021	10750800	Dep ANZA CASH ACTIVE 014-936 111691060 14730560	11,690.10		14,062.31Cr
21/05/2021	10750801	Dep ANZA CASH ACTIVE 014-936 111691060 14740860	8,390.10		5,672.21Cr
21/05/2021	10750802	Dep ANZA CASH ACTIVE 014-936 111691060 14740521	8,190.10		2,517.89
21/05/2021	10750803	Dep ANZA CASH ACTIVE 014-936 111691060 14735454	7,990.10		10,507.99
21/05/2021	14050601	Wdl ANZA CASH ACTIVE 014-936 111691060 14735238		10,507.99	0.00
21/05/2021	14762269	Sold 20000 MGV @ 0.4100		8,190.10	8,190.10Cr
21/05/2021	14767325	Sold 18000 MGV @ 0.4050		7,280.10	15,470.20Cr
25/05/2021	10766316	Dep ANZA CASH ACTIVE 014-936 111691060 14762269	8,190.10		7,280.10Cr
25/05/2021	10766317	Dep ANZA CASH ACTIVE 014-936 111691060 14767325	7,280.10		0.00
25/05/2021	14791522	Sold 15000 MGV @ 0.4150		6,215.10	6,215.10Cr
26/05/2021	14804107	Bght 60 QUAL:US @ 166.6428	9,998.57		3,783.47
26/05/2021	14812670	Sold 20000 MGV @ 0.4600		9,190.10	5,406.63Cr
27/05/2021	10782751	Dep ANZA CASH ACTIVE 014-936 111691060 14791522	6,215.10		808.47
27/05/2021	14095407	Wdl ANZA CASH ACTIVE 014-936 111691060 14804107		9,998.57	9,190.10Cr
27/05/2021	14823253	Bght 8500 PIA @ 1.2500	10,635.63		1,445.53
27/05/2021	14827521	Bght 4349 MGV @ 0.4200	1,836.48		3,282.01
28/05/2021	10794518	Dep ANZA CASH ACTIVE 014-936 111691060 14812670	9,190.10		12,472.11
31/05/2021	14849638	Sold 33 VHT:US @ 310.5724		10,248.65	2,223.46
31/05/2021	14115783	Wdl ANZA CASH ACTIVE 014-936 111691060 14827521		1,836.48	386.98
31/05/2021	14115784	Wdl ANZA CASH ACTIVE 014-936 111691060 14823253		10,635.63	10,248.65Cr
01/06/2021	14869145	Bght 128 VEU @ 83.1600	10,655.13		406.48
02/06/2021	14882664	Bght 100 6758:JP @ 127.7375	12,773.75		13,180.23
02/06/2021	14885153	Sold 200 WLU @ 57.2500		11,438.55	1,741.68
02/06/2021	10826081	Dep ANZA CASH ACTIVE 014-936 111691060 14849638	10,248.65		11,990.33
03/06/2021	14149136	Wdl ANZA CASH ACTIVE 014-936 111691060 14869145		10,655.13	1,335.20

While every effort has been made to provide you with an accurate transaction summary, we give no warranty of accuracy or reliability and take no responsibility for any errors or omissions including by negligence. You should confirm the information, holdings and valuations contained herein. All prices and values are denominated in AUD unless otherwise indicated. CMC Markets Stockbroking is the trading name of CMC Markets Stockbroking Limited (ABN 69 081 002 851, AFSL No. 246381), a Participant of the Australian Stock Exchange (ASX Group).



VENDARA PTY LTD <SHIMADA FAMILY S/F A/C>
 76 TAMBOURINE BAY ROAD
 RIVERVIEW NSW 2066
 AUSTRALIA

Trading Account Statement

Period: 01/07/2020 - 30/06/2021

Trading Account Number: 377171

Date	Reference	Description	Debit	Credit	Balance
04/06/2021	14914132	Bght 18 SOXX:US @ 563.4217	10,141.59		11,476.79
04/06/2021	10836696	Dep ANZA CASH ACTIVE 014-936 111691060 14885153	11,438.55		22,915.34
04/06/2021	14162090	Wdl ANZA CASH ACTIVE 014-936 111691060 14882664		12,773.75	10,141.59
07/06/2021	14931286	Sold 130 ARKK:US @ 139.5042		18,135.13	7,993.54Cr
07/06/2021	14175461	Wdl ANZA CASH ACTIVE 014-936 111691060 14914132		10,141.59	18,135.13Cr
08/06/2021	14951404	Sold 60 IVV @ 546.4300		32,753.01	50,888.14Cr
08/06/2021	10863571	Dep ANZA CASH ACTIVE 014-936 111691060 14931286	18,135.13		32,753.01Cr
08/06/2021	14953567	Sold 1160 HACK @ 8.8000		10,197.79	42,950.80Cr
09/06/2021	14964772	Sold 230 VGS @ 93.3500		21,449.03	64,399.83Cr
10/06/2021	10875616	Dep ANZA CASH ACTIVE 014-936 111691060 14951404	32,753.01		31,646.82Cr
10/06/2021	10875617	Dep ANZA CASH ACTIVE 014-936 111691060 14953567	10,197.79		21,449.03Cr
10/06/2021	14981075	Sold 24000 MHH @ 1.4850		35,604.36	57,053.39Cr
10/06/2021	14988873	Bght 350 QUAL @ 37.0800	12,990.98		44,062.41Cr
10/06/2021	14991097	Bght 300 VVLU @ 57.3000	17,203.75		26,858.66Cr
11/06/2021	14993436	Sold 60 QUAL:US @ 167.1973		10,031.61	36,890.27Cr
11/06/2021	10886788	Dep ANZA CASH ACTIVE 014-936 111691060 14964772	21,449.03		15,441.24Cr
11/06/2021	14994716	Bght 200 VVLU @ 57.3000	11,469.90		3,971.34Cr
11/06/2021	14997131	Bght 250 VVLU @ 56.8500	14,226.71		10,255.37
15/06/2021	10896776	Dep ANZA CASH ACTIVE 014-936 111691060 14993436	10,031.61		20,286.98
15/06/2021	10896777	Dep ANZA CASH ACTIVE 014-936 111691060 14981075	35,604.36		55,891.34
15/06/2021	14236858	Wdl ANZA CASH ACTIVE 014-936 111691060 14988873		12,990.98	42,900.36
15/06/2021	14236859	Wdl ANZA CASH ACTIVE 014-936 111691060 14991097		17,203.75	25,696.61
15/06/2021	15016969	Sold 17000 PIA @ 1.2700		21,568.41	4,128.20
16/06/2021	14243380	Wdl ANZA CASH ACTIVE 014-936 111691060 14994716		11,469.90	7,341.70Cr
16/06/2021	14243381	Wdl ANZA CASH ACTIVE 014-936 111691060 14997131		14,226.71	21,568.41Cr
17/06/2021	10911868	Dep ANZA CASH ACTIVE 014-936 111691060 15016969	21,568.41		0.00
17/06/2021	15050283	Bght 25651 MGV @ 0.3650	9,362.62		9,362.62
17/06/2021	15054109	Sold 265 VAS @ 94.2800		24,964.21	15,601.59Cr
17/06/2021	15054194	Sold 1335 NDQ @ 30.1700		40,244.73	55,846.32Cr
17/06/2021	15054420	Sold 200 VESG @ 68.2500		13,639.08	69,485.40Cr
18/06/2021	15062601	Sold 18 SOXX:US @ 575.3333		10,355.95	79,841.35Cr
18/06/2021	15063837	Sold 350 QUAL @ 38.2700		13,383.79	93,225.14Cr
18/06/2021	15063851	Sold 128 VEU @ 85.2400		10,900.82	104,125.96Cr
18/06/2021	1057633	JNL1057633 SOXX:US Intl Div Ex:10/06/21		8.44	104,134.40Cr
18/06/2021	1057972	JNL1057972 QUAL:US Intl Div Ex:10/06/21		20.80	104,155.20Cr
18/06/2021	10930901	Dep ANZA CASH ACTIVE 014-936 111691060	29.24		104,125.96Cr
18/06/2021	15078718	Sold 28052 MGV @ 0.3850		10,790.12	114,916.08Cr
21/06/2021	10933942	Dep ANZA CASH ACTIVE 014-936 111691060 15054194	40,244.73		74,671.35Cr
21/06/2021	10933943	Dep ANZA CASH ACTIVE 014-936 111691060 15054109	24,964.21		49,707.14Cr
21/06/2021	10933944	Dep ANZA CASH ACTIVE 014-936 111691060 15054420	13,639.08		36,068.06Cr
21/06/2021	14282119	Wdl ANZA CASH ACTIVE 014-936 111691060 15050283		9,362.62	45,430.68Cr
21/06/2021	15081629	Bght 120 VEU @ 83.8000	10,065.90		35,364.78Cr
21/06/2021	10938223	Dep ANZA CASH ACTIVE 014-936 111691060 15062601	10,355.95		25,008.83Cr

While every effort has been made to provide you with an accurate transaction summary, we give no warranty of accuracy or reliability and take no responsibility for any errors or omissions including by negligence. You should confirm the information, holdings and valuations contained herein. All prices and values are denominated in AUD unless otherwise indicated. CMC Markets Stockbroking is the trading name of CMC Markets Stockbroking Limited (ABN 69 081 002 851, AFSL No. 246381), a Participant of the Australian Stock Exchange (ASX Group).



VENDARA PTY LTD <SHIMADA FAMILY S/F A/C>
 76 TAMBOURINE BAY ROAD
 RIVERVIEW NSW 2066
 AUSTRALIA

Trading Account Statement

Period: 01/07/2020 - 30/06/2021

Trading Account Number: 377171

Date	Reference	Description	Debit	Credit	Balance
21/06/2021	15097127	Bght 10000 PIA @ 1.2500	12,510.00		12,498.83Cr
22/06/2021	10941136	Dep ANZA CASH ACTIVE 014-936 111691060 15063837	13,383.79		884.96
22/06/2021	10941137	Dep ANZA CASH ACTIVE 014-936 111691060 15063851	10,900.82		11,785.78
22/06/2021	10941138	Dep ANZA CASH ACTIVE 014-936 111691060 15078718	10,790.12		22,575.90
22/06/2021	15105147	Bght 150 VAS @ 94.2200	14,144.31		36,720.21
22/06/2021	15106122	Sold 1948 MGV @ 0.3850		749.98	35,970.23
22/06/2021	15107083	Bght 150 VAS @ 94.0000	14,111.28		50,081.51
22/06/2021	15108001	Bght 10000 MHH @ 1.5300	15,312.24		65,393.75
22/06/2021	15108100	Bght 20000 MHH @ 1.5300	30,624.48		96,018.23
22/06/2021	15110161	Bght 20000 PIA @ 1.2600	25,220.16		121,238.39
23/06/2021	14307207	Wdl ANZA CASH ACTIVE 014-936 111691060 15081629		10,065.90	111,172.49
23/06/2021	14307208	Wdl ANZA CASH ACTIVE 014-936 111691060 15097127		12,510.00	98,662.49
23/06/2021	15119205	Bght 150 VAS @ 94.0000	14,111.28		112,773.77
24/06/2021	10960088	Dep ANZA CASH ACTIVE 014-936 111691060 15106122	749.98		113,523.75
24/06/2021	14321901	Wdl ANZA CASH ACTIVE 014-936 111691060 15107083		14,111.28	99,412.47
24/06/2021	14321902	Wdl ANZA CASH ACTIVE 014-936 111691060 15105147		14,144.31	85,268.16
24/06/2021	14321903	Wdl ANZA CASH ACTIVE 014-936 111691060 15108001		15,312.24	69,955.92
24/06/2021	14321904	Wdl ANZA CASH ACTIVE 014-936 111691060 15110161		25,220.16	44,735.76
24/06/2021	14321905	Wdl ANZA CASH ACTIVE 014-936 111691060 15108100		30,624.48	14,111.28
25/06/2021	14337913	Wdl ANZA CASH ACTIVE 014-936 111691060 15119205		14,111.28	0.00
25/06/2021	15151701	Bght 150 VGS @ 95.7700	14,377.00		14,377.00
29/06/2021	14358835	Wdl ANZA CASH ACTIVE 014-936 111691060 15151701		14,377.00	0.00
29/06/2021	15187277	Sold 30000 PIA @ 1.3100		39,270.52	39,270.52Cr
29/06/2021	15190790	Bght 10000 PIA @ 1.2900	12,909.90		26,360.62Cr
Total			5,105,567.220	5,159,475.710	

While every effort has been made to provide you with an accurate transaction summary, we give no warranty of accuracy or reliability and take no responsibility for any errors or omissions including by negligence. You should confirm the information, holdings and valuations contained herein. All prices and values are denominated in AUD unless otherwise indicated. CMC Markets Stockbroking is the trading name of CMC Markets Stockbroking Limited (ABN 69 081 002 851, AFSL No. 246381), a Participant of the Australian Stock Exchange (ASX Group).

26500 - Other Investment Income

2021 Financial Year

Preparer Queen Galvez

Reviewer Steven Lee

Status Completed

Account Code	Description	CY Balance	LY Balance	Change
979447688	Other Income	(\$10.29)		100%
TOTAL		CY Balance	LY Balance	
		(\$10.29)		

Supporting Documents

- General Ledger [Report](#)

Standard Checklist

- Attach all source documentation

Shimada Family Superannuation Fund

General Ledger

As at 30 June 2021

Transaction Date	Description	Units	Debit	Credit	Balance \$
Other Investment Income (26500)					
<u>Other Income (979447688)</u>					
12/02/2021	CLOSING BALANCE TRANSFER TO 100-033047-5			10.29	10.29 CR
				10.29	10.29 CR

Total Debits: 0.00

Total Credits: 10.29

30100 - Accountancy Fees

2021 Financial Year

Preparer Queen Galvez

Reviewer Steven Lee

Status Completed

Account Code	Description	CY Balance	LY Balance	Change
30100	Accountancy Fees	\$2,850.00	\$2,850.00	0%
TOTAL		CY Balance	LY Balance	
		\$2,850.00	\$2,850.00	

Supporting Documents

- General Ledger [Report](#)
- Invoice_21237_from_YS_ACCOUNTANTS_PTY_LTD.pdf

Standard Checklist

- Attach all source documentation
- Ensure all Transactions have been entered

Shimada Family Superannuation Fund

General Ledger

As at 30 June 2021

Transaction Date	Description	Units	Debit	Credit	Balance \$
Accountancy Fees (30100)					
<u>Accountancy Fees (30100)</u>					
07/04/2021	Transfer to other Bank NetBank		2,850.00		2,850.00 DR
			2,850.00		2,850.00 DR

Total Debits: 2,850.00

Total Credits: 0.00

YS ACCOUNTANTS PTY LTD
Suite 302/480 Pacific Hwy
St Leonards NSW 2065
(040)176-6164
<http://www.ysacc.com.au>
ABN 89 604 181 142

Tax Invoice 21237



INVOICE TO

Shimada Family SMSF
Mr Toshio Shimada sama

DATE
07/04/2021

PLEASE PAY
A\$3,300.00

DUE DATE
21/04/2021

DATE	ACTIVITY	QTY	RATE	GST	AMOUNT
	005 Company Tax Returns: Closes Account, Financial statement & Preparation and lodgment of company tax returns for the year ended 30 June 2020	1	3,000.00	GST 10%	3,000.00

SUBTOTAL	3,000.00
GST TOTAL	300.00
TOTAL	3,300.00

TOTAL DUE **A\$3,300.00**

THANK YOU.

BAS SUMMARY

RATE	GST	NET
GST @ 10%	300.00	3,000.00

You may make a direct deposit into our bank account:

Bank: National Australia Bank

Account Name: YS Accountants Pty Ltd

BSB: 082-201

Account No: 24-368-4996

30400 - ATO Supervisory Levy

2021 Financial Year

Preparer Queen Galvez

Reviewer Steven Lee

Status Completed

Account Code	Description	CY Balance	LY Balance	Change
30400	ATO Supervisory Levy	\$259.00	\$259.00	0%
TOTAL		CY Balance	LY Balance	
		\$259.00	\$259.00	

Supporting Documents

○ General Ledger [Report](#)

Standard Checklist

- Attach all source documentation
- Ensure all Transactions have been entered

Shimada Family Superannuation Fund

General Ledger

As at 30 June 2021

Transaction Date	Description	Units	Debit	Credit	Balance \$
ATO Supervisory Levy (30400)					
ATO Supervisory Levy (30400)					
20/04/2021	Direct Credit 012721 ATO ATO003000014664654		259.00		259.00 DR
			259.00		259.00 DR

Total Debits: 259.00

Total Credits: 0.00

30700 - Auditor's Remuneration

2021 Financial Year

Preparer Queen Galvez

Reviewer Steven Lee

Status Completed

Account Code	Description	CY Balance	LY Balance	Change
30700	Auditor's Remuneration	\$450.00	\$450.00	0%
TOTAL		CY Balance	LY Balance	
		\$450.00	\$450.00	

Supporting Documents

- General Ledger [Report](#)

Standard Checklist

- Attach all source documentation
- Ensure all Transactions have been entered

Shimada Family Superannuation Fund

General Ledger

As at 30 June 2021

Transaction Date	Description	Units	Debit	Credit	Balance \$
Auditor's Remuneration (30700)					
Auditor's Remuneration (30700)					
07/04/2021	Transfer to other Bank NetBank		450.00		450.00 DR
			450.00		450.00 DR

Total Debits: 450.00

Total Credits: 0.00

31500 - Bank Charges

2021 Financial Year

Preparer Queen Galvez

Reviewer Steven Lee

Status Completed

Account Code	Description	CY Balance	LY Balance	Change
31500	Bank Charges	\$99.54	\$436.85	(77.21)%
TOTAL		CY Balance	LY Balance	
		\$99.54	\$436.85	

Supporting Documents

- General Ledger [Report](#)

Standard Checklist

- Attach all source documentation
- Ensure all Transactions have been entered

Shimada Family Superannuation Fund

General Ledger

As at 30 June 2021

Transaction Date	Description	Units	Debit	Credit	Balance \$
Bank Charges (31500)					
Bank Charges (31500)					
28/07/2020	Deposit to BWA - Bulk Settlement			33.42	33.42 CR
29/07/2020	JNL612976 Brokerage Rebate. Ref:10951505			11.00	44.42 CR
31/07/2020	ADVISER/BROKER SERVICE FEE - CMC MARKETS		8.19		36.23 CR
04/08/2020	JNL636611 Broker Service Fee Reimbursement			2.01	38.24 CR
31/08/2020	ADVISER/BROKER SERVICE FEE - CMC MARKETS		29.16		9.08 CR
30/09/2020	ADVISER/BROKER SERVICE FEE - CMC MARKETS		22.88		13.80 DR
30/10/2020	ADVISER/BROKER SERVICE FEE - CMC MARKETS		13.48		27.28 DR
30/11/2020	ADVISER/BROKER SERVICE FEE - CMC MARKETS		14.36		41.64 DR
07/12/2020	JNL795815 Broker Service Fee Reimbursement			3.22	38.42 DR
31/12/2020	ADVISER/BROKER SERVICE FEE - CMC MARKETS		8.80		47.22 DR
04/01/2021	JNL821181 Broker Service Fee Reimbursement			3.87	43.35 DR
29/01/2021	ADVISER/BROKER SERVICE FEE - CMC MARKETS		50.78		94.13 DR
01/02/2021	JNL858441 Broker Service Fee Reimbursement			20.31	73.82 DR
12/02/2021	ADVISER/BROKER SERVICE FEE - CMC MARKETS		25.72		99.54 DR
			173.37	73.83	99.54 DR

Total Debits: 173.37

Total Credits: 73.83

37900 - Interest Paid

2021 Financial Year

Preparer Queen Galvez

Reviewer Steven Lee

Status Completed

Account Code	Description	CY Balance	LY Balance	Change
37900	Interest Paid		\$0.01	100%
TOTAL		CY Balance	LY Balance	
			\$0.01	

Supporting Documents

- General Ledger [Report](#)

Standard Checklist

- Attach all source documentation
- Ensure all Transactions have been entered

Shimada Family Superannuation Fund

General Ledger

As at 30 June 2021

Transaction Date	Description	Units	Debit	Credit	Balance \$
					0.00 DR

Total Debits: 0.00

Total Credits: 0.00

41600 - Pensions Paid

2021 Financial Year

Preparer Queen Galvez

Reviewer Steven Lee

Status Completed

Account Code	Description	CY Balance	LY Balance	Change
SHISET00002P	(Pensions Paid) Shimada, Setsuko - Pension (Account Based Pension)	\$16,000.00	\$50,363.02	(68.23)%
SHITOS00002P	(Pensions Paid) Shimada, Toshio - Pension (Account Based Pension)	\$16,000.00	\$50,363.01	(68.23)%
TOTAL		CY Balance	LY Balance	
		\$32,000.00	\$100,726.03	

Supporting Documents

- Pension Summary Report [Report](#)

Standard Checklist

- Attach copy of Pension Summary Report
- Ensure Member(s) have been advised of pension for coming year
- Ensure Minimum Pension has been paid for each account

Shimada Family Superannuation Fund

Pension Summary

As at 30 June 2021

Member Name : Shimada, Toshio

Member Age : 70* (Date of Birth : Provided)

Member Code	Pension Type	Pension Start Date	Tax Free	Min / PF	Minimum	Maximum	Gross Pension Payments	PAYG	Net Pension Payment	Amount to reach Minimum
SHITOS0002P	Account Based Pension	01/07/2012	75.91%	2.50%	\$8,410.00*	N/A	\$16,000.00	\$0.00	\$16,000.00	NIL

*COVID-19 50% reduction has been applied to the minimum pension amount.

					\$8,410.00	\$0.00	\$16,000.00	\$0.00	\$16,000.00	\$0.00
--	--	--	--	--	-------------------	---------------	--------------------	---------------	--------------------	---------------

Member Name : Shimada, Setsuko

Member Age : 70* (Date of Birth : Provided)

Member Code	Pension Type	Pension Start Date	Tax Free	Min / PF	Minimum	Maximum	Gross Pension Payments	PAYG	Net Pension Payment	Amount to reach Minimum
SHISET0002P	Account Based Pension	01/07/2012	75.91%	2.50%	\$8,560.00*	N/A	\$16,000.00	\$0.00	\$16,000.00	NIL

*COVID-19 50% reduction has been applied to the minimum pension amount.

					\$8,560.00	\$0.00	\$16,000.00	\$0.00	\$16,000.00	\$0.00
--	--	--	--	--	-------------------	---------------	--------------------	---------------	--------------------	---------------

Total :

					\$16,970.00	\$0.00	\$32,000.00	\$0.00	\$32,000.00	\$0.00
--	--	--	--	--	--------------------	---------------	--------------------	---------------	--------------------	---------------

*Age as at 01/07/2020 or pension start date for new pensions.

48500 - Income Tax Expense

2021 Financial Year

Preparer Queen Galvez

Reviewer Steven Lee

Status Completed

Account Code	Description	CY Balance	LY Balance	Change
48500	Income Tax Expense	(\$545.90)	(\$1,277.04)	(57.25)%
TOTAL		CY Balance	LY Balance	
		(\$545.90)	(\$1,277.04)	

Supporting Documents

No supporting documents

49000 - Profit/Loss Allocation Account

2021 Financial Year

Preparer Queen Galvez

Reviewer Steven Lee

Status Completed

Account Code	Description	CY Balance	LY Balance	Change
49000	Profit/Loss Allocation Account	\$18,334.30	(\$66,199.34)	(127.7)%
TOTAL		CY Balance	LY Balance	
		\$18,334.30	(\$66,199.34)	

Supporting Documents

No supporting documents

50000 - Members

2021 Financial Year

Preparer Queen Galvez

Reviewer Steven Lee

Status Completed

Account Code	Description	Opening Balance	Contribution Income	Earnings	Member Payments	Tax & Fees	Closing Balance	Change
SHISET00002P	Shimada, Setsuko - Pension (Account Based Pension)	(\$342,209.85)		(\$25,393.65)	\$16,000.00		(\$351,603.50)	2.74%
SHITOS00002P	Shimada, Toshio - Pension (Account Based Pension)	(\$336,374.45)		(\$24,940.65)	\$16,000.00		(\$345,315.10)	2.66%
TOTAL		Opening Balance	Contribution Income	Earnings	Member Payments	Tax & Fees	Closing Balance	
		(\$678,584.30)		(\$50,334.30)	\$32,000.00		(\$696,918.60)	

Supporting Documents

- Members Summary [Report](#)
- Members Statements [Report](#)

Standard Checklist

- Attach copies of Members Statements

Shimada Family Superannuation Fund

Members Statement

Toshio Shimada
 76 Tambourine Bay Road
 Riverview, New South Wales, 2066, Australia

Your Details		Nominated Beneficiaries	N/A
Date of Birth :	Provided	Vested Benefits	
Age:	71	Total Death Benefit	
Tax File Number:	Provided		
Date Joined Fund:	23/03/2009		
Service Period Start Date:			
Date Left Fund:			
Member Code:	SHITOS00001A		
Account Start Date:	23/03/2009		
Account Phase:	Accumulation Phase		
Account Description:	Accumulation		

Your Balance

Total Benefits

Preservation Components

Preserved
 Unrestricted Non Preserved
 Restricted Non Preserved

Tax Components

Tax Free
 Taxable

Your Detailed Account Summary

	This Year	Last Year
Opening balance at 01/07/2020		
<u>Increases to Member account during the period</u>		
Employer Contributions		
Personal Contributions (Concessional)		
Personal Contributions (Non Concessional)		
Government Co-Contributions		
Other Contributions		
Proceeds of Insurance Policies		
Transfers In		
Net Earnings		
Internal Transfer In		
<u>Decreases to Member account during the period</u>		
Pensions Paid		
Contributions Tax		
Income Tax		
No TFN Excess Contributions Tax		
Excess Contributions Tax		
Refund Excess Contributions		
Division 293 Tax		
Insurance Policy Premiums Paid		
Management Fees		
Member Expenses		
Benefits Paid/Transfers Out		
Superannuation Surcharge Tax		
Internal Transfer Out		
Closing balance at 30/06/2021	0.00	0.00

Shimada Family Superannuation Fund
Members Statement

Trustee's Disclaimer

This statement has been prepared by the Trustee for the member whose name appears at the top of this statement. Every effort has been made by the Trustee to ensure the accuracy and completeness of this Statement. The Trustee does not accept any liability for any error, omission or misprint. All amounts shown in relation to benefits do not take into account any amounts which may be withheld to satisfy the requirements imposed by the Income Tax Assessment Act 1936.

Signed by all the trustees of the fund

Toshio Shimada
Director

Setsuko Shimada
Director

Shimada Family Superannuation Fund

Members Statement

Toshio Shimada
 76 Tambourine Bay Road
 Riverview, New South Wales, 2066, Australia

Your Details		Nominated Beneficiaries	N/A
Date of Birth :	Provided	Vested Benefits	345,315.10
Age:	71	Total Death Benefit	345,315.10
Tax File Number:	Provided		
Date Joined Fund:	23/03/2009		
Service Period Start Date:			
Date Left Fund:			
Member Code:	SHITOS00002P		
Account Start Date:	01/07/2012		
Account Phase:	Retirement Phase		
Account Description:	Account Based Pension		

Your Balance	
Total Benefits	345,315.10
<u>Preservation Components</u>	
Preserved	
Unrestricted Non Preserved	345,315.10
Restricted Non Preserved	
<u>Tax Components</u>	
Tax Free (75.91%)	262,141.81
Taxable	83,173.29

Your Detailed Account Summary		
	This Year	Last Year
Opening balance at 01/07/2020	336,374.45	369,615.67
<u>Increases to Member account during the period</u>		
Employer Contributions		
Personal Contributions (Concessional)		
Personal Contributions (Non Concessional)		
Government Co-Contributions		
Other Contributions		
Proceeds of Insurance Policies		
Transfers In		
Net Earnings	24,940.65	17,121.79
Internal Transfer In		
<u>Decreases to Member account during the period</u>		
Pensions Paid	16,000.00	50,363.01
Contributions Tax		
Income Tax		
No TFN Excess Contributions Tax		
Excess Contributions Tax		
Refund Excess Contributions		
Division 293 Tax		
Insurance Policy Premiums Paid		
Management Fees		
Member Expenses		
Benefits Paid/Transfers Out		
Superannuation Surcharge Tax		
Internal Transfer Out		
Closing balance at 30/06/2021	345,315.10	336,374.45

Shimada Family Superannuation Fund
Members Statement

Trustee's Disclaimer

This statement has been prepared by the Trustee for the member whose name appears at the top of this statement. Every effort has been made by the Trustee to ensure the accuracy and completeness of this Statement. The Trustee does not accept any liability for any error, omission or misprint. All amounts shown in relation to benefits do not take into account any amounts which may be withheld to satisfy the requirements imposed by the Income Tax Assessment Act 1936.

Signed by all the trustees of the fund

Toshio Shimada
Director

Setsuko Shimada
Director

Shimada Family Superannuation Fund

Members Statement

Setsuko Shimada
 76 Tambourine Bay Road
 Riverview, New South Wales, 2066, Australia

Your Details

Date of Birth : Provided
 Age: 71
 Tax File Number: Provided
 Date Joined Fund: 23/03/2009
 Service Period Start Date:
 Date Left Fund:
 Member Code: SHISET00001A
 Account Start Date: 23/03/2009
 Account Phase: Accumulation Phase
 Account Description: Accumulation

Nominated Beneficiaries N/A

Vested Benefits
 Total Death Benefit

Your Balance

Total Benefits

Preservation Components

Preserved
 Unrestricted Non Preserved
 Restricted Non Preserved

Tax Components

Tax Free
 Taxable

Your Detailed Account Summary

	This Year	Last Year
Opening balance at 01/07/2020		
<u>Increases to Member account during the period</u>		
Employer Contributions		
Personal Contributions (Concessional)		
Personal Contributions (Non Concessional)		
Government Co-Contributions		
Other Contributions		
Proceeds of Insurance Policies		
Transfers In		
Net Earnings		
Internal Transfer In		
<u>Decreases to Member account during the period</u>		
Pensions Paid		
Contributions Tax		
Income Tax		
No TFN Excess Contributions Tax		
Excess Contributions Tax		
Refund Excess Contributions		
Division 293 Tax		
Insurance Policy Premiums Paid		
Management Fees		
Member Expenses		
Benefits Paid/Transfers Out		
Superannuation Surcharge Tax		
Internal Transfer Out		
Closing balance at 30/06/2021	0.00	0.00

Shimada Family Superannuation Fund
Members Statement

Trustee's Disclaimer

This statement has been prepared by the Trustee for the member whose name appears at the top of this statement. Every effort has been made by the Trustee to ensure the accuracy and completeness of this Statement. The Trustee does not accept any liability for any error, omission or misprint. All amounts shown in relation to benefits do not take into account any amounts which may be withheld to satisfy the requirements imposed by the Income Tax Assessment Act 1936.

Signed by all the trustees of the fund

Toshio Shimada
Director

Setsuko Shimada
Director

Shimada Family Superannuation Fund

Members Statement

Setsuko Shimada
 76 Tambourine Bay Road
 Riverview, New South Wales, 2066, Australia

Your Details

Date of Birth : Provided
 Age: 71
 Tax File Number: Provided
 Date Joined Fund: 23/03/2009
 Service Period Start Date:
 Date Left Fund:
 Member Code: SHISET00002P
 Account Start Date: 01/07/2012
 Account Phase: Retirement Phase
 Account Description: Account Based Pension

Nominated Beneficiaries N/A
 Vested Benefits 351,603.50
 Total Death Benefit 351,603.50

Your Balance

Total Benefits 351,603.50

Preservation Components
 Preserved
 Unrestricted Non Preserved 351,603.50
 Restricted Non Preserved

Tax Components
 Tax Free (75.91%) 266,915.33
 Taxable 84,688.17

Your Detailed Account Summary

	This Year	Last Year
Opening balance at 01/07/2020	342,209.85	375,167.97
<u>Increases to Member account during the period</u>		
Employer Contributions		
Personal Contributions (Concessional)		
Personal Contributions (Non Concessional)		
Government Co-Contributions		
Other Contributions		
Proceeds of Insurance Policies		
Transfers In		
Net Earnings	25,393.65	17,404.90
Internal Transfer In		
<u>Decreases to Member account during the period</u>		
Pensions Paid	16,000.00	50,363.02
Contributions Tax		
Income Tax		
No TFN Excess Contributions Tax		
Excess Contributions Tax		
Refund Excess Contributions		
Division 293 Tax		
Insurance Policy Premiums Paid		
Management Fees		
Member Expenses		
Benefits Paid/Transfers Out		
Superannuation Surcharge Tax		
Internal Transfer Out		
Closing balance at 30/06/2021	351,603.50	342,209.85

Shimada Family Superannuation Fund
Members Statement

Trustee's Disclaimer

This statement has been prepared by the Trustee for the member whose name appears at the top of this statement. Every effort has been made by the Trustee to ensure the accuracy and completeness of this Statement. The Trustee does not accept any liability for any error, omission or misprint. All amounts shown in relation to benefits do not take into account any amounts which may be withheld to satisfy the requirements imposed by the Income Tax Assessment Act 1936.

Signed by all the trustees of the fund

Toshio Shimada
Director

Setsuko Shimada
Director

Shimada Family Superannuation Fund

Members Summary

As at 30 June 2021

Opening Balances	Increases				Decreases					Closing Balance	
	Contributions	Transfers In	Net Earnings	Insurance Proceeds	Pensions Paid	Contributions Tax	Taxes Paid	Benefits Paid/ Transfers Out	Insurance Premiums		Member Expenses
Toshio Shimada (Age: 71)											
SHITOS00001A - Accumulation											
SHITOS00002P - Account Based Pension - Tax Free: 75.91%											
336,374.45			24,940.65		16,000.00						345,315.10
336,374.45			24,940.65		16,000.00						345,315.10
Setsuko Shimada (Age: 71)											
SHISET00001A - Accumulation											
SHISET00002P - Account Based Pension - Tax Free: 75.91%											
342,209.85			25,393.65		16,000.00						351,603.50
342,209.85			25,393.65		16,000.00						351,603.50
678,584.30			50,334.30		32,000.00						696,918.60