

---

# GARY CLARKE SUPERANNUATION FUND

## Reports

### Table of Contents

---

#### Report Name

Fund Details Report

Trial Balance

General Ledger Audit Trail Report

Bank Account Movement Report

Investment Summary Report

Investment Movement and Returns Report

Investment Allocation

Foreign Cash Reconciliation

Statement of Taxable Income Report

Foreign Income and Expenses Worksheet

Tax Accounting Reconciliation

Realised Capital Gains Report

Unrealised Capital Gains Report

# GARY CLARKE SUPERANNUATION FUND

## Fund Details Report

### Fund Details

Fund Start Date	21 July 2003
Fund Code	GARYCLA
Name	GARY CLARKE SUPERANNUATION FUND
Previous Name	
Legal Type	SMSF
Is Resident	True
ABN	80 698 764 677
TFN	798338262
SFN	
RSE Registration Number	
RSE Effective Date	

### Fund Contact Details

Phone	
Fax	
Email	
URL	
Use Physical Address for Mailing	False
<b>Physical Address</b>	
Line 1	143 Veterans Parade
Line 2	
Line 3	
Suburb	NARRABEEN
State	NSW
Postcode	2101
Validate Address	False
<b>Mailing Address</b>	
Addressee	
Line 1	Suite 201
Line 2	
Line 3	30 Fisher road
Suburb	Dee Why
State	NSW
Postcode	2099
Validate Address	False

### Trust Deeds

<b>Deed Date</b>	21 July 2003	<b>Date Printed</b>	
<b>Jurisdiction</b>	NSW	<b>Deed Type</b>	Establishment
<b>Trustee Name</b>	Mr G Clake & Ms M Seaton		
<b>Deed Source</b>	Not Supplied		
<b>Comments</b>			

---

# GARY CLARKE SUPERANNUATION FUND

## Fund Details Report

---

### Fund Investment Returns

Financial Year	Rate Of Return
2020	Not Recorded
2019	Not Recorded
2018	Not Recorded
2017	Not Recorded
2016	Not Recorded
2015	Not Recorded
2014	Not Recorded
2013	Not Recorded
2012	Not Recorded
2011	Not Recorded
2010	Not Recorded
2009	Not Recorded
2008	Not Recorded
2007	Not Recorded
2006	Not Recorded
2005	Not Recorded
2004	Not Recorded

### Fund Settings

Annual Return Address Default Fund

#### Fund Policy

Fund Policy Start Date

Fund Policy End Date

#### GST

GST Status Non-Registered

GST Status Date

GST Tax Period

#### Pensions

Segregate for Pension Purposes False

Pension Exempt % (Actuarial)

Pension Exempt % (Expenses)

#### Tax Effect Accounting

Use Tax Effect Accounting True

Capital Loss Provision %

Income Loss Provision %

Unrealised Gains Provision %

---

---

# GARY CLARKE SUPERANNUATION FUND

## Fund Details Report

---

### Bank Accounts

<b>Code and Description</b>	<b>680 - Cash at Bank - 4411</b>
Account Type	Bank Account
BSB	012-298
Account Number	107974411
Account Name	G J Clarke & M Seaton ATF Gary Clarke Superannuation Fund
Operational Account	True
Holding Reference Type	
Holding Reference	
In-House Asset	False

---

<b>Code and Description</b>	<b>682 - Cash at Bank - 7524</b>
Account Type	Bank Account
BSB	012-012
Account Number	347807524
Account Name	
Operational Account	True
Holding Reference Type	
Holding Reference	
In-House Asset	False

### Investment Accounts

<b>Code and Description</b>	<b>ANZ OA I - ANZ OneAnswer Investment</b>
Holding Reference Type	
Holding Reference	
Security Issue Code	ANZ OA I
Market Type Code	UN
Unlisted Security Type Code	UnlistedTrust
In-House Asset	False

### Custom Holding Accounts

<b>Code and Description</b>	<b>665 - PAYG Tax Instalments</b>
Holding Reference Type	
Holding Reference	
Unrealised Tax Provision %	
Unrealised Tax Provision Default?	
In-House Asset	False
GL Investment Classification	OtherAssets
Tax Return Classification	AustDirectOther
Capital Gain Classification	NonCGTAsset
Market Type	NI

---

<b>Code and Description</b>	<b>CFS FCWI - Colonial First State FirstChoice Wholesale Investments</b>
Holding Reference Type	
Holding Reference	
Unrealised Tax Provision %	
Unrealised Tax Provision Default?	
In-House Asset	False
GL Investment Classification	ManagedInvestments
Tax Return Classification	AustManagedFundsUnlistedTrusts
Capital Gain Classification	OtherCGTAssetsEvents
Market Type	Platform

---

---

# GARY CLARKE SUPERANNUATION FUND

## Fund Details Report

---

### Member Details

<b>Member Number</b>	1
Title	MR
First Name	Gary
Middle Names	John
Family Name	Clarke
Gender	Male
Date of Birth	30 October 1945
Date of Death	
Preferred Salutation	
Preferred Name	

#### Contact Details

Preferred Voice Contact	
Preferred Written Contact	
Home Phone	
Work Phone	
Mobile	
Fax	
Direct	
Email	

Use Physical Address for Mailing	False
----------------------------------	-------

#### Physical Address

Line 1	143 Veterans Parade
Line 2	
Line 3	
Suburb	NARRABEEN
State	NSW
Postcode	2101
Validate Address	False

#### Mailing Address

Addressee	
Line 1	Suite 201
Line 2	30 Fisher Road
Line 3	
Suburb	DEE WHY
State	NSW
Postcode	2099
Validate Address	False

#### Member Details

Join Fund Date	21 July 2003
Leave Fund Date	
ESP Start Date	21 July 2003
Australian Resident	True
TFN	257121952
Claim Tax Free Threshold	True
Death Sum Insured	0.00
TPD Sum Insured	0.00
Salary Continuance Sum Insured	0.00

#### Pension Accounts

---

# GARY CLARKE SUPERANNUATION FUND

## Fund Details Report

---

<b>Pension Account Name</b>	<b>GJ_ABP_1</b>
Pension Type	AccountBased
Start Date	1 July 2012
Crystallisation Date	1 July 2012
<hr/>	
<b>Member Number</b>	<b>2</b>
Title	MISS
First Name	Michelle
Middle Names	
Family Name	Seaton
Gender	Female
Date of Birth	24 September 1968
Date of Death	
Preferred Salutation	
Preferred Name	
<b>Contact Details</b>	
Preferred Voice Contact	
Preferred Written Contact	
Home Phone	
Work Phone	
Mobile	
Fax	
Direct	
Email	
Use Physical Address for Mailing	True
<b>Physical Address</b>	
Line 1	143 Veterans Pde
Line 2	
Line 3	
Suburb	NARRABEEN
State	NSW
Postcode	2101
Validate Address	False
<b>Member Details</b>	
Join Fund Date	14 June 2017
Leave Fund Date	
ESP Start Date	3 December 1989
Australian Resident	True
TFN	144580281
Claim Tax Free Threshold	True
Death Sum Insured	
TPD Sum Insured	
Salary Continuance Sum Insured	

---

---

**GARY CLARKE SUPERANNUATION FUND**  
Fund Details Report

---

## GARY CLARKE SUPERANNUATION FUND

Trial Balance as at 30 June 2018

Prior Year		Description	Current Year	
Debits	Credits		Debits	Credits
<b>INCOME</b>				
-	263,803.00	Rollovers In	-	-
Contributions				
-	1,000.00	Employer	-	18,240.00
-	1,277.00	Member	-	-
52,677.01	-	Realised Capital Gains	-	-
-	42,449.25	Increase in Market Value	-	16,989.25
-	24,462.51	Distributions	-	36,143.82
-	139.90	General Taxable Income	-	-
-	335.69	Interest	-	21.52
-	-	Investment Fee Rebate	-	3.04
<b>EXPENSE</b>				
-	-	General Expenses	6,397.93	-
259.00	-	SMSF Supervisory Levy	-	-
<b>INCOME TAX</b>				
-	4,428.52	Income Tax Expense	8,053.28	-
-	60.00	Prior Years Under Provision for Income Tax	-	-
<b>PROFIT &amp; LOSS CLEARING ACCOUNT</b>				
285,019.86	-	Profit & Loss Clearing Account	56,946.42	-
<b>ASSETS</b>				
774,688.80	-	Managed Investments	837,502.97	-
21,538.85	-	Cash At Bank	20,345.37	-
7,251.67	-	Deferred Tax Assets	4,226.84	-



# GARY CLARKE SUPERANNUATION FUND

Trial Balance as at 30 June 2018

Prior Year		Description	Current Year	
Debits	Credits		Debits	Credits
2,665.34	-	Current Tax Assets	1,420.90	-
		<b>LIABILITIES</b>		
-	-	Other Taxes Payable	-	405.00
		<b>MEMBER ENTITLEMENTS</b>		
-	264,196.67	Miss Michelle Seaton	-	292,316.67
-	541,947.99	Mr Gary Clarke	-	570,774.41
<u>1,144,100.53</u>	<u>1,144,100.53</u>		<u>934,893.71</u>	<u>934,893.71</u>

# GARY CLARKE SUPERANNUATION FUND

## General Ledger Audit Trail

For the period from 1 July 2017 to 30 June 2018

Processed Date & User	Date	Description	State	Amount
-----------------------	------	-------------	-------	--------

### Income

#### Investment Gains · Increase in Market Value · Managed Investments · Colonial First State FirstChoice Wholesale Investr

13/10/2019	pasandi@armstrongadvisory.com.au	30/06/2018	Market Value Adjustment	Accounted	16,989.25	Cr
------------	----------------------------------	------------	-------------------------	-----------	-----------	----

#### Investment Income · Distributions · Managed Investments · Colonial First State FirstChoice Wholesale Investments

13/10/2019	Transaction Rules	31/12/2017	Distributions	Accounted	10,708.94	Cr
13/10/2019	Transaction Rules	29/06/2018	Distributions	Accounted	23,270.87	Cr
13/10/2019	pasandi@armstrongadvisory.com.au	30/06/2018	Distribution - Tax Statement	Accounted	682.00	Cr
13/10/2019	pasandi@armstrongadvisory.com.au	30/06/2018	Distribution - Tax Statement	Accounted	1,482.01	Cr

#### Investment Income · Interest · Cash At Bank · Cash at Bank - 4411

13/10/2019	Transaction Rules	28/07/2017	Credit interest paid	Accounted	1.66	Cr
13/10/2019	Transaction Rules	29/08/2017	Credit interest paid	Accounted	1.83	Cr
13/10/2019	Transaction Rules	29/09/2017	Credit interest paid	Accounted	1.77	Cr
13/10/2019	Transaction Rules	27/10/2017	Credit interest paid	Accounted	1.61	Cr
13/10/2019	Transaction Rules	29/11/2017	Credit interest paid	Accounted	1.86	Cr
13/10/2019	Transaction Rules	29/12/2017	Credit interest paid	Accounted	1.69	Cr
13/10/2019	Transaction Rules	29/01/2018	Credit interest paid	Accounted	1.72	Cr
13/10/2019	Transaction Rules	28/02/2018	Credit interest paid	Accounted	1.66	Cr
13/10/2019	Transaction Rules	29/03/2018	Credit interest paid	Accounted	1.59	Cr
13/10/2019	Transaction Rules	27/04/2018	Credit interest paid	Accounted	1.60	Cr
13/10/2019	Transaction Rules	29/05/2018	Credit interest paid	Accounted	1.73	Cr
13/10/2019	Transaction Rules	11/06/2018	Credit interest paid	Accounted	0.70	Cr
13/10/2019	Transaction Rules	29/06/2018	Credit interest paid	Accounted	1.45	Cr

#### Investment Income · Interest · Cash At Bank · Cash at Bank - 7524

13/10/2019	pasandi@armstrongadvisory.com.au	29/06/2018	YTD interest	Accounted	0.65	Cr
------------	----------------------------------	------------	--------------	-----------	------	----

#### Investment Income · Investment Fee Rebate · Managed Investments · Colonial First State FirstChoice Wholesale Investr

13/10/2019	pasandi@armstrongadvisory.com.au	29/06/2018	Management fee rebate	Accounted	3.04	Cr
------------	----------------------------------	------------	-----------------------	-----------	------	----

#### Member Receipts · Contributions · Employer · Miss Michelle Seaton

13/10/2019	pasandi@armstrongadvisory.com.au	29/06/2018	Applications	Accounted	17,100.00	Cr
------------	----------------------------------	------------	--------------	-----------	-----------	----

#### Member Receipts · Contributions · Employer · Mr Gary Clarke

13/10/2019	pasandi@armstrongadvisory.com.au	29/06/2018	Applications	Accounted	1,140.00	Cr
------------	----------------------------------	------------	--------------	-----------	----------	----

### Expenses

#### Other Expenses · General Expenses · Managed Investments · Colonial First State FirstChoice Wholesale Investments

13/10/2019	Transaction Rules	31/12/2017	Adviser service fees	Accounted	2,869.07	Dr
13/10/2019	Transaction Rules	29/06/2018	Adviser service fees	Accounted	3,528.86	Dr

### Income Tax

#### Income Tax Expense · Income Tax Expense

13/10/2019	pasandi@armstrongadvisory.com.au	30/06/2018	Change in provision for deferred tax	Accounted	1,698.93	Dr
13/10/2019	pasandi@armstrongadvisory.com.au	30/06/2018	Fund Income Tax	Accounted	6,354.35	Dr

# GARY CLARKE SUPERANNUATION FUND

## General Ledger Audit Trail

For the period from 1 July 2017 to 30 June 2018

Processed Date & User	Date	Description	State	Amount
-----------------------	------	-------------	-------	--------

### Assets

#### Investments · Managed Investments · Colonial First State FirstChoice Wholesale Investments

13/10/2019	pasandi@armstrongadvisory.com.au	31/12/2017	Adviser service fees	Accounted	2,869.07	Cr
13/10/2019	pasandi@armstrongadvisory.com.au	31/12/2017	Distributions	Accounted	10,708.94	Dr
13/10/2019	pasandi@armstrongadvisory.com.au	29/06/2018	Distributions	Accounted	23,270.87	Dr
13/10/2019	pasandi@armstrongadvisory.com.au	29/06/2018	Adviser service fees	Accounted	3,528.86	Cr
13/10/2019	pasandi@armstrongadvisory.com.au	29/06/2018	Management fee rebate	Accounted	3.04	Dr
13/10/2019	pasandi@armstrongadvisory.com.au	29/06/2018	Applications	Accounted	18,240.00	Dr
13/10/2019	pasandi@armstrongadvisory.com.au	30/06/2018	Market Value Adjustment	Accounted	16,989.25	Dr

#### Other Assets · Cash At Bank · Cash at Bank - 4411

13/10/2019	pasandi@armstrongadvisory.com.au	28/07/2017	Credit interest paid	Accounted	1.66	Dr
13/10/2019	pasandi@armstrongadvisory.com.au	29/08/2017	Credit interest paid	Accounted	1.83	Dr
13/10/2019	pasandi@armstrongadvisory.com.au	29/09/2017	Credit interest paid	Accounted	1.77	Dr
13/10/2019	pasandi@armstrongadvisory.com.au	27/10/2017	Credit interest paid	Accounted	1.61	Dr
13/10/2019	pasandi@armstrongadvisory.com.au	6/11/2017	001061 ATO payg instlmt	Accounted	405.00	Cr
13/10/2019	pasandi@armstrongadvisory.com.au	29/11/2017	Credit interest paid	Accounted	1.86	Dr
13/10/2019	pasandi@armstrongadvisory.com.au	29/12/2017	Credit interest paid	Accounted	1.69	Dr
13/10/2019	pasandi@armstrongadvisory.com.au	15/01/2018	001062 ATO payg instlmt	Accounted	405.00	Cr
13/10/2019	pasandi@armstrongadvisory.com.au	29/01/2018	Credit interest paid	Accounted	1.72	Dr
13/10/2019	pasandi@armstrongadvisory.com.au	28/02/2018	Credit interest paid	Accounted	1.66	Dr
13/10/2019	pasandi@armstrongadvisory.com.au	29/03/2018	Credit interest paid	Accounted	1.59	Dr
13/10/2019	pasandi@armstrongadvisory.com.au	27/04/2018	Credit interest paid	Accounted	1.60	Dr
13/10/2019	pasandi@armstrongadvisory.com.au	27/04/2018	001063 ATO payg isntlmt	Accounted	405.00	Cr
13/10/2019	pasandi@armstrongadvisory.com.au	29/05/2018	Credit interest paid	Accounted	1.73	Dr
13/10/2019	pasandi@armstrongadvisory.com.au	11/06/2018	Credit interest paid	Accounted	0.70	Dr
13/10/2019	pasandi@armstrongadvisory.com.au	29/06/2018	Credit interest paid	Accounted	1.45	Dr

#### Other Assets · Cash At Bank · Cash at Bank - 7524

13/10/2019	pasandi@armstrongadvisory.com.au	29/06/2018	YTD interest	Accounted	0.65	Dr
------------	----------------------------------	------------	--------------	-----------	------	----

#### Other Assets · Current Tax Assets · Change in Carried Forward Losses

15/10/2018	pasandi@armstrongadvisory.com.au	1/07/2017	Fund Tax Finalisation	Accounted	4,524.10	Dr
13/10/2019	pasandi@armstrongadvisory.com.au	30/06/2018	Change In Carry Forward Loss	Accounted	1,325.90	Dr

#### Other Assets · Current Tax Assets · Foreign Tax Credits · Managed Investments · Colonial First State FirstChoice Whole

# GARY CLARKE SUPERANNUATION FUND

## General Ledger Audit Trail

For the period from 1 July 2017 to 30 June 2018

Processed Date & User	Date	Description	State	Amount
-----------------------	------	-------------	-------	--------

### Assets

#### Other Assets · Current Tax Assets · Foreign Tax Credits · Managed Investments · Colonial First State FirstChoice Whole

15/10/2018	pasandi@armstrongadvisory.com.au	1/07/2017	Fund Tax Finalisation	Accounted	363.92	Cr
13/10/2019	pasandi@armstrongadvisory.com.au	30/06/2018	Distribution - Tax Statement	Accounted	345.83	Dr
13/10/2019	pasandi@armstrongadvisory.com.au	30/06/2018	Distribution - Tax Statement	Accounted	159.15	Dr

#### Other Assets · Current Tax Assets · Foreign Tax Credits · Units In Unlisted Unit Trusts · ANZ OneAnswer Investment

15/10/2018	pasandi@armstrongadvisory.com.au	1/07/2017	Fund Tax Finalisation	Accounted	2.83	Cr
------------	----------------------------------	-----------	-----------------------	-----------	------	----

#### Other Assets · Current Tax Assets · Franking Credits · Managed Investments · Colonial First State FirstChoice Wholesal

15/10/2018	pasandi@armstrongadvisory.com.au	1/07/2017	Fund Tax Finalisation	Accounted	455.95	Cr
13/10/2019	pasandi@armstrongadvisory.com.au	30/06/2018	Distribution - Tax Statement	Accounted	1,136.18	Dr
13/10/2019	pasandi@armstrongadvisory.com.au	30/06/2018	Distribution - Tax Statement	Accounted	522.85	Dr

#### Other Assets · Current Tax Assets · Franking Credits · Units In Unlisted Unit Trusts · ANZ OneAnswer Investment

15/10/2018	pasandi@armstrongadvisory.com.au	1/07/2017	Fund Tax Finalisation	Accounted	834.79	Cr
------------	----------------------------------	-----------	-----------------------	-----------	--------	----

#### Other Assets · Current Tax Assets · Income Tax Instalments Paid

15/10/2018	pasandi@armstrongadvisory.com.au	1/07/2017	Fund Tax Finalisation	Accounted	3,831.00	Cr
13/10/2019	pasandi@armstrongadvisory.com.au	30/09/2017	001061 ATO payg instlmt	Accounted	405.00	Dr
13/10/2019	pasandi@armstrongadvisory.com.au	31/12/2017	001062 ATO payg instlmt	Accounted	405.00	Dr
13/10/2019	pasandi@armstrongadvisory.com.au	31/03/2018	001063 ATO payg isntlmt	Accounted	405.00	Dr
13/10/2019	pasandi@armstrongadvisory.com.au	30/06/2018	Fund Activity Statement	Accounted	405.00	Dr

#### Other Assets · Current Tax Assets · Income Tax Payable

15/10/2018	pasandi@armstrongadvisory.com.au	1/07/2017	Fund Tax Finalisation	Accounted	2,665.34	Dr
------------	----------------------------------	-----------	-----------------------	-----------	----------	----

#### Other Assets · Current Tax Assets · Provision for Income Tax

15/10/2018	pasandi@armstrongadvisory.com.au	1/07/2017	Fund Tax Finalisation	Accounted	1,700.95	Cr
13/10/2019	pasandi@armstrongadvisory.com.au	30/06/2018	Tax Effect Of Income	Accounted	6,354.35	Cr

#### Other Assets · Deferred Tax Assets · Carried Forward Capital Losses

13/10/2019	pasandi@armstrongadvisory.com.au	30/06/2018	Change In Carry Forward Loss	Accounted	1,325.90	Cr
------------	----------------------------------	------------	------------------------------	-----------	----------	----

#### Other Assets · Deferred Tax Assets · Unrealised Gains · Losses

13/10/2019	pasandi@armstrongadvisory.com.au	30/06/2018	Change in provision for deferred tax	Accounted	1,698.93	Cr
------------	----------------------------------	------------	--------------------------------------	-----------	----------	----

#### Other Assets · Receivables · Investment Income Receivable · Distributions · Managed Investments · Colonial First State

13/10/2019	Transaction Rules	31/12/2017	Distributions	Accounted	10,708.94	Dr
13/10/2019	Evidence Match	31/12/2017	Distributions	Accounted	10,708.94	Cr
13/10/2019	Transaction Rules	29/06/2018	Distributions	Accounted	23,270.87	Dr
13/10/2019	Evidence Match	29/06/2018	Distributions	Accounted	23,270.87	Cr

#### Other Assets · Receivables · Investment Income Receivable · Interest · Cash At Bank · Cash at Bank - 4411

# GARY CLARKE SUPERANNUATION FUND

## General Ledger Audit Trail

For the period from 1 July 2017 to 30 June 2018

Processed Date & User	Date	Description	State	Amount
-----------------------	------	-------------	-------	--------

### Assets

#### Other Assets · Receivables · Investment Income Receivable · Interest · Cash At Bank · Cash at Bank - 4411

13/10/2019	Evidence Match	28/07/2017	Credit interest paid	Accounted	1.66	Cr
13/10/2019	Transaction Rules	28/07/2017	Credit interest paid	Accounted	1.66	Dr
13/10/2019	Evidence Match	29/08/2017	Credit interest paid	Accounted	1.83	Cr
13/10/2019	Transaction Rules	29/08/2017	Credit interest paid	Accounted	1.83	Dr
13/10/2019	Evidence Match	29/09/2017	Credit interest paid	Accounted	1.77	Cr
13/10/2019	Transaction Rules	29/09/2017	Credit interest paid	Accounted	1.77	Dr
13/10/2019	Evidence Match	27/10/2017	Credit interest paid	Accounted	1.61	Cr
13/10/2019	Transaction Rules	27/10/2017	Credit interest paid	Accounted	1.61	Dr
13/10/2019	Evidence Match	29/11/2017	Credit interest paid	Accounted	1.86	Cr
13/10/2019	Transaction Rules	29/11/2017	Credit interest paid	Accounted	1.86	Dr
13/10/2019	Evidence Match	29/12/2017	Credit interest paid	Accounted	1.69	Cr
13/10/2019	Transaction Rules	29/12/2017	Credit interest paid	Accounted	1.69	Dr
13/10/2019	Transaction Rules	29/01/2018	Credit interest paid	Accounted	1.72	Dr
13/10/2019	Evidence Match	29/01/2018	Credit interest paid	Accounted	1.72	Cr
13/10/2019	Evidence Match	28/02/2018	Credit interest paid	Accounted	1.66	Cr
13/10/2019	Transaction Rules	28/02/2018	Credit interest paid	Accounted	1.66	Dr
13/10/2019	Evidence Match	29/03/2018	Credit interest paid	Accounted	1.59	Cr
13/10/2019	Transaction Rules	29/03/2018	Credit interest paid	Accounted	1.59	Dr
13/10/2019	Evidence Match	27/04/2018	Credit interest paid	Accounted	1.60	Cr
13/10/2019	Transaction Rules	27/04/2018	Credit interest paid	Accounted	1.60	Dr
13/10/2019	Evidence Match	29/05/2018	Credit interest paid	Accounted	1.73	Cr
13/10/2019	Transaction Rules	29/05/2018	Credit interest paid	Accounted	1.73	Dr
13/10/2019	Evidence Match	11/06/2018	Credit interest paid	Accounted	0.70	Cr
13/10/2019	Transaction Rules	11/06/2018	Credit interest paid	Accounted	0.70	Dr
13/10/2019	Evidence Match	29/06/2018	Credit interest paid	Accounted	1.45	Cr
13/10/2019	Transaction Rules	29/06/2018	Credit interest paid	Accounted	1.45	Dr

#### Other Assets · Receivables · Investment Income Receivable · Interest · Cash At Bank · Cash at Bank - 7524

13/10/2019	Evidence Match	29/06/2018	YTD interest	Accounted	0.65	Cr
13/10/2019	pasandi@armstrongadvisory.com.au	29/06/2018	YTD interest	Accounted	0.65	Dr

#### Other Assets · Receivables · Investment Income Receivable · Investment Fee Rebate · Managed Investments · Colonial F

13/10/2019	Evidence Match	29/06/2018	Management fee rebate	Accounted	3.04	Cr
13/10/2019	pasandi@armstrongadvisory.com.au	29/06/2018	Management fee rebate	Accounted	3.04	Dr

#### Other Assets · Receivables · Member Income Receivable · Contributions · Miss Michelle Seaton

13/10/2019	Evidence Match	29/06/2018	Contribution Received	Accounted	17,100.00	Cr
13/10/2019	pasandi@armstrongadvisory.com.au	29/06/2018	Applications	Accounted	17,100.00	Dr

#### Other Assets · Receivables · Member Income Receivable · Contributions · Mr Gary Clarke

13/10/2019	Evidence Match	29/06/2018	Contribution Received	Accounted	1,140.00	Cr
13/10/2019	pasandi@armstrongadvisory.com.au	29/06/2018	Applications	Accounted	1,140.00	Dr

#### Other Assets · Unsettled Trades · Acquisitions · Managed Investments · Colonial First State FirstChoice Wholesale Inve

13/10/2019	Evidence Match	31/12/2017	Adviser service fees	Accounted	2,869.07	Cr
13/10/2019	Evidence Match	31/12/2017	Distributions	Accounted	10,708.94	Dr
13/10/2019	pasandi@armstrongadvisory.com.au	31/12/2017	Adviser service fees	Accounted	2,869.07	Dr

# GARY CLARKE SUPERANNUATION FUND

## General Ledger Audit Trail

For the period from 1 July 2017 to 30 June 2018

Processed Date & User	Date	Description	State	Amount
-----------------------	------	-------------	-------	--------

### Assets

#### Other Assets · Unsettled Trades · Acquisitions · Managed Investments · Colonial First State FirstChoice Wholesale Inve

13/10/2019	pasandi@armstrongadvisory.com.au	31/12/2017	Distributions	Accounted	10,708.94	Cr
13/10/2019	Evidence Match	29/06/2018	Distributions	Accounted	23,270.87	Dr
13/10/2019	Evidence Match	29/06/2018	Applications	Accounted	18,240.00	Dr
13/10/2019	Evidence Match	29/06/2018	Management fee rebate	Accounted	3.04	Dr
13/10/2019	Evidence Match	29/06/2018	Adviser service fees	Accounted	3,528.86	Cr
13/10/2019	pasandi@armstrongadvisory.com.au	29/06/2018	Distributions	Accounted	23,270.87	Cr
13/10/2019	pasandi@armstrongadvisory.com.au	29/06/2018	Adviser service fees	Accounted	3,528.86	Dr
13/10/2019	pasandi@armstrongadvisory.com.au	29/06/2018	Management fee rebate	Accounted	3.04	Cr
13/10/2019	pasandi@armstrongadvisory.com.au	29/06/2018	Applications	Accounted	18,240.00	Cr

### Liabilities

#### Fund Suspense · Cash at Bank - 4411

13/10/2019	Evidence Match	28/07/2017	Credit interest paid	Accounted	1.66	Dr
13/10/2019	pasandi@armstrongadvisory.com.au	28/07/2017	Credit interest paid	Accounted	1.66	Cr
13/10/2019	Evidence Match	29/08/2017	Credit interest paid	Accounted	1.83	Dr
13/10/2019	pasandi@armstrongadvisory.com.au	29/08/2017	Credit interest paid	Accounted	1.83	Cr
13/10/2019	Evidence Match	29/09/2017	Credit interest paid	Accounted	1.77	Dr
13/10/2019	pasandi@armstrongadvisory.com.au	29/09/2017	Credit interest paid	Accounted	1.77	Cr
13/10/2019	Evidence Match	27/10/2017	Credit interest paid	Accounted	1.61	Dr
13/10/2019	pasandi@armstrongadvisory.com.au	27/10/2017	Credit interest paid	Accounted	1.61	Cr
13/10/2019	Evidence Match	6/11/2017	001061 ATO payg instlmt	Accounted	405.00	Cr
13/10/2019	pasandi@armstrongadvisory.com.au	6/11/2017	001061 ATO payg instlmt	Accounted	405.00	Dr
13/10/2019	Evidence Match	29/11/2017	Credit interest paid	Accounted	1.86	Dr
13/10/2019	pasandi@armstrongadvisory.com.au	29/11/2017	Credit interest paid	Accounted	1.86	Cr
13/10/2019	Evidence Match	29/12/2017	Credit interest paid	Accounted	1.69	Dr
13/10/2019	pasandi@armstrongadvisory.com.au	29/12/2017	Credit interest paid	Accounted	1.69	Cr
13/10/2019	pasandi@armstrongadvisory.com.au	15/01/2018	001062 ATO payg instlmt	Accounted	405.00	Dr
13/10/2019	Evidence Match	15/01/2018	001062 ATO payg instlmt	Accounted	405.00	Cr
13/10/2019	Evidence Match	29/01/2018	Credit interest paid	Accounted	1.72	Dr
13/10/2019	pasandi@armstrongadvisory.com.au	29/01/2018	Credit interest paid	Accounted	1.72	Cr
13/10/2019	Evidence Match	28/02/2018	Credit interest paid	Accounted	1.66	Dr
13/10/2019	pasandi@armstrongadvisory.com.au	28/02/2018	Credit interest paid	Accounted	1.66	Cr
13/10/2019	Evidence Match	29/03/2018	Credit interest paid	Accounted	1.59	Dr
13/10/2019	pasandi@armstrongadvisory.com.au	29/03/2018	Credit interest paid	Accounted	1.59	Cr
13/10/2019	Evidence Match	27/04/2018	Credit interest paid	Accounted	1.60	Dr
13/10/2019	Evidence Match	27/04/2018	001063 ATO payg isntlmt	Accounted	405.00	Cr
13/10/2019	pasandi@armstrongadvisory.com.au	27/04/2018	Credit interest paid	Accounted	1.60	Cr

# GARY CLARKE SUPERANNUATION FUND

## General Ledger Audit Trail

For the period from 1 July 2017 to 30 June 2018

Processed Date & User	Date	Description	State	Amount
-----------------------	------	-------------	-------	--------

### Liabilities

#### Fund Suspense - Cash at Bank - 4411

13/10/2019	pasandi@armstrongadvisory.com.au	27/04/2018	001063 ATO payg isntlmt	Accounted	405.00	Dr
13/10/2019	Evidence Match	29/05/2018	Credit interest paid	Accounted	1.73	Dr
13/10/2019	pasandi@armstrongadvisory.com.au	29/05/2018	Credit interest paid	Accounted	1.73	Cr
13/10/2019	Evidence Match	11/06/2018	Credit interest paid	Accounted	0.70	Dr
13/10/2019	pasandi@armstrongadvisory.com.au	11/06/2018	Credit interest paid	Accounted	0.70	Cr
13/10/2019	Evidence Match	29/06/2018	Credit interest paid	Accounted	1.45	Dr
13/10/2019	pasandi@armstrongadvisory.com.au	29/06/2018	Credit interest paid	Accounted	1.45	Cr

#### Fund Suspense - Cash at Bank - 7524

13/10/2019	Evidence Match	29/06/2018	YTD interest	Accounted	0.65	Dr
13/10/2019	pasandi@armstrongadvisory.com.au	29/06/2018	YTD interest	Accounted	0.65	Cr

#### Other Creditors and Accruals - General Expenses - Managed Investments - Colonial First State FirstChoice Wholesale Ir

13/10/2019	Transaction Rules	31/12/2017	Adviser service fees	Accounted	2,869.07	Cr
13/10/2019	Evidence Match	31/12/2017	Adviser service fees	Accounted	2,869.07	Dr
13/10/2019	Transaction Rules	29/06/2018	Adviser service fees	Accounted	3,528.86	Cr
13/10/2019	Evidence Match	29/06/2018	Adviser service fees	Accounted	3,528.86	Dr

#### Other Taxes Payable - Activity Statement Payable - Refundable

13/10/2019	pasandi@armstrongadvisory.com.au	30/09/2017	001061 ATO payg instlmt	Accounted	405.00	Cr
13/10/2019	Evidence Match	6/11/2017	001061 ATO payg instlmt	Accounted	405.00	Dr
13/10/2019	pasandi@armstrongadvisory.com.au	31/12/2017	001062 ATO payg instlmt	Accounted	405.00	Cr
13/10/2019	Evidence Match	15/01/2018	001062 ATO payg instlmt	Accounted	405.00	Dr
13/10/2019	pasandi@armstrongadvisory.com.au	31/03/2018	001063 ATO payg isntlmt	Accounted	405.00	Cr
13/10/2019	Evidence Match	27/04/2018	001063 ATO payg isntlmt	Accounted	405.00	Dr
13/10/2019	pasandi@armstrongadvisory.com.au	30/06/2018	Fund Activity Statement	Accounted	405.00	Cr

### Member Entitlements

#### Member Entitlement Accounts - Miss Michelle Seaton - Accumulation

13/10/2019	pasandi@armstrongadvisory.com.au	29/06/2018	Applications	Accounted	17,100.00	Cr
13/10/2019	pasandi@armstrongadvisory.com.au	30/06/2018	Income Taxes Allocated	Accounted	1,743.03	Dr
13/10/2019	pasandi@armstrongadvisory.com.au	30/06/2018	Investment Profit or Loss	Accounted	15,328.03	Cr
13/10/2019	pasandi@armstrongadvisory.com.au	30/06/2018	Contribution Tax	Accounted	2,565.00	Dr

#### Member Entitlement Accounts - Mr Gary Clarke - Accumulation

13/10/2019	pasandi@armstrongadvisory.com.au	29/06/2018	Applications	Accounted	1,140.00	Cr
13/10/2019	pasandi@armstrongadvisory.com.au	30/06/2018	Income Taxes Allocated	Accounted	3,574.25	Dr
13/10/2019	pasandi@armstrongadvisory.com.au	30/06/2018	Investment Profit or Loss	Accounted	31,431.67	Cr
13/10/2019	pasandi@armstrongadvisory.com.au	30/06/2018	Contribution Tax	Accounted	171.00	Dr

# GARY CLARKE SUPERANNUATION FUND

## Bank Account Movements

For the period 1 July 2017 to 30 June 2018

Date	Description	Withdrawals	Deposits	Balance
<b>Account: <u>Cash at Bank - 4411 (012-298 107974411)</u></b>				
1/07/2017	Opening Balance			20,896.41
28/07/2017	Credit interest paid		1.66	20,898.07
29/08/2017	Credit interest paid		1.83	20,899.90
29/09/2017	Credit interest paid		1.77	20,901.67
27/10/2017	Credit interest paid		1.61	20,903.28
06/11/2017	001061 ATO payg instlmt	405.00		20,498.28
29/11/2017	Credit interest paid		1.86	20,500.14
29/12/2017	Credit interest paid		1.69	20,501.83
15/01/2018	001062 ATO payg instlmt	405.00		20,096.83
29/01/2018	Credit interest paid		1.72	20,098.55
28/02/2018	Credit interest paid		1.66	20,100.21
29/03/2018	Credit interest paid		1.59	20,101.80
27/04/2018	Credit interest paid		1.60	20,103.40
27/04/2018	001063 ATO payg isntlmt	405.00		19,698.40
29/05/2018	Credit interest paid		1.73	19,700.13
11/06/2018	Credit interest paid		0.70	19,700.83
29/06/2018	Credit interest paid		1.45	19,702.28
30/06/2018	Closing Balance	<u>1,215.00</u>	<u>20.87</u>	<u>19,702.28</u>
	Transactions : 16			

**Account: Cash at Bank - 7524 (012-012 347807524)**

1/07/2017	Opening Balance			642.44
29/06/2018	YTD interest		0.65	643.09
30/06/2018	Closing Balance		<u>0.65</u>	<u>643.09</u>
	Transactions : 1			



## GARY CLARKE SUPERANNUATION FUND

### Investment Summary as at 30 June 2018

Investment	Units	Average Cost Price	Market Price	Accounting Cost	Market Value	Unrealised Accounting Gain/(Loss)	Accounting Gain/(Loss) (%)	Portfolio Weight (%)
<b><u>Bank</u></b>								
Cash at Bank - 4411				19,702.28	19,702.28			2.30%
Cash at Bank - 7524				643.09	643.09			0.07%
				<b>20,345.37</b>	<b>20,345.37</b>			<b>2.37%</b>
<b><u>Wrap/Platform Market</u></b>								
Colonial First State FirstChoice Wholesale Investments		0.0000	0.0000	847,789.42	837,502.97	(10,286.45)	(1.21)%	97.63%
				<b>847,789.42</b>	<b>837,502.97</b>	<b>(10,286.45)</b>	<b>(1.21)%</b>	<b>97.63%</b>
				<b>868,134.79</b>	<b>857,848.34</b>	<b>(10,286.45)</b>	<b>(1.18)%</b>	<b>100.00%</b>

The accounting cost is the original cost base adjusted by any subsequent capital call/improvement or capital return transactions. In many cases, it is not the same as the adjusted or reduced cost base, or the reset cost base resulting from the CGT relief. To view the tax cost base and unrealised gain/(loss) for tax purposes refer to the Unrealised Capital Gains Report or change the report parameter to tax cost base.

---

**GARY CLARKE SUPERANNUATION FUND**  
**Investment Movement and Returns Report**  
**For the period from 01 July 2017 to 30 June 2018**

---

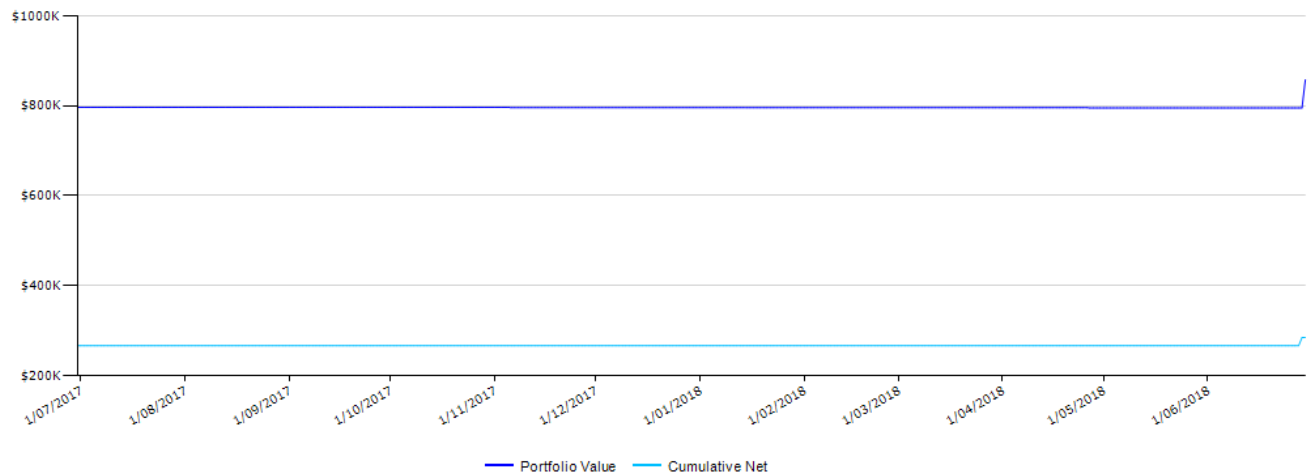
## Movement in Value

---

<b>Starting Market Value</b>	<b>796,227.65</b>
Net Addition	18,240.00
Realised and Unrealised Gains/Losses	16,989.25
Investment Income (excluding credits)	34,004.37
Portfolio Expenses	(6,397.93)
Other*	(1,215.00)
<b>Ending Market Value</b>	<b>857,848.34</b>
Movement in Value	61,620.69

## Portfolio Value versus Cumulative Net Investment

---



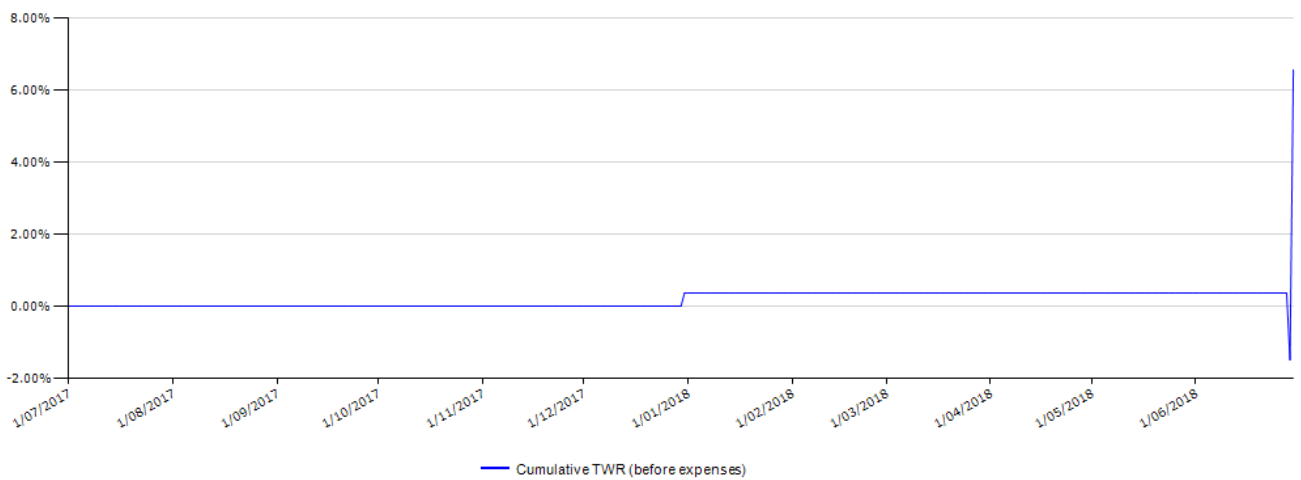
**GARY CLARKE SUPERANNUATION FUND**  
**Investment Movement and Returns Report**  
**For the period from 01 July 2017 to 30 June 2018**

**Portfolio Return**

Realised and Unrealised Gains/Losses	16,989.25
Investment Income (excluding credits)	34,004.37
Credits	2,164.01
<b>Total dollar return before expenses</b>	<b>53,157.63</b>
Investment Expenses	(6,397.93)
<b>Total dollar return after expenses</b>	<b>46,759.70</b>

	<b>1 year</b>	<b>3 years</b>	<b>Since 01/07/2016</b>	<b>Since 01/07/2017</b>
Investment return before expenses (TWR)	6.56%	-	9.92%	6.56%

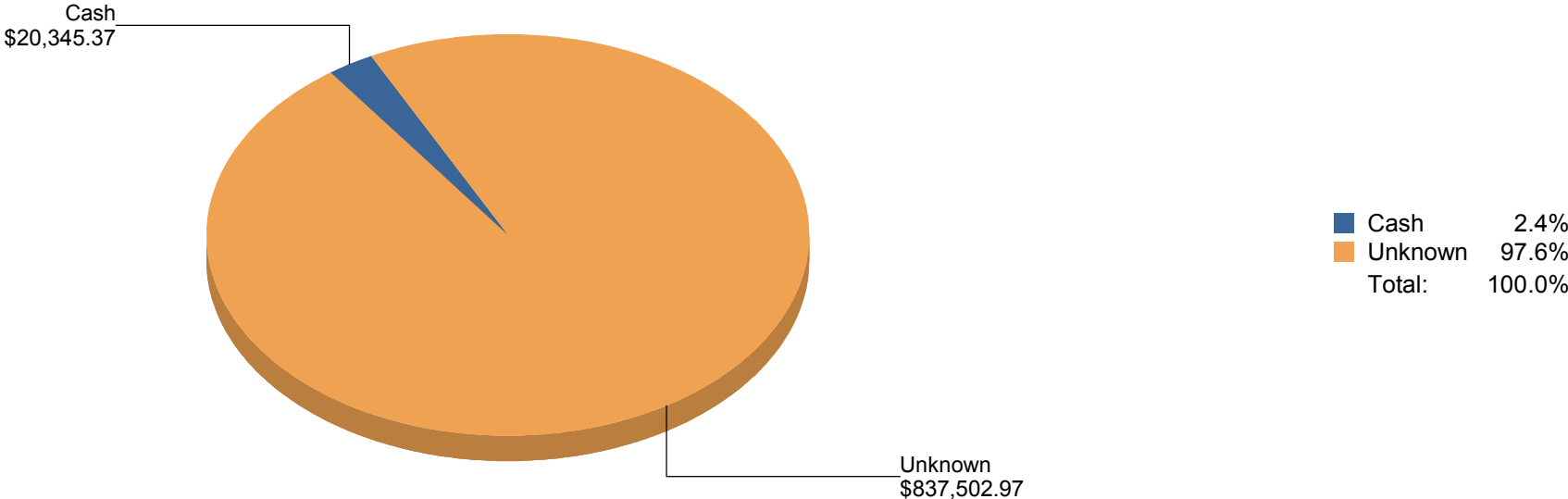
**Return Over Time**



**GARY CLARKE SUPERANNUATION FUND**

Investment Allocation as at 30 June 2018

**Current Asset Allocation**



# GARY CLARKE SUPERANNUATION FUND

Investment Allocation as at 30 June 2018

	Cash	Unknown	Total (\$)
Cash at Bank - 4411	19,702.28 100.00%	0.00 0.00%	19,702.28 100.00%
Cash at Bank - 7524	643.09 100.00%	0.00 0.00%	643.09 100.00%
Colonial First State FirstChoice Wholesale Investments	0.00 0.00%	837,502.97 100.00%	837,502.97 100.00%
Total	<b>20,345.37</b> 2.37%	<b>837,502.97</b> 97.63%	857,848.34 100.00%

**NOTE: Investment Totals include Unsettled Amounts.**

---

**GARY CLARKE SUPERANNUATION FUND**

**Foreign Cash Reconciliation Statement**

**For the period 1 July 2017 to 30 June 2018**

---

Date	Description	Bank Statement Line Items					Matched Transaction(s)		
		Foreign Withdrawals	Foreign Deposits	Balance	AUD Withdrawals	AUD Deposits	Amount	Matched As	Account Name

---

**Currency:**

**Bank Account:**

Opening Balance

Closing Balance

# GARY CLARKE SUPERANNUATION FUND

## Statement of Taxable Income

For the Period from 1 July 2017 to 30 June 2018

Description	Investment Reference	Date	Tax Return Ref.	Amount
			<b>Section B</b>	
<b>Income</b>				
<b>Net Capital Gain</b>				
Gross Capital Gain - Distributed Capital Gains from Trusts	As Per Investment Disposals CGT Report	30 Jun 2018	A	13,259.00
Deferred Capital Gain Realised		30 Jun 2018	A	0.00
Less Capital Losses Applied		30 Jun 2018	A	(13,259.00)
Less Discount		30 Jun 2018	A	0.00
<b>Total Net Capital Gain</b>			<b>A</b>	<b>0.00</b>
<b>Total Gross Rent and Other Leasing &amp; Hiring Income</b>				
			<b>B</b>	<b>0.00</b>
<b>Gross Interest</b>				
Credit interest paid	680: Cash at Bank - 4411	28 Jul 2017	C	1.66
Credit interest paid	680: Cash at Bank - 4411	29 Aug 2017	C	1.83
Credit interest paid	680: Cash at Bank - 4411	29 Sep 2017	C	1.77
Credit interest paid	680: Cash at Bank - 4411	27 Oct 2017	C	1.61
Credit interest paid	680: Cash at Bank - 4411	29 Nov 2017	C	1.86
Credit interest paid	680: Cash at Bank - 4411	29 Dec 2017	C	1.69
Credit interest paid	680: Cash at Bank - 4411	29 Jan 2018	C	1.72
Credit interest paid	680: Cash at Bank - 4411	28 Feb 2018	C	1.66
Credit interest paid	680: Cash at Bank - 4411	29 Mar 2018	C	1.59
Credit interest paid	680: Cash at Bank - 4411	27 Apr 2018	C	1.60
Credit interest paid	680: Cash at Bank - 4411	29 May 2018	C	1.73
Credit interest paid	680: Cash at Bank - 4411	11 Jun 2018	C	0.70
Credit interest paid	680: Cash at Bank - 4411	29 Jun 2018	C	1.45
YTD interest	682: Cash at Bank - 7524	29 Jun 2018	C	0.65
<i>Less Rounding</i>			C	(0.52)
<b>Total Gross Interest</b>			<b>C</b>	<b>21.00</b>
<b>Total Forestry Managed Investment Scheme Income</b>				
			<b>X</b>	<b>0.00</b>
<b>Net Foreign Income</b>				
Distribution - Tax Statement	CFS FCWI: Colonial First State FirstChoice Wholesale Investments	30 Jun 2018	D	2,934.96
Distribution - Tax Statement	CFS FCWI: Colonial First State FirstChoice Wholesale Investments	30 Jun 2018	D	6,377.76
<i>Less Rounding</i>			D	(0.72)
<b>Total Net Foreign Income</b>			<b>D</b>	<b>9,312.00</b>
<b>Total Australian Franking Credits from a New Zealand Company</b>				
			<b>E</b>	<b>0.00</b>
<b>Total Transfers from Foreign Funds</b>				
			<b>F</b>	<b>0.00</b>
<b>Total Gross Payments where ABN not quoted</b>				
			<b>H</b>	<b>0.00</b>
<b>Total Gross Distribution from Partnerships</b>				
			<b>I</b>	<b>0.00</b>
<b>Total Unfranked Dividend Amount</b>				
			<b>J</b>	<b>0.00</b>
<b>Total Franked Dividend Amount</b>				
			<b>K</b>	<b>0.00</b>
<b>Total Dividend Franking Credit</b>				
			<b>L</b>	<b>0.00</b>
<b>Gross Trust Distributions</b>				
Distributions	CFS FCWI: Colonial First State FirstChoice Wholesale Investments	31 Dec 2017	M	10,708.94
Distributions	CFS FCWI: Colonial First State FirstChoice Wholesale Investments	29 Jun 2018	M	23,270.87

# GARY CLARKE SUPERANNUATION FUND

## Statement of Taxable Income

For the Period from 1 July 2017 to 30 June 2018

Description	Investment Reference	Date	Tax Return Ref.	Amount
Distribution - Tax Statement	CFS FCWI: Colonial First State FirstChoice Wholesale Investments	30 Jun 2018	M	(6,818.61)
Distribution - Tax Statement	CFS FCWI: Colonial First State FirstChoice Wholesale Investments	30 Jun 2018	M	(14,817.05)
<i>Less Rounding</i>			M	(0.15)
<b>Total Gross Trust Distributions</b>			<b>M</b>	<b>12,344.00</b>
<b>Assessable Employer Contributions</b>				
Applications	1: Gary Clarke	29 Jun 2018	R1	1,140.00
Applications	2: Michelle Seaton	29 Jun 2018	R1	17,100.00
<b>Total Assessable Employer Contributions</b>			<b>R1</b>	<b>18,240.00</b>
<b>Total Assessable Personal Contributions</b>			<b>R2</b>	<b>0.00</b>
<b>Total No-TFN quoted contributions</b>			<b>R3</b>	<b>0.00</b>
<b>Total Transfer of Liability to life insurance company or PST</b>			<b>R6</b>	<b>0.00</b>
<b>Total Assessable Contributions</b>			<b>R</b>	<b>18,240.00</b>
<b>Other Income</b>				
Management fee rebate	CFS FCWI: Colonial First State FirstChoice Wholesale Investments	29 Jun 2018	S	3.04
<i>Less Rounding</i>			S	(0.04)
<b>Total Other Income</b>			<b>S</b>	<b>3.00</b>
<b>Total Assessable Income Due to Changed Tax Status of Fund</b>			<b>T</b>	<b>0.00</b>
<b>Total Net Non-arm's Length Income</b>			<b>U</b>	<b>0.00</b>
<b>Total Exempt Current Pension Income</b>			<b>Y</b>	<b>0.00</b>
<b>Total Assessable Income</b>				<b>39,920.00</b>
<b><u>Deductions</u></b>				
<b>Section C</b>				
<b>Total Interest Expenses within Australia</b>			<b>A</b>	<b>0.00</b>
<b>Total Interest Expenses Overseas</b>			<b>B</b>	<b>0.00</b>
<b>Total Capital Works Deductions</b>			<b>D</b>	<b>0.00</b>
<b>Total Deduction for Decline in Value of Depreciating Assets</b>			<b>E</b>	<b>0.00</b>
<b>Total Death or Disability Premiums</b>			<b>F</b>	<b>0.00</b>
<b>Total Death Benefit Increase</b>			<b>G</b>	<b>0.00</b>
<b>Total Approved Auditor Fee</b>			<b>H</b>	<b>0.00</b>
<b>Investment Expenses</b>				
Adviser service fees	CFS FCWI: Colonial First State FirstChoice Wholesale Investments	31 Dec 2017	I	2,869.07
Adviser service fees	CFS FCWI: Colonial First State FirstChoice Wholesale Investments	29 Jun 2018	I	3,528.86
<i>Less Rounding</i>			I	(0.93)
<b>Total Investment Expenses</b>			<b>I</b>	<b>6,397.00</b>
<b>Total Management and Administration Expenses</b>			<b>J</b>	<b>0.00</b>
<b>Total Forestry Managed Investment Scheme Deduction</b>			<b>U</b>	<b>0.00</b>
<b>Total Other Deductions</b>			<b>L</b>	<b>0.00</b>



# GARY CLARKE SUPERANNUATION FUND

## Statement of Taxable Income

For the Period from 1 July 2017 to 30 June 2018

Description	Investment Reference	Date	Tax Return Ref.	Amount
<b>Tax Losses Deducted</b>				
Tax Losses Brought Forward		30 Jun 2018	M	0.00
Less Net Exempt Income		30 Jun 2018	M	0.00
<b>Total Tax Losses Deducted</b>			<b>M</b>	<b>0.00</b>
<b>Total Deductions</b>				<b>6,397.00</b>
<b>Taxable Income or Loss</b>		(V - N)	<b>O</b>	<b>33,523.00</b>

### Income Tax Calculation Statement

### Section D

#### Gross Tax

Gross Tax @ 15% for Concessional Income		30 Jun 2018	T1	5,028.45
Gross Tax @ 45% for Net Non-Arm's Length Income		30 Jun 2018	T1	0.00
No-TFN Quoted Contributions @ 32%		30 Jun 2018	J	0.00
<b>Total Gross Tax</b>				<b>5,028.45</b>

#### Credit: Foreign Tax Income Offset

Distribution - Tax Statement	CFS FCWI: Colonial First State FirstChoice Wholesale Investments	30 Jun 2018	C1	345.83
Distribution - Tax Statement	CFS FCWI: Colonial First State FirstChoice Wholesale Investments	30 Jun 2018	C1	159.15

#### Total Credit: Foreign Tax Income Offset

**C1** **504.98**

#### Total Credit: Rebates and Tax Offset

**C2** **0.00**

#### Rebates and Offsets

**C** **504.98**

#### SUBTOTAL

**4,523.47**

#### Credit: Refundable Franking Credits

Distribution - Tax Statement	CFS FCWI: Colonial First State FirstChoice Wholesale Investments	30 Jun 2018	E1	1,136.18
Distribution - Tax Statement	CFS FCWI: Colonial First State FirstChoice Wholesale Investments	30 Jun 2018	E1	522.85

#### Total Credit: Refundable Franking Credits

**E1** **1,659.03**

#### Total Credit: No-TFN Tax Offset

**E2** **0.00**

#### Total Credit: Refundable National Rental Affordability Scheme Tax Offset

**E3** **0.00**

#### Total Credit: Interest on Early Payments

**H1** **0.00**

#### Total Credit: Foreign Resident Withholding

**H2** **0.00**

#### Total Credit: ABN/TFN Not Quoted (Non-Individual)

**H3** **0.00**

#### Total Credit: Interest on No-TFN Tax Offset

**H6** **0.00**

#### Total Eligible Credits

**0.00**

#### Net Tax Payable

**2,864.44**

#### PAYG Instalments Raised

001061 ATO payg instlmt		30 Sep 2017	K	405.00
001062 ATO payg instlmt		31 Dec 2017	K	405.00
001063 ATO payg isntlmt		31 Mar 2018	K	405.00
Fund Activity Statement		30 Jun 2018	K	405.00
<b>Total PAYG Instalments Raised</b>			<b>K</b>	<b>1,620.00</b>

---

**GARY CLARKE SUPERANNUATION FUND****Statement of Taxable Income****For the Period from 1 July 2017 to 30 June 2018**

---

<b>Description</b>	<b>Investment Reference</b>	<b>Date</b>	<b>Tax Return Ref.</b>	<b>Amount</b>
Total Supervisory Levy			L	259.00
Total Supervisory Levy Adjustment for Wound Up Funds			M	0.00
Total Supervisory Levy Adjustment for New Funds			N	0.00
<b>Total Amount Due / (Refundable)</b>				<b>1,503.44</b>

---

**GARY CLARKE SUPERANNUATION FUND**  
**Foreign Income and Expenses Worksheet**  
**For the period 1 July 2017 to 30 June 2018**

---

Date	Description	Code	Market	Foreign Amount			Xrate	RBA Rate	Variance	AUD Amount		
				Gross	WHT	Net				Gross	WHT	Net

Currency:

---

# GARY CLARKE SUPERANNUATION FUND

## Tax Accounting Reconciliation

For the period 1 July 2017 to 30 June 2018

---

<b>Operating Statement Profit vs. Provision for Income Tax</b>		<b>2018</b>
		<b>\$</b>
<b>Benefits Accrued as a Result of Operations before Income Tax</b>		<b>64,999.70</b>
<b>LESS:</b>		
Increase in Market Value		16,989.25
Distributed Capital Gains		13,259.73
Non-Taxable Income		1,227.22
Rounding		0.50
<b>Taxable Income or Loss</b>		<b>33,523.00</b>

	<b>Income Amount</b>	<b>Tax Amount</b>
Gross Tax @ 15% for Concessional Income	33,523.00	5,028.45
Gross Tax @ 45% for Net Non-Arm's Length Income	0.00	0.00
No-TFN Quoted Contributions @ 32%	0.00	0.00
Change in Carried Forward Losses	0.00	1,325.90
<b>Provision for Income Tax</b>		<b>6,354.35</b>

### Provision for Income Tax vs. Income Tax Expense

---

<b>Provision for Income Tax</b>	<b>6,354.35</b>
<b>ADD:</b>	
Change in Deferred Tax Liability	1,698.93
<b>Income Tax Expense</b>	<b>8,053.28</b>

### Provision for Income Tax vs. Income Tax Payable

---

<b>Provision for Income Tax</b>	<b>6,354.35</b>
<b>LESS:</b>	
Franking Credits	1,659.03
Foreign Tax Credits	504.98
Income Tax Instalments Paid	1,620.00
Change in Carried Forward Losses	1,325.90
<b>Income Tax Payable (Receivable)</b>	<b>1,244.44</b>

### Exempt Current Pension Income Settings

---

Pension Exempt % (Actuarial)	0.0000%
Pension Exempt % (Expenses)	0.0000%
Assets Segregated For Pensions	No

# GARY CLARKE SUPERANNUATION FUND

## Realised Capital Gains

For the period from 1 July 2017 to 30 June 2018

Accounting Treatment					Taxation Treatment						
Quantity	Proceeds	Excess Tax Value*	Original Cost	Accounting Profit/(Loss)	Cost Base Calculation		Capital Gains Calculation				
					Adjusted	Reduced	Indexation	Discounted	Other	Deferred	Capital Loss
<b><u>Wrap/Platform Market</u></b>											
<b>Colonial First State FirstChoice Wholesale Investments</b>											
30/06/2018 Dist	0.00	0.00	0.00				12,587.38	672.35			
	0.00	0.00	0.00				12,587.38	672.35		0.00	
<b><i>Wrap/Platform Market Total</i></b>	<b>0.00</b>		<b>0.00</b>				<b>12,587.38</b>	<b>672.35</b>		<b>0.00</b>	
<b>Grand Total</b>	<b>0.00</b>		<b>0.00</b>				<b>12,587.38</b>	<b>672.35</b>		<b>0.00</b>	

\* Where there is an Excess Tax Value Amount, the Accounting Profit/(Loss) figure takes account of this. Accounting Profit/(Loss) equals Proceeds less Excess Tax Value less Original Cost.

# GARY CLARKE SUPERANNUATION FUND

## Realised Capital Gains

For the period from 1 July 2017 to 30 June 2018

### Capital Gains Tax Return Summary

	Indexation	Discount	Other	Deferred	Total Capital Gains	Capital Losses
<b>Current Year Capital Gains</b>						
Shares & Units - Listed Shares	0.00	0.00	0.00	0.00	0.00	0.00
Shares & Units - Other Shares	0.00	0.00	0.00	0.00	0.00	0.00
Shares & Units - Listed Trusts	0.00	0.00	0.00	0.00	0.00	0.00
Shares & Units - Other Units	0.00	0.00	0.00	0.00	0.00	0.00
Australian Real Estate	0.00	0.00	0.00	0.00	0.00	0.00
Other Real Estate	0.00	0.00	0.00	0.00	0.00	0.00
Collectables	0.00	0.00	0.00	0.00	0.00	0.00
Other CGT Assets & Other CGT Events	0.00	0.00	0.00	0.00	0.00	0.00
Distributed Capital Gains from Trusts	0.00	12,587.00	672.00	0.00	13,259.00	0.00
	<u>0.00</u>	<u>12,587.00</u>	<u>672.00</u>	<u>0.00</u>	<u>13,259.00</u>	<u>0.00</u>
<b>Capital Losses Applied</b>						
Current Year	0.00	0.00	0.00	0.00	0.00	
Prior Years	0.00	12,587.00	672.00	0.00	13,259.00	
	<u>0.00</u>	<u>12,587.00</u>	<u>672.00</u>	<u>0.00</u>	<u>13,259.00</u>	
<b>Net Capital Gains</b>						
Net Gain after applying losses	0.00	0.00	0.00	0.00	0.00	
Discount applicable		0.00				
Net Gain after applying discount	<u>0.00</u>	<u>0.00</u>	<u>0.00</u>	<u>0.00</u>	<u>0.00</u>	

**GARY CLARKE SUPERANNUATION FUND**  
**Unrealised Capital Gains as at 30 June 2018**

Quantity /Description	Accounting Treatment			Taxation Treatment								
	Market Value	Original Cost	Accounting Gain/(Loss)	Cost Base Calculation				Capital Gains Calculation				
				Tax Free	Tax Deferred	AMIT	Amount	Indexation	Discountable	Other	Deferred	Capital Loss
<b><u>Bank</u></b>												
<b>Cash at Bank - 4411</b>												
30/06/2018	19,702.28	19,702.28	19,702.28	0.00	0.00	0.00	0.00	19,702.28				0.00
	19,702.28	19,702.28	19,702.28	0.00	0.00	0.00	0.00	19,702.28				0.00
<b>Cash at Bank - 7524</b>												
30/06/2018	643.09	643.09	643.09	0.00	0.00	0.00	0.00	643.09				0.00
	643.09	643.09	643.09	0.00	0.00	0.00	0.00	643.09				0.00
<b>Bank Total</b>		20,345.37	20,345.37	0.00	0.00	0.00	0.00	20,345.37				0.00
<b><u>Wrap/Platform Market</u></b>												
<b>Colonial First State FirstChoice Wholesale Investments</b>												
30/06/2018	1.00	837,502.97	847,789.42	(10,286.45)	0.00	0.00		847,789.42				
	1.00	837,502.97	847,789.42	(10,286.45)	0.00	0.00	0.00	847,789.42				0.00
<b>Wrap/Platform Market Total</b>		837,502.97	847,789.42	(10,286.45)	0.00	0.00	0.00	847,789.42				0.00

## GARY CLARKE SUPERANNUATION FUND

Unrealised Capital Gains as at 30 June 2018

### Capital Gains Tax Return Summary

Current Year Capital Gains	Indexation	Discount	Other	Deferred	Total Capital Gains	Capital Losses
Shares & Units - Listed Shares	0.00	0.00	0.00	0.00	0.00	0.00
Shares & Units - Other Shares	0.00	0.00	0.00	0.00	0.00	0.00
Shares & Units - Listed Trusts	0.00	0.00	0.00	0.00	0.00	0.00
Shares & Units - Other Units	0.00	0.00	0.00	0.00	0.00	0.00
Australian Real Estate	0.00	0.00	0.00	0.00	0.00	0.00
Other Real Estate	0.00	0.00	0.00	0.00	0.00	0.00
Collectables	0.00	0.00	0.00	0.00	0.00	0.00
Other CGT Assets & Other CGT Events	0.00	0.00	0.00	0.00	0.00	0.00
Distributed Capital Gains from Trusts	0.00	0.00	0.00	0.00	0.00	0.00
	<u>0.00</u>	<u>0.00</u>	<u>0.00</u>	<u>0.00</u>	<u>0.00</u>	<u>0.00</u>
<b>Capital Losses Applied</b>						
Current Year	0.00	0.00	0.00	0.00	0.00	
Prior Years	0.00	0.00	0.00	0.00	0.00	
	<u>0.00</u>	<u>0.00</u>	<u>0.00</u>	<u>0.00</u>	<u>0.00</u>	
<b>Net Capital Gains</b>						
Net Gain after applying losses	0.00	0.00	0.00	0.00	0.00	
Discount applicable		0.00				
Net Gain after applying discount	<u>0.00</u>	<u>0.00</u>	<u>0.00</u>	<u>0.00</u>	<u>0.00</u>	

### Gains/Losses on Custom Holding Accounts

Account Name	Book Cost	Value	Gain/(Loss)	Tax Rate %	Tax Effect
Colonial First State FirstChoice Wholesale Investments	847,789.42	837,502.97	(10,286.45)	10.00%	(1,028.64)
<b>Custom Holding Accounts Totals</b>	847,789.42	837,502.97	(10,286.45)		(1,028.64)