

From First to Last by Account
Options: Not summarised, Excluding NIL Balances
Client Code: JUD102 From 01/07/2017 To 30/06/2018

Last Year	Account	Description	Debit	Credit
	196	Managed fund distributions		
(1160.51)	19603	Colonial diversified fund		843.33
(3329.12)	19610	Colonial future leaders fund		9548.17
(1208.61)	19625	ING tax effective investment trust		973.64
(270.48)	19628	APN Property for Income Fund		270.48
	198	Dividends received		
(90988.84)	19801	Franked dividends		91423.13
(1667.75)	19802	Unfranked dividends		3581.57
	199	Interest received		
(6.08)	19902	St George - CMT account		7.27
(1862.00)	19906	ING Direct		1191.28
(14811.17)	19907	St George term deposits		4067.57
	204	Movement in net market values		
(85894.92)	20402	Shares in listed companies	39682.92	
(715.23)	20408	Managed funds		20600.70
943.29	20432	Shares in listed companies	18007.67	
2959.00	300	Accountancy fees	2640.00	
7.80	309	Bank charges	336.80	
508.00	364	Filing fees	259.00	
49.00	469	Withholding tax	-	
	550	SUPERANNUATION FUND		
(197447.62)	55002	Profit Earned This Year	-	
197447.62	55003	Distribution to members	71580.75	
	551	WARWICK JUDGE		
(1503928.67)	55101	Balance at Beginning of Year		1495624.92
(117526.01)	55102	Allocated earnings		41057.88
(13558.76)	55105	Income tax expense on earnings		24429.89
(25397.57)	55107	Contributions from employer		19930.73
3809.44	55110	Income tax expense on contributions	2989.61	
2992.00	55113	Contributions surcharge	-	
157984.65	55115	Benefits paid during year	95574.76	
	552	JEAN JUDGE		
(1022721.61)	55201	Balance at Beginning of Year		1111863.63
(79921.61)	55202	Allocated earnings		30522.87
(9220.41)	55205	Income tax expense on earnings		18161.44
-	55215	Benefits paid during year	70000.00	
43.02	660	Sundry debtors	14.26	
49700.21	681	St George- CMT	6083.63	
2301.95	682	ING Direct	2493.23	
453683.14	687	Term Deposit 3342	457750.71	
	795	Shares in listed companies		
6856.00	79501	Altium Ltd	-	
58038.00	79503	AGL Energy Limited	51164.00	
21120.00	79505	Alumina Ltd	30800.00	
-	79506	APA Group	20862.00	

From First to Last by Account
Options: Not summarised, Excluding NIL Balances
From 01/07/2017 To 30/06/2018

Client Code: JUD102

Last Year	Account	Description	Debit	Credit
71931.00	79507	Brickworks Investment Company Limited	75725.00	
190215.00	79511	Commonwealth Bank of Australia Limited	167382.00	
73156.00	79518	CSL Ltd	102089.00	
6480.00	79546	IPH Ltd	15353.90	
12901.00	79550	National Australia Bank Limited	12773.00	
14100.00	79552	Retail Food Group Ltd	-	
3440.00	79553	RCG Corp Ltd	-	
-	79555	Sydney Airports Ltd	18258.00	
18337.00	79556	Soul WH Pattinson Ltd	40180.00	
22137.00	79558	Santos Ltd	-	
4196.00	79560	Scentre Ltd	9816.00	
29279.00	79562	Tabcorp Holdings Ltd	29882.00	
43860.00	79570	Telstra Corporation Limited	29344.00	
21330.00	79573	Transurban Ltd	36233.00	
1006311.00	79580	Westpac Banking Corporation	966724.00	
98575.00	79582	Wesfarmers Limited	75872.00	
17835.05	79590	IG Markets	-	
	796	Managed funds		
75593.70	79603	Colonial diversified fund	81694.78	
4630.13	79607	APN Property for Income Fund	4885.99	
68435.03	79610	Colonial future leaders fund	89708.23	
59584.99	79625	ING tax effective income trust	62590.54	
200000.00	79630	Hotels Investment Trust No 2	197562.30	
27673.33	904	Provision for income tax	37763.02	
(2437.70)	913	Income in advance	-	
(51816.30)	944	Provision for deferred tax liability		49977.60
	999	Jobstream Selection Account		
22.00	99901	Jobstream Selection Account	22.00	
(22.00)	99999	Clearing balance		22.00
<u>(197447.62)</u>		Total	<u>2924098.10</u>	<u>2924098.10</u>

NET PROFIT THIS YEAR 71580.75
NET PROFIT LAST YEAR 197447.62

No. of Accounts: 64
No. of Entries: 119

From First to Last by Account
From 01/07/2017 To 30/06/2018

Client Code: JUD102

Date	Type Gp	Ref.	Debit	Credit	Balance
196	Managed fund distributions				
19603	Colonial diversified fund				
					LY Closing Balance (1160.51)
30/06/2018	Jnl	5		843.33	(843.33)
					SGB cash receipts & pmts
			0.00	843.33	(843.33)
					Closing Balance
19610	Colonial future leaders fund				
					LY Closing Balance (3329.12)
30/06/2018	Jnl	2		9548.17	(9548.17)
					income reinvested during the year
			0.00	9548.17	(9548.17)
					Closing Balance
19625	ING tax effective investment trust				
					LY Closing Balance (1208.61)
30/06/2018	Jnl	3		486.82	(486.82)
					income reinvested during the year
30/06/2018	Jnl	5		486.82	(973.64)
					SGB cash receipts & pmts
			0.00	973.64	(973.64)
					Closing Balance
19628	APN Property for Income Fund				
					LY Closing Balance (270.48)
30/06/2018	Jnl	5		270.48	(270.48)
					SGB cash receipts & pmts
			0.00	270.48	(270.48)
					Closing Balance
198	Dividends received				
19801	Franked dividends				
					LY Closing Balance (90988.84)
30/06/2018	Jnl	5		86166.60	(86166.60)
					SGB cash receipts & pmts
30/06/2018	Jnl	5		352.00	(86518.60)
					SGB cash receipts & pmts
					sol div
30/06/2018	Jnl	5		446.66	(86965.26)
					SGB cash receipts & pmts
					sol div
30/06/2018	Jnl	5		2530.71	(89495.97)
					SGB cash receipts & pmts
					wes div
30/06/2018	Jnl	5	2682.24		(86813.73)
					SGB cash receipts & pmts
30/06/2018	Jnl	6		4609.40	(91423.13)
					divs reinvested during the year
			2682.24	94105.37	(91423.13)
					Closing Balance

From First to Last by Account
From 01/07/2017 To 30/06/2018

Client Code: JUD102

Date	Type	Gp	Ref.	Debit	Credit	Balance
19802			Unfranked dividends			
			LY Closing Balance			(1667.75)
30/06/2018	Jnl		5 SGB cash receipts & pmts		2682.87	(2682.87)
30/06/2018	Jnl		5 SGB cash receipts & pmts		532.63	(3215.50)
30/06/2018	Jnl		5 csl div SGB cash receipts & pmts		112.50	(3328.00)
30/06/2018	Jnl		5 scg div SGB cash receipts & pmts		112.60	(3440.60)
30/06/2018	Jnl		5 scg div SGB cash receipts & pmts		140.97	(3581.57)
			wfd dist			
			Closing Balance	0.00	3581.57	(3581.57)
199			Interest received			
19902			St George - CMT account			
			LY Closing Balance			(6.08)
30/06/2018	Jnl		5 SGB cash receipts & pmts		7.27	(7.27)
			Closing Balance	0.00	7.27	(7.27)
19906			ING Direct			
			LY Closing Balance			(1862.00)
30/06/2018	Jnl		4 ING cash movement		1191.28	(1191.28)
			Closing Balance	0.00	1191.28	(1191.28)
19907			St George term deposits			
			LY Closing Balance			(14811.17)
30/06/2018	Jnl		4 SGB td interest earned		4067.57	(4067.57)
			Closing Balance	0.00	4067.57	(4067.57)
204			Movement in net market values			
20402			Shares in listed companies			
			LY Closing Balance			(85894.92)
30/06/2018	Jnl		8 revaluation of equities to market value at year end	39682.92		39682.92
			Closing Balance	39682.92	0.00	39682.92

Client Code: JUD102 From First to Last by Account
From 01/07/2017 To 30/06/2018

Date	Type	Gp	Ref.	Debit	Credit	Balance
20408 Managed funds						
						LY Closing Balance (715.23)
30/06/2018	Jnl		9		20600.70	(20600.70)
						revaluation of managed funds to market value at year end
				Closing Balance 0.00	20600.70	(20600.70)
20432 Shares in listed companies						
						LY Closing Balance 943.29
30/06/2018	Jnl		5		18.69	(18.69)
						SGB cash receipts & pmts
30/06/2018	Jnl		5		33.24	(51.93)
						SGB cash receipts & pmts
30/06/2018	Jnl		6		97.51	(149.44)
						divs reinvested during the year
30/06/2018	Jnl		7	5464.62		5315.18
						profit on disposal of investments during the year
30/06/2018	Jnl		10	12692.49		18007.67
						ig markets closed down
				Closing Balance 18157.11	149.44	18007.67
300 Accountancy fees						
						LY Closing Balance 2959.00
30/06/2018	Jnl		5	2640.00		2640.00
						SGB cash receipts & pmts
				Closing Balance 2640.00	0.00	2640.00
309 Bank charges						
						LY Closing Balance 7.80
30/06/2018	Jnl		5	336.80		336.80
						SGB cash receipts & pmts
				Closing Balance 336.80	0.00	336.80
364 Filing fees						
						LY Closing Balance 508.00
30/06/2018	Jnl		5	259.00		259.00
						SGB cash receipts & pmts
				Closing Balance 259.00	0.00	259.00
550 SUPERANNUATION FUND						
55001 Unallocated Benefits Brought Forward						
						Opening Balance 0.00
01/07/2017	Jnl				197447.62	(197447.62)
						Year end balance forward
01/07/2017	Jnl			197447.62		0.00
						Year end balance forward

Client Code: JUD102 From First to Last by Account
From 01/07/2017 To 30/06/2018

Date	Type Gp	Ref.	Debit	Credit	Balance
55001	Unallocated Benefits Brought Forward : Continued				
Closing Balance			197447.62	197447.62	0.00
55002	Profit Earned This Year				
Opening Balance					(197447.62)
01/07/2017	Jnl		197447.62		0.00
			Year end balance forward : Profit distribution		
Closing Balance			197447.62	0.00	0.00
55003	Distribution to members				
Opening Balance					197447.62
01/07/2017	Jnl			197447.62	0.00
			Year end balance forward		
30/06/2018	Jnl	11	71580.75		71580.75
			allocation of net earnings to members for the year		
Closing Balance			71580.75	197447.62	71580.75
551	WARWICK JUDGE				
55101	Balance at Beginning of Year				
Opening Balance					(1503928.67)
01/07/2017	Jnl			117526.01	(1621454.68)
			Year end balance forward		
01/07/2017	Jnl			13558.76	(1635013.44)
			Year end balance forward		
01/07/2017	Jnl			25397.57	(1660411.01)
			Year end balance forward		
01/07/2017	Jnl		3809.44		(1656601.57)
			Year end balance forward		
01/07/2017	Jnl		2992.00		(1653609.57)
			Year end balance forward		
01/07/2017	Jnl		157984.65		(1495624.92)
			Year end balance forward		
Closing Balance			164786.09	156482.34	(1495624.92)
55102	Allocated earnings				
Opening Balance					(117526.01)
01/07/2017	Jnl		117526.01		0.00
			Year end balance forward		
30/06/2018	Jnl	11		41057.88	(41057.88)
			allocation of net earnings to members for the year		
Closing Balance			117526.01	41057.88	(41057.88)

Client Code: JUD102
From First to Last by Account
From 01/07/2017 To 30/06/2018

Date	Type	Gp	Ref.	Debit	Credit	Balance
55105 Income tax expense on earnings						
	Opening Balance					(13558.76)
01/07/2017	Jnl			13558.76		0.00
	Year end balance forward					
30/06/2018	Jnl		12		24429.89	(24429.89)
	tax expense for the year					
	Closing Balance					(24429.89)
55107 Contributions from employer						
	Opening Balance					(25397.57)
01/07/2017	Jnl			25397.57		0.00
	Year end balance forward					
30/06/2018	Jnl		5		17604.05	(17604.05)
	SGB cash receipts & pmts					
30/06/2018	Jnl		5		2326.68	(19930.73)
	SGB cash receipts & pmts					
	Closing Balance					(19930.73)
55110 Income tax expense on contributions						
	Opening Balance					3809.44
01/07/2017	Jnl				3809.44	0.00
	Year end balance forward					
30/06/2018	Jnl		12	2989.61		2989.61
	tax expense for the year					
	Closing Balance					2989.61
55113 Contributions surcharge						
	Opening Balance					2992.00
01/07/2017	Jnl				2992.00	0.00
	Year end balance forward					
	Closing Balance					0.00
55115 Benefits paid during year						
	Opening Balance					157984.65
01/07/2017	Jnl				157984.65	0.00
	Year end balance forward					
30/06/2018	Jnl		5	164894.76		164894.76
	SGB cash receipts & pmts					
30/06/2018	Jnl		5	680.00		165574.76
	SGB cash receipts & pmts					
30/06/2018	Jnl		13		70000.00	95574.76
	dissection of pension pmts for the year					
	Closing Balance					95574.76

Client Code: JUD102 From First to Last by Account
From 01/07/2017 To 30/06/2018

Date	Type Gp	Ref.	Debit	Credit	Balance
55201	Balance at Beginning of Year				
	Opening Balance				(1022721.61)
01/07/2017	Jnl			79921.61	(1102643.22)
	Year end balance forward				
01/07/2017	Jnl			9220.41	(1111863.63)
	Year end balance forward				
	Closing Balance		0.00	89142.02	(1111863.63)
55202	Allocated earnings				
	Opening Balance				(79921.61)
01/07/2017	Jnl		79921.61		0.00
	Year end balance forward				
30/06/2018	Jnl	11		30522.87	(30522.87)
	allocation of net earnings to members for the year				
	Closing Balance		79921.61	30522.87	(30522.87)
55205	Income tax expense on earnings				
	Opening Balance				(9220.41)
01/07/2017	Jnl		9220.41		0.00
	Year end balance forward				
30/06/2018	Jnl	12		18161.44	(18161.44)
	tax expense for the year				
	Closing Balance		9220.41	18161.44	(18161.44)
55215	Benefits paid during year				
	Opening Balance				0.00
30/06/2018	Jnl	13	70000.00		70000.00
	dissection of pension pmts for the year				
	Closing Balance		70000.00	0.00	70000.00
660	Sundry debtors				
	Opening Balance				43.02
30/06/2018	Jnl	6		28.76	14.26
	divs reinvested during the year				
	Closing Balance		0.00	28.76	14.26
681	St George- CMT				
	Opening Balance				49700.21
30/06/2018	Jnl	5		43616.58	6083.63
	SGB cash receipts & pmts				
	Closing Balance		0.00	43616.58	6083.63

From First to Last by Account
From 01/07/2017 To 30/06/2018

Client Code: JUD102

Date	Type	Gp	Ref.	Debit	Credit	Balance
682						
			ING Direct			
			Opening Balance			2301.95
30/06/2018	Jnl		4	191.28		2493.23
			ING cash movement			
			Closing Balance	191.28	0.00	2493.23
687						
			Term Deposit 3342			
			Opening Balance			453683.14
30/06/2018	Jnl		4	4067.57		457750.71
			SGB td interest earned			
			Closing Balance	4067.57	0.00	457750.71
795						
			Shares in listed companies			
79501						
			Altium Ltd			
			Opening Balance			6856.00
30/06/2018	Jnl		5		8662.50	(1806.50)
			SGB cash receipts & pmts			
30/06/2018	Jnl		7	2696.67		890.17
			profit on disposal of investments during the year			
30/06/2018	Jnl		8		890.17	0.00
			revaluation of equities to market value at year end			
			Closing Balance	2696.67	9552.67	0.00
79503						
			AGL Energy Limited			
			Opening Balance			58038.00
30/06/2018	Jnl		8		6874.00	51164.00
			revaluation of equities to market value at year end			
			Closing Balance	0.00	6874.00	51164.00
79505						
			Alumina Ltd			
			Opening Balance			21120.00
30/06/2018	Jnl		8	9680.00		30800.00
			revaluation of equities to market value at year end			
			Closing Balance	9680.00	0.00	30800.00
79506						
			APA Group			
			Opening Balance			0.00
30/06/2018	Jnl		5	17188.50		17188.50
			SGB cash receipts & pmts			
30/06/2018	Jnl		8	3673.50		20862.00
			revaluation of equities to market value at year end			

Client Code: JUD102
From First to Last by Account
From 01/07/2017 To 30/06/2018

Date	Type	Gp	Ref.	Debit	Credit	Balance
Closing Balance				20862.00	0.00	20862.00
79507				Brickworks Investment Company Limited		
Opening Balance						71931.00
30/06/2018	Jnl		5	4803.00		76734.00
				SGB cash receipts & pmts		
30/06/2018	Jnl		6	3405.84		80139.84
				divs reinvested during the year		
30/06/2018	Jnl		8		4414.84	75725.00
				revaluation of equities to market value at year end		
Closing Balance				8208.84	4414.84	75725.00
79511				Commonwealth Bank of Australia Limited		
Opening Balance						190215.00
30/06/2018	Jnl		8		22833.00	167382.00
				revaluation of equities to market value at year end		
Closing Balance				0.00	22833.00	167382.00
79518				CSL Ltd		
Opening Balance						73156.00
30/06/2018	Jnl		8	28933.00		102089.00
				revaluation of equities to market value at year end		
Closing Balance				28933.00	0.00	102089.00
79546				IPH Ltd		
Opening Balance						6480.00
30/06/2018	Jnl		5	9759.90		16239.90
				SGB cash receipts & pmts		
30/06/2018	Jnl		8		886.00	15353.90
				revaluation of equities to market value at year end		
Closing Balance				9759.90	886.00	15353.90
79550				National Australia Bank Limited		
Opening Balance						12901.00
30/06/2018	Jnl		6	992.99		13893.99
				divs reinvested during the year		
30/06/2018	Jnl		8		1120.99	12773.00
				revaluation of equities to market value at year end		
Closing Balance				992.99	1120.99	12773.00

Client Code: JUD102
From First to Last by Account
From 01/07/2017 To 30/06/2018

Date	Type Gp	Ref.	Debit	Credit	Balance
79552	Retail Food Group Ltd				
	Opening Balance				14100.00
30/06/2018	Jnl	5		13314.37	785.63
	SGB cash receipts & pmts				
30/06/2018	Jnl	7	860.10		1645.73
	profit on disposal of investments during the year				
30/06/2018	Jnl	8		1645.73	0.00
	revaluation of equities to market value at year end				
	Closing Balance		860.10	14960.10	0.00
79553	RCG Corp Ltd				
	Opening Balance				3440.00
30/06/2018	Jnl	5		3250.05	189.95
	SGB cash receipts & pmts				
30/06/2018	Jnl	7		6271.18	(6081.23)
	profit on disposal of investments during the year				
30/06/2018	Jnl	8	6081.23		0.00
	revaluation of equities to market value at year end				
	Closing Balance		6081.23	9521.23	0.00
79555	Sydney Airports Ltd				
	Opening Balance				0.00
30/06/2018	Jnl	5	17161.85		17161.85
	SGB cash receipts & pmts				
30/06/2018	Jnl	8	1096.15		18258.00
	revaluation of equities to market value at year end				
	Closing Balance		18258.00	0.00	18258.00
79556	Soul WH Pattinson Ltd				
	Opening Balance				18337.00
30/06/2018	Jnl	5	14912.94		33249.94
	SGB cash receipts & pmts				
30/06/2018	Jnl	8	6930.06		40180.00
	revaluation of equities to market value at year end				
	Closing Balance		21843.00	0.00	40180.00
79558	Santos Ltd				
	Opening Balance				22137.00
30/06/2018	Jnl	5		40351.04	(18214.04)
	SGB cash receipts & pmts				
30/06/2018	Jnl	7		2750.21	(20964.25)
	profit on disposal of investments during the year				
30/06/2018	Jnl	8	20964.25		0.00

Client Code: JUD102 From First to Last by Account
From 01/07/2017 To 30/06/2018

Date	Type Gp	Ref.	Debit	Credit	Balance
79558	Santos Ltd : Continued				
					revaluation of equities to market value at year end
Closing Balance			20964.25	43101.25	0.00
79560	Scentre Ltd				
Opening Balance					4196.00
30/06/2018	Jnl	5	4685.95		8881.95
					SGB cash receipts & pmts
30/06/2018	Jnl	8	934.05		9816.00
					revaluation of equities to market value at year end
Closing Balance			5620.00	0.00	9816.00
79562	Tabcorp Holdings Ltd				
Opening Balance					29279.00
30/06/2018	Jnl	8	603.00		29882.00
					revaluation of equities to market value at year end
Closing Balance			603.00	0.00	29882.00
79570	Telstra Corporation Limited				
Opening Balance					43860.00
30/06/2018	Jnl	5	3489.95		47349.95
					SGB cash receipts & pmts
30/06/2018	Jnl	8		18005.95	29344.00
					revaluation of equities to market value at year end
Closing Balance			3489.95	18005.95	29344.00
79573	Transurban Ltd				
Opening Balance					21330.00
30/06/2018	Jnl	5	14183.64		35513.64
					SGB cash receipts & pmts
30/06/2018	Jnl	8	719.36		36233.00
					revaluation of equities to market value at year end
Closing Balance			14903.00	0.00	36233.00
79580	Westpac Banking Corporation				
Opening Balance					1006311.00
30/06/2018	Jnl	6	336.84		1006647.84
					divs reinvested during the year
30/06/2018	Jnl	8		39923.84	966724.00
					revaluation of equities to market value at year end
Closing Balance			336.84	39923.84	966724.00

From First to Last by Account
From 01/07/2017 To 30/06/2018

Client Code: JUD102

Date	Type	Gp	Ref.	Debit	Credit	Balance
79582						
						Wesfarmers Limited
						Opening Balance
						98575.00
30/06/2018	Jnl		8		22703.00	75872.00
						revaluation of equities to market value at year end
				0.00	22703.00	75872.00
						Closing Balance
79590						
						IG Markets
						Opening Balance
						17835.05
30/06/2018	Jnl		10		12692.49	5142.56
						ig markets closed down
30/06/2018	Jnl				5142.56	0.00
				0.00	17835.05	0.00
						Closing Balance
796						
						Managed funds
79603						
						Colonial diversified fund
						Opening Balance
						75593.70
30/06/2018	Jnl		9	6101.08		81694.78
						revaluation of managed funds to market value at year end
				6101.08	0.00	81694.78
						Closing Balance
79607						
						APN Property for Income Fund
						Opening Balance
						4630.13
30/06/2018	Jnl		9	255.86		4885.99
						revaluation of managed funds to market value at year end
				255.86	0.00	4885.99
						Closing Balance
79610						
						Colonial future leaders fund
						Opening Balance
						68435.03
30/06/2018	Jnl		2	9548.17		77983.20
						income reinvested during the year
30/06/2018	Jnl		9	11725.03		89708.23
						revaluation of managed funds to market value at year end
				21273.20	0.00	89708.23
						Closing Balance
79625						
						ING tax effective income trust
						Opening Balance
						59584.99
30/06/2018	Jnl		3	486.82		60071.81
						income reinvested during the year
30/06/2018	Jnl		9	2518.73		62590.54
						revaluation of managed funds to market value at year end
				3005.55	0.00	62590.54
						Closing Balance

Client Code: JUD102 From First to Last by Account
From 01/07/2017 To 30/06/2018

Date	Type Gp	Ref.	Debit	Credit	Balance
79630 Hotels Investment Trust No 2					
					Opening Balance
					200000.00
30/06/2018	Jnl	1		2437.70	197562.30
					HIT no 2 trust cap return
			Closing Balance	0.00	2437.70
					197562.30
904 Provision for income tax					
					Opening Balance
					27673.33
30/06/2018	Jnl	5		27673.33	0.00
					SGB cash receipts & pmts
30/06/2018	Jnl	12	37763.02		37763.02
					tax expense for the year
			Closing Balance	37763.02	27673.33
					37763.02
913 Income in advance					
					Opening Balance
					(2437.70)
30/06/2018	Jnl	1	2437.70		0.00
					HIT no 2 trust cap return
			Closing Balance	2437.70	0.00
					0.00
944 Provision for deferred tax liability					
					Opening Balance
					(51816.30)
30/06/2018	Jnl	12	1838.70		(49977.60)
					tax expense for the year
			Closing Balance	1838.70	0.00
					(49977.60)
969 SUSPENSE ACCOUNT (Balance Sheet)					
					Opening Balance
					0.00
30/06/2018	Jnl	4	1000.00		1000.00
					ING cash movement
30/06/2018	Jnl	5		1000.00	0.00
					SGB cash receipts & pmts
			Closing Balance	1000.00	1000.00
					0.00
999 Jobstream Selection Account					
99901 Jobstream Selection Account					
					Opening Balance
					22.00
			Closing Balance	0.00	0.00
					22.00

Client Code: JUD102
From First to Last by Account
From 01/07/2017 To 30/06/2018

Date	Type Gp	Ref.	Debit	Credit	Balance
99999	Clearing balance				
Opening Balance					(22.00)
Closing Balance			0.00	0.00	(22.00)
	Debits			1431235.61	
	Credits			1431235.61	
	No. of Accounts			65.00	
	No. of Entries			119.00	

Client Code: JUD102

Date	Type	Grp	Ref	Account	Description	Amount	Bal2	Narration
01/07/2017	Jnl			55002	Profit Earned This Year	197447.62	-	Year end balance forward : Profit distribution
01/07/2017	Jnl			55001	Unallocated Benefits Brought Forward	(197447.62)	-	Year end balance forward
01/07/2017	Jnl			55003	Distribution to members	(197447.62)	-	Year end balance forward
01/07/2017	Jnl			55001	Unallocated Benefits Brought Forward	197447.62	-	Year end balance forward
01/07/2017	Jnl			55102	Allocated earnings	117526.01	-	Year end balance forward
01/07/2017	Jnl			55101	Balance at Beginning of Year	(117526.01)	-	Year end balance forward
01/07/2017	Jnl			55105	Income tax expense on earnings	13558.76	-	Year end balance forward
01/07/2017	Jnl			55101	Balance at Beginning of Year	(13558.76)	-	Year end balance forward
01/07/2017	Jnl			55107	Contributions from employer	25397.57	-	Year end balance forward
01/07/2017	Jnl			55101	Balance at Beginning of Year	(25397.57)	-	Year end balance forward
01/07/2017	Jnl			55110	Income tax expense on contributions	(3809.44)	-	Year end balance forward
01/07/2017	Jnl			55101	Balance at Beginning of Year	3809.44	-	Year end balance forward
01/07/2017	Jnl			55113	Contributions surcharge	(2992.00)	-	Year end balance forward
01/07/2017	Jnl			55101	Balance at Beginning of Year	2992.00	-	Year end balance forward
01/07/2017	Jnl			55115	Benefits paid during year	(157984.65)	-	Year end balance forward
01/07/2017	Jnl			55101	Balance at Beginning of Year	157984.65	-	Year end balance forward
01/07/2017	Jnl			55202	Allocated earnings	79921.61	-	Year end balance forward
01/07/2017	Jnl			55201	Balance at Beginning of Year	(79921.61)	-	Year end balance forward
01/07/2017	Jnl			55205	Income tax expense on earnings	9220.41	-	Year end balance forward
01/07/2017	Jnl			55201	Balance at Beginning of Year	(9220.41)	-	Year end balance forward
30/06/2018	Jnl		1	913	Income in advance	2437.70	-	HIT no 2 trust cap return
30/06/2018	Jnl		1	79630	Hotels Investment	(2437.70)	-	HIT no 2 trust cap return
30/06/2018	Jnl		2	79610	Trust No 2 Colonial future		-	

Client Code: JUD102

Date	Type	Grp	Ref	Account	Description	Amount	Bal2	Narration
30/06/2018	Jnl		2	19610	leaders fund	9548.17	-	income reinvested during the year
30/06/2018	Jnl		3	79625	Colonial future leaders fund	(9548.17)	-	income reinvested during the year
30/06/2018	Jnl		3	19625	ING tax effective income trust	486.82	-	income reinvested during the year
30/06/2018	Jnl		3	19625	ING tax effective investment trust	(486.82)	-	income reinvested during the year
30/06/2018	Jnl		4	682	ING Direct	191.28	-	ING cash movement
30/06/2018	Jnl		4	19906	ING Direct	(1191.28)	-	ING cash movement
30/06/2018	Jnl		4	969	SUSPENSE ACCOUNT (Balance Sheet)	1000.00	-	ING cash movement
30/06/2018	Jnl		4	687	Term Deposit 3342	4067.57	-	SGB td interest earned
30/06/2018	Jnl		4	19907	St George term deposits	(4067.57)	-	SGB td interest earned
30/06/2018	Jnl		5	681	St George- CMT	(43616.58)	-	SGB cash receipts & pmis
30/06/2018	Jnl		5	969	SUSPENSE ACCOUNT (Balance Sheet)	(1000.00)	-	SGB cash receipts & pmis
30/06/2018	Jnl		5	19628	APN Property for Income Fund	(270.48)	-	SGB cash receipts & pmis
30/06/2018	Jnl		5	19625	ING tax effective investment trust	(486.82)	-	SGB cash receipts & pmis
30/06/2018	Jnl		5	19603	Colonial diversified fund	(843.33)	-	SGB cash receipts & pmis
30/06/2018	Jnl		5	19802	Unfranked dividends	(2682.87)	-	SGB cash receipts & pmis
30/06/2018	Jnl		5	19801	Franked dividends	(86166.60)	-	SGB cash receipts & pmis
30/06/2018	Jnl		5	904	Provision for income tax	(27673.33)	-	SGB cash receipts & pmis
30/06/2018	Jnl		5	364	Filing fees	259.00	-	SGB cash receipts & pmis
30/06/2018	Jnl		5	79501	Altium Ltd	(8662.50)	-	SGB cash receipts & pmis
30/06/2018	Jnl		5	79553	RCG Corp Ltd	(3250.05)	-	SGB cash receipts & pmis
30/06/2018	Jnl		5	79558	Santos Ltd	(40351.04)	-	SGB cash receipts & pmis
30/06/2018	Jnl		5	79507	Brickworks Investment Company Limited	4803.00	-	SGB cash receipts & pmis
30/06/2018	Jnl		5	79546	IPH Ltd	9759.90	-	SGB cash receipts & pmis
30/06/2018	Jnl		5	79560	Scentre Ltd	4685.95	-	SGB cash receipts & pmis
30/06/2018	Jnl		5	79556	Soul WH Pattinson Ltd	14912.94	-	SGB cash receipts & pmis
30/06/2018	Jnl		5	79555	Sydney Airports Ltd	17161.85	-	SGB cash receipts & pmis
30/06/2018	Jnl		5	79573	Transurban Ltd	14183.64	-	SGB cash receipts & pmis
30/06/2018	Jnl		5	79570	Telstra Corporation		-	SGB cash receipts & pmis

Client Code: JUD102

Date	Type	Grp	Ref	Account	Description	Amount	Bal2	Narration
30/06/2018	Jnl		5	79506	Limited	3489.95	-	SGB cash receipts & pmis
30/06/2018	Jnl		5	300	APA Group	17188.50	-	SGB cash receipts & pmis
30/06/2018	Jnl		5	309	Accountancy fees	2640.00	-	SGB cash receipts & pmis
30/06/2018	Jnl		5	55115	Bank charges	336.80	-	SGB cash receipts & pmis
30/06/2018	Jnl		5		Benefits paid during year	164894.76	-	SGB cash receipts & pmis
30/06/2018	Jnl		5	20432	Shares in listed companies	(18.69)	-	SGB cash receipts & pmis
30/06/2018	Jnl		5	20432	Shares in listed companies	(33.24)	-	SGB cash receipts & pmis
30/06/2018	Jnl		5	19902	St George - CMT account	(7.27)	-	SGB cash receipts & pmis
30/06/2018	Jnl		5	55115	Benefits paid during year	680.00	-	SGB cash receipts & pmis
30/06/2018	Jnl		5	55107	Contributions from employer	(17604.05)	-	SGB cash receipts & pmis
30/06/2018	Jnl		5	55107	Contributions from employer	(2326.68)	-	SGB cash receipts & pmis
30/06/2018	Jnl		5	19802	Unfranked dividends	(532.63)	-	SGB cash receipts & pmis
30/06/2018	Jnl		5	79552	Retail Food Group Ltd	(13314.37)	-	SGB cash receipts & pmis
30/06/2018	Jnl		5	19802	Unfranked dividends	(112.50)	-	SGB cash receipts & pmis
30/06/2018	Jnl		5	19802	Unfranked dividends	(112.60)	-	SGB cash receipts & pmis
30/06/2018	Jnl		5	19801	Franked dividends	(352.00)	-	SGB cash receipts & pmis
30/06/2018	Jnl		5	19801	Franked dividends	(446.66)	-	SGB cash receipts & pmis
30/06/2018	Jnl		5	19801	Franked dividends	(2530.71)	-	SGB cash receipts & pmis
30/06/2018	Jnl		5	19802	Unfranked dividends	(140.97)	-	SGB cash receipts & pmis
30/06/2018	Jnl		5	19801	Franked dividends	2682.24	-	SGB cash receipts & pmis
30/06/2018	Jnl		6	19801	Franked dividends	(4609.40)	-	divs reinvested during the year
30/06/2018	Jnl		6	79507	Brickworks Investment Company Limited	3405.84	-	divs reinvested during the year
30/06/2018	Jnl		6	79550	National Australia Bank Limited	992.99	-	divs reinvested during the year
30/06/2018	Jnl		6	79580	Westpac Banking Corporation	336.84	-	divs reinvested during the year
30/06/2018	Jnl		6	660	Sundry debtors	(28.76)	-	divs reinvested during the year
30/06/2018	Jnl		6	20432	Shares in listed companies	(97.51)	-	divs reinvested during the year
30/06/2018	Jnl		7	79590	IG Markets	(5142.56)	-	divs reinvested during the year
30/06/2018	Jnl		7	20432	Shares in listed companies	5464.62	-	profit on disposal of investments during the year
30/06/2018	Jnl		7	79501	Altium Ltd	2696.67	-	profit on disposal of investments during the year

Client Code: JUD102

Date	Type	Grp	Ref	Account	Description	Amount	Bal2	Narration
30/06/2018	Jnl		7	79552	Retail Food Group Ltd	860.10	-	profit on disposal of investments during the year
30/06/2018	Jnl		7	79553	RCG Corp Ltd	(6271.18)	-	profit on disposal of investments during the year
30/06/2018	Jnl		7	79558	Santos Ltd	(2750.21)	-	profit on disposal of investments during the year
30/06/2018	Jnl		8	79501	Altium Ltd	(890.17)	-	revaluation of equities to market value at year end
30/06/2018	Jnl		8	79503	AGL Energy Limited	(6874.00)	-	revaluation of equities to market value at year end
30/06/2018	Jnl		8	79506	APA Group	3673.50	-	revaluation of equities to market value at year end
30/06/2018	Jnl		8	79505	Alumina Ltd	9680.00	-	revaluation of equities to market value at year end
30/06/2018	Jnl		8	79507	Brickworks Investment Company Limited	(4414.84)	-	revaluation of equities to market value at year end
30/06/2018	Jnl		8	79511	Commonwealth Bank of Australia Limited	(22833.00)	-	revaluation of equities to market value at year end
30/06/2018	Jnl		8	79518	CSL Ltd	28933.00	-	revaluation of equities to market value at year end
30/06/2018	Jnl		8	79546	IPH Ltd	(886.00)	-	revaluation of equities to market value at year end
30/06/2018	Jnl		8	79550	National Australia Bank Limited	(1120.99)	-	revaluation of equities to market value at year end
30/06/2018	Jnl		8	79552	Retail Food Group Ltd	(1645.73)	-	revaluation of equities to market value at year end
30/06/2018	Jnl		8	79553	RCG Corp Ltd	6081.23	-	revaluation of equities to market value at year end
30/06/2018	Jnl		8	79555	Sydney Airports Ltd	1096.15	-	revaluation of equities to market value at year end
30/06/2018	Jnl		8	79556	Soul WH Pattinson Ltd	6930.06	-	revaluation of equities to market value at year end
30/06/2018	Jnl		8	79558	Santos Ltd	20964.25	-	revaluation of equities to market value at year end
30/06/2018	Jnl		8	79560	Scentre Ltd	934.05	-	revaluation of equities to market value at year end
30/06/2018	Jnl		8	79562	Tabcorp Holdings Ltd	603.00	-	revaluation of equities to market value at year end
30/06/2018	Jnl		8	79573	Transurban Ltd	719.36	-	revaluation of equities to market value at year end

Client Code: JUD102

Date	Type	Grp	Ref	Account	Description	Amount	Bal2	Narration
30/06/2018	Jnl	8	8	79570	Telstra Corporation Limited	(18005.95)	-	revaluation of equities to market value at year end
30/06/2018	Jnl	8	8	79580	Westpac Banking Corporation	(39923.84)	-	revaluation of equities to market value at year end
30/06/2018	Jnl	8	8	79582	Wesfarmers Limited	(22703.00)	-	revaluation of equities to market value at year end
30/06/2018	Jnl	8	8	20402	Shares in listed companies	39682.92	-	revaluation of equities to market value at year end
30/06/2018	Jnl	9	9	79610	Colonial future leaders fund	11725.03	-	revaluation of managed funds to market value at year end
30/06/2018	Jnl	9	9	79603	Colonial diversified fund	6101.08	-	revaluation of managed funds to market value at year end
30/06/2018	Jnl	9	9	79625	ING tax effective income trust	2518.73	-	revaluation of managed funds to market value at year end
30/06/2018	Jnl	9	9	79607	APN Property for Income Fund	255.86	-	revaluation of managed funds to market value at year end
30/06/2018	Jnl	9	9	20408	Managed funds	(20600.70)	-	revaluation of managed funds to market value at year end
30/06/2018	Jnl	10	10	20432	Shares in listed companies	12692.49	-	ig markets closed down
30/06/2018	Jnl	10	10	79590	IG Markets	(12692.49)	-	ig markets closed down
30/06/2018	Jnl	11	11	55003	Distribution to members	71580.75	-	allocation of net earnings to members for the year
30/06/2018	Jnl	11	11	55102	Allocated earnings	(41057.88)	-	allocation of net earnings to members for the year
30/06/2018	Jnl	11	11	55202	Allocated earnings	(30522.87)	-	allocation of net earnings to members for the year
30/06/2018	Jnl	12	12	55110	Income tax expense on contributions	2989.61	-	tax expense for the year
30/06/2018	Jnl	12	12	55105	Income tax expense on earnings	(24429.89)	-	tax expense for the year
30/06/2018	Jnl	12	12	55205	Income tax expense on earnings	(18161.44)	-	tax expense for the year
30/06/2018	Jnl	12	12	904	Provision for income tax	37763.02	-	tax expense for the year

Client Code: JUD102

Date	Type	Grp	Ref	Account	Description	Amount	Bal2	Narration
30/06/2018	Jnl		12	944	Provision for deferred tax liability	1838.70	-	tax expense for the year
30/06/2018	Jnl		13	55215	Benefits paid during year	70000.00	-	dissection of pension pmtis for the year
30/06/2018	Jnl		13	55115	Benefits paid during year	(70000.00)	-	dissection of pension pmtis for the year
Debits: 1431235.61 Credits: (1431235.61) Total: -								
No. Trans:								119

JUDGE FAMILY SETTLEMENT SUPERANNUATION FUND
MEMBERS ACCOUNTS
AS AT 30 JUNE 2018

EMPLOYERS CONTRIBUTIONS	WARWICK JUDGE	JEAN JUDGE	TOTAL
EMPLOYER CONTRIBUTION FROM JUDGE FARM MGMT	0.00	0.00	0.00
EMPLOYER CONTRIBUTION FROM TRUST	19,930.73	0.00	19,930.73
TOTAL CONTRIBUTION FROM JUDGE FARM MGMT	19,930.73	0.00	19,930.73

JUDGE FAMILY SETTLEMENT SUPERANNUATION FUND
MEMBERS ACCOUNTS
AS AT 30 JUNE 2018

MEMBERS CONTRIBUTIONS	WARWICK JUDGE	JEAN JUDGE	TOTAL
S.82AAT CONTRIBUTION (SHARES)	0.00	0.00	0.00
CASH CONTRIBUTIONS	0.00	0.00	0.00
ATO CO CONTRIBUTIONS	0.00	0.00	0.00
TOTAL MEMBER CONTRIBUTIONS	0.00	0.00	0.00
REPRESENTED BY:			
NON CONCESSIONAL CONTRIBUTIONS	0.00	0.00	0.00
CONCESSIONAL CONTRIBUTIONS	0.00	0.00	0.00
TOTAL MEMBER CONTRIBUTIONS	0.00	0.00	0.00

JUDGE FAMILY SETTLEMENT SUPERANNUATION FUND
MEMBERS ACCOUNTS
AS AT 30 JUNE 2018

BENEFITS TRANSFERRED IN	WARWICK JUDGE	JEAN JUDGE	TOTAL
AUSTRALIAN SUPER	0.00	0.00	0.00
AXA Super Rollover	0.00	0.00	0.00
TOTAL BENEFITS TRANSFERRED IN	0.00	0.00	0.00
REPRESENTED BY:			
CONTRIBUTIONS SEGMENT	0.00	0.00	0.00
CRYSTALLISED SEGMENT	0.00	0.00	0.00
TAXABLE COMPONENT	0.00	0.00	0.00
TOTAL BENEFITS TRANSFERRED IN	0.00	0.00	0.00

MANAGED FUND TAX ADJUSTMENTS	IMPUTATION CREDITS	FOREIGN TAX CREDITS	TAX FREE INCOME	TAX DEF INCOME	DISCOUNT CAP GAINS	TFN TAX
DRESDNER INT OPP TRUST - 3-01-00966	0.00	0.00	0.00	0.00	0.00	0.00
DRESDNER INT OPP TRUST - 3-01-03304	0.00	0.00	0.00	0.00	0.00	0.00
APN MANAGED FUNDS	0.00	0.00	0.00	270.48	0.00	0.00
COLONIAL DIVERSIFIED FUND	343.09	96.20	0.00	106.46	0.00	0.00
COLONIAL FUTURE LEADERS FUND	672.39	29.99	0.00	141.24	9,071.53	0.00
ING TAX EFFECTIVE TRUST	419.49	0.00	0.00	177.22	0.00	0.00
JUDGE INVESTMENT TRUST	0.00	0.00	0.00	0.00	0.00	0.00
TRANSURBAN	0.00	0.00	0.00	0.00	0.00	0.00
WESTFIELD GROUP	0.00	0.00	0.00	0.00	0.00	0.00
NRS	0.00	0.00	0.00	0.00	0.00	0.00
DIRECT EQUITIES	39,191.51	0.00	0.00	0.00	0.00	0.00
WESTFIELD RETAIL TRUST	0.00	0.00	0.00	0.00	0.00	0.00
TOTALS	40,626.48	126.19	0.00	695.40	9,071.53	0.00

AMOUNTS TO BE C/FWD

JUDGE FAMILY SETTLEMENT SUPERANNUATION FUND
MEMBERS ACCOUNTS
AS AT 30 JUNE 2018

MEMBER	WARWICK JUDGE	JEAN JUDGE	TOTAL
OPENING BALANCE	1,495,624.56	1,111,863.61	2,607,488.17
EMPLOYER CONTRIBUTIONS	19,930.73	0.00	19,930.73
CONTRIBUTIONS SURCHARGE	0.00	0.00	0.00
TAX APPLICABLE TO CONTRIBUTIONS	-2,989.61	0.00	-2,989.61
BENEFITS TRANSFERRED IN	0.00	0.00	0.00
SHARE OF PROFIT	41,067.95	30,522.87	71,590.82
TAX APPLICABLE TO PROFIT	24,429.89	16,161.44	40,591.33
BENEFITS PAID OUT	-95,574.76	-70,000.00	-165,574.76
TOTAL MEMBERS ACCOUNT	1,482,478.68	1,090,547.93	2,573,026.61
REPRESENTED BY			
TAX FREE COMPONENT	0.00	1,874.09	1,874.09
CRYSTALLISED SEGMENT	6,159.35	20,539.32	26,698.67
TAXABLE COMPONENT	1,476,319.33	1,068,134.53	2,544,453.85
TAXED ELEMENT	0.00	0.00	0.00
UNTAXED ELEMENT (INSURANCE COMPONENT)	1,482,478.68	1,090,547.93	2,573,026.61
ELIGIBLE SERVICE PERIOD			
DATE OF BIRTH	03/03/1948	28/10/1942	
AGE - 30 JUNE 2018	70	75	
PERIOD START DATE	10-Jan-81	10-Jan-81	
PRE JUNE 1983 DAYS	901	901	
POST JUNE 1983 DAYS	12,783	12,783	
TOTAL SERVICE DAYS - 30/06/2018	13,684	13,684	
MEMBERS RBL LIMIT - LUMP SUM	678,149.00	678,149.00	
EXCESS BENEFITS	804,329.68	412,388.93	
MEMBERS RBL LIMIT - PENSION	1,356,291.00	1,356,291.00	
EXCESS BENEFITS	126,187.68	0.00	

KEY NOTES & FORMULAS

CONTRIBUTIONS SEGMENT			
OPENING BALANCE - 01/07/2017	0.00	2,000.00	
EXTERNAL FUND TRANSFERS	0.00	0.00	
MEMBERS CONTRIBUTIONS	0.00	0.00	
LESS: BENEFITS PAID/ TRANSFERS OUT	0.00	-129.91	
	0.00	1,874.09	
CRYSTALLISED SEGMENT			
UNDEDUCTED CONTRIBUTIONS - PRE 1/7/07	6,578.82	21,919.30	
PRE JULY 1983 COMPONENT - PRE 1/7/07	0.00	0.00	
EXTERNAL FUND TRANSFERS	0.00	0.00	
CGT EXEMPT COMPONENT	0.00	0.00	
CONCESSIONAL COMPONENT	0.00	0.00	
POST JUNE 1984 INVALIDITY COMPONENT	0.00	0.00	
LESS: BENEFITS PAID/ TRANSFERS OUT	-420.47	-1,379.93	
	6,159.35	20,539.32	
TAXABLE COMPONENT (TAXED ELEMENT)			
MEMBERS ACCOUNT BALANCE - 30/06/18	1,482,478.68	1,090,547.93	
LESS: CONTRIBUTIONS SEGMENT	0.00	-1,874.09	
LESS: CRYSTALLISED SEGMENT	6,159.35	-20,539.32	
	1,476,319.33	1,068,134.53	
NOTES			

The following link should be used to verify the calculation of the crystallised segment as at 30 June 2009
<http://calculators.ato.gov.au/scripts/axos/axos.asp?CONTEXT=&KBS=SCC.xr4&go=ok>

JUDGE FAMILY SETTLEMENT SUPERANNUATION FUND
MEMBERS ACCOUNTS
AS AT 30 JUNE 2018

EARNINGS RATE	2018	2017	2016	2015	2014	2013	2012	2011	2010
OPENING BALANCE OF FUND	2,607,488.17	2,526,650.10	2,477,015.68	2,364,551.43	2,030,356.17	1,561,204.75	1,489,290.53	1,341,395.57	1,026,236.35
NET FUND EARNINGS									
EARNINGS FOR YEAR	71,580.75	197,447.62	-10,596.44	60,597.73	316,228.05	390,344.53	25,335.01	133,798.38	126,867.01
TAX APPLICABLE TO EARNINGS	42,591.33	22,779.17	27,488.66	21,021.80	-6,297.21	-19,815.26	14,732.25	1,854.48	-3,703.64
NET FUND EARNINGS	114,172.08	220,226.79	16,892.22	81,619.53	309,930.84	370,529.27	40,067.26	135,662.86	123,163.37
AVERAGE EARNING RATE	4.38%	8.72%	0.68%	3.45%	15.26%	23.73%	2.69%	10.11%	12.00%
AVERAGE 5 YEAR RATE	6.50%	10.37%	9.16%	11.05%	12.76%	9.22%	-1.15%	2.74%	4.06%

Dividends Received
For Period 01/07/2017 to 30/06/2018

Date	Dividend Received	Re-Invest	Franked Amount	Unfranked Amount	Imputation Credit	Withholding Tax
	94863.10	4735.67	91446.84	3416.26	39191.51	-
Total						

x 2014 + 140,000

46,000

x 2014 +

28,320

95,000.56

3581.57

Investments Schedule
For Period 01/07/2017 to 30/06/2018

	Units	Open Cost	Units	Additions Cost	Units	Disposals Value	Profit (Loss)	Cap. Gain (Loss)	Units	Close Cost	Quote	Market Value
SHARES IN LISTED COMPANIES												
AGL ENERGY ORDINARY FULLY PAID	2276	31529.90	-	-	-	-	-	-	2276	31529.90	22.480	51164
ALTIUM LIMITED ORDINARY FULLY PAID	800	4617.50	-	-	(800)	(8662.50)	4045.00	2696.67	-	-	22.510	-
APA GROUP UNITS FULLY PAID	-	-	2118	17188.50	-	-	-	-	2118	17188.50	9.850	20862
STAPLED SECURITIES	11000	20016.49	-	-	-	-	-	-	11000	20016.49	2.800	30800
ALUMINA ORDINARY FULLY PAID	44402	57017.41	5254	8208.84	-	-	-	-	49656	65226.25	1.525	75725
BRICKWORKS INVESTMENT COMPANY LTD ORD FULLY PAID	2297	99402.54	-	-	-	-	-	-	2297	99402.54	72.870	167382
COMMONWEALTH BANK FPO	530	43090.46	-	-	-	-	-	-	530	43090.46	192.620	102089
CSL ORDINARY FULLY PAID	1350	8055.85	2100	9759.90	-	-	-	-	3450	17815.75	4.450	15353
IPH LIMITED ORDINARY FULLY PAID	436	13759.65	30	992.99	-	-	-	-	466	14752.64	27.410	12773
NAT. BANK ORDINARY FULLY PAID	4000	2389.95	-	-	(4000)	(3250.05)	860.10	860.10	-	-	0.860	-
RCG CORP ORDINARY FULLY PAID	3000	19585.55	-	-	(3000)	(13314.37)	(6271.18)	(6271.18)	-	-	0.540	-
RETAIL FOOD GROUP LIMITED ORDINARY FULLY PAID	1036	6701.48	1200	4685.95	-	-	-	-	2236	11387.43	4.390	9816
SCENTRE STAPLED SECURITIES DEFERRED SETTLEMENT	1100	17213.20	842	14912.94	-	-	-	-	1942	32126.14	20.690	40180
SOUL W.H. ORDINARY FULLY PAID	7306	41043.49	-	-	(7306)	(40351.04)	(692.45)	(2750.21)	-	-	6.270	-
SANTOS LTD FPO	-	-	2550	17161.85	-	-	-	-	2550	17161.85	7.160	18258
SYDAIRPORT FULLY PAID STAPLED SECURITIES US PROHIBITED	6700	29261.83	-	-	-	-	-	-	6700	29261.83	4.460	29882
TABCORP HOLDINGS LIMITED ORDINARY FULLY PAID	1800	20236.48	1227	14183.64	-	-	-	-	3027	34420.12	11.970	36233
TRANSURBAN GROUP ORDINARY SHARES/UNITS FULLY PAID	10200	40842.38	1000	3489.95	-	-	-	-	11200	44332.33	2.620	29344
TRIPLE ST	32983	649712.03	11	336.84	-	-	-	-	32994	650048.87	29.300	966724
TELSTRA CORPORATION FPO	2457	84022.04	-	-	-	-	-	-	2457	84022.04	49.360	121278
WESTPAC BANKING CORP FPO												
WESFARMER ORD												
		1188498.23		90921.40		(65577.96)	(2058.53)	(5464.62)		1211783.14		1727863
UNITS IN UNIT TRUSTS												
Total		\$1188498.23		\$90921.40		(\$65577.96)	(\$2058.53)	(\$5464.62)		\$1211783.14		\$1727863

From First to Last by Investment
Audit Check Report

Investment & entry/error details....

AGK	AGLENERGY ORD		
OK			
AGL	AGLENERGY ORDINARY FULLY PAID		
22/09/2017	Dividend	1101.50	Calculated dividend on 2276 is \$1138.000
26/03/2018	Dividend	1189.62	Calculated dividend on 2276 is \$1229.040
ALH	AUSTRALIAN LEISURE & HOSPITALITY GROUP LTD ORD FULLY PAID		
OK			
ALU	ALTIUM LIMITED ORDINARY FULLY PAID		
19/10/2017	Sale	0	Nil stock on hand
AMC	AMCOR ORDINARY FULLY PAID		
OK			
AMP	AMP LIMITED FPO		
OK			
ANZ	ANZ BANK ORDINARY FULLY PAID		
OK			
APA	APA GROUP UNITS FULLY PAID STAPLED SECURITIES		
14/03/2018	Dividend missing 21c/share 27.780% franked		
AWC	ALUMINA ORDINARY FULLY PAID		
14/09/2017	Dividend	580.51	Calculated dividend on 11000 is \$580.800
BBI	B&B INFR STAPLED SECURITIES FULLY PAID		
OK			
BHP	BHP BLT ORDINARY FULLY PAID		
OK			
BIL	BRAMBLES INDUSTRIES FPO		
OK			
BKI	BRICKWORKS INVESTMENT COMPANY LTD ORD FULLY PAID		
23/08/2017	Div Invest	(0.87)	Calculated dividend on 44402 is \$1642.874
23/08/2017	Div Invest	1038	Maximum shares should be -1
28/02/2018	Div Invest	1.06	Calculated dividend on 45440 is \$1644.928
28/02/2018	Div Invest	1014	Maximum shares should be 0
14/05/2018	Rights	3202	Maximum rights for purchase is 3097
BLD	BORAL LTD ORDINARY FULLY PAID		
OK			
BLY	BOART ORDINARY FULLY PAID		
OK			
BXB	BRAMB LTD ORDINARY FULLY PAID		
OK			
CAD	CARILLON DEVELOPMENT FPO		
OK			
CBA	COMMONWEALTH BANK FPO		
OK			
CGJ	COLES GRP ORDINARY FULLY PAID		
OK			
CML	COLES MYER ORDINARY FULLY PAID		
OK			
CQO	CHOFFICERT UNITS FULLY PAID		
OK			

From First to Last by Investment
Audit Check Report

Investment & entry/error details....

CSL	CSL ORDINARY FULLY PAID	
13/10/2017	Dividend	532.63 Calculated dividend on 530 is \$485.109
13/04/2018	Dividend	532.63 Calculated dividend on 530 is \$532.650
CYB	CYBG PLC CDI 1:1 FOREIGN EXEMPT LSE	
OK		
EDI	EVANS DEAKIN FPO	
OK		
FGL	FOSTER'S GROUP FPO	
OK		
FLT	FLIGHT CTR ORDINARY FULLY PAID	
OK		
FLX	FELIX RES ORDINARY FULLY PAID	
OK		
GIO	GIO AUSTRALIA FPO	
OK		
GMF	GOODMAN FIELDER FPO	
OK		
IAG	INSUR.AUST ORDINARY FULLY PAID	
OK		
IPH	IPH LIMITED ORDINARY FULLY PAID	
OK		
LGL	LIHR. 10 TOEA ORDINARY FULLY PAID	
OK		
LHG	LIHR 10 TOEA ORDINARY FULLY PAID	
OK		
MAY	MAYNE GROUP LIMITED FPO	
OK		
MOF	MACQUARIE OFFICE UNIT	
OK		
NAB	NAT. BANK ORDINARY FULLY PAID	
05/07/2017	Div Invest	15 Reinvestment not offered?
13/12/2017	Div Invest	15 Reinvestment not offered?
05/07/2017	Dividend missing 99c/share	100.000% franked
13/12/2017	Dividend missing 99c/share	100.000% franked
NSR	NATIONAL STORAGE REIT STAPLED SECURITY FULLY PAID	
OK		
OXR	OXIANA ORDINARY FULLY PAID	
OK		
OZL	OZMINER ORDINARY FULLY PAID	
OK		
PIF	PRIME INFR STAPLED SECURITIES FULLY PAID	
OK		
PPX	PAPERLINX LIMITED FPO	
OK		
RCG	RCG CORP ORDINARY FULLY PAID	
17/08/2017	Sale	0 Nil stock on hand
RFG	RETAIL FOOD GROUP LIMITED ORDINARY FULLY PAID	
26/07/2017	Sale	0 Nil stock on hand
RIO	RIO TINTO LTD ORD FULLY PAID	

From First to Last by Investment
Audit Check Report

Investment & entry/error details...

OK	SAI GLOBAL LIMITED ORDINARY FULLY PAID	
SAI		
OK		
SCG	SCENTRE STAPLED SECURITIES DEFERRED SETTLEMENT	
31/08/2017	Dividend	112.50 Calculated dividend on 1036 is \$112.510
28/02/2018	Dividend	112.60 Calculated dividend on 1036 is \$112.613
SGB	ST GEORGE BANK FPO	
OK		
SOL	SOUL W.H. ORDINARY FULLY PAID	
OK		
SOT	SP TELEMED ORDINARY FULLY PAID	
OK		
STO	SANTOS LTD FPO	
09/01/2018	Sale	0 Nil stock on hand
SYD	SYDAIRPORT FULLY PAID STAPLED SECURITIES US PROHIBITED	
14/02/2018	Dividend missing	18c/share 0.000% franked
TAB	TAB LIMITED FPO	
OK		
TAH	TABCORP HOLDINGS LIMITED ORDINARY FULLY PAID	
OK		
TCL	TRANSURBAN GROUP ORDINARY SHARES/UNITS FULLY PAID TRIPLE ST	
11/08/2017	Dividend	742.00 Calculated dividend on 1800 is \$477.000
16/02/2018	Dividend	784.00 Calculated dividend on 3027 is \$847.560
TEL	TELECOM CORPORATION FPO NZ	
OK		
TLS	TELSTRA CORPORATION. FPO	
OK		
TLSCB	TELSTRA CORPORATION. INST.RCPT	
OK		
WAN	WEST AUSTRALIAN NEWS FPO	
OK		
WBC	WESTPAC BANKING CORP FPO	
04/07/2017	Dividend	30980.52 Calculated dividend on 32983 is \$31004.020
04/07/2017	Div Invest	(18.94) Calculated dividend on 32983 is \$31004.020
04/07/2017	Div Invest	6 Maximum shares should be -1
22/12/2017	Dividend	30980.52 Calculated dividend on 32989 is \$31009.660
22/12/2017	Div Invest	7.34 Calculated dividend on 32989 is \$31009.660
22/12/2017	Div Invest	5 Maximum shares should be 0
WDC	WESTFIELDG ORDINARY/UNITS FULLY PAID STAPLED SECURITIES	
OK		
WES	WESFARMER ORD	
OK		
WESN	WESFARMER PARTIALLY PROTECTED ORDINARY SHARES FULLY PAID	
OK		
WFD	WESTFIELDC STAPLED SECURITIES	

From First to Last by Investment
Audit Check Report

Investment & entry/error details...

OK
WRT
OK
WSF
OK

WESTFTRUST UNITS FULLY PAID STAPLED SECURITIES
WESTFIELD HOLDINGS LTD ORD FULLY PAID

From First to Last by Investment
Audit Check Report

Investment & entry/error details...

AGK	OK	AGLENERGY ORD	
AGL	OK	AGLENERGY ORDINARY FULLY PAID	
22/09/2017		Dividend	1101.50 Calculated dividend on 2276 is \$1138.000
26/03/2018		Dividend	1189.62 Calculated dividend on 2276 is \$1229.040
ALH	OK	AUSTRALIAN LEISURE & HOSPITALITY GROUP LTD ORD FULLY PAID	
ALU	OK	ALTIUM LIMITED ORDINARY FULLY PAID	
19/10/2017		Sale	0 Nil stock on hand
AMC	OK	AMCOR ORDINARY FULLY PAID	
AMP	OK	AMP LIMITED FPO	
ANZ	OK	ANZ BANK ORDINARY FULLY PAID	
APA	OK	APA GROUP UNITS FULLY PAID STAPLED SECURITIES	
14/03/2018		Dividend missing 21c/share 27.780% franked	
AWC	OK	ALUMINA ORDINARY FULLY PAID	
14/09/2017		Dividend	580.51 Calculated dividend on 11000 is \$580.800
BBI	OK	B&B INFR STAPLED SECURITIES FULLY PAID	
BHP	OK	BHP BLT ORDINARY FULLY PAID	
BIL	OK	BRAMBLES INDUSTRIES FPO	
BKI	OK	BRICKWORKS INVESTMENT COMPANY LTD ORD FULLY PAID	
23/08/2017		Div Invest	(0.87) Calculated dividend on 44402 is \$1642.874
23/08/2017		Div Invest	1038 Maximum shares should be -1
28/02/2018		Div Invest	1.06 Calculated dividend on 45440 is \$1644.928
28/02/2018		Div Invest	1014 Maximum shares should be 0
14/05/2018		Rights missing 1 for 15 at \$150/share	
BLD	OK	BORAL LTD ORDINARY FULLY PAID	
BLY	OK	BOART ORDINARY FULLY PAID	
BXB	OK	BRAMB LTD ORDINARY FULLY PAID	
CAD	OK	CARILLON DEVELOPMENT FPO	
CBA	OK	COMMONWEALTH BANK FPO	
CGJ	OK	COLES GRP ORDINARY FULLY PAID	
CML	OK	COLES MYER ORDINARY FULLY PAID	
CQO	OK	CHOFFICERT UNITS FULLY PAID	

script signed

*purchase of div
rounding*

*div is ok -
rights as purchase -*

3202

4203

From First to Last by Investment
Audit Check Report

Investment & entry/error details....

CSL	CSL ORDINARY FULLY PAID	
13/10/2017	Dividend	532.63 Calculated dividend on 530 is \$485.109
13/04/2018	Dividend missing 100.5c/share	0.000% franked
CYB	CYBG PLC CDI 1:1 FOREIGN EXEMPT LSE	
OK		
EDI	EVANS DEAKIN FPO	
OK		
FGL	FOSTER'S GROUP FPO	
OK		
FLT	FLIGHT CTR ORDINARY FULLY PAID	
OK		
FLX	FELIX RES ORDINARY FULLY PAID	
OK		
GIO	GIO AUSTRALIA FPO	
OK		
GMF	GOODMAN FIELDER FPO	
OK		
IAG	INSUR.AUST ORDINARY FULLY PAID	
OK		
IPH	IPH LIMITED ORDINARY FULLY PAID	
OK		
LGL	LIHIR. 10 TOEA ORDINARY FULLY PAID	
OK		
LHG	LIHIR 10 TOEA ORDINARY FULLY PAID	
OK		
MAY	MAYNE GROUP LIMITED FPO	
OK		
MOF	MACQUARIE OFFICE UNIT	
OK		
NAB	NAT. BANK ORDINARY FULLY PAID	
05/07/2017	Div invest	15 Reinvestment not offered?
13/12/2017	Div invest	15 Reinvestment not offered?
05/07/2017	Dividend missing 99c/share	100.000% franked
13/12/2017	Dividend missing 99c/share	100.000% franked
NSR	NATIONAL STORAGE REIT STAPLED SECURITY FULLY PAID	
OK		
OXR	OXIANA ORDINARY FULLY PAID	
OK		
OZL	OZMINER ORDINARY FULLY PAID	
OK		
PIF	PRIME INFR STAPLED SECURITIES FULLY PAID	
OK		
PPX	PAPERLINX LIMITED FPO	
OK		
RCG	RCG CORP ORDINARY FULLY PAID	
17/08/2017	Sale	0 Nil stock on hand
RFG	RETAIL FOOD GROUP LIMITED ORDINARY FULLY PAID	
17/10/2017	Dividend missing 15c/share	100.000% franked
RIO	RIO TINTO LTD ORD FULLY PAID	

\$532.63,

1 drp ok.

✓

From First to Last by Investment
Audit Check Report

Investment & entry/error details....

OK	SAI	SAI GLOBAL LIMITED ORDINARY FULLY PAID	
OK	SCG	SCENTRE STAPLED SECURITIES DEFERRED SETTLEMENT	<i>112.50</i>
		Dividend missing 10.86c/share 0.000% franked	
		Dividend missing 10.87c/share 21.620% franked	<i>112.60</i>
OK	ST	ST GEORGE BANK FPO	
OK	SOL	SOUL W.H. ORDINARY FULLY PAID	<i>352.00</i>
		Dividend missing 32c/share 100.000% franked	
		Dividend missing 23c/share 100.000% franked	<i>486.66</i>
OK	SOT	SP TELEMED ORDINARY FULLY PAID	
OK	STO	SANTOS LTD FPO	
		Sale 0 Nil stock on hand	
OK	SYD	SYDAIRPORT FULLY PAID STAPLED SECURITIES US PROHIBITED	<i>1 purchase ex divi</i>
		Dividend missing 18c/share 0.000% franked	
OK	TAB	TAB LIMITED FPO	
OK	TAH	TABCORP HOLDINGS LIMITED ORDINARY FULLY PAID	
OK	TCL	TRANSURBAN GROUP ORDINARY SHARES/UNITS FULLY PAID TRIPLE ST	<i>1 ok.</i>
		Dividend 742.00 Calculated dividend on 1800 is \$477,000	
		Dividend 784.00 Calculated dividend on 3027 is \$847,560	
OK	TEL	TELECOM CORPORATION FPO NZ	
OK	TLS	TELSTRA CORPORATION. FPO	
OK	TLSCB	TELSTRA CORPORATION. INST.RCPT	
OK	WAN	WEST AUSTRALIAN NEWS FPO	
OK	WBC	WESTPAC BANKING CORP FPO	
		Dividend 30980.52 Calculated dividend on 32983 is \$31004.020	
		Div invest (18.94) Calculated dividend on 32983 is \$31004.020	<i>1 div ok.</i>
		Div invest 6 Maximum shares should be -1	
		Dividend 30980.52 Calculated dividend on 32989 is \$31009.660	
		Div invest 7.34 Calculated dividend on 32989 is \$31009.660	
		Div invest 5 Maximum shares should be 0	
OK	WDC	WESTFIELDG ORDINARY/UNITS FULLY PAID STAPLED SECURITIES	
OK	WES	WESFARMER ORD	
		Dividend missing 103c/share 100.000% franked	
OK	WESN	WESFARMER PARTIALLY PROTECTED ORDINARY SHARES FULLY PAID	<i>2530.71.</i>

From First to Last by Investment
Audit Check Report

Investment & entry/error details.....

WFD	WESTFIELD STAPLED SECURITIES
OK	
WRT	WESTTRUST UNITS FULLY PAID STAPLED SECURITIES
OK	
WSF	WESTFIELD HOLDINGS LTD ORD FULLY PAID
OK	

NAB.

Dividend Reinvestment Plan (DRP)

DRP residual balance carried forward from 5 July 2017	\$2.97
Dividend amount participating in the DRP	\$446.49
Total amount for reinvestment	\$449.46
15 ordinary share/s allotted @ \$29.59 per share	\$443.85
Residual balance to be carried forward to the next dividend	\$5.61

Issuer Sponsored Holding Statement

Date	Transaction Type	Registry Reference	Qty On	Qty Off	Share Balance
13/11/2017		Opening balance			451
13/12/2017	DRP		15		466
13/12/2017		Closing balance			466

The closing balance includes the number of shares held on 13 November 2017 (last date for election notices) and the DRP shares allotted on 13 December 2017. This may differ for shareholders who have purchased or sold NAB shares during this period.

These shares were allotted in accordance with the Terms and Conditions of the DRP.

NAB 5.61.
 WBC 7.40
 BHI 1.25.

 14.26.

All Registry communications to:
 Link Market Services Limited
 Locked Bag A6015, Sydney South NSW 1235
 Telephone (free call within Australia): +61 1800 804 255
 ASX Code: WBC
 Email: westpac@linkmarketservices.com.au
 Website: www.linkmarketservices.com.au

020

MS JEAN JUDGE
 <A/C JUDGE FAMILY SETTLEMENT>
 26 CHURCH STREET
 FORBES NSW 2871

Key details

Payment date: 22 December 2017
 Record date: 14 November 2017
 SRN/HIN: I00010814553
 TFN/ABN status: RECEIVED AND RECORDED

Final dividend statement for the six months ended 30 September 2017
 Dividend Reinvestment Plan (DRP) Participant Statement

This dividend is 100% franked with Australian franking credits at the company tax rate of 30%.

Description	Dividend rate per share [#]	Participating holding	Unfranked amount	Franked amount	Total amount	Franking credit
Ordinary shares	94 cents	176	\$0.00	\$165.44	\$165.44	\$70.90
Net dividend amount					\$165.44	
***New Zealand Imputation Credit (NZIC)						NZ\$12.32
Cash balance brought forward from your plan account					\$0.06	
Amount available for reinvestment					\$165.50	
Cash reinvested has been applied to ***5** shares at \$31.62 per share					\$158.10	
Cash balance carried forward in your plan account					\$7.40	

[#]The final dividend of 94 cents per share takes into consideration the cost of the Bank Levy which was equivalent to 2 cents per share.

All amounts are in Australian dollars unless otherwise stated.

Issuer Sponsored Holding Statement

Date	Transaction type	Increase	Decrease	Holding balance
14/11/2017	Opening balance			176
22/12/2017	Dividend plan allotment	5		
22/12/2017	Closing balance			181

Note: The 'Opening balance' recorded in the Issuer Sponsored Holding Statement above may not be the same as the 'Participating holding' recorded in the top section of the Dividend Reinvestment Plan Participant Statement, where your participation in the Plan is 'partial'. The closing balance of ordinary shares excludes any trades or transfers since the record date. Neither Westpac Banking Corporation nor Link Market Services Limited will be liable for any losses incurred by any person who relies on the holdings shown without making their own adjustments for any transactions not included.

Please keep this statement for your tax records.
 It can also be accessed online in Link's Investor Centre, see over for login instructions.

*** Only relevant for New Zealand taxpayers.



**BKI INVESTMENT
COMPANY LIMITED**

ABN 23 106 719 868

Advanced Share Registry Limited

All correspondence to:

PO Box 1156, Nedlands

Western Australia 6909

Telephone: +61 8 9389 8033

Facsimile: +61 8 9262 3723

Email: admin@advancedshare.com.au

Website: www.advancedshare.com.au



2020 BKI

Reference Number

X41275804

ISIFAND PTY LTD
<JUDGE FAMILY SETT S/F A/C>
26 CHURCH STREET
FORBES NSW 2871

ASX Code

BKI

TFN/ABN Status

TFN Quoted

Record Date

13 February 2018

Payment Date

28 February 2018

Interim Dividend for the half year ending 31 December 2017

Dear Shareholder,

This payment represents an interim dividend of 3.625 cents per share fully franked 100% at the corporate tax rate of 30%. The dividend is based on your holding of shares as at 13 February 2018.

If you would like to update your TFN, bank account and other details online, please log on to www.advancedshare.com.au.

Class Description	Amount per Security	Number of Securities	Imputed Credit	Gross Payment
Interim Dividend	3.625 cents	47,023	\$ 730.53	\$ 1,704.58
Total				\$ 1,704.58
Net Payment				\$ 1,704.58

Note: You should retain this statement to assist you in preparing your tax return.

Dividend Reinvestment Plan (DRP) Details

Cash balance brought forward	\$ 0.19
Dividend net payment	\$ 1,704.58
Total available for reinvestment	\$ 1,704.77
Less the amount applied to the allotment of 1,014 securities at \$1.68 per security	\$ 1,703.52
Cash balance carried forward to the next payment	\$ 1.25
Number of securities held as at 13 February 2018	47,023
Add securities allotted on 28 February 2018	1,014
Number of securities after DRP allotment	48,037

Note: The "Number of securities now held" does not include any transfers registered since the Record Date.

* In the case of shareholders who have elected for only partial participation in the plan, the above statement reflects only the dividend entitlement in relation to the number of participating shares. The dividend entitlement on the balance of non-participating shares will be sent separately by cheque or direct credit into a nominated bank account.



Member of Securities Registrars Association of Australia Inc.

110 Stirling Highway, Nedlands Western Australia 6009. PO Box 1156, Nedlands Western Australia 6909

Telephone: (08) 9389 8033, Facsimile: (08) 9262 3723

Suite 8H, 325 Pitt Street, Sydney NSW 2000. PO Box Q1736, Queen Victoria Building, NSW 1230 Telephone: (02) 8096 3502

Website: www.advancedshare.com.au Email: admin@advancedshare.com.au

25 June 2018



2020 BKI-94900022445

ISIFAND PTY LTD
<JUDGE FAMILY SETT S/F A/C>
26 CHURCH STREET
FORBES NSW 2871

Dear Securityholder(s)

RE: BKI INVESTMENT COMPANY LIMITED

We are pleased to advise that the following securities have been allotted to your account, resulting from your application for shares in the above mentioned Company.

<u>Security</u>	<u>Units</u>
BKI ORDINARY FULLY PAID	3,202
Total:	3,202

As you are a CHESS sponsored holder you will receive your holding statement from the Australian Securities Exchange at the end of the month.

Should you have any queries please contact your sponsoring broker.

Your faithfully,

Advanced Share Registry Ltd



**BKI INVESTMENT
COMPANY LIMITED**
ABN: 23 106 719 868
Place of Incorporation/Registration: Victoria

CHESS HOLDING STATEMENT

For statement enquiries contact
your CHESS Sponsor:
MACQUARIE EQUITIES LIMITED
1 SHELLEY STREET
SYDNEY, NSW 2000
☎ 1800 789 789



112389 02442
ISIFAND PTY LTD
<JUDGE FAMILY SETT S/F A/C>
26 CHURCH STREET
FORBES NSW 2871

Holder ID Number (HIN):	0041275804
CHESS Sponsor's ID (PID):	02442
Statement Period:	February 2018
Page:	1 of 1

BKI - ORDINARY FULLY PAID

Date	Transaction Type	Transaction ID	Ex/Cum Status	Quantity On	Quantity Off	Holding Balance
	Balance Brought Forward from 23 Aug 17					47023
28 Feb 18	Allotment of Securities due to Dividend Reinvestment Plan	6165500198247300		1014		48037

FOR YOUR INFORMATION

- ☛ To obtain full terms and conditions of an Issuer's securities contact the Issuer's Registrar or the Issuer directly.
- ☛ For information about CHESS Depository Interests (CDIs) and to obtain a free copy of the Financial Services Guide (FSG) or any supplementary FSG for CHESS Depository Nominees Pty Ltd go to www.asx.com.au/cdis or phone 131 279.
- ☛ ASX Settlement may by law need to disclose information in CHESS Holdings to third parties.
- ☛ Do you have a small shareholding? Donate to Australian charities using ShareGift's brokerage-free service & receive tax deduction when over \$2. www.sharegiftaustralia.org.au

Refer overleaf for additional important information

Share Registry Details:

ADVANCED SHARE REGISTRY
PO BOX 1156
NEDLANDS WA 6909
Ph: 08 9389 8033

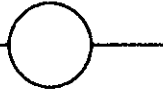


ASX

Issued By:

ASX Settlement Pty Limited | ARN 49 008 504 532 | PO Box H227 Australia Square, Sydney NSW 1215

APA Group



Australian Pipeline Ltd Australian Pipeline Trust APT Investment Trust
 ACN 091 344 704 ARSN 091 678 778 ARSN 115 585 441
 Place of Incorporation/Registration: NSW

CHESSE HOLDING STATEMENT

For statement enquiries contact
 your CHESSE Sponsor:
COMMONWEALTH SECURITIES LTD
 LOCKED BAG 22
 AUSTRALIA SQUARE
 SYDNEY, NSW 1215
 ☎ 131519



150254 01402
 MR WARWICK DYKER JUDGE &
 MRS JEAN LOUISE JUDGE
 <JUDGE FAMILY SETTLEMENT A/C>
 26 CHURCH ST
 FORBES NSW 2871

Holder ID Number (HIN): 0073511305

CHESSE Sponsor's ID (PID): 01402

Statement Period: March 2018

Page: 1 of 1

APA - UNITS FULLY PAID STAPLED SECURITIES

Date	Transaction Type	Transaction ID	Ex/Cum Status	Quantity		Holding Balance
				On	Off	
	Balance Brought Forward from 18 Jan 18					2000
23 Mar 18	Allotment of a New Issue of Securities due to Acceptance of Rights	5908004195577800		118		2118

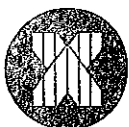
FOR YOUR INFORMATION

- ☛ To obtain full terms and conditions of an Issuer's securities contact the Issuer's Registrar or the Issuer directly.
- ☛ For information about CHESSE Depository Interests (CDIs) and to obtain a free copy of the Financial Services Guide (FSG) or any supplementary FSG for CHESSE Depository Nominees Pty Ltd go to www.asx.com.au/cdis or phone 131 279.
- ☛ ASX Settlement may by law need to disclose information in CHESSE Holdings to third parties.
- ☛ Do you have a small shareholding? Donate to Australian charities using ShareGift's brokerage-free service & receive tax deduction when over \$2. www.sharegiftaustralia.org.au

Refer overleaf for additional important information

Share Registry Details:

LINK MARKET SERVICES LIMITED
 LOCKED BAG A14,
 SYDNEY SOUTH NSW 1235
 Ph: 02 82807111



ASX

Issued By:

ASX Settlement Pty Limited | ABN 49 008 504 532 | PO Box H227, Australia Square, Sydney NSW 1215



Australian Pipeline Ltd ACN 091 344 704
 AFSL 239927
 Australian Pipeline Trust ARSN 091 678 778
 APT Investment Trust ARSN 115 585 441
 APA Group

All Registry communications to:
 Link Market Services Limited
 Locked Bag A14
 Sydney South NSW 1235 Australia
 Telephone (free call within Australia): +61 1800 992 312
 Telephone: +61 1800 992 312
 Facsimile: +61 2 9287 0303
 ASX Code: APA
 Email: registrars@linkmarketservices.com.au
 Website: www.linkmarketservices.com.au



020 6225

MR WARWICK DYKER JUDGE &
 MRS JEAN LOUISE JUDGE
 <JUDGE FAMILY SETTLEMENT A/C>
 26 CHURCH ST
 FORBES NSW 2871

Date: 27 March 2018
SRN/HIN: X00073511305
Subregister: CHESS

APA – STAPLED SECURITIES TRANSACTION CONFIRMATION STATEMENT

DATE	TRANSACTION DESCRIPTION	STAPLED SECURITIES ALLOTTED
23/03/2018	Retail Entitlement Offer Final Allotment at A\$7.70 per Security	118



Securityholders should not rely on the balance shown in this statement as being a complete record of their current holding and the Issuer will not be liable for any financial loss incurred by a securityholder who relies on the balance shown without making their own adjustments for any transfers relating to market and off market transactions which have yet to be registered.

Please note your SRN/HIN recorded above. This SRN/HIN must be used in all communications with the company or registry and with your stockbroker when buying or selling these securities. This statement is an important document and should be kept in a safe place. If lost or destroyed a charge will be levied for a replacement statement. Full terms and conditions of the above securities can be obtained from the registry.

THE AUSTRALIAN TAXATION OFFICE (ATO) ADVISES YOU TO KEEP THIS STATEMENT. DISPOSAL OF SECURITIES MAY LI TO CAPITAL GAINS TAX. PHONE THE ATO ON 1300 720 092 IF YOU NEED THE "GUIDE TO CAPITAL GAINS TAX".

CONFIRMATION

Macquarie Equities Limited

ABN 41 002 574 923

SYDNEY

Macquarie Equities Limited : (02) 8232 1679
Macquarie Equities Limited FAX : (02) 8232 4055

SELL

1 Shelley Street
Sydney NSW 2000

Participant of Australian Securities Exchange Group
Australian Financial Services Licence No. 237504

TAX INVOICE

ISIFAND PTY LTD
<JUDGE FAMILY SETT S/F A/C>
26 CHURCH STREET
FORBES NSW 2871



MACQUARIE

ADVISOR: MARK HOLDEN

PLEASE RETAIN THIS PORTION OF YOUR CONFIRMATION FOR TAX PURPOSES

WE HAVE SOLD THE FOLLOWING SECURITIES FOR YOU

COMPANY SECURITY	AUSTRALIA AND NEW ZEALAND BANKING GROUP LIMITED ORDINARY FULLY PAID	ANZ
------------------	--	-----

DATE: 19/07/2017
AS AT DATE: 19/07/2017
CONFIRMATION NO: 14498673
ACCOUNT NO: 2629605
TOTAL UNITS: 26
CONSIDERATION: AUD 764.40
BROKERAGE (MNM): 150.00
GST ON BROKERAGE: 15.00
TOTAL CHARGES: 165.00
NET PROCEEDS: 599.40

UNITS AT PRICE

AVERAGE PRICE: 29.400000

SIN/IPN/SBN 2442 HIN 41275804
ORDER COMPLETED

CONFIRMATION COMMENTS:

SETTLEMENT DATE 21/07/2017

You can access an overview of Macquarie Equities Limited's best execution obligation at www.macquarie.com.au/melbestexecution

All documents and security holder information must be provided by close of business on 19/07/2017
SEE OVER FOR TERMS AND CONDITIONS OF ISSUE OF THIS CONFIRMATION TIME OF EXECUTION AVAILABLE UPON REQUEST

Macquarie Equities Limited ABN 41 002 574 923
1 Shelley Street Sydney NSW 2000



SELL

COMPANY SECURITY	AUSTRALIA AND NEW ZEALAND BANKING GROUP LIMITED ORDINARY FULLY PAID		ANZ
SOLD	ACCOUNT No. 2629605	CONF No. 14498673	DATE 19/07/2017
	TOTAL UNITS 26	NET PROCEEDS 599.40	SETTLEMENT DATE 21/07/2017

ISIFAND PTY LTD
<JUDGE FAMILY SETT S/F A/C>,
26 CHURCH STREET
FORBES NSW 2871

HOTELS INVESTMENT TRUST NO 2
DISTRIBUTION STATEMENT
FOR THE YEAR ENDED 30 JUNE 2018

Judge Superannuation Fund
 Ms S Stevenson
 PO Box 359
 CARINGBAH NSW 1495

Account Number: 3
 Account Name: Judge Superannuation Fund

Part A Tax Return Information	Tax Credit	Taxable Income
Australian Income	0.00	0.00
Foreign Income	0.00	0.00
Net Capital Gains	0.00	0.00
Withholding Tax	0.00	0.00

Part B Distribution Components	Distributions You		
	Received	Tax Credit	Taxable Income
Australian Income			
Primary Production Income	0.00	0.00	0.00
Non-Primary Production Income	0.00	0.00	0.00
Other Assessable			0.00
Total Australian Income	0.00	0.00	0.00
Foreign Income			
Interest Income	0.00	0.00	0.00
Modified Passive Income	0.00	0.00	0.00
Other Income	0.00	0.00	0.00
Australian Franking Credits from NZ Co.	0.00	0.00	0.00
Total Foreign Income	0.00	0.00	0.00
Capital Gains			
Discounted Capital Gains	0.00	0.00	0.00
Capital Gains Discount	0.00		
indexed Capital Gains	0.00	0.00	0.00
Other Capital Gains	0.00	0.00	0.00
Net Capital Gains	0.00	0.00	0.00
CGT Concession Amount	0.00		
Total Capital Gains	0.00	0.00	0.00
Non Assessable Amounts			
Tax Free Income	0.00		
Tax Deferred Income	0.00		
Tax Exempted Income	0.00		
Other Amounts	0.00		
Total Non Assessable Amounts	0.00	0.00	0.00
Profit Distribution	0.00	0.00	0.00
Less Withholding Tax	0.00		
Return of capital	2,437.70		
Working Capital Distributed (Retained)	-2,437.70		
Net Cash Distribution	\$0.00		

PLEASE RETAIN THIS STATEMENT FOR INCOME TAX PURPOSES.

This Tax Statement shows the various components of the distributions you are presently entitled to from the above fund during the past financial year. This statement is prepared on the assumption you are a Australian resident individual. Companies and Superannuation Funds will need to adapt the information to your tax status. Please use this statement, to help you complete your tax return or seek advice from your professional taxation advisor for assistance in completing your tax return. Whilst every care has been taken in the preparation of this statement the trust reserves the right to make any amendments or corrections to information set out in the statement.

Other Information - Account Balance as at 30 June 2018

Judge Superannuation Fund

	\$
Opening balance	-2,437.70
Return of capital	2,437.70
Profit distribution	0.00
Net cash distribution	0.00
Closing balance (unpaid distribution)	0.00

UNIT HOLDING	Redemption	Value per unit	Total Value
200	0	\$1,000.00	\$200,000.00



Tax Agent Portal

User ID PCUGWN4

09 Nov 2018 06:33:25 (EDST)

Current client	TFN	ABN
THE TRUSTEE FOR JUDGE FAMILY SETTLEMENT SUPERANNUATION FUND	96034756	41785600682
Represented by		
STIRLING WARTON TAYLOR PTY LIMITED		
Account name	Number	Description
THE TRUSTEE FOR JUDGE FAMILY SETTLEMENT SUPERANNUA	96034756/00551	Income Tax Account

Itemised account - by Tax Office processed date

Transactions processed by the Tax Office during the period:

From 1 July 2017 To 9 November 2018

Process date	Effective date	Transaction description	Debit amount	Credit amount	Balance
01 Jul 2017		OPENING BALANCE			\$0.00
22 Dec 2017	22 Dec 2017	Tax return Self Man Superfund - Income Tax for the period from 01 Jul 16 to 30 Jun 17		\$27,414.13	\$27,414.13 CR
10 Jan 2018	15 Jan 2018	EFT refund for Income Tax for the period from 01 Jul 16 to 30 Jun 17	\$27,414.13		\$0.00
09 Nov 2018		CLOSING BALANCE			\$0.00

Managed Investment Funds
2017/18 Tax Return Information Statement

Account number: 090 005016050
Account type: Super fund
Account name: Warwick Judge
 Jean Louise Judge
 Judge Superannuation Fund
 Judge Superannuation Fund
TFN/ABN: Provided

11417 | 0000005 | 68237 | 001



Mr W D & Mrs J L Judge
 C/- Stirling Securities P/L
 G P O Box 7019
 SYDNEY NSW 2001

If you have any questions about this statement, please talk to your financial adviser or accountant. The information shown on this statement is also provided to the Australian Taxation Office (ATO).

Part A

Summary of 2018 tax return items

Tax return	Amount (\$)	Tax return label
Interest income	0.00	10L
TFN amounts withheld (Interest)	0.00	10M
Non-primary production income	32.68	13U
Franked distributions from trusts	947.99	13C
Share of franking credits – franked dividends	672.39	13Q
TFN amounts withheld (Trust Distribution)	0.00	13R
Total current year capital gains	9,071.54	18H
Net capital gain	6,047.69	18A
Controlled Foreign Company (CFC) income	0.00	19K
Assessable foreign source income	57.11	20E
Other net foreign source income	57.11	20M
Australian franking credits from a New Zealand franking company	0.00	20F
Foreign Income Tax Offset	29.99	20O

Part B

Capital gains tax information – additional information for item 18	Amount (\$)
Capital gains - discount method (grossed-up amount)	9,071.54
Capital gains - other than discount method	0.00
Total current year capital gains	9,071.54

Notes

The cost base of your units in Attribution Managed Investment Trusts (AMITs) can be adjusted both upward and downward. Your cost base is adjusted at the end of each income year by the 'AMIT cost base net amount'. For all AMIT attribution, distribution and cost-base adjustment information, **go to Part C of the individual AMMA statement.**

Keeping your account details up-to-date

Please ensure that all account details, including your address information shown at the top of this statement are correct. Contact Investor Services on 13 13 36, Monday to Friday, between 8am to 7pm, Sydney - Australian Eastern Standard Time to inform us of any changes to your account.

PLEASE RETAIN THIS STATEMENT FOR INCOME TAX PURPOSES

Use this statement, together with the tax guide, to help you complete your tax return. Tax guides are also available on our website at colonialfirststate.com.au.



Part C**Total - interest**

Taxable income (\$)

Interest income

0.00

Total - components of distribution/attribution

	Cash distribution (\$)	Tax paid/Franching credit (\$)	Attribution/ Taxable amount (\$)
Australian income			
Dividends - unfranked not CFI*	18.64		18.64
Dividends - unfranked CFI*	14.04		14.04
Interest	0.00		0.00
Interest exempt from non-resident withholding	0.00		0.00
Other income	0.00		0.00
Non-primary production income	32.68		32.68
Dividends - franked amount	275.60	672.39	947.99
Capital gains			
Discounted capital gain TAP^	1.94		1.94
Discounted capital gain NTAP^	4,533.83		4,533.83
Capital gains - other TAP^	0.00		0.00
Capital gains - other NTAP^	0.00		0.00
Capital gain	4,535.77		4,535.77
CGT gross-up amount (AMIT)			4,535.77
Other capital gains distribution (AMIT)	4,535.76		
CGT concession amount (non-AMIT)	0.00		
Total current year/distributed capital gains	9,071.53		
Foreign income			
Other net foreign source income	27.12	29.99	57.11
Assessable foreign income	27.12	29.99	57.11
Australian franking credits from a New Zealand franking company		0.00	0.00
CFC income	0.00		0.00
Total foreign income	27.12	29.99	57.11

Notes

* CFI = Conduit foreign income. CFI unfranked dividend income is paid from Australian companies and the income has been declared to be CFI income. CFI income is exempt from non-resident withholding tax.

^ TAP = Taxable Australian Property. NTAP = Non-Taxable Australian Property.

PLEASE RETAIN THIS STATEMENT FOR INCOME TAX PURPOSES

Use this statement, together with the tax guide, to help you complete your tax return. Tax guides are also available on our website at colonialfirststate.com.au.

Part C - continued

	Cash distribution (\$)	Attribution/Amount (\$)
Other non-assessable amounts		
Net exempt income	0.00	0.00
Non-assessable non-exempt	0.00	0.00
Other non-attributable amounts (AMIT)	141.24	
Tax free amounts (non-AMITs)	0.00	
Tax deferred amounts (non-AMITs)	0.00	
Gross cash distribution	9,548.17	
(Includes interest income)		
Other deductions from distribution		
Less: TFN amounts withheld	0.00	
Less: Non-resident withholding tax(12H)	0.00	
Less Other non-resident withholding	0.00	
Net cash distribution	9,548.17	
(Includes interest income)		

Do you hold any other investments with Colonial First State?

You will receive a separate Tax Return Information Statement if you have an investment in any other Colonial First State product.

If you intend to complete a myTax return, please check the information against this statement

Colonial First State is participating in the ATO's project to pre-fill managed fund distribution information into the myTax online tax return portal. If you complete a myTax return, you should ensure that any information that is pre-filled matches this distribution statement. To find out more about myTax visit the ATO website.

PLEASE RETAIN THIS STATEMENT FOR INCOME TAX PURPOSES

Use this statement, together with the tax guide, to help you complete your tax return. Tax guides are also available on our website at colonialfirststate.com.au.

Attribution managed investment trust member annual statement (AMMA)

Part C

Components of attribution

Investment option: Future Leaders Fund(FSF0007AU)

	Cash distribution (\$)	Tax paid/Franking credit (\$)	Attribution (\$)
Australian income			
Dividends - unfranked not CFI	18.64		18.64
Dividends - unfranked CFI	14.04		14.04
Interest	0.00		0.00
Interest exempt from non-resident withholding	0.00		0.00
Other income	0.00		0.00
Non-primary production income	32.68		32.68
Dividends - franked amount	275.60	672.39	947.99
Capital gains			
Discounted capital gain TAP	1.94		1.94
Discounted capital gain NTAP	4,533.83		4,533.83
Capital gains - other TAP	0.00		0.00
Capital gains - other NTAP	0.00		0.00
Capital gain	4,535.77		4,535.77
CGT gross-up amount (AMIT)			4,535.77
Other capital gains distribution (AMIT)	4,535.76		
Total current year capital gains	9,071.53		9,071.54
Foreign income			
Other net foreign source income	27.12	29.99	57.11
Assessable foreign income	27.12	29.99	57.11
Australian franking credits from a New Zealand franking company		0.00	0.00
CFC income	0.00		0.00
Total foreign income	27.12	29.99	57.11

PLEASE RETAIN THIS STATEMENT FOR INCOME TAX PURPOSES

Use this statement, together with the tax guide, to help you complete your tax return. Tax guides are also available on our website at colonialfirststate.com.au.

Attribution managed investment trust member annual statement (AMMA) continued

Part C Components of attribution

Investment option: Future Leaders Fund(FSF0007AU)

	Cash distribution (\$)	Attribution/Amount (\$)
Other non-assessable amounts		
Net exempt income	0.00	0.00
Non-assessable non-exempt	0.00	0.00
Other non-attributable amounts (AMIT)	141.24	
Gross cash distribution	9,548.17	
Other deductions from distribution		
Less: TFN amounts withheld	0.00	
Less: Non-resident withholding tax (12 H)	0.00	
Less Other non-resident withholding	0.00	
Net cash distribution	9,548.17	

Other Amount (\$)

AMIT Cost Base Adjustment Amounts

AMIT cost base net decrease amount - (excess)	141.24
AMIT cost base net increase amount - (short fall)	0.00

PLEASE RETAIN THIS STATEMENT FOR INCOME TAX PURPOSES

Use this statement, together with the tax guide, to help you complete your tax return. Tax guides are also available on our website at colonialfirststate.com.au.

FirstRate Term Deposits, FirstRate Saver, FirstRate Investment Deposits and FirstChoice Margin Lending (made available through Colonial First State's FirstChoice Investments and FirstChoice Wholesale Investments product range) are products of the Commonwealth Bank of Australia ABN 48 123 123 124 AFSL 234945 (the Bank), administered by Colonial First State.

Colonial First State Investments Limited ABN 98 002 348 352, AFS Licence 232468 (Colonial First State) is the issuer of interests in FirstChoice Personal Super, FirstChoice Wholesale Personal Super, FirstChoice Pension, FirstChoice Wholesale Pension and FirstChoice Employer Super from the Colonial First State FirstChoice Superannuation Trust ABN 26 458 298 557 and interests in the Rollover & Superannuation Fund and the Personal Pension Plan from the Colonial First State Rollover & Superannuation Fund ABN 88 854 638 840 and interests in the Colonial First State Pooled Superannuation Trust ABN 51 982 884 624.

Investor Services 13 13 36
colonialfirststate.com.au



Managed Investment Funds Statement

Your details



Mr W D & Mrs J L Judge
C/- Stirling Securities P/L
G P O Box 7019
SYDNEY NSW 2001

Statement period 1 January 2018 to 30 June 2018
Account number 090 005016050
Account name Warwick Judge
Jean Louise Judge
Judge Superannuation Fund
Email address Not recorded
TFN/ABN held Yes
Adviser details Mark Taylor
Integrity Financial Planners Pty Ltd

Your account balance

Your opening account balance as at: 31 December 2017 **\$80,904.42**
Your closing account balance as at: 30 June 2018 **\$89,708.23**

Total investment return for the period (including distributions): **\$8,803.81**
This equals the total amount of your distribution(s) + the change in investment value over the period.

Your account valuation

Investment option name	Option code	Units	Unit price \$	Value \$
Future Leaders	034	21,705.3552	4.1330	89,708.23
Account value				89,708.23

Your account summary

Opening balance at 31 December 2017 **\$80,904.42**

Your investments

Distributions **\$8,499.28**

Change in investment value **\$304.53**
The increase or decrease in the value of your investment over the statement period.

Closing balance at 30 June 2018 **\$89,708.23**

Investments in any of the Colonial First State managed investment funds or cash products are offered by Colonial First State Investments Limited ABN 98 002 348 352, AFS Licence 232468. This document may include general advice but does not take into account your individual objectives, financial situation or needs. You should read the relevant Product Disclosure Statement (PDS) carefully and assess whether the information is appropriate for you and consider talking to a financial adviser before making an investment decision. The final PDS can be obtained by calling us on 13 13 36 and should be read in conjunction with the Product flyers which are available on our website colonialfirststate.com.au.

Managed Investment Funds Statement

090 005016050

Your distribution information

Investment option(s)		Units	Dist'n per unit \$	Value \$
Future Leaders	25 March	19,639.8550	0.1400	2,749.58
Future Leaders	30 June	20,316.9747	0.2830	5,749.70

Distribution option: Reinvest

Your future investment selection

The investment allocation shown below will be used for all future transactions unless you tell us otherwise. This means any additional contributions you make to your account will be invested in line with the allocation outlined below.

Investment option(s)	% Allocation
Future Leaders Fund	100.00

To change your future investment selection, please log in to FirstNet and select Investment allocation or call us on 13 13 36. We recommend you speak to your financial adviser before making any changes to your account.

Your account transactions

Date	Transaction	Amount \$	Unit Price \$	Units	Value \$
Investment summary - Future Leaders					
31 Dec 2017	Opening balance		4.1194	19,639.8550	80,904.42
25 Mar 2018	Distribution	2,749.58			
	Distribution reinvested	2,749.58	4.0607	677.1197	
30 Jun 2018	Distribution	5,749.70			
	Distribution reinvested	5,749.70	4.1413	1,388.3805	
	Change in investment value				304.53
30 Jun 2018	Closing balance		4.1330	21,705.3552	89,708.23

Your fee summary

Fees charged

This is the amount of fees (including adjustments) that have been deducted from your account this period as detailed in "Your account summary" of this statement. \$0.00

Investments in any of the Colonial First State managed investment funds or cash products are offered by Colonial First State Investments Limited ABN 98 002 348 352, AFS Licence 232468. This document may include general advice but does not take into account your individual objectives, financial situation or needs. You should read the relevant Product Disclosure Statement (PDS) carefully and assess whether the information is appropriate for you and consider talking to a financial adviser before making an investment decision. The final PDS can be obtained by calling us on 13 13 36 and should be read in conjunction with the Product flyers which are available on our website colonialfirststate.com.au.

Managed Investment Funds
2017/18 Tax Return Information Statement

Account number: 090 004800082
 Account type: Super fund
 Account name: Warwick Dyker Judge
 Jean Louise Judge
 Judge Superannuation Fund
 Judge Superannuation Fund
 TFM/ABN: Provided

11417 | 0000005 | 68234 | 001



Mr W D & Mrs J L Judge
 C/- Stirling Securities P/L
 G P O Box 7019
 SYDNEY NSW 2001

If you have any questions about this statement, please talk to your financial adviser or accountant. The information shown on this statement is also provided to the Australian Taxation Office (ATO).

Part A

Summary of 2018 tax return items

Tax return	Amount (\$)	Tax return label
Interest income	0.00	10L
TFN amounts withheld (Interest)	0.00	10M
Non-primary production income	197.00	13U
Franked distributions from trusts	627.33	13C
Share of franking credits – franked dividends	343.09	13Q
TFN amounts withheld (Trust Distribution)	0.00	13R
Total current year capital gains	0.00	18H
Net capital gain	0.00	18A
Controlled Foreign Company (CFC) income	0.00	19K
Assessable foreign source income	351.83	20E
Other net foreign source income	351.83	20M
Australian franking credits from a New Zealand franking company	0.00	20F
Foreign Income Tax Offset	96.20	20O

Part B

Capital gains tax information – additional information for item 18	Amount (\$)
Capital gains - discount method (grossed-up amount)	0.00
Capital gains - other than discount method	0.00
Total current year capital gains	0.00

Notes

The cost base of your units in Attribution Managed Investment Trusts (AMITs) can be adjusted both upward and downward. Your cost base is adjusted at the end of each income year by the 'AMIT cost base net amount'. For all AMIT attribution, distribution and cost-base adjustment information, **go to Part C of the individual AMMA statement.**

Keeping your account details up-to-date

Please ensure that all account details, including your address information shown at the top of this statement are correct. Contact Investor Services on 13 13 36, Monday to Friday, between 8am to 7pm, Sydney - Australian Eastern Standard Time to inform us of any changes to your account.

PLEASE RETAIN THIS STATEMENT FOR INCOME TAX PURPOSES

Use this statement, together with the tax guide, to help you complete your tax return. Tax guides are also available on our website at colonialfirststate.com.au.



Part C

Total - interest	Taxable income (\$)
Interest income	0.00

Total - components of distribution/attribution

	Cash distribution (\$)	Tax paid/Franking credit (\$)	Attribution/ Taxable amount (\$)
Australian income			
Dividends - unfranked not CFI*	14.79		14.79
Dividends - unfranked CFI*	29.26		29.26
Interest	30.72		30.72
Interest exempt from non-resident withholding	105.50		105.50
Other income	16.73		16.73
Non-primary production income	197.00		197.00
Dividends - franked amount	284.24	343.09	627.33
Capital gains			
Discounted capital gain TAP^	0.00		0.00
Discounted capital gain NTAP^	0.00		0.00
Capital gains - other TAP^	0.00		0.00
Capital gains - other NTAP^	0.00		0.00
Capital gain	0.00		0.00
CGT gross-up amount (AMIT)			0.00
Other capital gains distribution (AMIT)	0.00		
CGT concession amount (non-AMIT)	0.00		
Total current year/distributed capital gains	0.00		
Foreign income			
Other net foreign source income	255.63	96.20	351.83
Assessable foreign income	255.63	96.20	351.83
Australian franking credits from a New Zealand franking company		0.00	0.00
CFC income	0.00		0.00
Total foreign income	255.63	96.20	351.83

Notes

* CFI = Conduit foreign income. CFI unfranked dividend income is paid from Australian companies and the income has been declared to be CFI income. CFI income is exempt from non-resident withholding tax.

^ TAP = Taxable Australian Property. NTAP = Non-Taxable Australian Property.

PLEASE RETAIN THIS STATEMENT FOR INCOME TAX PURPOSES

Use this statement, together with the tax guide, to help you complete your tax return. Tax guides are also available on our website at colonialfirststate.com.au.

Part C - continued

	Cash distribution (\$)	Attribution/Amount (\$)
Other non-assessable amounts		
Net exempt income	0.00	0.00
Non-assessable non-exempt	0.00	0.00
Other non-attributable amounts (AMIT)	106.46	
Tax free amounts (non-AMITs)	0.00	
Tax deferred amounts (non-AMITs)	0.00	
Gross cash distribution	843.33	
(Includes interest income)		
Other deductions from distribution		
Less: TFN amounts withheld	0.00	
Less: Non-resident withholding tax(12H)	0.00	
Less Other non-resident withholding	0.00	
Net cash distribution	843.33	
(Includes interest income)		

Do you hold any other investments with Colonial First State?

You will receive a separate Tax Return Information Statement if you have an investment in any other Colonial First State product.

If you intend to complete a myTax return, please check the information against this statement

Colonial First State is participating in the ATO's project to pre-fill managed fund distribution information into the myTax online tax return portal. If you complete a myTax return, you should ensure that any information that is pre-filled matches this distribution statement. To find out more about myTax visit the ATO website.

PLEASE RETAIN THIS STATEMENT FOR INCOME TAX PURPOSES

Use this statement, together with the tax guide, to help you complete your tax return. Tax guides are also available on our website at colonialfirststate.com.au.

Attribution managed investment trust member annual statement (AMMA)

Part C

Components of attribution

Investment option: Diversified Fund(FSF0022AU)

	Cash distribution (\$)	Tax paid/Franking credit (\$)	Attribution (\$)
Australian income			
Dividends - unfranked not CFI	14.79		14.79
Dividends - unfranked CFI	29.26		29.26
Interest	30.72		30.72
Interest exempt from non-resident withholding	105.50		105.50
Other income	16.73		16.73
Non-primary production income	197.00		197.00
Dividends - franked amount	284.24	343.09	627.33
Capital gains			
Discounted capital gain TAP	0.00		0.00
Discounted capital gain NTAP	0.00		0.00
Capital gains - other TAP	0.00		0.00
Capital gains - other NTAP	0.00		0.00
Capital gain	0.00		0.00
CGT gross-up amount (AMIT)			0.00
Other capital gains distribution (AMIT)	0.00		0.00
Total current year capital gains	0.00		0.00
Foreign income			
Other net foreign source income	255.63	96.20	351.83
Assessable foreign income	255.63	96.20	351.83
Australian franking credits from a New Zealand franking company		0.00	0.00
CFC income	0.00		0.00
Total foreign income	255.63	96.20	351.83

PLEASE RETAIN THIS STATEMENT FOR INCOME TAX PURPOSES

Use this statement, together with the tax guide, to help you complete your tax return. Tax guides are also available on our website at colonialfirststate.com.au.

Attribution managed investment trust member annual statement (AMMA) continued

Part C

Components of attribution

Investment option: Diversified Fund(FSF0022AU)

	Cash distribution (\$)	Attribution/Amount (\$)	
Other non-assessable amounts			
Net exempt income	0.00	0.00	
Non-assessable non-exempt	0.00	0.00	
Other non-attributable amounts (AMIT)	106.46		
Gross cash distribution	843.33		
Other deductions from distribution			
Less: TFN amounts withheld	0.00		
Less: Non-resident withholding tax (12 H)	0.00		
Less Other non-resident withholding	0.00		
Net cash distribution	843.33		
			Other Amount (\$)
AMIT Cost Base Adjustment Amounts			
AMIT cost base net decrease amount - (excess)			106.46
AMIT cost base net increase amount - (short fall)			0.00

PLEASE RETAIN THIS STATEMENT FOR INCOME TAX PURPOSES

Use this statement, together with the tax guide, to help you complete your tax return. Tax guides are also available on our website at colonialfirststate.com.au.

FirstRate Term Deposits, FirstRate Saver, FirstRate Investment Deposits and FirstChoice Margin Lending (made available through Colonial First State's FirstChoice Investments and FirstChoice Wholesale Investments product range) are products of the Commonwealth Bank of Australia ABN 48 123 123 124 AFSL 234945 (the Bank), administered by Colonial First State.

Colonial First State Investments Limited ABN 98 002 348 352, AFS Licence 232468 (Colonial First State) is the issuer of interests in FirstChoice Personal Super, FirstChoice Wholesale Personal Super, FirstChoice Pension, FirstChoice Wholesale Pension and FirstChoice Employer Super from the Colonial First State FirstChoice Superannuation Trust ABN 26 458 298 557 and interests in the Rollover & Superannuation Fund and the Personal Pension Plan from the Colonial First State Rollover & Superannuation Fund ABN 88 854 638 840 and interests in the Colonial First State Pooled Superannuation Trust ABN 51 982 884 624.

Investor Services 13 13 36
colonialfirststate.com.au



Managed Investment Funds Statement

Your details



Mr W D & Mrs J L Judge
C/- Stirling Securities P/L
G P O Box 7019
SYDNEY NSW 2001

Statement period 1 January 2018 to 30 June 2018
Account number 090 004800082
Account name Warwick Dyker Judge
Jean Louise Judge
Judge Superannuation Fund
Email address Not recorded
TFN/ABN held Yes
Adviser details Mark Taylor
Integrity Financial Planners Pty Ltd

Your account balance

Your opening account balance as at: 31 December 2017 **\$79,287.93**
Your closing account balance as at: 30 June 2018 **\$81,694.78**

Total investment return for the period (including distributions): **\$2,578.50**
This equals the total amount of your distribution(s) + the change in investment value over the period.

Your account valuation

Investment option name	Option code	Units	Unit price \$	Value \$
Diversified	005	37,315.4804	2.1893	81,694.78
Account value				81,694.78

Investments in any of the Colonial First State managed investment funds or cash products are offered by Colonial First State Investments Limited ABN 98 002 348 352, AFS Licence 232468. This document may include general advice but does not take into account your individual objectives, financial situation or needs. You should read the relevant Product Disclosure Statement (PDS) carefully and assess whether the information is appropriate for you and consider talking to a financial adviser before making an investment decision. The final PDS can be obtained by calling us on 13 13 36 and should be read in conjunction with the Product flyers which are available on our website colonialfirststate.com.au.



Managed Investment Funds Statement

090 004800082

Your account summary

Opening balance at 31 December 2017	\$79,287.93
Your investments	
Distributions	\$171.65
Your withdrawals	
Distribution payments	-\$171.65
Change in investment value	\$2,406.85
<i>The increase or decrease in the value of your investment over the statement period.</i>	
Closing balance at 30 June 2018	\$81,694.78

Your distribution information

Investment option(s)		Units	Dist'n per unit \$	Value \$
Diversified	30 June	37,315.4804	0.0046	171.65

Distribution option: Direct Credit

Your nominated bank account for distribution payment is 112-879 026417322

Your future investment selection

The investment allocation shown below will be used for all future transactions unless you tell us otherwise. This means any additional contributions you make to your account will be invested in line with the allocation outlined below.

Investment option(s)	% Allocation
Diversified Fund	100.00

To change your future investment selection, please log in to FirstNet and select Investment allocation or call us on 13 13 36. We recommend you speak to your financial adviser before making any changes to your account.

Investments in any of the Colonial First State managed investment funds or cash products are offered by Colonial First State Investments Limited ABN 98 002 348 352, AFS Licence 232468. This document may include general advice but does not take into account your individual objectives, financial situation or needs. You should read the relevant Product Disclosure Statement (PDS) carefully and assess whether the information is appropriate for you and consider talking to a financial adviser before making an investment decision. The final PDS can be obtained by calling us on 13 13 36 and should be read in conjunction with the Product flyers which are available on our website colonialfirststate.com.au.

Managed Investment Funds Statement

090 004800082

Your account transactions

Date	Transaction	Amount \$	Unit Price \$	Units	Value \$
Investment summary - Diversified					
31 Dec 2017	Opening balance		2.1248	37,315.4804	79,287.93
30 Jun 2018	Distribution	171.65			
	Distribution paid	-171.65			
	Change in investment value				2,406.85
30 Jun 2018	Closing balance		2.1893	37,315.4804	81,694.78

Your fee summary

Fees charged

This is the amount of fees (including adjustments) that have been deducted from your account this period as detailed in "Your account summary" of this statement. \$0.00

Other management costs

This approximate amount has been deducted from your investment and includes all the other management costs that were not paid directly out of your account. \$707.39

These other management costs are reflected in the daily unit price and are paid monthly. A breakdown of these costs per investment option is provided below:

Investment options

<i>Diversified</i>	<i>\$707.39</i>
Total	\$707.39

Total fees you paid

This approximate amount includes all the fees and costs which affected your investment during the period. \$707.39

The total fees you pay on this account may include on this commission. Please speak to your adviser for further details.

Investments in any of the Colonial First State managed investment funds or cash products are offered by Colonial First State Investments Limited ABN 98 002 348 352, AFS Licence 232468. This document may include general advice but does not take into account your individual objectives, financial situation or needs. You should read the relevant Product Disclosure Statement (PDS) carefully and assess whether the information is appropriate for you and consider talking to a financial adviser before making an investment decision. The final PDS can be obtained by calling us on 13 13 36 and should be read in conjunction with the Product flyers which are available on our website colonialfirststate.com.au.

Your adviser:
MARK TAYLOR

Customer Services
242 Pitt Street Sydney NSW 2000
GPO Box 5306 Sydney NSW 2001
Telephone 133 665
Facsimile (02) 9234 6668



Mr W & Mrs J L Judge
C/O Stirling Securities Pty Ltd
Judge Super Fund
Po Box 7019
SYDNEY NSW 2001

AMIT MEMBER ANNUAL STATEMENT¹: PERIOD 01/07/2017 TO 30/06/2018

Investor Name(s): Warwick Judge
Jean Louise Judge

Investor Number: 1272673

Trust Details: OnePath Tax Effective Income Trust

TAX RETURN INFORMATION

The following information is applicable to Australian tax resident individuals only.

Tax Return (Supplementary Section)	Amount	Tax Return Label
Non-primary production income	350.44	13 U
Franked Distributions	697.12	13 C
Franking credits	419.49	13 Q
Assessable foreign income	25.75	20 E
Other net foreign source income	25.75	20 M
Other income	486.82	24 V

Important tax notes

The information shown above should be included in your 2018 tax return. We recommend you contact your tax adviser if you have any questions about your individual tax circumstances.

¹ This statement was previously called the Consolidated Tax Statement.

TAX INFORMATION FOR INDIVIDUALS NOT LODGING A TAX RETURN

The following information is applicable to Australian tax resident individuals not lodging a tax return.

	Amount	Label
Unfranked amount	17.30	10 S
Franked amount	277.63	10 T
Franking credit	419.49	10 U
Tax file number amounts withheld from dividends	0.00	10 V

Important tax notes

The information shown above should be included in your 2018 Application for refund of franking credits for individuals. We recommend you contact your tax adviser if you have any questions about your eligibility to claim a refund for franking credits.

DETAILED BREAKDOWN OF DISTRIBUTION COMPONENTS

	Cash distribution	Tax credits	Taxable amount
	\$	\$	\$
OnePath Tax Effective Income Trust			
ABN 67 674 462 939			
<i>Income and tax credits</i>			
Non-primary production income			
- Unfranked Dividend	14.90		14.90
- Dividends - Unfranked CFI	2.40		2.40
- Interest	163.38		163.38
- Other Income	169.76		169.76
Franked Distributions			
- Franked Dividend	277.63		277.63
- Franking Credit		419.49	419.49
Foreign Income			
- Foreign income	25.75		25.75
Other non-assessable amounts	177.22		
Total Distribution	831.04		
<hr/>			
Management fee rebates	486.82		
<hr/>			
AMIT cost base adjustment - increase / (decrease) ²	(177.22)		
<hr/>			

Notes

² Please refer to the Tax Guide for further details.

PLEASE RETAIN THIS STATEMENT FOR INCOME TAX PURPOSES



016
Mr W & Mrs J L Judge
C/O Stirling Securities Pty Ltd
Judge Super Fund
PO Box 7019
SYDNEY NSW 2001

Adviser details

Mark Taylor
Integrity Financial Plan
P 02 8236 7500

Customer Services

242 Pitt Street Sydney NSW 2000
GPO Box 5306 Sydney NSW 2001
P 133 665
F 02 9234 6668
E customer@onepath.com.au

OneAnswer Investment Portfolio

PORTFOLIO SUMMARY - 1 APRIL 2018 TO 30 JUNE 2018

Investor name(s): Warwick Judge
Jean Louise Judge
Investor number: 1272673

PORTFOLIO BALANCE AS AT 30 JUNE 2018

Investment fund	Units	Unit price (\$)	Balance (\$)	Portfolio (%)
OnePath Tax Effective Income Trust	35,476.1337	1.76430	62,590.54	100.0
Total portfolio balance			62,590.54	100.0

ASSET ALLOCATION

Investment fund	Cash %	Fixed Interest %	Property %	Shares		Other %
				Aust %	Int'l %	
OnePath Tax Effective Income Trust	14.30	19.10	29.10	37.50	0.00	0.00
Total Portfolio	14.30	19.10	29.10	37.50	0.00	0.00

Your overall portfolio weighting shows your exposure to asset classes across all of the investment funds within your investment strategy.

TRANSACTIONS

OnePath Tax Effective Income Trust

Date	Transaction	Amount (\$)	Unit price (\$)	Units	Balance (\$)
	Balance carried forward		1.69330	35,405.8424	59,952.71
16/06/18	Rebate	13.76	1.74360	7.8917	
16/06/18	Rebate	108.80	1.74360	62.3996	
30/06/18	Closing balance		1.76430	35,476.1337	62,590.54

DISTRIBUTIONS

Period ending	Investment fund	Amount (\$)	Distribution method
30/06/18	OnePath Tax Effective Income Trust	298.56	Account
Total		298.56	

Your current banking details for distribution payments are:

Account number 26417322
BSB 112-879
Account Name JUDGE SUPER FUND

RETURN ON INVESTMENT

Investment fund	Amount (\$)
OnePath Tax Effective Income Trust	2,847.43
Total	2,847.43

The return on investment represents the increase or decrease in the value of your investment over the statement period.

INDIRECT COSTS OF YOUR INVESTMENT

Investment fund	Amount (\$)
OnePath Tax Effective Income Trust	402.96
Total Indirect Costs	402.96
Rebates	-122.56
Net Indirect Costs	280.40

This approximate amount has been deducted from your investment and covers amounts that have reduced the return on your investment but are not charged to you directly as a fee.

FEES AND OTHER COSTS

Establishment fee	The total establishment fees you paid	N/A
Contribution fee	The total contribution fees you paid	\$0.00
Withdrawal fee	The total withdrawal fees you paid	\$0.00
Exit fee	The total exit fees you paid	\$0.00
Management costs	The total management costs you paid	\$0.00
Switching fee	The total switching fees you paid	\$0.00
Other fees and costs	The total other fees and costs you paid	\$0.00
Total		\$0.00



R02
Mr W & Mrs J L Judge
C/O Stirling Securities Pty Ltd
Judge Super Fund
PO Box 7019
SYDNEY NSW 2001

Adviser details

Mark Taylor
Integrity Financial Plan
P 02 8236 7500

Customer Services

242 Pitt Street Sydney NSW 2000
GPO Box 5306 Sydney NSW 2001
P 133 665
F 02 9234 6668
E customer@onepath.com.au

OneAnswer Investment Portfolio

PORTFOLIO SUMMARY - 1 JANUARY 2018 TO 31 MARCH 2018

Investor name(s): Warwick Judge
Jean Louise Judge
Investor number: 1272673

PORTFOLIO BALANCE AS AT 31 MARCH 2018

Investment fund	Units	Unit price (\$)	Balance (\$)	Portfolio (%)
OnePath Tax Effective Income Trust	35,405.8424	1.69330	59,952.71	100.0
Total portfolio balance			59,952.71	100.0

ASSET ALLOCATION

Investment fund	Cash %	Fixed Interest %	Property %	Shares		Other %
				Aust %	Int'l %	
OnePath Tax Effective Income Trust	11.90	20.70	29.80	37.60	0.00	0.00
Total Portfolio	11.90	20.70	29.80	37.60	0.00	0.00

Your overall portfolio weighting shows your exposure to asset classes across all of the investment funds within your investment strategy.

TRANSACTIONS

OnePath Tax Effective Income Trust

Date	Transaction	Amount (\$)	Unit price (\$)	Units	Balance (\$)
	Balance carried forward		1.76910	35,334.7359	62,510.68
16/03/18	Rebate	13.77	1.72080	8.0021	
16/03/18	Rebate	108.59	1.72080	63.1044	
31/03/18	Closing balance		1.69330	35,405.8424	59,952.71

DISTRIBUTIONS

Period ending	Investment fund	Amount (\$)	Distribution method
31/03/18	OnePath Tax Effective Income Trust	209.60	Account
Total		209.60	

Your current banking details for distribution payments are:

Account number 26417322
BSB 112-879
Account Name JUDGE SUPER FUND

RETURN ON INVESTMENT

Investment fund	Amount (\$)
OnePath Tax Effective Income Trust	-2,535.88
Total	-2,535.88

The return on investment represents the increase or decrease in the value of your investment over the statement period.

INDIRECT COSTS OF YOUR INVESTMENT

Investment fund	Amount (\$)
OnePath Tax Effective Income Trust	397.33
Total Indirect Costs	397.33
Rebates	-122.36
Net Indirect Costs	274.97

This approximate amount has been deducted from your investment and covers amounts that have reduced the return on your investment but are not charged to you directly as a fee.

FEES AND OTHER COSTS

Establishment fee	The total establishment fees you paid	N/A
Contribution fee	The total contribution fees you paid	\$0.00
Withdrawal fee	The total withdrawal fees you paid	\$0.00
Exit fee	The total exit fees you paid	\$0.00
Management costs	The total management costs you paid	\$0.00
Switching fee	The total switching fees you paid	\$0.00
Other fees and costs	The total other fees and costs you paid	\$0.00
Total		\$0.00



20 July 2018

Mr Warwick Judge & Mrs Jean Judge
 ATF Judge Family Superannuation Fund
 26 Church Street
 FORBES NSW 2871

Correspondence to:
 PO Box 18011
 Melbourne Collins Street East
 Victoria 3003

Attribution Managed Investment Trust Member Annual Statement for the year ended 30 June 2018

APN Property for Income Fund No. 2 | (ARSN 113 296 110)

Investor number: PFIF230430

Part A: Your details

Australian tax file number (TFN)	Provided
Country of tax residency	Australia

Part B: Summary of 2018 tax return (supplementary section) items

Tax return for individuals (supplementary section)	Tax return	Total amount (\$)
Share of net income from trusts, including unfranked dividends less net capital gains, foreign income and franked distributions	13U	--
Franked distributions from trusts	13C	--
Share of franking credit from franked dividends	13Q	--
Share of credit for tax file number amounts withheld from unit trust distributions	13R	--
Net capital gain	18A	--
Total current year capital gains (grossed up amount)	18H	--
Assessable foreign source income	20E	--
Other net foreign source income	20M	--
Foreign income tax offsets	20O	--

Part C AMMA: Components of an Attribution

Table 1: Australian income		Attribution (\$)	Tax Paid (\$)
Interest		--	
Dividends – unfranked amount		--	
Other taxable Australian income		--	
Total Non-primary production income	13U	--	
Dividends: Franked amount (grossed up) (Franked distributions)	13C / 13Q	--	--

Table 2: Capital gains		Attribution (\$)
Capital gains discount - Taxable Australian property		--
Capital gains discount - Non-Taxable Australian property		--
Capital gains other - Taxable Australian property		--
Capital gains other - Non-Taxable Australian property		--
Net capital gain	18A	--
AMIT CGT gross up amount		--
Total capital gains	18H	--

Table 3: Foreign income		Attribution (\$)	Tax offset (\$)
Other net foreign source income	20M / 20O	--	--
Assessable foreign source income	20E	--	
Total foreign income (C)		--	--

Table 4: Other non-attributable amounts (includes tax-deferred)	Amount (\$)
Other non-attributable amounts (includes tax-deferred)*	270.48

Table 5: Cash distribution details		Amount (\$)
Gross cash distribution		270.48
TFN amounts withheld	13R	--
Net cash distribution		270.48

Table 6: Cost base details	Amount (\$)
AMIT cost base net amount - excess* (reduction in cost base)	(270.48)
AMIT cost base net amount - shortfall* (increase in cost base)	--

Please retain this statement for income tax purposes. A guide to your 2018 return information is enclosed for your information.

* Tax-free amounts and tax-deferred amounts (including returns of capital) are included in Other non-attributable amounts and reflected in the calculation for AMIT cost base net amount – excess or shortfall shown in Table 6.

APN Property Group Limited
ABN 20 100 046 038

Level 30, 101 Collins Street
Melbourne, Victoria 3000 Australia

Responsible Entity:
APN Funds Management Limited
ABN 66 060 674 478 AFSL No 237509

T +61 (0) 3 5656 1000
F +61 (0) 3 8356 6010
Investor Enquiries 1800 696 456
Subscriber Enquiries 1300 027 636
W www.apnpgroup.com.au
E apnpg@apnpgroup.com.au

Correspondence to:
PO Box 18011
Melbourne Collins Street East
Victoria 3003

APN | Property Group

10 July 2018

Mr Warwick Judge & Mrs Jean Judge
ATF Judge Family Superannuation Fund
26 Church Street
FORBES NSW 2871

Distribution Statement

APN Property for Income Fund No. 2 | Investor number PFIF230430
ARSN 113 296 110

Summary of distributions received for the period 1 April 2018 to 30 June 2018

Accrued Date	Date Paid	Unit Holding	Cents Per Unit	Gross Distribution Amount (\$)	Tax Withheld Amount (\$)	Net Distribution Amount (\$)
30 Apr 18	10 May 18	4,160.42	0.5417	22.54	0.00	22.54
31 May 18	8 Jun 18	4,160.42	0.5417	22.54	0.00	22.54
30 Jun 18	10 Jul 18	4,160.42	0.5417	22.54	0.00	22.54
Total for period			1.6251	67.62	0.00	67.62
Financial Year to Date			6.5004	270.48	0.00	270.48

*Please note: For distributions that have been reinvested, new units will be allotted on the payment day. You can view our distribution timetable by visiting our website at www.apnpgroup.com.au

Our distribution payment records indicate that you have chosen to have your distribution paid into your nominated bank account by electronic transfer.

Details of investment for the period 1 April 2018 to 10 July 2018 | PFIF230430

Transaction Date	Transaction Type	Gross Amount (\$)	Deductions* (\$)	Cash Amount (\$)	Reinvestment Amount (\$)	Unit Price (\$)	Number of Units	Unit Balance	Redemption Price (\$)	Investment Value (\$)
01 Apr 18	Unit Holding							4,160.42	1.0940	4,551.49
10 Apr 18	Distribution	22.54	-	22.54	-	-	-	4,160.42	1.1137	4,633.45
10 May 18	Distribution	22.54	-	22.54	-	-	-	4,160.42	1.1428	4,754.52
08 Jun 18	Distribution	22.54	-	22.54	-	-	-	4,160.42	1.1472	4,772.83
30 Jun 18	Unit Holding							4,160.42	1.1744	4,885.99
10 Jul 18	Distribution	22.54	-	22.54	-	-	-	4,160.42	1.1869	4,938.00

* Deductions include tax withheld or brokerage amounts deducted from the Gross Amount.

Scentre Group Limited ABN 66 001 671 496
 Scentre Management Limited ABN 41 001 673 579 AFS Licence
 230329 as responsible entity of Scentre Group Trust 1
 ABN 55 191 750 376 ARSN 030 849 746
 RE1 Limited ABN 60 145 743 652 AFS Licence 380202 as responsible
 entity of Scentre Group Trust 2 ABN 66 744 282 872 ARSN 146 934 536
 RE2 Limited ABN 41 145 744 665 AFS Licence 380203 as responsible
 entity of Scentre Group Trust 3 ABN 11 517 229 138 ARSN 146 934 652

Update your information:

www.computershare.com.au/easyupdate/scg
 Computershare Investor Services Pty Limited
 GPO Box 2975 Melbourne
 Victoria 3001 Australia
 Enquiries: (within Australia) 1300 730 458
 (international) +61 3 9946 4471

020743 000 SCG



ISIFAND PTY LTD
 <JUDGE FAMILY SETT S/F A/C>
 26 CHURCH STREET
 FORBES NSW 2871

17 July 2018

SCG Holder No: HIN WITHHELD

Australian Resident Individuals: Input sheet for 2018 Income Tax Return

This Statement includes all distributions paid by the entities in Scentre Group (consisting of Scentre Group Limited, Scentre Group Trust 1, Scentre Group Trust 2 and Scentre Group Trust 3) during the period 1 July 2017 to 30 June 2018.

	Amount or Yes/No Response	Tax Return Label
Tax Return - Income Section		
Dividends - franked	\$24.34	11T
Franking credit	\$10.43	11U
TFN amounts withheld	Nil	11V
Tax Return - Supplementary Section		
Non-primary production income		
- Share of net income from trusts	\$104.07	13U
- Franked distributions from trusts	\$0.11	13C
Share of franking credits from franked distributions	\$0.03	13Q
TFN amounts withheld	Nil	13R
Did you have a capital gains event?	Yes	18G
Total current year capital gains - grossed up	\$1.14	18H
Net capital gain	\$0.57	18A
Assessable foreign source income	\$62.07	20E
Other net foreign source income	\$62.07	20M
Foreign income tax offsets	Nil	20O

Australian Resident Individuals - Summary of Tax Deferred Amount of Distributions	Total
Scentre Group Trust 1	\$9.38
Scentre Group Trust 2	\$11.24

Use only this Tax Statement to complete your 2018 Tax Return, it includes all distributions/dividends paid by the entities in Scentre Group that should be included in your 2018 Tax Return.

Please retain this statement for income tax purposes

This Tax Statement should be read in conjunction with the 2018 Scentre Group Tax Return Guide, which is available on the Scentre Group website at <http://www.scentregroup.com/investors/taxation-information>



Distributions (including tax) AON 2017 2018 2019
 Australian Investment Trust APTIT 2018 2019
 APTIT Investment Trust APTIT 2018 2019
 APTIT Trust APTIT 2018 2019

All Registry communications to:
 C/- Link Market Services Limited
 Locked Bag A14, Sydney South, NSW 1235
 Telephone : +61 1800 992 312
 ASX Code: APA
 Email: apagroup@linkmarketservices.com.au
 Website: www.linkmarketservices.com.au

001662

MR WARWICK DYKER JUDGE &
 MRS JEAN LOUISE JUDGE
 <JUDGE FAMILY SETTLEMENT A/C>
 26 CHURCH ST
 FORBES NSW 2871

Reference No: X*****1305

ANNUAL TAX STATEMENT
***PERIOD 1 JULY 2017 TO 30 JUNE 2018**



ITEM	AMOUNT	INDIVIDUAL TAX RETURN LABEL
APT Unfranked Dividend	\$0.00	11S
APT Franked Dividend	\$0.00	11T
APT Tax Deferred	\$0.00	
APT Gross Distribution	\$0.00	
APT Withholding Tax Deducted	\$0.00	11V
APT Franking Credit	\$0.00	11U
APTIT Trust Distribution / Interest Income	\$57.40	13U
APTIT Tax Deferred	\$0.00	
APTIT Gross Distribution	\$57.40	
APTIT Withholding Tax Deducted	\$26.48	13R

*Distributions applicable to the period were paid on 13 September 2017, 14 March 2018 and 12 September 2018.

Any unfranked or franked dividend paid by APT, together with the franking credit, should be included in your tax return as assessable income. Any trust distribution from APTIT should be included in your tax return as non-primary production income from partnerships & trusts. Any tax deferred component will reduce the cost base of your security for capital gains tax purposes.

The Tax Return Label applies to the Australian Taxation Office's 2018 Tax return for individuals and Tax return for individuals (supplementary section).

This Annual Tax Statement is provided to assist you in preparing your income tax return for the year ended 30 June 2018 and should be used in conjunction with the enclosed 2018 Tax Return Guide. It is not intended to act as advice in respect of your particular circumstances. If you are in doubt as to your tax position you should seek professional advice. Any taxation details provided on previous distribution statements should now be ignored.

If you did not quote your Tax File Number for your investment, withholding tax was deducted from your distribution entitlements during the year. The withholding tax deducted may be available as an offset against your tax liability. All distributions are in Australian dollars.

You may update your details by visiting the Link Market Services Limited website at www.linkmarketservices.com.au.

Update your information



Online:
www.computershare.com.au/easyupdate/tcl



By Mail:
 Computershare Investor Services Pty Limited
 GPO Box 2975 Melbourne
 Victoria 3001 Australia

Enquiries:

(within Australia) 1300 360 146
 (international) +61 3 9415 4315

001772 000 TCL
 ISIFAND PTY LTD
 <JUDGE FAMILY SETT S/F A/C>
 26 CHURCH STREET
 FORBES NSW 2871

Holder Identification Number (HIN)

X0041275804

Dear Security holder,

Annual Tax Statement Please use the information in this statement when preparing your income tax return

TRIPLE STAPLED SECURITIES – DISTRIBUTIONS

Australian Resident Individual Investors should use the below Tax Statement to assist in completing their 2018 income tax return. This Annual Tax Statement should be read in conjunction with the Transurban Tax Statement Guide, available on the Transurban website at <https://www.transurban.com/investor-centre/distributions-and-tax/tax-guides>. If an investor has a tax year ending on a date other than 30 June, they should seek advice from their tax adviser.

Transurban Holding Trust ("THT") is an Attribution Managed Investment Trust ("AMIT") for the 2018 income year. It is required to provide you with an AMIT Member Annual ("AMMA") Statement. This Annual Tax Statement is also your AMMA Statement in respect of your security holding in THT during the year ended 30 June 2018. This AMMA Statement also provides a reasonable estimate of the AMIT cost base net amount for the year ended 30 June 2018.

This Annual Tax Statement and accompanying notes are not intended to be tax advice and investors should consult a professional tax adviser if necessary for completion of income tax returns.

Part A: Components of the Distribution

Dividend¹

Period End Date	Dividends (per Security)	No. of Securities held	Gross Dividend	Franked Amount	Franking Credits	Net Dividend
30/06/2017 (paid 11/08/2017)	\$0.035	1,800	\$63.00	\$63.00	\$27.00	\$63.00
31/12/2017 (paid 16/02/2018)	\$0.025	1,800	\$45.00	\$45.00	\$19.29	\$45.00
Total			\$108.00	\$108.00	\$46.29	\$108.00

Distribution²

Period End Date	Distribution (per Unit)	No. of Units held	Assessable Australian Income (Attribution Amounts)					Gross Distribution	Tax Withheld	Net Distribution	Tax Offset Franking Credits
			Interest Income	Rent and Other Income	Franked Distribution	Non- Assessable Amount					
31/12/2017 (paid 16/02/2018)	\$0.255	1,800	\$202.59	\$68.92	\$0.00	\$187.49	\$459.00	\$0.00	\$459.00	\$0.00	
30/06/2018 (paid 10/08/2018)	\$0.255	1,945	\$288.82	\$81.49	\$0.00	\$125.67	\$495.98	\$0.00	\$495.98	\$0.00	
Total			\$491.41	\$150.41	\$0.00	\$313.16	\$954.98	\$0.00	\$954.98	\$0.00	

Notes:

1. This dividend represents the payment from Transurban Holdings Limited ABN 86 098 143 429.
2. This distribution represents the payment from Transurban Holding Trust ABN 30 169 362 255.

Part B: Attribution Managed Investment Trust Cost Base Adjustment - THT

AMIT cost base net decrease amount	\$313.16
------------------------------------	----------

2018 TAX STATEMENT

Scentre Group Limited ABN 66 001 671 496
 Scentre Management Limited ABN 41 001 670 579 AFS Licence
 230329 as responsible entity of Scentre Group Trust 1
 ABN 55 191 750 378 ARSN 090 849 746
 RE1 Limited ABN 80 145 743 862 AFS Licence 380202 as responsible
 entity of Scentre Group Trust 2 ABN 66 744 282 872 ARSN 146 934 536
 RE2 Limited ABN 41 145 744 065 AFS Licence 380203 as responsible
 entity of Scentre Group Trust 3 ABN 11 517 229 136 ARSN 146 934 652

Update your information:

 www.computershare.com.au/easyupdate/scg
 Computershare Investor Services Pty Limited
 GPO Box 2975 Melbourne
 Victoria 3001 Australia
 Enquiries: (within Australia) 1300 730 458
 (international) +61 3 9946 4471

F 020743 000 SCG



ISIFAND PTY LTD
 <JUDGE FAMILY SETT S/F A/C>
 26 CHURCH STREET
 FORBES NSW 2871

17 July 2018

SCG Holder No: HIN WITHHELD

Australian Resident Individuals: Input sheet for 2018 Income Tax Return
--

This Statement includes all distributions paid by the entities in Scentre Group (consisting of Scentre Group Limited, Scentre Group Trust 1, Scentre Group Trust 2 and Scentre Group Trust 3) during the period 1 July 2017 to 30 June 2018.

	Amount or Yes/No Response	Tax Return Label
Tax Return - Income Section		
Dividends - franked	\$24.34	11T
Franking credit	\$10.43	11U
TFN amounts withheld	Nil	11V
Tax Return - Supplementary Section		
Non-primary production income		
- Share of net income from trusts	\$104.07	13U
- Franked distributions from trusts	\$0.11	13C
Share of franking credits from franked distributions	\$0.03	13Q
TFN amounts withheld	Nil	13R
<i>Did you have a capital gains event?</i>	Yes	18G
Total current year capital gains - grossed up	\$1.14	18H
Net capital gain	\$0.57	18A
Assessable foreign source income	\$62.07	20E
Other net foreign source income	\$62.07	20M
Foreign income tax offsets	Nil	20O

Australian Resident Individuals - Summary of Tax Deferred Amount of Distributions	Total
Scentre Group Trust 1	\$9.38
Scentre Group Trust 2	\$11.24

Use only this Tax Statement to complete your 2018 Tax Return, it includes all distributions/dividends paid by the entities in Scentre Group that should be included in your 2018 Tax Return.

Please retain this statement for income tax purposes

This Tax Statement should be read in conjunction with the 2018 Scentre Group Tax Return Guide, which is available on the Scentre Group website at <http://www.scentregroup.com/investors/taxation-information>



Scentre Group Limited ABN 66 001 671 496
 Scentre Management Limited ABN 41 001 670 579 AFS Licence
 230329 as responsible entity of Scentre Group Trust 1
 ABN 55 191 750 378 ARSN 090 849 746
 RE1 Limited ABN 80 145 743 862 AFS Licence 380202 as responsible
 entity of Scentre Group Trust 2 ABN 66 744 282 872 ARSN 146 934 536
 RE2 Limited ABN 41 145 744 065 AFS Licence 380203 as responsible
 entity of Scentre Group Trust 3 ABN 11 517 229 136 ARSN 146 934 652

Update your information:

www.computershare.com.au/easyupdate/scg
 Computershare Investor Services Pty Limited
 GPO Box 2975 Melbourne
 Victoria 3001 Australia
 Enquiries: (within Australia) 1300 730 458
 (international) +61 3 9946 4471

TAX SUMMARY

020743 000 SCG
 ISIFAND PTY LTD
 <JUDGE FAMILY SETT S/F A/C>
 26 CHURCH STREET
 FORBES NSW 2871


17 July 2018

SCG Holder No: HIN WITHHELD

The information below is a summary of the Australian taxation consequences of all distributions made by all entities in Scentre Group. **Australian Resident Individual Investors should use the enclosed Tax Statement to assist in completing their 2018 tax return.**

Net Distribution/Dividend Amount for the 12 months to 30 June 2018	Scentre Group Limited	Scentre Group Trust 1	Scentre Group Trust 2	Scentre Group Trust 3	Total
Distribution/Dividend paid 31 August 2017	Nil	\$42.99	\$69.51	Nil	\$112.50
Distribution/Dividend paid 28 February 2018	\$24.34	\$26.93	\$61.33	Nil	\$112.60
Net Cash Distribution/Dividend	\$24.34	\$69.92	\$130.84	Nil	\$225.10

Components	(\$)	(\$)	(\$)	(\$)	(\$)
Australian Income - Dividends					
Dividends - franked	\$24.34			Nil	
Australian Income - Trust Distributions					
Interest		\$6.25	\$0.05		
Dividend		\$0.08	Nil		
Other income		\$18.94	\$78.83		
Total Non-primary production income		\$25.27	\$78.88		
Capital Gains - grossed up amount		\$0.42	\$0.72		
Capital Gains - discount method (50%) (TARP)		\$0.21	\$0.10		
Capital Gains - discount method (50%) (NTARP)		Nil	\$0.26		
Total Net Capital Gains		\$0.21	\$0.36		
Foreign Income					
Assessable foreign source income		\$31.03	\$31.04		
Other Non-assessable amounts					
Tax deferred amount		\$9.38	\$11.24		
CGT Concession Amount		\$4.03	\$9.32		
Gross Distribution/Dividend	\$24.34	\$69.92	\$130.84	Nil	
Taxes withheld					
TFN amounts withheld	Nil	Nil	Nil	Nil	
Managed investment trust fund payment withholding - non-residents only	Nil	Nil	Nil	Nil	
Non-resident interest/dividend withholding tax	Nil	Nil	Nil	Nil	
Total Net Distribution/Dividend	\$24.34	\$69.92	\$130.84	Nil	\$225.10
Franking Credits	\$10.43	\$0.03	Nil	Nil	



Westfield Corporation Limited ABN 12 166 995 197
 Westfield America Management Limited ABN 66 072 780 619 AFS Licence 230324
 as responsible entity for Westfield America Trust ABN 27 374 714 905 ARSN 092 058 449
 and for WFD Trust ABN 50 598 857 938 ARSN 168 765 875

Update your information:

www.investorcentre.com/au/contact

Computershare Investor Services Pty Limited
 GPO Box 2975 Melbourne
 Victoria 3001 Australia
 Enquiries: (within Australia) 1300 132 211
 (international) +61 3 9415 4070

2018 TAX STATEMENT

WESTFIELD CORPORATION

017821 000 WFD



ISIFAND PTY LTD
 <JUDGE FAMILY SETT S/F A/C>
 26 CHURCH STREET
 FORBES NSW 2871

10 July 2018

WFD Holder No: HIN WITHHELD

Australian Resident Individuals: Input sheet for 2018 Income Tax Return

This Statement includes all distributions paid by the entities in Westfield Corporation (consisting of Westfield Corporation Limited, Westfield America Trust and WFD Trust) during the period 1 July 2017 to 30 June 2018.

All amounts below are in Australian Dollars.

	Amount or Yes/No Response	Tax Return Label
Tax Return - Income Section		
Dividends - unfranked (CFI)	\$29.45	11S
Dividends - franked	Nil	11T
Franking credit	Nil	11U
TFN amounts withheld	Nil	11V
Tax Return - Supplementary Section (Income Section)		
Non-primary production income		
- Share of net income from trusts	\$8.48	13U
TFN amounts withheld	Nil	13R
Assessable foreign source income	\$47.94	20E
Other net foreign source income	\$47.94	20M
Foreign income tax offsets	\$3.87	20O

Australian Resident Individuals - Summary of Tax Deferred Amount of Distributions	Total
Westfield America Trust	\$25.98
WFD Trust	\$58.45


Use only this Tax Statement to complete your 2018 Tax Return, it includes all distributions paid by the entities in Westfield Corporation that should be included in your 2018 Tax Return.

Please retain this statement for income tax purposes

Due to the conversions of the amounts from USD to AUD there may be some minor rounding variances.

This Tax Statement should be read in conjunction with the 2018 Westfield Corporation Tax Return Guide, which is available on the Unibail-Rodamco-Westfield website at <https://westfield.urw.com/investors/shareholder-information/taxation-information>

There are other income tax consequences from the disposal of your securities as a result of the acquisition of Westfield Corporation by Unibail-Rodamco S.E. and the OneMarket demerger on 7 June 2018. Please refer to the Unibail-Rodamco-Westfield website for more information at <https://westfield.urw.com/investors/shareholder-information/taxation-information>



Westfield Corporation Limited ABN 12 166 995 197
 Westfield America Management Limited ABN 66 072 780 619 AFS Licence 230324
 as responsible entity for Westfield America Trust ABN 27 374 714 905 ARSN 092 058 449
 and for WFD Trust ABN 50 598 857 938 ARSN 168 765 875

Update your information:

www.investorcentre.com/au/contact

Computershare Investor Services Pty Limited
 GPO Box 2975 Melbourne
 Victoria 3001 Australia
 Enquiries: (within Australia) 1300 132 211
 (international) +61 3 9415 4070

2018 TAX SUMMARY

WESTFIELD CORPORATION

017821 000 WFD
 ISIFAND PTY LTD
 <JUDGE FAMILY SETT S/F A/C>
 26 CHURCH STREET
 FORBES NSW 2871

10 July 2018

WFD Holder No: HIN WITHHELD

The information below is a summary of the Australian taxation consequences of all distributions made by all entities in Westfield Corporation. **Australian Resident Individual Investors should use the enclosed Tax Statement to assist in completing their 2018 tax return.** Due to the conversions of the amounts from USD to AUD there may be some minor rounding variances.

Net Distribution Amount for the 12 months to 30 June 2018	Westfield Corporation Limited	Westfield America Trust	WFD Trust	Total
Distribution paid 31 August 2017	Nil	USD \$44.37 AUD \$56.19	USD \$11.09 AUD \$14.03	USD \$55.46 AUD \$70.22
Distribution paid 28 February 2018	Nil	USD \$11.09 AUD \$14.10	USD \$44.37 AUD \$56.53	USD \$55.46 AUD \$70.63
Net Cash Distribution	Nil	AUD \$70.29	AUD \$70.56	AUD \$140.85
Dividend paid 7 June 2018 as part of the OneMarket demerger (applied to acquire shares in OneMarket Limited)	AUD \$29.45	Nil	Nil	AUD \$29.45

Westfield Corporation declares its distributions in USD.

For the August 2017 distributions the US dollar amounts were converted to AU dollar amounts at the exchange rate of US\$1.00 to AU\$1.267106.

For the February 2018 distributions the US dollar amounts were converted to AU dollar amounts at the exchange rate of US\$1.00 to AU\$1.274860.

Westfield Corporation Limited paid a dividend on 7 June 2018 as part of the OneMarket demerger. This dividend was (i) unfranked and had no franking credits attached (0% franked percentage) and (ii) 100% fully declared to be out of Conduit Foreign Income (CFI).

All amounts below are in Australian Dollars.

	Dividend (\$)	Distribution (\$)	Tax Offsets (\$)	Distribution (\$)	Tax Offsets (\$)
Australian Income - Dividends					
Dividends - unfranked (CFI)	AUD \$29.45				
Australian Income - Trust Distributions					
Interest		\$0.13		\$1.49	
Other income		\$5.97		\$0.89	
Total Non-primary production income		\$6.10		\$2.38	
Capital Gains - grossed up amount (NTARP)		Nil		Nil	
Capital Gains - discount method (50%) (NTARP)		Nil		Nil	
Foreign Income					
Assessable foreign source income		\$38.21	\$1.34	\$9.73	\$2.53
Other Non-assessable amounts					
Tax deferred amount		\$25.98		\$58.45	
CGT Concession Amount		Nil		Nil	
Gross Distribution / Dividend	\$29.45	\$70.29	\$1.34	\$70.56	\$2.53
Taxes withheld					
TFN amounts withheld	Nil	Nil		Nil	
Managed investment trust fund payment withholding - non-residents only	Nil	Nil		Nil	
Non-resident interest/dividend withholding tax	Nil	Nil		Nil	
Total Net Distribution / Dividend	\$29.45	\$70.29		\$70.56	\$170.30

Please retain this statement for income tax purposes

238371_BC/017821/035642/v

ING



001163
THE ACCOUNTANT
WARWICK JUDGE & JEAN JUDGE ATF JUDGE FAMILY
SETTLEMENT SUPER FUND
26 CHURCH ST
FORBES NSW 2871

923 100
60226063
43
01/04/2018 to 30/06/2018



\$141,994.51 \$0.00 \$-140,000.00 \$2,493.23

Date	Details	Money out \$	Money in \$	Balance \$
18/04/2018	Int. Rate Changed To 1.50% p.a.			
30/04/2018	Interest Credit - Receipt 922604		165.14	142,159.65
31/05/2018	Interest Credit - Receipt 913360		181.11	142,340.76
27/06/2018	Withdrawal - Receipt 865533 Super distribution To 26417322 112879	-140,000.00		2,340.76
30/06/2018	Interest Credit - Receipt 902639		152.47	2,493.23

Financial Year Summary
Standard Variable rate for the end of statement period: 1.50% p.a.
Total Interest Financial Year to Date: \$1,191.28
Total Interest for this statement: \$498.72
Tax File Number/ABN/Exemption Provided: Yes

E-1163 5-1217 1-2454



020

923 100

001304

60226063

THE ACCOUNTANT
 WARWICK JUDGE & JEAN JUDGE ATF JUDGE FAMILY
 SETTLEMENT SUPER FUND
 26 CHURCH ST
 FORBES NSW 2871

42

01/01/2018 to 31/03/2018



Opening Balance	Transactions	Withdrawals	Closing Balance
\$71,551.34	\$70,000.00	\$0.00	\$141,994.51

Date	Details	Money out \$	Money in \$	Balance \$
08/01/2018	Deposit - Receipt 858821 From 26417322 112879		30,000.00	101,551.34
15/01/2018	Deposit - Receipt 080097 Portfolio transfer From 26417322 112879		40,000.00	141,551.34
31/01/2018	Interest Credit - Receipt 912805		133.82	141,685.16
28/02/2018	Interest Credit - Receipt 922627		146.73	141,831.89
31/03/2018	Interest Credit - Receipt 922604		162.62	141,994.51

Standard Variable rate for the end of statement period: 1.35% p.a.
Total Interest Financial Year to Date: \$692.56
Total Interest for this statement: \$443.17
Tax File Number/ABN/Exemption Provided: Yes



020

001262

THE ACCOUNTANT
WARWICK JUDGE & JEAN JUDGE ATF JUDGE FAMILY
SETTLEMENT SUPER FUND
26 CHURCH ST
FORBES NSW 2871

Account Number: 923 100

Branch: 60226063

Account Name: 41

Statement Period: 01/10/2017 to 31/12/2017



Opening Balance	Transfers in	Transfers out	Closing Balance
\$2,310.67	\$69,000.00	\$0.00	\$71,551.34

Date	Details	Money out \$	Money in \$	Balance \$
05/10/2017	Deposit - Receipt 787830 From 26417322 112879		69,000.00	71,310.67
31/10/2017	Interest Credit - Receipt 909896		79.51	71,390.18
01/11/2017	Int. Rate Changed To 1.35% p.a.			
30/11/2017	Interest Credit - Receipt 922618		79.21	71,469.39
31/12/2017	Interest Credit - Receipt 922604		81.95	71,551.34

Standard Variable rate for the end of statement period: 1.35% p.a.

Total Interest Financial Year to Date: \$249.39

Total Interest for this statement: \$240.67

Tax File Number/ABN/Exemption Provided: Yes

Please check all transactions carefully. If you believe there is an error or unauthorised transaction, or if you have any queries, please call us as soon as possible on 133 464.

002320
 THE ACCOUNTANT
 WARWICK JUDGE & JEAN JUDGE ATF JUDGE FAMILY
 SETTLEMENT SUPER FUND
 26 CHURCH ST
 FORBES NSW 2871

923 100
 60226063
 40
 01/07/2017 to 30/09/2017



Opening Balance	\$2,301.95	Interest	\$0.00	Payments	\$0.00	Closing Balance	\$2,310.67
-----------------	------------	----------	--------	----------	--------	-----------------	------------

Date	Details	Money out \$	Money in \$	Balance \$
31/07/2017	Interest Credit - Receipt 922604		2.93	2,304.88
31/08/2017	Interest Credit - Receipt 915858		2.94	2,307.82
30/09/2017	Interest Credit - Receipt 920325		2.85	2,310.67

Standard Variable rate for the end of statement period: 1.50% p.a.

Total Interest Financial Year to Date: \$8.72

Total Interest for this statement: \$8.72

Tax File Number/ABN/Exemption Provided: Yes

Please check all transactions carefully. If you believe there is an error or unauthorised transaction, or if you have any queries, please call us as soon as possible on 133 464.

Term Deposit Financial Year Summary



Date: 1st July 2018

St. George
A Division of Westpac Banking Corporation
ABN 33 007 457 141
AFSL and Australian credit licence 233714
Fixed Terms - IBN 30
GPO Box 3433
SYDNEY NSW 2001
Customer Enquiries: 13 33 30



JUDGE FAMILY SETTLEMENT SUPER FUND
26 CHURCH STREET
FORBES NSW 2871

Account Details

Number: 000 0354319377
Title: JUDGE FAMILY SETTLEMENT SUPER FUND

To help you in preparing your tax return, this letter sets out the current details of your Account and the total interest we have paid on your account during the past financial year.

Investment Details

Current Balance \$457,750.71

Financial Year	1 JUL 2017 - 30 JUN 2018	1 JUL 2018 - 30 JUN 2019
Interest Paid	\$11,123.33	\$0.00
TFN Withholding Tax	\$0.00	\$0.00
Non Resident Withholding Tax	\$0.00	\$0.00

On maturity of this Term Deposit, we will send you a letter containing all the details of the interest earned. At the same time we will request your instructions for renewal, reinvestment or withdrawal of the amount invested.

In the meantime, if there's anything else you need, please visit your closest St. George branch, or simply call us on 13 33 30 between 8am-8pm, Monday to Saturday (Eastern Standard Time). Alternatively, at stgeorge.com.au you will find helpful information and tools to help you make the most of your banking.

The Term Deposit is a financial product issued by St. George Bank
- A Division of Westpac Banking Corporation
ABN 33 007 457 141
AFSL and Australian credit licence 233714

Term Deposit Maturity Statement

Date: 8th February 2018

Account Details

Number: 000 0354319377
Title: JUDGE FAMILY SETTLEMENT SUPER FUND

Investment Details

Amount Payable on Maturity \$457,750.71
Date Matured 08 FEB 2018

Financial Year	1 JUL 2016 - 30 JUN 2017	1 JUL 2017 - 30 JUN 2018
Interest Paid	\$14,811.17	\$11,123.33
TFN Withholding Tax	\$0.00	\$0.00
Non Resident Withholding Tax	\$0.00	\$0.00

Current Period Activities

8 Feb 2018	INTEREST PAID TO THIS ACCOUNT	\$5,697.11
8 Feb 2018	ROLLOVER	\$457,750.71

Term Deposit Maturity Statement

Date: 8th August 2017

Account Details

Number: 000 3354319377
 Title: JUDGE FAMILY SETTLEMENT SUPER FUND

Investment Details

Amount Payable on Maturity \$452,053.60
 Date Matured 08 AUG 2017

Financial Year	1 JUL 2016 - 30 JUN 2017	1 JUL 2017 - 30 JUN 2018
Interest Paid	\$14,811.17	\$5,426.22
TFN Withholding Tax	\$0.00	\$0.00
Non Resident Withholding Tax	\$0.00	\$0.00

Current Period Activities

8 Aug 2017	INTEREST PAID TO THIS ACCOUNT	\$5,426.22
8 Aug 2017	ROLLOVER	\$452,053.60

Statement of Account

PORTFOLIO CASH MANAGEMENT



020

JUDGE FAMILY SETTLEMENT SUPER FUND
 C/- MR W JUDGE AND MRS J JUDGE
 26 CHURCH STREET
 FORBES NSW 2871

Customer Enquiries 13 33 30
 (24 hours, seven days)
BSB Number 112-879
Account Number 026417322
Statement Period 22/05/2017 to 20/11/2017
Statement No. 158(page 1 of 6)

WARWICK JUDGE & JEAN JUDGE
 JUDGE FAMILY SETTLEMENT SUPER FUND

Account Summary

Opening Balance		Total Credits		Total Debits		Closing Balance
37,820.49	+	247,134.29	-	256,846.84	=	28,107.94

Transaction Details

Date	Transaction Description	Debit	Credit	Balance \$
22 MAY	OPENING BALANCE			37,820.49
24 MAY	COMMONWEALTH SEC COMMSEC		2,370.05	40,190.54
25 MAY	COMMONWEALTH SEC COMMSEC		1,516.49	41,707.03
30 MAY	QUICKSUPER QUICKSPR1951171126		397.38	42,104.41
31 MAY	TAH CSH RES 001202315340		2.40	42,106.81
31 MAY	CREDIT INTEREST		0.32	42,107.13
08 JUN	COMMONWEALTH SEC COMMSEC	2,389.95		39,717.18
13 JUN	APNFM LTD CLRACC PFIF230430 Distrib		22.54	39,739.72
15 JUN	ING DIRECT Pension dis0833966		140,000.00	179,739.72
19 JUN	MACQUARIE MACQUARIE EQUITIES		26,815.25	206,554.97
20 JUN	CHEQUE NUMBER 41	85,000.00		121,554.97
21 JUN	CHEQUE NUMBER 40	70,000.00		51,554.97
30 JUN	INTERNET WITHDRAWAL 30JUN 17:49 JFS income stream	2,640.00		48,914.97
30 JUN	CREDIT INTEREST		3.16	48,918.13
30 JUN	DIRECT CREDIT/DEBIT FEES	0.20		48,917.93
03 JUL	Col First State DD001090004800082		488.83	49,406.76
04 JUL	ONEPATHFM LTD 1272673 INCOME		270.91	49,677.67
	SUB TOTAL CARRIED FORWARD TO NEXT PAGE			49,677.67

Account Number 026417322
Statement Period 22/05/2017 to 20/11/2017
Statement No. 158(page 2 of 6)

Transaction Details continued

Date	Transaction Description	Debit	Credit	Balance \$
	<i>SUB TOTAL CARRIED FORWARD FROM PREVIOUS PAGE</i>			49,677.67
04 JUL	WBC DIVIDEND 001202591349		30,980.52	80,658.19
10 JUL	APNFM LTD CLRACC PFIF230430 Distrib		22.54	80,680.73
14 JUL	COMMONWEALTH SEC COMMSEC	5,199.95		75,480.78
19 JUL	Macquarie Vision A/C keeping fee	330.00		75,150.78
21 JUL	MACQUARIE MACQUARIE EQUITIES		599.40	75,750.18
26 JUL	QUICKSUPER QUICKSPR1985898058		1,047.21	76,797.39
28 JUL	MACQUARIE MACQUARIE EQUITIES		13,314.37	90,111.76
31 JUL	CREDIT INTEREST		0.65	90,112.41
31 JUL	DIRECT CREDIT/DEBIT FEES	0.40		90,112.01
02 AUG	INTERNET WITHDRAWAL 02AUG 19:57 Stirling warton June pay	2,640.00		87,472.01
10 AUG	APNFM LTD CLRACC PFIF230430 Distrib		22.54	87,494.55
15 AUG	COMMONWEALTH SEC COMMSEC	11,595.84		75,898.71
18 AUG	CHEQUE DEPOSIT		477.00	76,375.71
21 AUG	COMMONWEALTH SEC COMMSEC		3,250.05	79,625.76
31 AUG	WFD DISTRIBUTION AUG17/00843484		70.27	79,696.03
31 AUG	SCG DISTRIBUTION AUG17/00850226		112.50	79,808.53
31 AUG	CREDIT INTEREST		0.70	79,809.23
31 AUG	DIRECT CREDIT/DEBIT FEES	0.20		79,809.03
05 SEP	QUICKSUPER QUICKSPR2011534294		1,229.75	81,038.78
11 SEP	APNFM LTD CLRACC PFIF230430 Distrib		22.54	81,061.32
13 SEP	IPH FNL DIV 001204806296		257.25	81,318.57
18 SEP	TABCORP DIV 001203883220		837.50	82,156.07
22 SEP	CHEQUE DEPOSIT		580.51	82,736.58
22 SEP	AGL FNL DIV 001204933621		1,101.50	83,838.08
	<i>SUB TOTAL CARRIED FORWARD TO NEXT PAGE</i>			83,838.08



Account Number 026417322
Statement Period 22/05/2017 to 20/11/2017
Statement No. 158(page 3 of 6)

Transaction Details continued

Date	Transaction Description	Debit	Credit	Balance \$
	<i>SUB TOTAL CARRIED FORWARD FROM PREVIOUS PAGE</i>			83,838.08
25 SEP	Col First State DD001090004800082		261.21	84,099.29
28 SEP	TLS FNL DIV 001206290249		480.50	84,579.79
28 SEP	TLS FNL DIV 001206108723		1,100.50	85,680.29
28 SEP	WESFARMERS LTD FIN17/01016072		2,948.40	88,628.69
28 SEP	COMMONWEALTH SEC COMMSEC	4,559.95		84,068.74
29 SEP	CBA FNL DIV 001204471972		5,283.10	89,351.84
30 SEP	CREDIT INTEREST		0.67	89,352.51
30 SEP	DIRECT CREDIT/DEBIT FEES	0.20		89,352.31
02 OCT	ALTium LIMITED SEP17/00803077		96.00	89,448.31
03 OCT	QUICKSUPER QUICKSPR2028924117		376.56	89,824.87
06 OCT	ONEPATHFM LTD 1272673 INCOME		300.79	90,125.66
06 OCT	ING 060226063 0787830	69,000.00		21,125.66
10 OCT	APNFM LTD CLRACC PFIF230430 Distrib		22.54	21,148.20
13 OCT	CSL LTD DIVIDEND 17AUD/00852090		485.09	21,633.29
23 OCT	MACQUARIE MACQUARIE EQUITIES		8,662.50	30,295.79
31 OCT	QUICKSUPER QUICKSPR2046816968		1,279.47	31,575.26
31 OCT	CREDIT INTEREST		0.29	31,575.55
31 OCT	DIRECT CREDIT/DEBIT FEES	0.20		31,575.35
10 NOV	APNFM LTD CLRACC PFIF230430 Distrib		22.54	31,597.89
10 NOV	COMMONWEALTH SEC COMMSEC	3,489.95		28,107.94
20 NOV	<i>CLOSING BALANCE</i>			28,107.94

Account Number 026417322
Statement Period 22/05/2017 to 20/11/2017
Statement No. 158(page 4 of 6)

Summary of Cheques Presented

Cheque Number	Amount \$	Cheque Number	Amount \$
40	70,000.00	41	85,000.00

Summary of Automatic Deductions

Date	Paid To	Amount \$
8 JUN	COMMONWEALTH SEC COMMSEC	2,389.95
14 JUL	COMMONWEALTH SEC COMMSEC	5,199.95
19 JUL	Macquarie Vision A/C keeping fee	330.00
15 AUG	COMMONWEALTH SEC COMMSEC	11,595.84
28 SEP	COMMONWEALTH SEC COMMSEC	4,559.95
6 OCT	ING 060226063 0787830	69,000.00
10 NOV	COMMONWEALTH SEC COMMSEC	3,489.95

Interest Details

	Credit Interest	Debit Interest
Year to Date	\$2.31	\$0.00
Previous Year	\$6.08	\$0.00

Information

- Please check all entries on this statement and inform the Bank promptly of any error or unauthorised transaction.
- If your card is lost or stolen, please call us immediately on 1800 028 208.
- This statement should be retained for taxation purposes.
- When enquiring about the "termination value" of your account, you can visit your nearest branch or call 1300 658 120 and say "existing account".
- To contact us to make suggestions, compliments or find out more about our products and services, please call the customer enquiries number on this statement. This service may also be used to address and resolve complaints.



Statement of Account PORTFOLIO CASH MANAGEMENT

020
JUDGE FAMILY SETTLEMENT SUPER FUND
C/- MR W JUDGE AND MRS J JUDGE
26 CHURCH STREET
FORBES NSW 2871

Customer Enquiries 13 33 30
(24 hours, seven days)
BSB Number 112-879
Account Number 026417322
Statement Period 21/11/2017 to 21/05/2018
Statement No. 159(page 1 of 6)

WARWICK JUDGE & JEAN JUDGE
JUDGE FAMILY SETTLEMENT SUPER FUND

Account Summary

Opening Balance		Total Credits		Total Debits		Closing Balance
28,107.94	+	130,764.57	-	128,964.40	=	29,908.11

Transaction Details

Date	Transaction Description	Debit	Credit	Balance \$
21 NOV	OPENING BALANCE			28,107.94
30 NOV	CREDIT INTEREST		0.23	28,108.17
30 NOV	DIRECT CREDIT/DEBIT FEES	0.20		28,107.97
01 DEC	QUICKSUPER QUICKSPR2068018693		1,793.18	29,901.15
11 DEC	APNFM LTD CLRACC PFIF230430 Distrib		22.54	29,923.69
11 DEC	SOL DIVIDEND 88002087042		352.00	30,275.69
18 DEC	Col First State DD001090004800082		410.47	30,686.16
22 DEC	WBC DIVIDEND 001209602144		30,980.52	61,666.68
28 DEC	QUICKSUPER QUICKSPR2083836347		2,860.72	64,527.40
30 DEC	CREDIT INTEREST		0.34	64,527.74
05 JAN	ONEPATHFM LTD 1272673 INCOME		22.09	64,549.83
08 JAN	ING 060226063 0858821	30,000.00		34,549.83
09 JAN	TFR WDL BPAY INTERNET09JAN 09:40 TO CIS -TCL PAITREO ORD140069900505404946	1,664.00		32,885.83
10 JAN	APNFM LTD CLRACC PFIF230430 Distrib		22.54	32,908.37
11 JAN	MACQUARIE MACQUARIE EQUITIES		40,351.04	73,259.41
12 JAN	COMMONWEALTH SEC COMMSEC	19,695.90		53,563.51
	<i>SUB TOTAL CARRIED FORWARD TO NEXT PAGE</i>			53,563.51

Account Number 026417322
Statement Period 21/11/2017 to 21/05/2018
Statement No. 159(page 2 of 6)

Transaction Details continued

Date	Transaction Description	Debit	Credit	Balance \$
	<i>SUB TOTAL CARRIED FORWARD FROM PREVIOUS PAGE</i>			53,563.51
15 JAN	ATO ATO003000009234880		27,414.13	80,977.64
15 JAN	ING Portfolio t0080097	40,000.00		40,977.64
16 JAN	COMMONWEALTH SEC COMMSEC	6,829.95		34,147.69
18 JAN	TFR WDL BPAY INTERNET18JAN 21:10 TO CIS -TCL PAITREO ORD140069900511190605	934.80		33,212.89
18 JAN	COMMONWEALTH SEC COMMSEC	6,469.95		26,742.94
31 JAN	CREDIT INTEREST		0.34	26,743.28
31 JAN	DIRECT CREDIT/DEBIT FEES	1.00		26,742.28
05 FEB	QUICKSUPER QUICKSPR2107147663		1,284.41	28,026.69
07 FEB	COMMONWEALTH SEC COMMSEC	10,096.94		17,929.75
12 FEB	APNFM LTD CLRACC PFIF230430 Distrib		22.54	17,952.29
16 FEB	TCL DIV/DIST AUI18/00871514		280.00	18,232.29
19 FEB	CHEQUE DEPOSIT		26.78	18,259.07
28 FEB	WFD DISTRIBUTION FEB18/00839793		70.70	18,329.77
28 FEB	SCG DISTRIBUTION FEB18/00848142		112.60	18,442.37
28 FEB	CREDIT INTEREST		0.15	18,442.52
28 FEB	DIRECT CREDIT/DEBIT FEES	0.20		18,442.32
06 MAR	QUICKSUPER QUICKSPR2126934519		4,552.03	22,994.35
09 MAR	APNFM LTD CLRACC PFIF230430 Distrib		22.54	23,016.89
13 MAR	TFR WDL BPAY INTERNET13MAR 18:39 TO APA RETAIL OFFER 3581100004960315	908.60		22,108.29
13 MAR	TABCORP DIV 001210914547		737.00	22,845.29
14 MAR	IPH ITM DIV 001211780852		396.75	23,242.04
15 MAR	ALUMINA LIMITED MAR18/00829565		1,312.30	24,554.34
21 MAR	CHEQUE DEPOSIT		504.00	25,058.34
26 MAR	AGL ITM DIV 001212100291		1,189.62	26,247.96
	<i>SUB TOTAL CARRIED FORWARD TO NEXT PAGE</i>			26,247.96



Account Number 026417322
Statement Period 21/11/2017 to 21/05/2018
Statement No. 159(page 3 of 6)

Transaction Details continued

Date	Transaction Description	Debit	Credit	Balance \$
	<i>SUB TOTAL CARRIED FORWARD FROM PREVIOUS PAGE</i>			26,247.96
28 MAR	CBA ITM DIV 001211283077		4,594.00	30,841.96
29 MAR	TLS ITM DIV 001213365697		451.00	31,292.96
29 MAR	TLS ITM DIV 001213202337		781.00	32,073.96
31 MAR	CREDIT INTEREST		0.20	32,074.16
04 APR	QUICKSUPER QUICKSPR2146598257		5,575.19	37,649.35
05 APR	WESFARMERS LTD INT18/01011242		2,530.71	40,180.06
06 APR	ONEPATHFM LTD 1272673 INCOME		209.60	40,389.66
09 APR	NAB RESIDUAL PAY DRPAU/00801740		18.69	40,408.35
10 APR	APNFM LTD CLRACC PFIF230430 Distrib		22.54	40,430.89
13 APR	CSL LTD DIVIDEND AUD18/00851693		532.63	40,963.52
16 APR	COMMONWEALTH SEC COMMSEC	9,947.90		31,015.62
30 APR	CREDIT INTEREST		0.28	31,015.90
30 APR	DIRECT CREDIT/DEBIT FEES	0.20		31,015.70
01 MAY	QUICKSUPER QUICKSPR2165175301		837.97	31,853.67
10 MAY	APNFM LTD CLRACC PFIF230430 Distrib		22.54	31,876.21
10 MAY	SOL DIVIDEND 88002087042		446.66	32,322.87
15 MAY	INTERNET WITHDRAWAL 15MAY 11:34 GlobalCurrencyCard 0217583	1,000.00		31,322.87
15 MAY	TFR WDL BPAY INTERNET15MAY 12:02 TO TRAVELEX LIMITED. 55830491	1,410.76		29,912.11
16 MAY	TFR WDL BPAY INTERNET16MAY 19:34 TO TRAVELEX LIMITED. 55830491	4.00		29,908.11
21 MAY	<i>CLOSING BALANCE</i>			29,908.11

Summary of Automatic Deductions

Date	Paid To	Amount \$
8 JAN	ING 060226063 0858821	30,000.00
12 JAN	COMMONWEALTH SEC COMMSEC	19,695.90
15 JAN	ING Portfolio t0080097	40,000.00
16 JAN	COMMONWEALTH SEC COMMSEC	6,829.95
18 JAN	COMMONWEALTH SEC COMMSEC	6,469.95
7 FEB	COMMONWEALTH SEC COMMSEC	10,096.94
16 APR	COMMONWEALTH SEC COMMSEC	9,947.90

Interest Details

	Credit Interest	Debit Interest
Year to Date	\$3.85	\$0.00
Previous Year	\$6.08	\$0.00

Information

- Please check all entries on this statement and inform the Bank promptly of any error or unauthorised transaction.
- If your card is lost or stolen, please call us immediately on 1800 028 208.
- This statement should be retained for taxation purposes.
- When enquiring about the "termination value" of your account, you can visit your nearest branch or call 1300 658 120 and say "existing account".
- To contact us to make suggestions, compliments or find out more about our products and services, please call the customer enquiries number on this statement. This service may also be used to address and resolve complaints.

Reconciliation Summary

BANK STATEMENT -- CLEARED TRANSACTIONS:

Previous Balance:			31,575.35
Cheques and Payments	28	Items	-299,737.35
Deposits and Other Credits	52	Items	273,752.88
Service Charge	0	Items	0.00
Interest Earned	0	Items	0.00
Ending Balance of Bank Statement:			5,590.88

YOUR RECORDS -- UNCLEARED TRANSACTIONS:

Cleared Balance:			5,590.88
Cheques and Payments	0	Items	0.00
Deposits and Other Credits	0	Items	0.00
Register Balance as of 27/07/2018:			5,590.88
Cheques and Payments	0	Items	0.00
Deposits and Other Credits	0	Items	0.00
Register Ending Balance:			5,590.88

+ SPN *22.56*
+ JVA *290.56*
+ COL. FUND. *171.65*

603.63.

JFS 2017-18
27/07/2018

Cleared Transaction Detail

Date	Num	Payee	Memo	Category	Cir	Amount
Cleared Cheques and Payments						
10/11/2017	DEP	Commonwealth Sec Com...	TLS 1000@3.46	share purchase	R	-3,489.95
30/11/2017	D/DEBIT	DIRECT CREDIT/DEBIT ...			R	-0.20
8/01/2018	D/DEBIT	Ing 060226063 0858821		Transfer	R	-30,000.00
9/01/2018	B Pay	TFR WDL Bpay Internet ...	TCL	share purchase	R	-1,664.00
12/01/2018	B Pay	Commonwealth Sec Com...	1200APA@8.15 & 560...	Super:Share Purchas...	R	-19,695.90
15/01/2018	TXFR	Ing Portfolio T0080097		Transfer	R	-40,000.00
16/01/2018	B Pay	Commonwealth Sec Com...	1000 SYD@6.80	Super:Share Purchas...	R	-6,829.95
18/01/2018	B Pay	Tfr Wdl Bpay Internet ...	tcl	share purchase/JFSF	R	-934.80
18/01/2018	B Pay	Commonwealth Sec Com...	800 APA @8.05	Super:Share Purchas...	R	-6,469.95
31/01/2018	D/DEBIT	Direct Credit/Debit Fees		Bank charges/JFSF	R	-1.00
7/02/2018	B Pay	Commonwealth Sec Com...	282 SOL @17.72 & 75...	Super:Share Purchas...	R	-10,096.94
28/02/2018	D/DEBIT	Direct Credit/Debit Fees		Bank charges/JFSF	R	-0.20
13/03/2018	B Pay	Tfr Wdl Bpay Internet ...	APA retail offer	share purchase	R	-908.60
16/04/2018	B Pay	Commonwealth Sec Com...	800SYD@6.54 & 1200S...	Super:Share Purchas...	R	-9,947.90
30/04/2018	D/DEBIT	Direct Credit/Debit Fees		Bank charges/JFSF	R	-0.20
15/05/2018	D/DEBIT	Internet Withdrawal		Allocated pension:Sup...	R	-1,000.00
15/05/2018	B Pay	Tfr Wdl Bpay Internet ...		Allocated pension:Sup...	R	-1,410.76
16/05/2018	B Pay	Tfr Wdl Bpay Internet ...		Allocated pension:Sup...	R	-4.00
4/06/2018	B Pay	Tfr Wdl Bpay Internet ...	FOR TRAVEL REFUN...	Transfer	R	-80.00
4/06/2018	B Pay	Internet Withdrawal		Allocated pension:Sup...	R	-800.00
5/06/2018	TXFR	Internet Withdrawal		Allocated pension:Sup...	R	-300.00
5/06/2018	TXFR	Tfr Wdl Bpay Internet ...		Allocated pension:Sup...	R	-300.00
7/06/2018	B Pay	Tfr Wdl Bpay Internet ...	BKI	share purchase/JFSF	R	-4,803.00
7/06/2018	D/DEBIT	Internet Withdrawal		Allocated pension:Sup...	R	-400.00
12/06/2018	TXFR	Internet Withdrawal	Travel cash	Allocated pension:Sup...	R	-600.00
27/06/2018	EFT	Intnet Witdrawl	wj & JJ	Allocated pension:Sup...	R	-20,000.00
28/06/2018	EFT	Internet Withdrawal		Allocated pension:Sup...	R	-100,000.00
29/06/2018	EFT	Internet Withdrawal		Allocated pension:Sup...	R	-40,000.00
Total Cleared Cheques and Payments				28 Items		-299,737.35

Cleared Deposits and Other Credits

10/11/2017	DEP	Apnfm Ltd Ciracc Pfif230...		Investment:Distributio...	R	22.54
30/11/2017	DEP	Credit Interest		Int Inc:Credit Interest	R	0.23
1/12/2017	DEP	Quicksuper Quickspr206...			R	1,793.18
11/12/2017	DEP	Sol Dividend 88002087042		Investment:Dividends:...	R	352.00
11/12/2017	DEP	Apnfm LTD Ciracc Pfif23...	Distribution	Investment:Distributio...	R	22.54
18/12/2017	DEP	Col First State Dd001090...		Investment:Distributio...	R	410.47
22/12/2017	DEP	Wbc Dividend 00120960...		Investment:Dividends:...	R	30,980.52
28/12/2017	DEP	Quicksuper Quickspr208...		Employment:Super pe...	R	2,860.72
30/12/2017	DEP	Credit Interest		Int Inc:Credit Interest/J...	R	0.34
5/01/2018	DEP	Onepathfm Ltd 1272673 l...		Investment:Distributio...	R	22.09
10/01/2018	DEP	Apnfm Ltd Ciracc Pfif230...		Investment:Distributio...	R	22.54
11/01/2018	DEP	MACQUARIE EQUITIES	sto SALE	Investment:Share Sales	R	40,351.04
15/01/2018	DEP	Ato Ato003000009234880		Business:Tax Refund ...	R	27,414.13
31/01/2018	DEP	Credit Interest		Int Inc:Credit Interest/J...	R	0.34
5/02/2018	DEP	Quicksuper Quickspr210...		Income Household:Co...	R	1,284.41
12/02/2018	DEP	Apnfm Ltd Ciracc Pfif230...		Investment:Distributio...	R	22.54
16/02/2018	DEP	Tcl Div/Dist Aui18/008715...	TCL	_DivInc:_DivIncFranked	R	280.00
19/02/2018	DEP	Cheque Deposit	TPG ?	Investment:Dividends/...	R	26.78
28/02/2018	DEP	Credit Interest		Int Inc:Credit Interest/J...	R	0.15
28/02/2018	DEP	Scg Distribution Feb18/00...		_DivInc:_DivIncFranked	R	112.60
28/02/2018	DEP	Wfd Distribution Feb18/0...		_DivInc:_DivIncFranked	R	70.70
6/03/2018	DEP	Quicksuper Quickspr212...		Income Household:Co...	R	4,552.03
9/03/2018	DEP	Apnfm Ltd Ciracc Pfif230...		Investment:Distributio...	R	22.54
13/03/2018	DEP	Tabcorp Div 0012109145...		_DivInc:_DivIncFranked	R	737.00
14/03/2018	DEP	IPH Limited		Investment:Dividends/...	R	396.75
15/03/2018	DEP	Alumina		Investment:Dividends	R	1,312.30
21/03/2018	DEP	Cheque Deposit	Transurban	Investment:Dividends/...	R	504.00
26/03/2018	DEP	Agl Itm Div 001212100291		Investment:Dividends	R	1,189.62
28/03/2018	DEP	Chs Itm Div 001214122227		Investment:Dividends	R	4,504.00

Cleared Transaction Detail

Date	Num	Payee	Memo	Category	Clr	Amount
29/03/2018	DEP	Tls Itm Div 001213365697		_DivInc:_DivIncFranked	R	451.00
29/03/2018	DEP	Tls Itm Div 001213202337		_DivInc:_DivIncFranked	R	781.00
31/03/2018	DEP	Credit Interest		Int Inc:Credit Interest/J...	R	0.20
4/04/2018	DEP	Quicksuper Quickspr214...		Income Household:Co...	R	5,575.19
5/04/2018	DEP	Wesfarmers	wesfarmers dividened	Investment:Dividends/...	R	2,530.71
6/04/2018	DEP	Onepathfm Ltd 1272673 I...		Investment:Distributio...	R	209.60
9/04/2018	DEP	Nab Residual Pay Drpau/...		_DivInc	R	18.69
10/04/2018	DEP	Apnfm Ltd Clracc Pfif230...		investment:Distributio...	R	22.54
13/04/2018	DEP	Csl Ltd Dividend Aud18/0...		_DivIncUnFranked	R	532.63
30/04/2018	DEP	Credit Interest		Int Inc:Credit Interest/J...	R	0.28
1/05/2018	DEP	Quicksuper Quickspr216...		Income Household:Co...	R	837.97
10/05/2018	DEP	Apnfm Ltd Clracc Pfif230...		Investment:Distributio...	R	22.54
10/05/2018	DEP	Sol Dividend 88002087042		Investment:Dividends:...	R	446.66
30/05/2018	DEP	Quicksuper Quickspr218...		Income Household:Co...	R	389.40
31/05/2018	DEP	Credit Interest		Int Inc:Credit Interest/J...	R	0.26
7/06/2018	DEP	Westfield Corp Soa02/00...		_DivInc:_DivIncFranked	R	1,529.18
8/06/2018	DEP	Apnfm Ltd Clracc Pfif230...		Investment:Distributio...	R	22.54
18/06/2018	DEP	Bpay Adjustment 2321603	TRAVEL CASH	Business:J.Judge:Ref...	R	80.00
21/06/2018	DEP	Bpay Adjustment 2325961	TRAVEL CASH	Business:J.Judge:Ref...	R	300.00
21/06/2018	DEP	Bpay Adjustment 2325961	TRAVEL CASH	Business:J.Judge:Ref...	R	300.00
22/06/2018	DEP	Westfield Corp Ssf2A/008...		_DivInc:_DivIncFranked	R	33.24
26/06/2018	DEP	Quick Super		Employment:Super pe...	R	311.15
27/06/2018	DEP	Ing		super pension	R	140,000.00
Total Cleared Deposits and Other Credits				52 Items		273,752.88
Total Cleared Transactions				80 Items		-25,984.47

Uncleared Transaction Detail up to 27/07/2018

Date	Num	Payee	Memo	Category	Clr	Amount
Uncleared Cheques and Payments						
Total Uncleared Cheques and Payments				0 Items		0.00
Uncleared Deposits and Other Credits						
Total Uncleared Deposits and Other Credits				0 Items		0.00
Total Uncleared Transactions				0 Items		0.00

Uncleared Transaction Detail after 27/07/2018

Date	Num	Payee	Memo	Category	Clr	Amount
Uncleared Cheques and Payments						
Total Uncleared Cheques and Payments				0 Items		0.00
Uncleared Deposits and Other Credits						
Total Uncleared Deposits and Other Credits				0 Items		0.00
Total Uncleared Transactions				0 Items		0.00