

Gale Family Superannuation Fund

Trial Balance

As at 30 June 2020

Last Year	Code	Account Name	Units	Debits \$	Credits \$
	23800	Distributions Received			
(20,247.69)	23800/GALE0010_OPTIONS1	Options Account			858.30
	23800/Options Positions.AX	Options Positions Options Positions		0.15	
	23900	Dividends Received			
(1,600.00)	23900/ANZ.AX	Australia And New Zealand Banking Group Limited			3,200.00
(1,021.80)	23900/AZJ.AX	Aurizon Holdings Limited			
(2,310.00)	23900/CBA.AX	Commonwealth Bank Of Australia.			
	23900/COL.AX	Coles Group Limited.			786.00
(840.00)	23900/CPU.AX	Computershare Limited.			
(60.00)	23900/CWN.AX	Crown Resorts Limited			60.00
(195.02)	23900/NCM.AX	Newcrest Mining Limited			
(557.08)	23900/NGI.AX	Navigator Global Investments Limited			
(188.60)	23900/ORG.AX	Origin Energy Limited			565.80
(840.00)	23900/QBE.AX	QBE Insurance Group Limited			1,560.00
(2,660.00)	23900/TLS.AX	Telstra Corporation Limited.			
(1,880.00)	23900/WBC.AX	Westpac Banking Corporation			
(3,840.00)	23900/WES.AX	Wesfarmers Limited			2,295.00
(2,220.00)	23900/WOW.AX	Woolworths Group Limited			
(2,997.92)	23900/WPL.AX	Woodside Petroleum Ltd			2,045.56
	24200	Contributions			
(100,500.00)	24200/GALMAR00002 A	(Contributions) Gale, Margaret Ann - Accumulation			
(100,000.00)	24200/GALWAY00002 A	(Contributions) Gale, Wayne - Accumulation			300,000.00
(12,801.16)	24700	Changes in Market Values of Investments		42,432.80	
	25000	Interest Received			
(9.57)	25000/ETO Margin Account	ETO Margin Account			
(0.52)	25000/GALEATOINT	ATO Interest			
(2,552.57)	25000/MBL962279501	Macquarie A/c 962279501			1,873.24
(358.44)	25000/Westpac Acc: 34-8634	Westpac Acc: 34-8634			44.04
(0.12)	25000/Westpac Acc:34-8642	Westpac Acc:34-8642			0.01

Gale Family Superannuation Fund

Trial Balance

As at 30 June 2020

Last Year	Code	Account Name	Units	Debits \$	Credits \$
	25100	Interest Received ATO			3.58
	26500	Other Investment Income			
	26500/CMCMarkets16 482290	CMC Markets 16482290			60.00
	30100	Accountancy Fees		4,400.00	
819.50	30200	Administration Costs		1,444.50	
259.00	30400	ATO Supervisory Levy		259.00	
	30700	Auditor's Remuneration		396.00	
24.16	30900	Advisor Fees			
	31500	Bank Charges		30.00	
320.00	38000	Insurance		320.00	
	41600	Pensions Paid			
99,119.18	41600/GALMAR00001 P	(Pensions Paid) Gale, Margaret Ann - Pension (Pension)		11,230.00	
4,000.00	41600/GALMAR00005 P	(Pensions Paid) Gale, Margaret Ann - Pension (Account Based Pension 4)		2,170.00	
530.82	41600/GALMAR00056 P	(Pensions Paid) Gale, Margaret Ann - Pension (Account Based Pension 5)			
350.00	41600/GALMAR00057 P	(Pensions Paid) Gale, Margaret Ann - Pension (Account Based Pension 6)		2,400.00	
160,350.00	41600/GALWAY00001 P	(Pensions Paid) Gale, Wayne - Pension (Account Based Pension)		303,200.00	
5,000.00	41600/GALWAY00005 P	(Pensions Paid) Gale, Wayne - Pension (Account Based Pension 2)		15,250.00	
350.00	41600/GALWAY00034 P	(Pensions Paid) Gale, Wayne - Pension (Account Based Pension 5)		14,650.00	
	41600/GALWAY00440 P	(Pensions Paid) Gale, Wayne - Pension (Account Based Pension 6)		39,800.00	
(8,395.95)	48500	Income Tax Expense			3,905.50
(5,046.22)	49000	Profit/Loss Allocation Account			120,725.42
	50010	Opening Balance			
(102,157.27)	50010/GALMAR00001 P	(Opening Balance) Gale, Margaret Ann - Pension (Pension)			11,454.31
(99,289.14)	50010/GALMAR00005 P	(Opening Balance) Gale, Margaret Ann - Pension (Account Based Pension 4)			104,184.35
	50010/GALMAR00057 P	(Opening Balance) Gale, Margaret Ann - Pension (Account Based Pension 6)			100,595.36
(425,935.17)	50010/GALWAY00001 P	(Opening Balance) Gale, Wayne - Pension (Account Based Pension)			301,641.62

Gale Family Superannuation Fund

Trial Balance

As at 30 June 2020

Last Year	Code	Account Name	Units	Debits \$	Credits \$
(99,288.61)	50010/GALWAY00005 P	(Opening Balance) Gale, Wayne - Pension (Account Based Pension 2)			103,152.29
	50010/GALWAY00034 P	(Opening Balance) Gale, Wayne - Pension (Account Based Pension 5)			100,596.04
	52420	Contributions			
(100,500.00)	52420/GALMAR00002 A	(Contributions) Gale, Margaret Ann - Accumulation			0.00
(100,000.00)	52420/GALWAY00002 A	(Contributions) Gale, Wayne - Accumulation			300,000.00
	53100	Share of Profit/(Loss)			
(8,416.22)	53100/GALMAR00001 P	(Share of Profit/(Loss)) Gale, Margaret Ann - Pension (Pension)		110.54	
(8,895.21)	53100/GALMAR00005 P	(Share of Profit/(Loss)) Gale, Margaret Ann - Pension (Account Based Pension 4)		4,838.21	
(30.82)	53100/GALMAR00056 P	(Share of Profit/(Loss)) Gale, Margaret Ann - Pension (Account Based Pension 5)			0.00
(945.36)	53100/GALMAR00057 P	(Share of Profit/(Loss)) Gale, Margaret Ann - Pension (Account Based Pension 6)		4,662.81	
(36,056.45)	53100/GALWAY00001 P	(Share of Profit/(Loss)) Gale, Wayne - Pension (Account Based Pension)			2,358.89
(8,863.68)	53100/GALWAY00005 P	(Share of Profit/(Loss)) Gale, Wayne - Pension (Account Based Pension 2)		4,687.45	
(946.04)	53100/GALWAY00034 P	(Share of Profit/(Loss)) Gale, Wayne - Pension (Account Based Pension 5)		4,606.15	
	53100/GALWAY00440 P	(Share of Profit/(Loss)) Gale, Wayne - Pension (Account Based Pension 6)		15,479.15	
	54160	Pensions Paid			
99,119.18	54160/GALMAR00001 P	(Pensions Paid) Gale, Margaret Ann - Pension (Pension)		11,230.00	
4,000.00	54160/GALMAR00005 P	(Pensions Paid) Gale, Margaret Ann - Pension (Account Based Pension 4)		2,170.00	
530.82	54160/GALMAR00056 P	(Pensions Paid) Gale, Margaret Ann - Pension (Account Based Pension 5)			0.00
350.00	54160/GALMAR00057 P	(Pensions Paid) Gale, Margaret Ann - Pension (Account Based Pension 6)		2,400.00	
160,350.00	54160/GALWAY00001 P	(Pensions Paid) Gale, Wayne - Pension (Account Based Pension)		303,200.00	
5,000.00	54160/GALWAY00005 P	(Pensions Paid) Gale, Wayne - Pension (Account Based Pension 2)		15,250.00	
350.00	54160/GALWAY00034 P	(Pensions Paid) Gale, Wayne - Pension (Account Based Pension 5)		14,650.00	

Gale Family Superannuation Fund

Trial Balance

As at 30 June 2020

Last Year	Code	Account Name	Units	Debits \$	Credits \$
	54160/GALWAY00440 P	(Pensions Paid) Gale, Wayne - Pension (Account Based Pension 6)		39,800.00	
	56100	Internal Transfers In			
(500.00)	56100/GALMAR00056 P	(Internal Transfers In) Gale, Margaret Ann - Pension (Account Based Pension 5)			0.00
(100,000.00)	56100/GALMAR00057 P	(Internal Transfers In) Gale, Margaret Ann - Pension (Account Based Pension 6)			0.00
(100,000.00)	56100/GALWAY00034 P	(Internal Transfers In) Gale, Wayne - Pension (Account Based Pension 5)			0.00
	56100/GALWAY00440 P	(Internal Transfers In) Gale, Wayne - Pension (Account Based Pension 6)			300,000.00
	57100	Internal Transfers Out			
100,500.00	57100/GALMAR00002 A	(Internal Transfers Out) Gale, Margaret Ann - Accumulation			0.00
100,000.00	57100/GALWAY00002 A	(Internal Transfers Out) Gale, Wayne - Accumulation		300,000.00	
	60400	Bank Accounts			
100.00	60400/CBA10901915	Commonwealth A/c 10901915		100.00	
8,287.07	60400/CMCMarkets16 482290	CMC Markets 16482290		8,316.92	
322,454.72	60400/MBL962279501	Macquarie A/c 962279501		540,429.41	
39,627.10	60400/Westpac Acc: 34-8634	Westpac Acc: 34-8634		39,671.14	
71.87	60400/Westpac Acc:34-8642	Westpac Acc:34-8642		71.88	
51,476.63	68000	Sundry Debtors			0.00
	72300	Derivatives (Options, Hybrids, Future Contracts)			
7.75	72300/ETO Margin Account	ETO Margin Account		7.75	
	77600	Shares in Listed Companies (Australian)			
56,420.00	77600/ANZ.AX	Australia And New Zealand Banking Group Limited	0.0000		0.00
16,020.00	77600/COL.AX	Coles Group Limited.	0.0000		0.00
1,245.00	77600/CWN.AX	Crown Resorts Limited	0.0000		0.00
13,786.66	77600/ORG.AX	Origin Energy Limited	0.0000		0.00
35,490.00	77600/QBE.AX	QBE Insurance Group Limited	0.0000		0.00
43,392.00	77600/WES.AX	Wesfarmers Limited	0.0000		0.00
66,460.00	77600/WOW.AX	Woolworths Group Limited	0.0000		0.00

Gale Family Superannuation Fund

Trial Balance

As at 30 June 2020

Last Year	Code	Account Name	Units	Debits \$	Credits \$
54,540.00	77600/WPL.AX	Woodside Petroleum Ltd	0.0000		0.00
12,245.17	85000	Income Tax Payable/Refundable		12,301.45	
				<u>1,761,965.31</u>	<u>1,761,965.31</u>
Current Year Profit/(Loss): (124,630.92)					

Gale Family Superannuation Fund Interest Reconciliation Report

For The Period 01 July 2019 - 30 June 2020

Date	Payment Amount	Gross Interest	TFN Withheld	Foreign Income	Foreign Credits
Bank Accounts					
MBL962279501 Macquarie A/c 962279501					
31/07/2019	267.24	267.24			
30/08/2019	296.66	296.66			
30/09/2019	272.48	272.48			
31/10/2019	198.42	198.42			
29/11/2019	180.38	180.38			
31/12/2019	180.43	180.43			
31/01/2020	177.62	177.62			
28/02/2020	164.14	164.14			
31/03/2020	86.59	86.59			
30/04/2020	15.29	15.29			
29/05/2020	15.68	15.68			
30/06/2020	18.31	18.31			
	1,873.24	1,873.24			
Westpac Acc: 34-8634 Westpac Acc: 34-8634					
31/07/2019	8.79	8.79			
30/08/2019	4.88	4.88			
30/09/2019	5.05	5.05			
31/10/2019	4.67	4.67			
29/11/2019	3.15	3.15			

Gale Family Superannuation Fund Interest Reconciliation Report

For The Period 01 July 2019 - 30 June 2020

Date	Payment Amount	Gross Interest	TFN Withheld	Foreign Income	Foreign Credits
31/12/2019	3.47	3.47			
31/01/2020	3.36	3.36			
28/02/2020	3.04	3.04			
31/03/2020	2.71	2.71			
30/04/2020	1.62	1.62			
29/05/2020	1.57	1.57			
30/06/2020	1.73	1.73			
	44.04	44.04			

Westpac Acc:34-8642 Westpac Acc:34-8642

31/07/2019	0.01	0.01			
	0.01	0.01			
	1,917.29	1,917.29			

Interest Received ATO

23/07/2019		3.58			
		3.58			
		3.58			

Gale Family Superannuation Fund
Interest Reconciliation Report

For The Period 01 July 2019 - 30 June 2020

Date	Payment Amount	Gross Interest	TFN Withheld	Foreign Income	Foreign Credits
TOTAL	1,917.29	1,920.87			

Tax Return Reconciliation

	Totals	Tax Return Label
Gross Interest	1,920.87	11C

Gale Family Superannuation Fund

Dividend Reconciliation Report

For The Period 01 July 2019 - 30 June 2020

Date	Net Payment Received	Australian Income			Foreign Income			Withheld		
		Unfranked	Franked	Franking Credits	Foreign Income	Foreign Credits	NZ Credits	TFN Withheld	Non-Resident	LIC Deduction
Shares in Listed Companies (Australian)										
ANZ.AX Australia And New Zealand Banking Group Limited										
01/07/2019	1,600.00	0.00	1,600.00	685.71						
18/12/2019	1,600.00	480.00	1,120.00	480.00						
	3,200.00	480.00	2,720.00	1,165.71						
COL.AX Coles Group Limited.										
26/09/2019	426.00	0.00	426.00	182.57						
27/03/2020	360.00	0.00	360.00	154.29						
	786.00	0.00	786.00	336.86						
CWN.AX Crown Resorts Limited										
04/10/2019	30.00	22.50	7.50	3.21						
17/04/2020	30.00	30.00	0.00	0.00						
	60.00	52.50	7.50	3.21						
ORG.AX Origin Energy Limited										
27/09/2019	282.90	0.00	282.90	121.24						
27/03/2020	282.90	0.00	282.90	121.24						
	565.80	0.00	565.80	242.48						

Gale Family Superannuation Fund

Dividend Reconciliation Report

For The Period 01 July 2019 - 30 June 2020

Date	Net Payment Received	Australian Income			Foreign Income			Withheld		
		Unfranked	Franked	Franking Credits	Foreign Income	Foreign Credits	NZ Credits	TFN Withheld	Non-Resident	LIC Deduction
QBE.AX QBE Insurance Group Limited										
04/10/2019	750.00	300.00	450.00	192.86						
09/04/2020	810.00	567.00	243.00	104.14						
	1,560.00	867.00	693.00	297.00						
WES.AX Wesfarmers Limited										
09/10/2019	1,170.00	0.00	1,170.00	501.43						
31/03/2020	1,125.00	0.00	1,125.00	482.14						
	2,295.00	0.00	2,295.00	983.57						
WPL.AX Woodside Petroleum Ltd										
20/09/2019	798.58	0.00	798.58	342.25						
20/03/2020	1,246.98	0.00	1,246.98	534.42						
	2,045.56	0.00	2,045.56	876.67						
	10,512.36	1,399.50	9,112.86	3,905.50						

Gale Family Superannuation Fund
Dividend Reconciliation Report

For The Period 01 July 2019 - 30 June 2020

Date	Net Payment Received	Australian Income			Foreign Income			Withheld		
		Unfranked	Franked	Franking Credits	Foreign Income	Foreign Credits	NZ Credits	TFN Withheld	Non-Resident	LIC Deduction
TOTAL	10,512.36	1,399.50	9,112.86	3,905.50						

Tax Return Reconciliation

	Totals	Tax Return Label
Unfranked	1,399.50	J
Franked Dividends	9,112.86	K
Franking Credits	3,905.50	L

Gale Family Superannuation Fund

Distribution Reconciliation Report

For The Period 01 July 2019 - 30 June 2020

Date	Non Primary Production Income (A) * ₁				Distributed Capital Gains (B) * ₂				Foreign Income * ₃		Non-Assessable			Taxable Income		
	Payment Received	Franked	Unfranked	Interest/ Other	Franking Credits	Discounted (After Discount)	Rate * ₅	CGT Concession	Indexed	Other	Foreign Income	Foreign Credits	Tax Exempt		Tax Free	Tax Deferred / AMIT * ₆
Derivatives (Options, Hybrids, Future Contracts)																
Options Positions.AX Options Positions Options Positions																
05/02/2020	(0.15)						S								0.00	(0.15)
	(0.15)														0.00	(0.15)
<i>Net Cash Distribution:</i>		(0.15)														
	(0.15)														0.00	(0.15)
Shares in Listed Companies (Australian)																
GALE0010_OPTIONS1 Options Account																
12/07/2019	860.01			860.01			S								0.00	860.01
26/07/2019	(1.71)			(1.71)			S								0.00	(1.71)
	858.30			858.30											0.00	858.30
<i>Net Cash Distribution:</i>		858.30														
	858.30			858.30											0.00	858.30

Gale Family Superannuation Fund

Distribution Reconciliation Report

For The Period 01 July 2019 - 30 June 2020

Date	Non Primary Production Income (A) * ₁			Distributed Capital Gains (B) * ₂					Foreign Income * ₃		Non-Assessable			Taxable Income		
	Payment Received	Franked	Unfranked	Interest/ Other	Franking Credits	Discounted (After Discount)	Rate * ₅	CGT Concession	Indexed	Other	Foreign Income	Foreign Credits	Tax Exempt		Tax Free	Tax Deferred / AMIT * ₆
TOTAL	858.15			858.30											0.00	858.15

Total Distributed Gains

Discount Rate	Discounted	Gross
Superfund 1/3	0.00	0.00
Individual 50%(I)	0.00	0.00
Total	0.00	0.00

*₁ Summary of Non Primary Production Income (A)

Tax Label	Franked	Unfranked	Interest/Other	Less Other Deduction	Income Before Credits * ₇	Franking Credits	Total Including Credits
11M Gross trust distributions			858.30	0.15	858.15		858.15

*₂ Forms part of the Net Capital Gains calculation for Tax Label 11A.

*₃ Forms part of the Foreign Credits calculation for Tax Label 11D, D1, 13C1.

*₄ Taxable Income is designed to match Tax Statement provided by Fund Manager.

Taxable Income in the SMSF Annual Return will be different due to application of Capital Losses in Net Capital Gain calculation and application of different discount method.

*₅ This is the discount rate selected for the transaction. "S" being Super Funds at 1/3 and "I" being Individual at 50%.

*₆ AMIT cost base net increase is reflected as negative amount i.e. negative tax deferred and AMIT cost base net decrease is reflected as positive amount i.e. positive tax deferred.

*₇ Sum of Income Before Credits reconciles with Taxable Trust Distributions in Statement of Taxable Income.

^ Variance between Payment Received and Net Cash Distribution.

Gale Family Superannuation Fund

Contributions Breakdown Report

For The Period 01 July 2019 - 30 June 2020

Summary

Member	D.O.B	Age (at 30/06/2019)	Total Super Balance (at 30/06/2019) *1	Concessional	Non-Concessional	Other	Reserves	Total
Gale, Margaret Ann	07/11/1954	64	216,234.02	0.00	0.00	0.00	0.00	0.00
Gale, Wayne	28/08/1954	64	505,389.95	0.00	300,000.00	0.00	0.00	300,000.00
All Members				0.00	300,000.00	0.00	0.00	300,000.00

*1 Total Super Balance is per individual across funds within a firm.

Contribution Caps

Member	Contribution Type	Contributions	Cap	Current Position
Gale, Margaret Ann	Concessional	0.00	50,000.00	50,000.00 Below Cap
	(5 year carry forward cap available)			
	Non-Concessional	0.00	100,000.00	100,000.00 Below Cap
Gale, Wayne	Concessional	0.00	25,000.00	25,000.00 Below Cap
	Non-Concessional	300,000.00	300,000.00	At Limit
	(Bring Forward Cap triggered)			

Carry Forward Unused Concessional Contribution Cap

Member	2015	2016	2017	2018	2019	2020	Current Position
Gale, Margaret Ann							
Concessional Contribution Cap	35,000.00	35,000.00	35,000.00	25,000.00	25,000.00	25,000.00	
Concessional Contribution	0.00	0.00	0.00	0.00	0.00	0.00	
Unused Concessional Contribution	0.00	0.00	0.00	0.00	25,000.00	25,000.00	
Cumulative Carry Forward Unused	N/A	N/A	N/A	N/A	0.00	25,000.00	
Maximum Cap Available	35,000.00	35,000.00	35,000.00	25,000.00	25,000.00	50,000.00	50,000.00 Below Cap
Total Super Balance	0.00	0.00	0.00	199,633.79	201,446.41	216,234.02	

Gale, Wayne

Concessional Contribution Cap	35,000.00	35,000.00	35,000.00	25,000.00	25,000.00	25,000.00	
Concessional Contribution	34,813.33	29,436.75	0.00	0.00	0.00	0.00	
Unused Concessional Contribution	0.00	0.00	0.00	0.00	25,000.00	25,000.00	
Cumulative Carry Forward Unused	N/A	N/A	N/A	N/A	0.00	0.00	
Maximum Cap Available	35,000.00	35,000.00	35,000.00	25,000.00	25,000.00	25,000.00	25,000.00 Below Cap
Total Super Balance	0.00	0.00	0.00	518,664.50	525,223.78	505,389.95	

NCC Bring Forward Caps

1, 2, 3 Year in the bring forward period.

Member	Bring Forward Cap	2017	2018	2019	2020	Total	Current Position
Gale, Margaret Ann	N/A	4,000.00	100,000.00	100,000.00	0.00	N/A	Bring Forward Not Triggered
Gale, Wayne	300,000.00	1,000.00	100,000.00	100,000.00	300,000.00 ¹	300,000.00	At Limit

Gale, Wayne

Date	Transaction Description	Contribution Type	Ledger Data				SuperStream Data						
			Concessional	Non-Concession	Other	Reserves	Contribution	Employer	Concessional	Non-Concess	Other		
29/07/2019	WGALE RECONTRIB DF	Personal - Non-Concessional		300,000.00									
Total - Gale, Wayne			0.00	300,000.0	0.00	0.00				0.00	0.00	0.00	
Total for all members			0.00	300,000.00	0.00	0.00							

Gale Family Superannuation Fund

Contributions Summary Report

For The Period 01 July 2019 - 30 June 2020

Wayne Gale

Date of Birth: 28/08/1954
Age: 65 (at year end)
Member Code: GALWAY00002A
Total Super Balance*¹ as at 30/06/2019: 505,389.95

Contributions Summary

2020

Non-Concessional Contribution

Personal - Non-Concessional	300,000.00
	<hr/>
	300,000.00

Total Contributions

	<hr/>
	300,000.00
	<hr/>

*1 Total Super Balance is per individual across funds within a firm.

Gale Family Superannuation Fund
Investment Summary Report

As at 30 June 2020

Investment	Units	Market Price	Market Value	Average Cost	Accounting Cost	Unrealised Gain/(Loss)	Gain/(Loss)%	Portfolio Weight%
Cash/Bank Accounts								
CMC Markets 16482290		8,316.920000	8,316.92	8,316.92	8,316.92			1.41 %
Commonwealth A/c 10901915		100.000000	100.00	100.00	100.00			0.02 %
Macquarie A/c 962279501		540,429.410000	540,429.41	540,429.41	540,429.41			91.82 %
Westpac Acc: 34-8634		39,671.140000	39,671.14	39,671.14	39,671.14			6.74 %
Westpac Acc:34-8642		71.880000	71.88	71.88	71.88			0.01 %
			588,589.35		588,589.35		0.00 %	100.00 %
Derivatives (Options, Hybrids, Future Contracts)								
ETO Margin Account		7.750000	7.75	7.75	7.75			0.00 %
			7.75		7.75		0.00 %	0.00 %
			588,597.10		588,597.10		0.00 %	100.00 %

Gale Family Superannuation Fund

Investment Summary with Market Movement

As at 30 June 2020

Investment	Units	Market Price	Market Value	Average Cost	Accounting Cost	Overall	Unrealised Current Year	Realised Movement
Cash/Bank Accounts								
CMC Markets 16482290		8,316.920000	8,316.92	8,316.92	8,316.92			
Commonwealth A/c 10901915		100.000000	100.00	100.00	100.00			
Macquarie A/c 962279501		540,429.410000	540,429.41	540,429.41	540,429.41			
Westpac Acc: 34-8634		39,671.140000	39,671.14	39,671.14	39,671.14			
Westpac Acc:34-8642		71.880000	71.88	71.88	71.88			
			588,589.35		588,589.35			
Derivatives (Options, Hybrids, Future Contracts)								
ETO Margin Account		7.750000	7.75	7.75	7.75			
			7.75		7.75			
Shares in Listed Companies (Australian)								
ANZ.AX	Australia And New Zealand Banking Group Limited	0.00	18.640000	0.00	0.00	0.00	2,032.56	(21,622.73)
CCL.AX	Coca-cola Amatil Limited	0.00	8.660000	0.00	0.00	(0.01)	0.00	0.00
COL.AX	Coles Group Limited.	0.00	17.170000	0.00	0.00	0.00	1,061.17	1,859.34
CWN.AX	Crown Resorts Limited	0.00	9.670000	0.00	0.00	0.00	138.70	(424.20)
ORG.AX	Origin Energy Limited	0.00	5.840000	0.00	0.00	0.00	6,398.02	(9,488.89)
PRU.AX	Perseus Mining Limited	0.00	1.310000	0.00	0.00	0.00	0.00	1,911.02
QBE.AX	QBE Insurance Group Limited	0.00	8.860000	0.00	0.00	0.00	(2,643.46)	(8,026.03)
WES.AX	Wesfarmers Limited	0.00	44.830000	0.00	0.00	(0.02)	(1,389.22)	8,285.43
WPL.AX	Woodside Petroleum Ltd	0.00	21.650000	0.00	0.00	0.00	(2,803.48)	(20,201.92)
WOW.AX	Woolworths Group Limited	0.00	37.280000	0.00	0.00	0.00	(9,271.58)	11,752.48
			0.00		(0.01)	0.01	(6,477.29)	(35,955.50)
			588,597.10		588,597.09	0.01	(6,477.29)	(35,955.50)

Gale Family Superannuation Fund

Investment Movement Report

As at 30 June 2020

Investment	Opening Balance		Additions		Disposals			Closing Balance		
	Units	Cost	Units	Cost	Units	Cost	Accounting Profit/(Loss)	Units	Cost	Market Value
Bank Accounts										
CMC Markets 16482290		8,287.07		60.00		(30.15)			8,316.92	8,316.92
Commonwealth A/c 10901915		100.00							100.00	100.00
Macquarie A/c 962279501		322,454.72		679,201.87		(461,227.18)			540,429.41	540,429.41
Westpac Acc: 34-8634		39,627.10		44.04					39,671.14	39,671.14
Westpac Acc:34-8642		71.87		0.01					71.88	71.88
		370,540.76		679,305.92		(461,257.33)			588,589.35	588,589.35
Derivatives (Options, Hybrids, Future Contracts)										
ETO Margin Account		7.75							7.75	7.75
		7.75							7.75	7.75
Shares in Listed Companies (Australian)										
Australia And New Zealand Banking Group Limited	2,000.00	58,452.56			(2,000.00)	(58,452.56)	(21,622.73)		0.00	
Coles Group Limited.	1,200.00	17,081.17			(1,200.00)	(17,081.17)	1,859.34		0.00	
Crown Resorts Limited	100.00	1,383.70			(100.00)	(1,383.70)	(424.20)		0.00	

Gale Family Superannuation Fund

Investment Movement Report

As at 30 June 2020

Investment	Opening Balance		Additions		Disposals			Closing Balance		
	Units	Cost	Units	Cost	Units	Cost	Accounting Profit/(Loss)	Units	Cost	Market Value
Origin Energy Limited	1,886.00	20,184.68			(1,886.00)	(20,184.68)	(9,488.89)			0.00
Perseus Mining Limited			10,000.00	9,919.49	(10,000.00)	(9,919.49)	1,911.02			0.00
QBE Insurance Group Limited	3,000.00	32,846.54			(3,000.00)	(32,846.54)	(8,026.03)			0.00
Wesfarmers Limited	1,200.00	42,002.76	1,433.00	55,962.98	(2,633.00)	(97,965.76)	8,285.43			(0.02)
Woodside Petroleum Ltd	1,500.00	51,736.52			(1,500.00)	(51,736.52)	(20,201.92)			0.00
Woolworths Group Limited	2,000.00	57,188.42			(2,000.00)	(57,188.42)	11,752.48			0.00
	280,876.35	65,882.47			(346,758.84)	(35,955.50)	(35,955.50)			(0.02)
	651,424.86	745,188.39			(808,016.17)	(35,955.50)		588,597.08		588,597.10

Gale Family Superannuation Fund

Realised Capital Gains Report

For The Period 01 July 2019 - 30 June 2020

Investment		Accounting Treatment				Tax Treatment						
Purchase Contract Date	Disposal Contract Date	Units	Cost	Proceeds	Accounting Profit/(Loss)	Adjusted Cost Base	Reduced Cost Base	Indexed Cost Base	Indexed Gains	Discounted Gains (Gross)	Other Gains	Capital Loss
Shares in Listed Companies (Australian)												
Australia And New Zealand Banking Group Limited												
13/08/2018	16/06/2020	2,000.00	58,452.56	36,829.83	(21,622.73)	58,452.56	58,452.56	0.00	0.00	0.00	0.00	(21,622.73)
		2,000.00	58,452.56	36,829.83	(21,622.73)	58,452.56	58,452.56	0.00	0.00	0.00	0.00	(21,622.73)
Coles Group Limited.												
01/08/2018	16/06/2020	1,150.00	16,518.42	18,151.32	1,632.91	16,518.42	16,518.42	0.00	0.00	1,632.91	0.00	0.00
04/06/2013	16/06/2020	50.00	562.75	789.19	226.44	562.75	562.75	0.00	0.00	226.44	0.00	0.00
		1,200.00	17,081.17	18,940.51	1,859.35	17,081.17	17,081.17	0.00	0.00	1,859.35	0.00	0.00
Crown Resorts Limited												
14/10/2014	16/06/2020	100.00	1,383.70	959.50	(424.20)	1,383.70	1,383.70	0.00	0.00	0.00	0.00	(424.20)
		100.00	1,383.70	959.50	(424.20)	1,383.70	1,383.70	0.00	0.00	0.00	0.00	(424.20)
Origin Energy Limited												
10/07/2014	16/06/2020	1,200.00	17,440.68	6,805.38	(10,635.30)	17,440.68	17,440.68	0.00	0.00	0.00	0.00	(10,635.30)
04/11/2015	16/06/2020	686.00	2,744.00	3,890.41	1,146.41	2,744.00	2,744.00	0.00	0.00	1,146.41	0.00	0.00
		1,886.00	20,184.68	10,695.79	(9,488.89)	20,184.68	20,184.68	0.00	0.00	1,146.41	0.00	(10,635.30)
Perseus Mining Limited												
11/12/2019	16/06/2020	10,000.00	9,919.49	11,830.51	1,911.02	9,919.49	9,919.49	0.00	0.00	0.00	1,911.02	0.00
		10,000.00	9,919.49	11,830.51	1,911.02	9,919.49	9,919.49	0.00	0.00	0.00	1,911.02	0.00
QBE Insurance Group Limited												
30/08/2018	16/06/2020	3,000.00	32,846.54	24,820.51	(8,026.03)	32,846.54	32,846.54	0.00	0.00	0.00	0.00	(8,026.03)

Gale Family Superannuation Fund

Realised Capital Gains Report

For The Period 01 July 2019 - 30 June 2020

Investment		Accounting Treatment				Tax Treatment						
Purchase Contract Date	Disposal Contract Date	Units	Cost	Proceeds	Accounting Profit/(Loss)	Adjusted Cost Base	Reduced Cost Base	Indexed Cost Base	Indexed Gains	Discounted Gains (Gross)	Other Gains	Capital Loss
Shares in Listed Companies (Australian)												
		3,000.00	32,846.54	24,820.51	(8,026.03)	32,846.54	32,846.54	0.00	0.00	0.00	0.00	(8,026.03)
Wesfarmers Limited												
04/06/2013	29/07/2019	50.00	1,383.81	1,891.43	507.62	1,383.81	1,383.81	0.00	0.00	507.62	0.00	0.00
01/08/2018	29/07/2019	1,083.00	38,252.47	40,968.34	2,715.87	38,252.47	38,252.47	0.00	0.00	0.00	2,715.87	0.00
01/08/2018	16/06/2020	67.00	2,366.50	2,831.48	464.99	2,366.50	2,366.50	0.00	0.00	464.99	0.00	0.00
12/08/2019	16/06/2020	1,433.00	55,962.98	60,559.93	4,596.95	55,962.98	55,962.98	0.00	0.00	0.00	4,596.95	0.00
		2,633.00	97,965.76	106,251.18	8,285.43	97,965.76	97,965.76	0.00	0.00	972.61	7,312.82	0.00
Woodside Petroleum Ltd												
21/05/2018	16/06/2020	1,500.00	51,736.52	31,534.60	(20,201.92)	51,736.52	51,736.52	0.00	0.00	0.00	0.00	(20,201.92)
		1,500.00	51,736.52	31,534.60	(20,201.92)	51,736.52	51,736.52	0.00	0.00	0.00	0.00	(20,201.92)
Woolworths Group Limited												
26/02/2019	29/07/2019	2,000.00	57,188.42	68,940.90	11,752.48	57,188.42	57,188.42	0.00	0.00	0.00	11,752.48	0.00
		2,000.00	57,188.42	68,940.90	11,752.48	57,188.42	57,188.42	0.00	0.00	0.00	11,752.48	0.00
		24,319.00	346,758.84	310,803.33	(35,955.49)	346,758.84	346,758.84	0.00	0.00	3,978.37	20,976.32	(60,910.18)
		24,319.00	346,758.84	310,803.33	(35,955.49)	346,758.84	346,758.84	0.00	0.00	3,978.37	20,976.32	(60,910.18)

Gale Family Superannuation Fund

Capital Gains Reconciliation Report

For The Period 01 July 2019 - 30 June 2020

	Total	Discounted	Indexed	Other	Notional
Losses available to offset					
Carried forward from prior losses	0.00				
Carried forward from prior losses - Collectables	0.00				
Current year capital losses	0.00				
Current year capital losses - Collectables	0.00				
Total Losses Available	0.00				
Total Losses Available - Collectables	0.00				
Capital Gains					
Capital gains from disposal of assets	0.00	0.00	0.00	0.00	0.00
Capital gains from disposal of assets - Collectables	0.00	0.00	0.00	0.00	0.00
Capital gains from trust distributions	0.00	0.00	0.00	0.00	0.00
Capital Gains Before Losses applied	0.00	0.00	0.00	0.00	0.00
Losses and discount applied					
Losses applied	0.00	0.00	0.00	0.00	0.00
Losses applied - Collectables	0.00	0.00	0.00	0.00	0.00
Capital gains after losses applied	0.00	0.00	0.00	0.00	0.00
Capital gains after losses applied - Collectables	0.00	0.00	0.00	0.00	0.00
CGT Discount applied	0.00				
CGT Discount applied - Collectables	0.00				

Gale Family Superannuation Fund

Capital Gains Reconciliation Report

For The Period 01 July 2019 - 30 June 2020

	Total	Discounted	Indexed	Other	Notional
Net Capital Gain					
Net capital gain	0.00				
Net capital gain - Collectables	0.00				
Total Net Capital Gain (11A)	0.00				
Net Capital Losses Carried Forward to later income					
Net Capital Losses Carried Forward to later income years	0.00				
Net Capital Losses Carried Forward to later income years - Collectables	0.00				
Total Net Capital Losses Carried Forward to later income years (14V)	0.00				

Note

Refer to Realised Gains Report for details of Disposals at a Security level

Refer to Distribution Reconciliation Report for Trust Distribution details at a Security level

Gale Family Superannuation Fund

Investment Income Comparison Report

As at 30 June 2020

Investment	Ledger Data				ASX & UUT Data							
	Transaction Date	Income Amount	Franking Credit	Date Payable	Ex Div/Dist Date	Units On Hand	45 Day Qualified	Amount per share/unit	Estimated Income	Estimated Franking*		
Reconciled												
Shares in Listed Companies (Australian)												
ANZ.AX	Australia And New Zealand Banking Group Limited	01/07/2019	1,600.00	685.71	01/07/2019	13/05/2019	2,000.00	2,000.00	0.8000	1,600.00	685.71	
ANZ.AX	Australia And New Zealand Banking Group Limited	18/12/2019	1,600.00	480.00	18/12/2019	11/11/2019	2,000.00	2,000.00	0.8000	1,600.00	480.00	
COL.AX	Coles Group Limited.	26/09/2019	426.00	182.57	26/09/2019	28/08/2019	1,200.00	1,200.00	0.3550	426.00	182.57	
COL.AX	Coles Group Limited.	27/03/2020	360.00	154.29	27/03/2020	27/02/2020	1,200.00	1,200.00	0.3000	360.00	154.29	
CWN.AX	Crown Resorts Limited	04/10/2019	30.00	3.21	04/10/2019	19/09/2019	100.00	100.00	0.3000	30.00	3.21	
CWN.AX	Crown Resorts Limited	17/04/2020	30.00	0.00	17/04/2020	19/03/2020	100.00	100.00	0.3000	30.00	0.00	
ORG.AX	Origin Energy Limited	27/09/2019	282.90	121.24	27/09/2019	02/09/2019	1,886.00	1,886.00	0.1500	282.90	121.24	
ORG.AX	Origin Energy Limited	27/03/2020	282.90	121.24	27/03/2020	02/03/2020	1,886.00	1,886.00	0.1500	282.90	121.24	
QBE.AX	QBE Insurance Group Limited	04/10/2019	750.00	192.86	04/10/2019	22/08/2019	3,000.00	3,000.00	0.2500	750.00	192.86	
QBE.AX	QBE Insurance Group Limited	09/04/2020	810.00	104.14	09/04/2020	05/03/2020	3,000.00	3,000.00	0.2700	810.00	104.14	
WES.AX	Wesfarmers Limited	09/10/2019	1,170.00	501.43	09/10/2019	30/08/2019	1,500.00	1,500.00	0.7800	1,170.00	501.43	
WES.AX	Wesfarmers Limited	31/03/2020	1,125.00	482.14	31/03/2020	24/02/2020	1,500.00	1,500.00	0.7500	1,125.00	482.14	
WPL.AX	Woodside Petroleum Ltd	20/09/2019	798.58	342.25	20/09/2019	26/08/2019	1,500.00	1,500.00	0.5324	798.58	342.25	
WPL.AX	Woodside Petroleum Ltd	20/03/2020	1,246.98	534.42	20/03/2020	24/02/2020	1,500.00	1,500.00	0.8313	1,246.98	534.42	
			10,512.36	3,905.50						6.5687	10,512.36	3,905.50
Unreconciled												
Derivatives (Options, Hybrids, Future Contracts)												
Options Positions.AX	Options Positions	05/02/2020	(0.15)									
			(0.15)									

10,512.21	3,905.50	6,5687	10,512.36	3,905.50
------------------	-----------------	---------------	------------------	-----------------

*Franking credit is estimated using 45 day qualified units. The estimation might not be accurate for preference shares and hedging arrangements.

Gale Family Superannuation Fund
Members Summary

As at 30 June 2020

Opening Balances	Increases				Decreases					Closing Balance	
	Contributions	Transfers In	Net Earnings	Insurance Proceeds	Pensions Paid	Contributions Tax	Taxes Paid	Benefits Paid/ Transfers Out	Insurance Premiums		Member Expenses
Wayne Gale (Age: 65)											
GALWAY00001P - Account Based Pension 4 - Tax Free: 39.69%											
301,641.62			2,358.89		303,200.00						800.51
GALWAY00002A - Accumulation											
	300,000.00							300,000.00			
GALWAY00003P - Account Based Pension 3 - Tax Free: 31.68%											
GALWAY00004P - Account Based Pension - Tax Free: 17.22%											
GALWAY00005P - Account Based Pension 2 - Tax Free: 100.00%											
103,152.29			(4,687.45)		15,250.00						83,214.84
GALWAY00034P - Account Based Pension 5 - Tax Free: 100.00%											
100,596.04			(4,606.15)		14,650.00						81,339.89
GALWAY00440P - Account Based Pension 6 - Tax Free: 100.00%											
		300,000.00	(15,479.15)		39,800.00						244,720.85
505,389.95	300,000.00	300,000.00	(22,413.86)		372,900.00			300,000.00			410,076.09

Margaret Ann Gale (Age: 65)

Gale Family Superannuation Fund

Members Summary

As at 30 June 2020

Opening Balances	Increases				Decreases					Closing Balance	
	Contributions	Transfers In	Net Earnings	Insurance Proceeds	Pensions Paid	Contributions Tax	Taxes Paid	Benefits Paid/Transfers Out	Insurance Premiums		Member Expenses
GALMAR00001P - Pension - Tax Free: 32.09%											
11,454.31			(110.54)		11,230.00						113.77
GALMAR00002A - Accumulation											
GALMAR00003P - Account Based Pension 2 - Tax Free: 100.00%											
GALMAR00004P - Account Based Pension 3 - Tax Free: 96.87%											
GALMAR00005P - Account Based Pension 4 - Tax Free: 100.00%											
104,184.35			(4,838.21)		2,170.00						97,176.14
GALMAR000056P - Account Based Pension 5 - Tax Free: 100.00%											
GALMAR000057P - Account Based Pension 6 - Tax Free: 100.00%											
100,595.36			(4,662.81)		2,400.00						93,532.55
216,234.02			(9,611.56)		15,800.00						190,822.46
721,623.97	300,000.00	300,000.00	(32,025.42)		388,700.00			300,000.00			600,898.55

Gale Family Superannuation Fund

Members Statement

Wayne Gale
 27 Yaldara Street
 Carseldine, Queensland, 4034, Australia

Your Details

Date of Birth : 28/08/1954
 Age: 65
 Tax File Number: Provided
 Date Joined Fund: 20/11/2008
 Service Period Start Date: 04/01/1971
 Date Left Fund:
 Member Code: GALWAY00001P
 Account Start Date: 01/07/2017
 Account Phase: Retirement Phase
 Account Description: Account Based Pension 4

Nominated Beneficiaries Margaret Ann Gale
 Vested Benefits 800.51
 Total Death Benefit 800.51
 Current Salary 0.00
 Previous Salary 0.00
 Disability Benefit 0.00

Your Balance

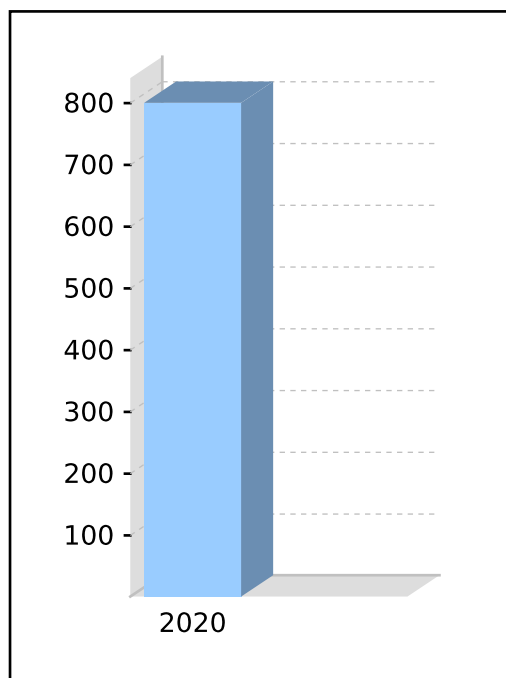
Total Benefits 800.51

Preservation Components

Preserved (145,600.00)
 Unrestricted Non Preserved 146,400.51
 Restricted Non Preserved

Tax Components

Tax Free (39.69%) 326.89
 Taxable 473.62



Your Detailed Account Summary

	This Year
Opening balance at 01/07/2019	301,641.62
<u>Increases to Member account during the period</u>	
Employer Contributions	
Personal Contributions (Concessional)	
Personal Contributions (Non Concessional)	
Government Co-Contributions	
Other Contributions	
Proceeds of Insurance Policies	
Transfers In	
Net Earnings	2,358.89
Internal Transfer In	
<u>Decreases to Member account during the period</u>	
Pensions Paid	303,200.00
Contributions Tax	
Income Tax	
No TFN Excess Contributions Tax	
Excess Contributions Tax	
Refund Excess Contributions	
Division 293 Tax	
Insurance Policy Premiums Paid	
Management Fees	
Member Expenses	
Benefits Paid/Transfers Out	
Superannuation Surcharge Tax	
Internal Transfer Out	
Closing balance at 30/06/2020	800.51

Gale Family Superannuation Fund

Members Statement

Wayne Gale
 27 Yaldara Street
 Carseldine, Queensland, 4034, Australia

Your Details

Date of Birth : 28/08/1954
 Age: 65
 Tax File Number: Provided
 Date Joined Fund: 20/11/2008
 Service Period Start Date: 04/01/1971
 Date Left Fund:
 Member Code: GALWAY00002A
 Account Start Date: 20/11/2008
 Account Phase: Accumulation Phase
 Account Description: Accumulation

Nominated Beneficiaries N/A
 Vested Benefits
 Total Death Benefit 0.00
 Current Salary 0.00
 Previous Salary 0.00
 Disability Benefit 0.00

Your Balance

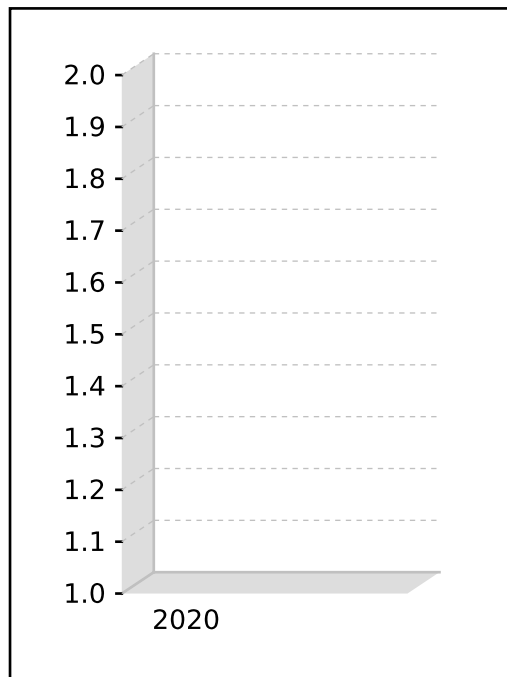
Total Benefits

Preservation Components

Preserved
 Unrestricted Non Preserved
 Restricted Non Preserved

Tax Components

Tax Free
 Taxable



Your Detailed Account Summary

	This Year
Opening balance at 01/07/2019	
<u>Increases to Member account during the period</u>	
Employer Contributions	
Personal Contributions (Concessional)	
Personal Contributions (Non Concessional)	300,000.00
Government Co-Contributions	
Other Contributions	
Proceeds of Insurance Policies	
Transfers In	
Net Earnings	
Internal Transfer In	
<u>Decreases to Member account during the period</u>	
Pensions Paid	
Contributions Tax	
Income Tax	
No TFN Excess Contributions Tax	
Excess Contributions Tax	
Refund Excess Contributions	
Division 293 Tax	
Insurance Policy Premiums Paid	
Management Fees	
Member Expenses	
Benefits Paid/Transfers Out	
Superannuation Surcharge Tax	
Internal Transfer Out	300,000.00
Closing balance at 30/06/2020	0.00

Gale Family Superannuation Fund

Members Statement

Wayne Gale
 27 Yaldara Street
 Carseldine, Queensland, 4034, Australia

Your Details

Date of Birth : 28/08/1954
 Age: 65
 Tax File Number: Provided
 Date Joined Fund: 20/11/2008
 Service Period Start Date: 04/01/1971
 Date Left Fund:
 Member Code: GALWAY00003P
 Account Start Date 01/07/2017
 Account Phase: Retirement Phase
 Account Description: Account Based Pension 3

Nominated Beneficiaries Margaret Ann Gale
 Vested Benefits
 Total Death Benefit 0.00
 Current Salary 0.00
 Previous Salary 0.00
 Disability Benefit 0.00

Your Balance

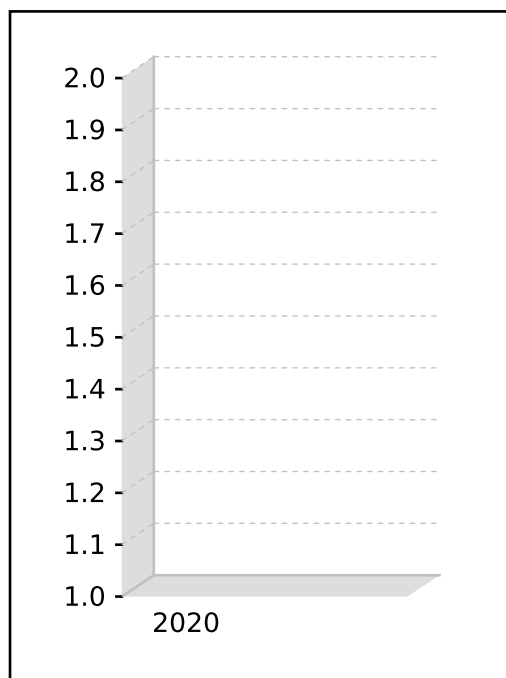
Total Benefits

Preservation Components

Preserved (1,800.00)
 Unrestricted Non Preserved 1,800.00
 Restricted Non Preserved

Tax Components

Tax Free (31.68%) 1.18
 Taxable (1.18)



Your Detailed Account Summary

This Year

Opening balance at 01/07/2019

Increases to Member account during the period

Employer Contributions
 Personal Contributions (Concessional)
 Personal Contributions (Non Concessional)
 Government Co-Contributions
 Other Contributions
 Proceeds of Insurance Policies
 Transfers In
 Net Earnings
 Internal Transfer In

Decreases to Member account during the period

Pensions Paid
 Contributions Tax
 Income Tax
 No TFN Excess Contributions Tax
 Excess Contributions Tax
 Refund Excess Contributions
 Division 293 Tax
 Insurance Policy Premiums Paid
 Management Fees
 Member Expenses
 Benefits Paid/Transfers Out
 Superannuation Surcharge Tax
 Internal Transfer Out

Closing balance at 30/06/2020 0.00

Gale Family Superannuation Fund

Members Statement

Wayne Gale
 27 Yaldara Street
 Carseldine, Queensland, 4034, Australia

Your Details

Date of Birth : 28/08/1954
 Age: 65
 Tax File Number: Provided
 Date Joined Fund: 20/11/2008
 Service Period Start Date: 04/01/1971
 Date Left Fund:
 Member Code: GALWAY00004P
 Account Start Date: 01/07/2017
 Account Phase: Retirement Phase
 Account Description: Account Based Pension

Nominated Beneficiaries: Margaret Ann Gale
 Vested Benefits
 Total Death Benefit: 0.00
 Current Salary: 0.00
 Previous Salary: 0.00
 Disability Benefit: 0.00

Your Balance

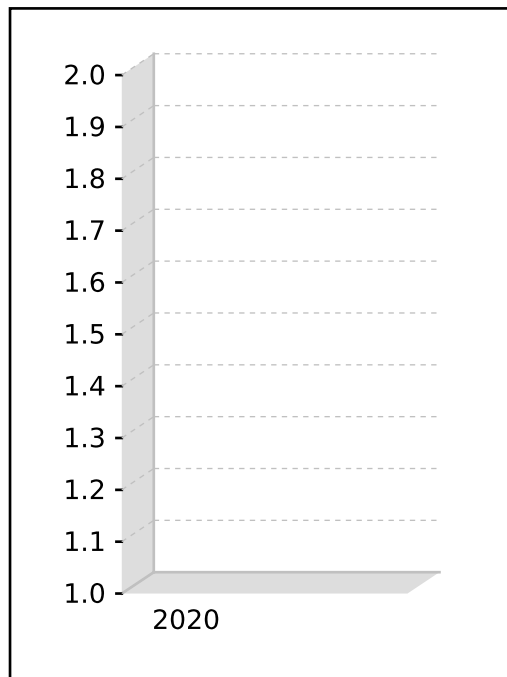
Total Benefits

Preservation Components

Preserved (31,941.58)
 Unrestricted Non Preserved 31,941.58
 Restricted Non Preserved

Tax Components

Tax Free (17.22%) (0.34)
 Taxable 0.34



Your Detailed Account Summary

This Year

Opening balance at 01/07/2019

Increases to Member account during the period

Employer Contributions
 Personal Contributions (Concessional)
 Personal Contributions (Non Concessional)
 Government Co-Contributions
 Other Contributions
 Proceeds of Insurance Policies
 Transfers In
 Net Earnings
 Internal Transfer In

Decreases to Member account during the period

Pensions Paid
 Contributions Tax
 Income Tax
 No TFN Excess Contributions Tax
 Excess Contributions Tax
 Refund Excess Contributions
 Division 293 Tax
 Insurance Policy Premiums Paid
 Management Fees
 Member Expenses
 Benefits Paid/Transfers Out
 Superannuation Surcharge Tax
 Internal Transfer Out

Closing balance at 30/06/2020 0.00

Gale Family Superannuation Fund

Members Statement

Wayne Gale
 27 Yaldara Street
 Carseldine, Queensland, 4034, Australia

Your Details

Date of Birth : 28/08/1954
 Age: 65
 Tax File Number: Provided
 Date Joined Fund: 20/11/2008
 Service Period Start Date: 04/01/1971
 Date Left Fund:
 Member Code: GALWAY00005P
 Account Start Date: 25/06/2018
 Account Phase: Retirement Phase
 Account Description: Account Based Pension 2

Nominated Beneficiaries Margaret Ann Gale
 Vested Benefits 83,214.84
 Total Death Benefit 83,214.84
 Current Salary 0.00
 Previous Salary 0.00
 Disability Benefit 0.00

Your Balance

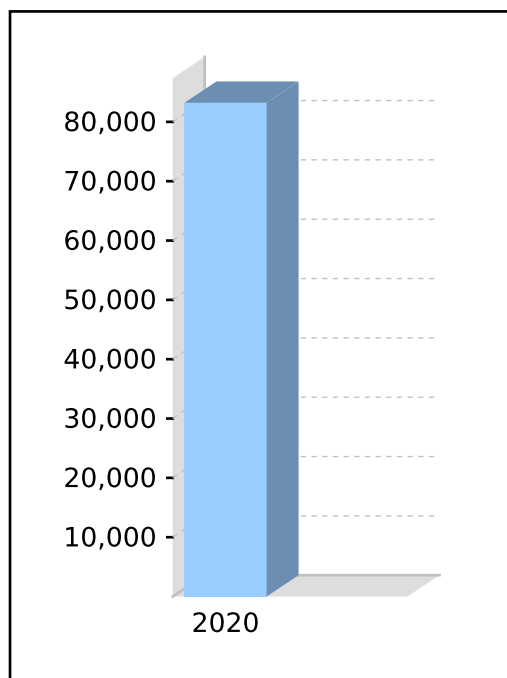
Total Benefits 83,214.84

Preservation Components

Preserved
 Unrestricted Non Preserved 83,214.84
 Restricted Non Preserved

Tax Components

Tax Free (100.00%) 83,214.84
 Taxable



Your Detailed Account Summary

	This Year
Opening balance at 01/07/2019	103,152.29
<u>Increases to Member account during the period</u>	
Employer Contributions	
Personal Contributions (Concessional)	
Personal Contributions (Non Concessional)	
Government Co-Contributions	
Other Contributions	
Proceeds of Insurance Policies	
Transfers In	
Net Earnings	(4,687.45)
Internal Transfer In	
<u>Decreases to Member account during the period</u>	
Pensions Paid	15,250.00
Contributions Tax	
Income Tax	
No TFN Excess Contributions Tax	
Excess Contributions Tax	
Refund Excess Contributions	
Division 293 Tax	
Insurance Policy Premiums Paid	
Management Fees	
Member Expenses	
Benefits Paid/Transfers Out	
Superannuation Surcharge Tax	
Internal Transfer Out	
Closing balance at 30/06/2020	83,214.84

Gale Family Superannuation Fund

Members Statement

Wayne Gale
 27 Yaldara Street
 Carseldine, Queensland, 4034, Australia

Your Details

Date of Birth : 28/08/1954
 Age: 65
 Tax File Number: Provided
 Date Joined Fund: 20/11/2008
 Service Period Start Date: 04/01/1971
 Date Left Fund:
 Member Code: GALWAY00034P
 Account Start Date: 31/05/2019
 Account Phase: Retirement Phase
 Account Description: Account Based Pension 5

Nominated Beneficiaries: Margaret Ann Gale
 Vested Benefits: 81,339.89
 Total Death Benefit: 81,339.89
 Current Salary: 0.00
 Previous Salary: 0.00
 Disability Benefit: 0.00

Your Balance

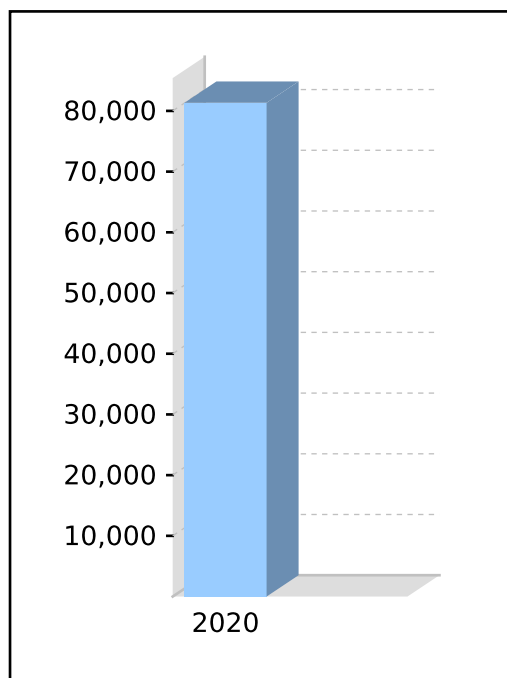
Total Benefits 81,339.89

Preservation Components

Preserved
 Unrestricted Non Preserved 81,339.89
 Restricted Non Preserved

Tax Components

Tax Free (100.00%) 81,339.89
 Taxable



Your Detailed Account Summary

	This Year
Opening balance at 01/07/2019	100,596.04
<u>Increases to Member account during the period</u>	
Employer Contributions	
Personal Contributions (Concessional)	
Personal Contributions (Non Concessional)	
Government Co-Contributions	
Other Contributions	
Proceeds of Insurance Policies	
Transfers In	
Net Earnings	(4,606.15)
Internal Transfer In	
<u>Decreases to Member account during the period</u>	
Pensions Paid	14,650.00
Contributions Tax	
Income Tax	
No TFN Excess Contributions Tax	
Excess Contributions Tax	
Refund Excess Contributions	
Division 293 Tax	
Insurance Policy Premiums Paid	
Management Fees	
Member Expenses	
Benefits Paid/Transfers Out	
Superannuation Surcharge Tax	
Internal Transfer Out	
Closing balance at 30/06/2020	81,339.89

Gale Family Superannuation Fund

Members Statement

Wayne Gale
 27 Yaldara Street
 Carseldine, Queensland, 4034, Australia

Your Details

Date of Birth : 28/08/1954
 Age: 65
 Tax File Number: Provided
 Date Joined Fund: 20/11/2008
 Service Period Start Date: 04/01/1971
 Date Left Fund:
 Member Code: GALWAY00440P
 Account Start Date 29/07/2019
 Account Phase: Retirement Phase
 Account Description: Account Based Pension 6

Nominated Beneficiaries Margaret Ann Gale
 Vested Benefits 244,720.85
 Total Death Benefit 244,720.85
 Current Salary 0.00
 Previous Salary 0.00
 Disability Benefit 0.00

Your Balance

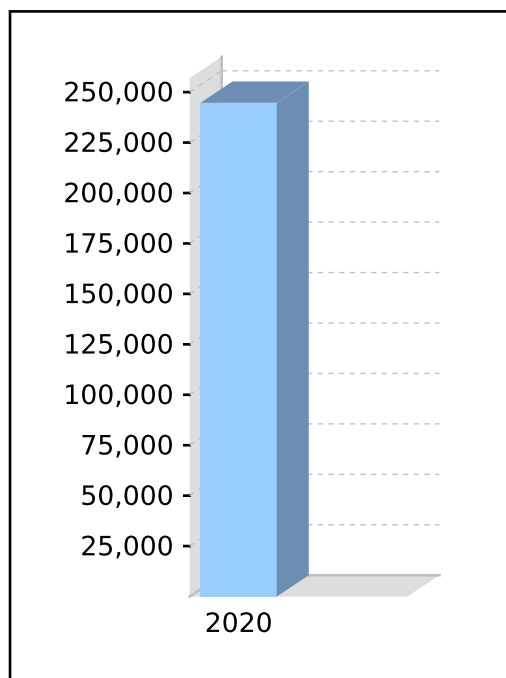
Total Benefits 244,720.85

Preservation Components

Preserved
 Unrestricted Non Preserved 244,720.85
 Restricted Non Preserved

Tax Components

Tax Free (100.00%) 244,720.85
 Taxable



Your Detailed Account Summary

	This Year
Opening balance at 01/07/2019	
<u>Increases to Member account during the period</u>	
Employer Contributions	
Personal Contributions (Concessional)	
Personal Contributions (Non Concessional)	
Government Co-Contributions	
Other Contributions	
Proceeds of Insurance Policies	
Transfers In	
Net Earnings	(15,479.15)
Internal Transfer In	300,000.00
<u>Decreases to Member account during the period</u>	
Pensions Paid	39,800.00
Contributions Tax	
Income Tax	
No TFN Excess Contributions Tax	
Excess Contributions Tax	
Refund Excess Contributions	
Division 293 Tax	
Insurance Policy Premiums Paid	
Management Fees	
Member Expenses	
Benefits Paid/Transfers Out	
Superannuation Surcharge Tax	
Internal Transfer Out	
Closing balance at 30/06/2020	244,720.85

Gale Family Superannuation Fund

Members Statement

Margaret Ann Gale
 27 Yaldara Street
 Carseldine, Queensland, 4034, Australia

Your Details

Date of Birth : 07/11/1954
 Age: 65
 Tax File Number: Provided
 Date Joined Fund: 20/11/2008
 Service Period Start Date: 14/06/1977
 Date Left Fund:
 Member Code: GALMAR00001P
 Account Start Date: 07/11/2014
 Account Phase: Retirement Phase
 Account Description: Pension

Nominated Beneficiaries Wayne Gale
 Vested Benefits 113.77
 Total Death Benefit 113.77
 Current Salary 0.00
 Previous Salary 0.00
 Disability Benefit 0.00

Your Balance

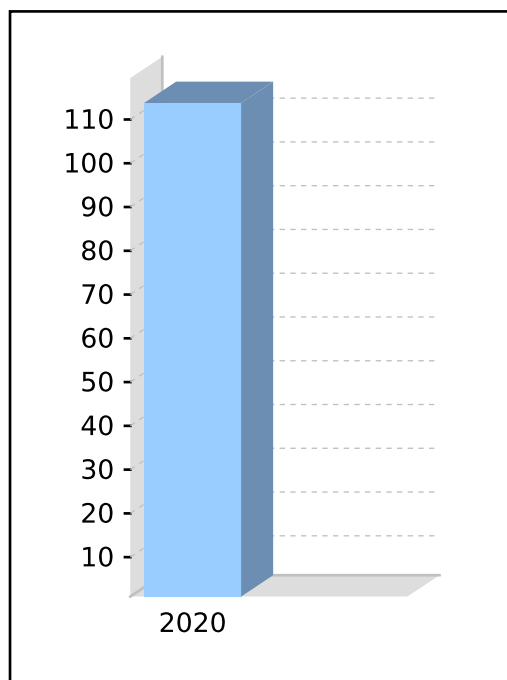
Total Benefits 113.77

Preservation Components

Preserved
 Unrestricted Non Preserved 113.77
 Restricted Non Preserved

Tax Components

Tax Free (32.09%) 36.51
 Taxable 77.26



Your Detailed Account Summary

	This Year
Opening balance at 01/07/2019	11,454.31
<u>Increases to Member account during the period</u>	
Employer Contributions	
Personal Contributions (Concessional)	
Personal Contributions (Non Concessional)	
Government Co-Contributions	
Other Contributions	
Proceeds of Insurance Policies	
Transfers In	
Net Earnings	(110.54)
Internal Transfer In	
<u>Decreases to Member account during the period</u>	
Pensions Paid	11,230.00
Contributions Tax	
Income Tax	
No TFN Excess Contributions Tax	
Excess Contributions Tax	
Refund Excess Contributions	
Division 293 Tax	
Insurance Policy Premiums Paid	
Management Fees	
Member Expenses	
Benefits Paid/Transfers Out	
Superannuation Surcharge Tax	
Internal Transfer Out	
Closing balance at 30/06/2020	113.77

Gale Family Superannuation Fund Members Statement

Margaret Ann Gale
27 Yaldara Street
Carseldine, Queensland, 4034, Australia

Your Details

Date of Birth : 07/11/1954
 Age: 65
 Tax File Number: Provided
 Date Joined Fund: 20/11/2008
 Service Period Start Date: 14/06/1977
 Date Left Fund:
 Member Code: GALMAR00002A
 Account Start Date: 20/11/2008
 Account Phase: Accumulation Phase
 Account Description: Accumulation

Nominated Beneficiaries N/A
 Vested Benefits
 Total Death Benefit 0.00
 Current Salary 0.00
 Previous Salary 0.00
 Disability Benefit 0.00

Your Balance

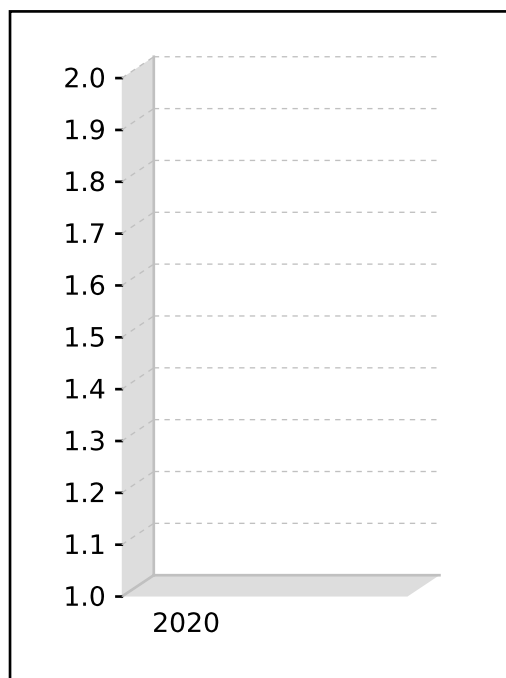
Total Benefits

Preservation Components

Preserved
 Unrestricted Non Preserved
 Restricted Non Preserved

Tax Components

Tax Free
 Taxable



Your Detailed Account Summary

This Year

Opening balance at 01/07/2019

Increases to Member account during the period

Employer Contributions
 Personal Contributions (Concessional)
 Personal Contributions (Non Concessional)
 Government Co-Contributions
 Other Contributions
 Proceeds of Insurance Policies
 Transfers In
 Net Earnings
 Internal Transfer In

Decreases to Member account during the period

Pensions Paid
 Contributions Tax
 Income Tax
 No TFN Excess Contributions Tax
 Excess Contributions Tax
 Refund Excess Contributions
 Division 293 Tax
 Insurance Policy Premiums Paid
 Management Fees
 Member Expenses
 Benefits Paid/Transfers Out
 Superannuation Surcharge Tax
 Internal Transfer Out

Closing balance at 30/06/2020

0.00

Gale Family Superannuation Fund Members Statement

Margaret Ann Gale
27 Yaldara Street
Carseldine, Queensland, 4034, Australia

Your Details

Date of Birth : 07/11/1954
 Age: 65
 Tax File Number: Provided
 Date Joined Fund: 20/11/2008
 Service Period Start Date: 14/06/1977
 Date Left Fund:
 Member Code: GALMAR00003P
 Account Start Date 01/07/2017
 Account Phase: Retirement Phase
 Account Description: Account Based Pension 2

Nominated Beneficiaries Wayne Gale
 Vested Benefits
 Total Death Benefit 0.00
 Current Salary 0.00
 Previous Salary 0.00
 Disability Benefit 0.00

Your Balance

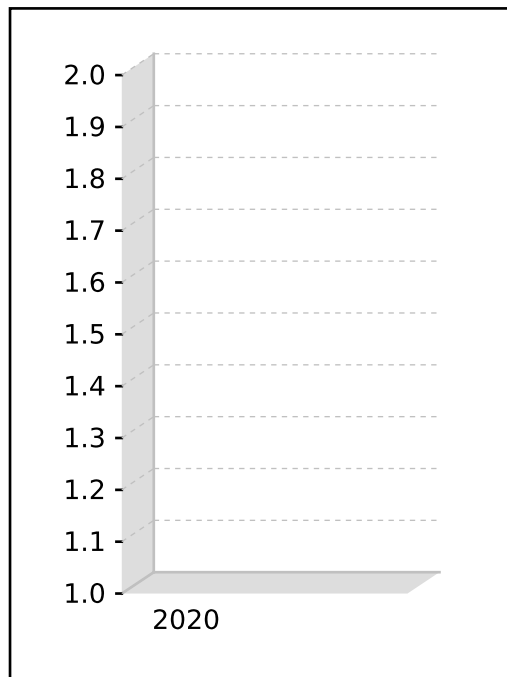
Total Benefits

Preservation Components

Preserved (1,800.00)
 Unrestricted Non Preserved 1,800.00
 Restricted Non Preserved

Tax Components

Tax Free (100.00%)
 Taxable



Your Detailed Account Summary

This Year

Opening balance at 01/07/2019

Increases to Member account during the period

- Employer Contributions
- Personal Contributions (Concessional)
- Personal Contributions (Non Concessional)
- Government Co-Contributions
- Other Contributions
- Proceeds of Insurance Policies
- Transfers In
- Net Earnings
- Internal Transfer In

Decreases to Member account during the period

- Pensions Paid
- Contributions Tax
- Income Tax
- No TFN Excess Contributions Tax
- Excess Contributions Tax
- Refund Excess Contributions
- Division 293 Tax
- Insurance Policy Premiums Paid
- Management Fees
- Member Expenses
- Benefits Paid/Transfers Out
- Superannuation Surcharge Tax
- Internal Transfer Out

Closing balance at 30/06/2020 0.00

Gale Family Superannuation Fund Members Statement

Margaret Ann Gale
27 Yaldara Street
Carseldine, Queensland, 4034, Australia

Your Details

Date of Birth : 07/11/1954
 Age: 65
 Tax File Number: Provided
 Date Joined Fund: 20/11/2008
 Service Period Start Date: 14/06/1977
 Date Left Fund:
 Member Code: GALMAR00004P
 Account Start Date: 01/07/2017
 Account Phase: Retirement Phase
 Account Description: Account Based Pension 3

Nominated Beneficiaries: Wayne Gale
 Vested Benefits
 Total Death Benefit: 0.00
 Current Salary: 0.00
 Previous Salary: 0.00
 Disability Benefit: 0.00

Your Balance

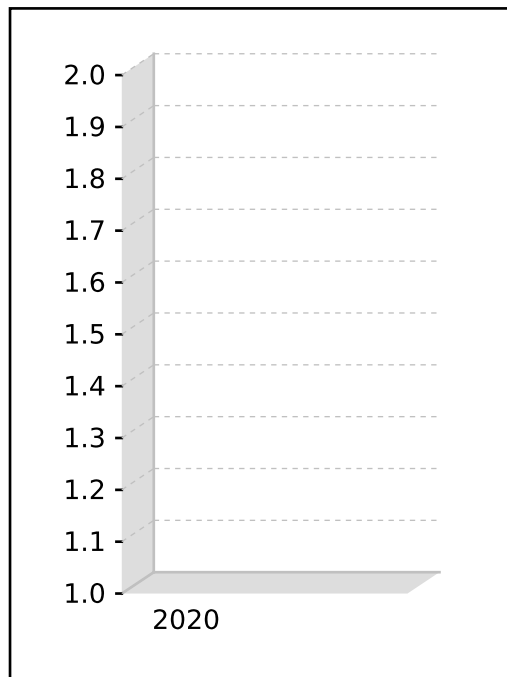
Total Benefits

Preservation Components

Preserved
 Unrestricted Non Preserved
 Restricted Non Preserved

Tax Components

Tax Free (96.87%) (0.39)
 Taxable 0.39



Your Detailed Account Summary

This Year

Opening balance at 01/07/2019

Increases to Member account during the period

Employer Contributions
 Personal Contributions (Concessional)
 Personal Contributions (Non Concessional)
 Government Co-Contributions
 Other Contributions
 Proceeds of Insurance Policies
 Transfers In
 Net Earnings
 Internal Transfer In

Decreases to Member account during the period

Pensions Paid
 Contributions Tax
 Income Tax
 No TFN Excess Contributions Tax
 Excess Contributions Tax
 Refund Excess Contributions
 Division 293 Tax
 Insurance Policy Premiums Paid
 Management Fees
 Member Expenses
 Benefits Paid/Transfers Out
 Superannuation Surcharge Tax
 Internal Transfer Out

Closing balance at 30/06/2020 0.00

Gale Family Superannuation Fund Members Statement

Margaret Ann Gale
27 Yaldara Street
Carseldine, Queensland, 4034, Australia

Your Details

Date of Birth : 07/11/1954
 Age: 65
 Tax File Number: Provided
 Date Joined Fund: 20/11/2008
 Service Period Start Date: 14/06/1977
 Date Left Fund:
 Member Code: GALMAR00005P
 Account Start Date: 25/06/2018
 Account Phase: Retirement Phase
 Account Description: Account Based Pension 4

Nominated Beneficiaries Margaret Ann Gale
 Vested Benefits 97,176.14
 Total Death Benefit 97,176.14
 Current Salary 0.00
 Previous Salary 0.00
 Disability Benefit 0.00

Your Balance

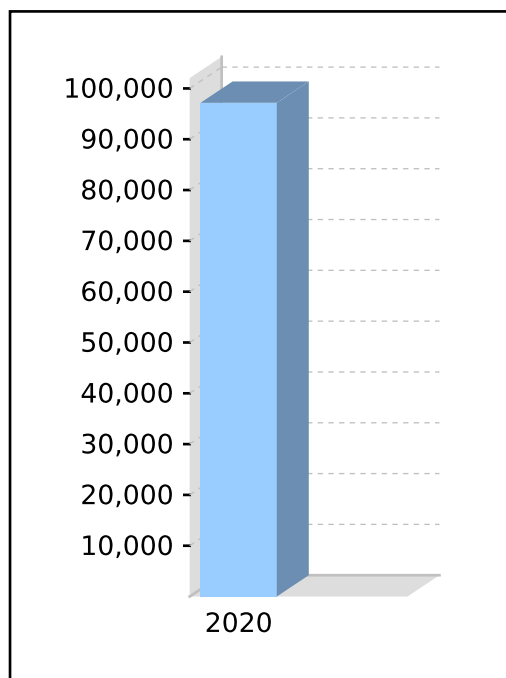
Total Benefits 97,176.14

Preservation Components

Preserved
 Unrestricted Non Preserved 97,176.14
 Restricted Non Preserved

Tax Components

Tax Free (100.00%) 97,176.14
 Taxable



Your Detailed Account Summary

	This Year
Opening balance at 01/07/2019	104,184.35
<u>Increases to Member account during the period</u>	
Employer Contributions	
Personal Contributions (Concessional)	
Personal Contributions (Non Concessional)	
Government Co-Contributions	
Other Contributions	
Proceeds of Insurance Policies	
Transfers In	
Net Earnings	(4,838.21)
Internal Transfer In	
<u>Decreases to Member account during the period</u>	
Pensions Paid	2,170.00
Contributions Tax	
Income Tax	
No TFN Excess Contributions Tax	
Excess Contributions Tax	
Refund Excess Contributions	
Division 293 Tax	
Insurance Policy Premiums Paid	
Management Fees	
Member Expenses	
Benefits Paid/Transfers Out	
Superannuation Surcharge Tax	
Internal Transfer Out	
Closing balance at 30/06/2020	97,176.14

Gale Family Superannuation Fund Members Statement

Margaret Ann Gale
27 Yaldara Street
Carseldine, Queensland, 4034, Australia

Your Details

Date of Birth : 07/11/1954
Age: 65
Tax File Number: Provided
Date Joined Fund: 20/11/2008
Service Period Start Date: 14/06/1977
Date Left Fund:
Member Code: GALMAR00056P
Account Start Date: 09/08/2018
Account Phase: Retirement Phase
Account Description: Account Based Pension 5

Nominated Beneficiaries: Wayne Gale
Vested Benefits
Total Death Benefit: 0.00
Current Salary: 0.00
Previous Salary: 0.00
Disability Benefit: 0.00

Your Balance

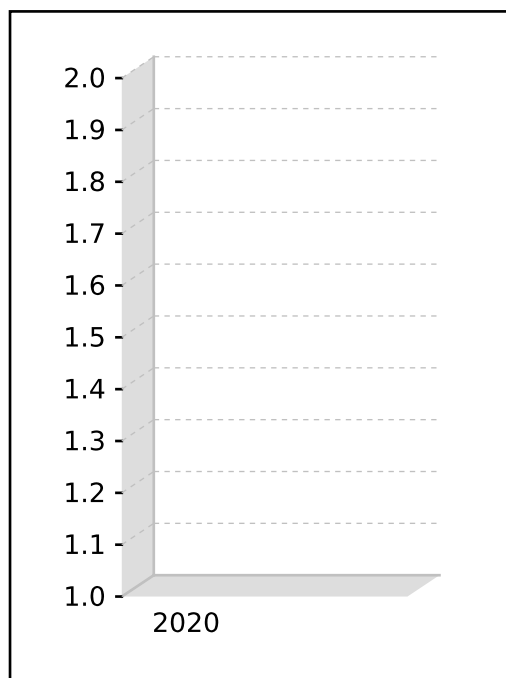
Total Benefits

Preservation Components

Preserved
Unrestricted Non Preserved
Restricted Non Preserved

Tax Components

Tax Free (100.00%)
Taxable



Your Detailed Account Summary

This Year

Opening balance at 01/07/2019

Increases to Member account during the period

Employer Contributions
Personal Contributions (Concessional)
Personal Contributions (Non Concessional)
Government Co-Contributions
Other Contributions
Proceeds of Insurance Policies
Transfers In
Net Earnings
Internal Transfer In

Decreases to Member account during the period

Pensions Paid
Contributions Tax
Income Tax
No TFN Excess Contributions Tax
Excess Contributions Tax
Refund Excess Contributions
Division 293 Tax
Insurance Policy Premiums Paid
Management Fees
Member Expenses
Benefits Paid/Transfers Out
Superannuation Surcharge Tax
Internal Transfer Out

Closing balance at 30/06/2020

0.00

Gale Family Superannuation Fund

Members Statement

Margaret Ann Gale
 27 Yaldara Street
 Carseldine, Queensland, 4034, Australia

Your Details

Date of Birth : 07/11/1954
 Age: 65
 Tax File Number: Provided
 Date Joined Fund: 20/11/2008
 Service Period Start Date: 14/06/1977
 Date Left Fund:
 Member Code: GALMAR00057P
 Account Start Date: 31/05/2019
 Account Phase: Retirement Phase
 Account Description: Account Based Pension 6

Nominated Beneficiaries Wayne Gale
 Vested Benefits 93,532.55
 Total Death Benefit 93,532.55
 Current Salary 0.00
 Previous Salary 0.00
 Disability Benefit 0.00

Your Balance

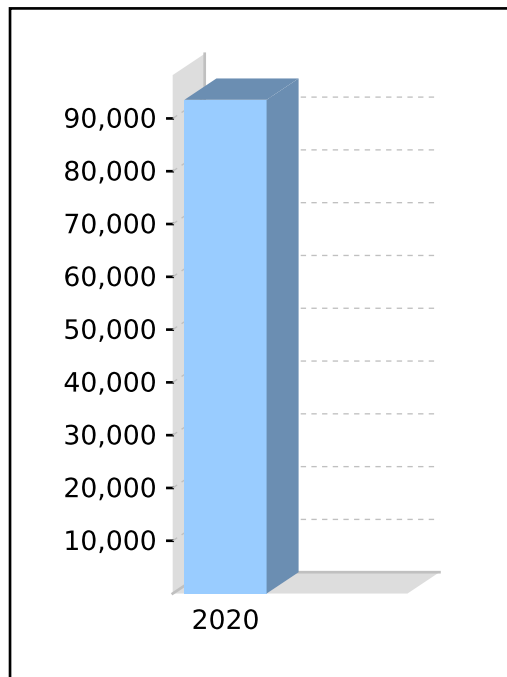
Total Benefits 93,532.55

Preservation Components

Preserved
 Unrestricted Non Preserved 93,532.55
 Restricted Non Preserved

Tax Components

Tax Free (100.00%) 93,532.55
 Taxable



Your Detailed Account Summary

	This Year
Opening balance at 01/07/2019	100,595.36
<u>Increases to Member account during the period</u>	
Employer Contributions	
Personal Contributions (Concessional)	
Personal Contributions (Non Concessional)	
Government Co-Contributions	
Other Contributions	
Proceeds of Insurance Policies	
Transfers In	
Net Earnings	(4,662.81)
Internal Transfer In	
<u>Decreases to Member account during the period</u>	
Pensions Paid	2,400.00
Contributions Tax	
Income Tax	
No TFN Excess Contributions Tax	
Excess Contributions Tax	
Refund Excess Contributions	
Division 293 Tax	
Insurance Policy Premiums Paid	
Management Fees	
Member Expenses	
Benefits Paid/Transfers Out	
Superannuation Surcharge Tax	
Internal Transfer Out	
Closing balance at 30/06/2020	93,532.55

Gale Family Superannuation Fund

Pension Summary

As at 30 June 2020

Member Name : Gale, Wayne

Member Age : 64* (Date of Birth : 28/08/1954)

Member Code	Pension Type	Pension Start Date	Tax Free	Min / PF	Minimum	Maximum	Gross Pension Payments	PAYG	Net Pension Payment	Amount to reach Minimum
GALWAY 00001P	Account Based Pension	29/08/2014	39.69%	2.00%	\$6,030.00*	N/A	\$303,200.00	\$0.00	\$303,200.00	NIL

*COVID-19 50% reduction has been applied to the minimum pension amount.

GALWAY 00003P	Account Based Pension	01/07/2015	31.68%	2.00%	\$0.00	N/A	\$0.00	\$0.00	\$0.00	NIL
---------------	-----------------------	------------	--------	-------	--------	-----	--------	--------	--------	-----

GALWAY 00004P	Account Based Pension	01/07/2017	17.22%	2.00%	\$0.00	N/A	\$0.00	\$0.00	\$0.00	NIL
---------------	-----------------------	------------	--------	-------	--------	-----	--------	--------	--------	-----

GALWAY 00005P	Account Based Pension	25/06/2018	100.00 %	2.00%	\$2,060.00*	N/A	\$15,250.00	\$0.00	\$15,250.00	NIL
---------------	-----------------------	------------	----------	-------	-------------	-----	-------------	--------	-------------	-----

*COVID-19 50% reduction has been applied to the minimum pension amount.

GALWAY 00034P	Account Based Pension	31/05/2019	100.00 %	2.00%	\$2,010.00*	N/A	\$14,650.00	\$0.00	\$14,650.00	NIL
---------------	-----------------------	------------	----------	-------	-------------	-----	-------------	--------	-------------	-----

*COVID-19 50% reduction has been applied to the minimum pension amount.

GALWAY 00440P	Account Based Pension	29/07/2019	100.00 %	2.00%	\$5,540.00*	N/A	\$39,800.00	\$0.00	\$39,800.00	NIL
---------------	-----------------------	------------	----------	-------	-------------	-----	-------------	--------	-------------	-----

*COVID-19 50% reduction has been applied to the minimum pension amount.

					\$15,640.00	\$0.00	\$372,900.00	\$0.00	\$372,900.00	\$0.00
--	--	--	--	--	-------------	--------	--------------	--------	--------------	--------

Gale Family Superannuation Fund

Pension Summary

As at 30 June 2020

Member Name : Gale, Margaret Ann

Member Age : 64* (Date of Birth : 07/11/1954)

Member Code	Pension Type	Pension Start Date	Tax Free	Min / PF	Minimum	Maximum	Gross Pension Payments	PAYG	Net Pension Payment	Amount to reach Minimum
GALMAR 00001P	Account Based Pension	07/11/2014	32.09%	2.00%	\$230.00*	N/A	\$11,230.00	\$0.00	\$11,230.00	NIL

*COVID-19 50% reduction has been applied to the minimum pension amount.

GALMAR 00003P	Account Based Pension	01/07/2015	100.00 %	2.00%	\$0.00	N/A	\$0.00	\$0.00	\$0.00	NIL
---------------	-----------------------	------------	----------	-------	--------	-----	--------	--------	--------	-----

GALMAR 00004P	Account Based Pension	01/07/2017	96.87%	2.00%	\$0.00	N/A	\$0.00	\$0.00	\$0.00	NIL
---------------	-----------------------	------------	--------	-------	--------	-----	--------	--------	--------	-----

GALMAR 00005P	Account Based Pension	25/06/2018	100.00 %	2.00%	\$2,080.00*	N/A	\$2,170.00	\$0.00	\$2,170.00	NIL
---------------	-----------------------	------------	----------	-------	-------------	-----	------------	--------	------------	-----

*COVID-19 50% reduction has been applied to the minimum pension amount.

GALMAR 00056P	Account Based Pension	09/08/2018	100.00 %	2.00%	\$0.00	N/A	\$0.00	\$0.00	\$0.00	NIL
---------------	-----------------------	------------	----------	-------	--------	-----	--------	--------	--------	-----

GALMAR 00057P	Account Based Pension	31/05/2019	100.00 %	2.00%	\$2,010.00*	N/A	\$2,400.00	\$0.00	\$2,400.00	NIL
---------------	-----------------------	------------	----------	-------	-------------	-----	------------	--------	------------	-----

*COVID-19 50% reduction has been applied to the minimum pension amount.

					\$4,320.00	\$0.00	\$15,800.00	\$0.00	\$15,800.00	\$0.00
--	--	--	--	--	-------------------	---------------	--------------------	---------------	--------------------	---------------

Gale Family Superannuation Fund

Pension Summary

As at 30 June 2020

Total :

					\$19,960.00	\$0.00	\$388,700.00	\$0.00	\$388,700.00	\$0.00
--	--	--	--	--	-------------	--------	--------------	--------	--------------	--------

*Age as at 01/07/2019 or pension start date for new pensions.

Gale Family Superannuation Fund

Statement of Taxable Income

For the year ended 30 June 2020

	2020
	\$
Benefits accrued as a result of operations	(124,630.92)
Less	
Exempt current pension income	17,254.00
Realised Accounting Capital Gains	(35,955.51)
Accounting Trust Distributions	858.15
Non Taxable Contributions	300,000.00
	<u>282,156.64</u>
Add	
Decrease in MV of investments	6,477.29
SMSF non deductible expenses	616.00
Pension Payments	388,700.00
Franking Credits	3,905.50
Taxable Trust Distributions	858.15
	<u>400,556.94</u>
SMSF Annual Return Rounding	(0.38)
	<u>(6,231.00)</u>
Taxable Income or Loss	<u>0.00</u>
Income Tax on Taxable Income or Loss	0.00
Less	
Franking Credits	3,905.50
	<u>(3,905.50)</u>
CURRENT TAX OR REFUND	<u>(3,905.50)</u>
Supervisory Levy	259.00
	<u>(3,646.50)</u>
AMOUNT DUE OR REFUNDABLE	<u>(3,646.50)</u>

* Distribution tax components review process has not been completed for the financial year.

Gale Family Superannuation Fund

Create Entries Report

For the period 01 July 2019 to 30 June 2020

Create Entries Financial Year Summary 01 July 2019 - 30 June 2020

Total Profit	Amount
Income	270,918.58
Less Expense	395,549.50
Total Profit	(124,630.92)

Tax Summary	Amount
Fund Tax Rate	15.00 %
Total Profit	(124,630.92)
Less Permanent Differences	(6,477.29)
Less Timing Differences	0.00
Less Exempt Pension Income	17,254.00
Less Other Non Taxable Income	(88,700.00)
Less LIC Deductions	0.00
Add SMSF Non Deductible Expenses	616.00
Add Other Non Deductible Expenses	0.00
Add Total Franking/Foreign/TFN/FRW Credits	3,905.50
Less Realised Accounting Capital Gains	(35,955.51)
Less Accounting Trust Distributions	858.15
Add Taxable Trust Distributions	858.15
Less Tax Losses Deducted	0.00
Add SMSF Annual Return Rounding	(0.38)
Taxable Income	(6,231.00)
Income Tax on Taxable Income or Loss	0.00

Profit/(Loss) Available for Allocation	Amount
Total Available Profit	(35,930.92)
Franking Credits	3,905.50
TFN Credits	0.00
Foreign Credits	0.00
FRW Credits	0.00
Total	(32,025.42)

Income Tax Expense Available for Allocation	Amount
Total Income Tax Expense Allocation	0.00

Calculation of Non Deductible Expense Percentage(s)	Amount
--	---------------

Calculation of Non Deductible Expense Percentage(s)**Amount****General Expense Calculation**

Total Member Contributions	300,000.00
Gross Interest	1,920.00
Unfranked Dividend	1,399.00
Franked Dividend	9,112.00
Dividend Franking Credit	3,905.00
Gross Trust Distributions	858.00
Other Income	60.00
Less exempt pension income	17,254.00
Total Assessable Income (A)	300,000.00
Total Assessable Income	300,000.00
Exempt Pension Income	17,254.00
Total Income (B)	317,254.00
Non Deductible Gen Exp% = 1-(A/B)	
Non Deductible General Expense Percentage	5.439%

Investment Expense Calculation

Gross Interest	1,920.00
Unfranked Dividend	1,399.00
Franked Dividend	9,112.00
Dividend Franking Credit	3,905.00
Gross Trust Distributions	858.00
Other Income	60.00
Total Investment Income (B)	17,254.00
Less Non-Assessable Investment Income	17,254.00
Total Investment Assessable Income (A)	0.00
Non Deductible Inv Exp% = 1-(A/B)	
Non-Deductible Investment Expense Percentage	100.000%

Segment 1 from 01 July 2019 to 28 July 2019

Pool Name Deemed Segregation

Total Profit	Amount
Income	10,302.32
Less Expense	7,641.00
Total Profit	2,661.32

Create Entries Summary	Amount
Fund Tax Rate	15.00 %
Total Profit	2,661.32
Less Permanent Differences	7,840.44
Less Timing Differences	0.00
Less Exempt Pension Income	3,147.59
Less Other Non Taxable Income	(2,400.00)
Add SMSF Non Deductible Expenses	529.97
Add Other Non Deductible Expenses	0.00
Add Total Franking/Foreign/TFN/FRW Credits	685.71
Less Realised Accounting Capital Gains	0.00
Less Accounting Trust Distributions	858.30
Add Taxable Trust Distributions	858.30
Less Tax Losses Deducted	0.00
Taxable Income	(4,982.00)
Income Tax on Taxable Income or Loss	0.00

Member Weighted Balance Summary	Weighting%	Amount
Wayne Gale(GALWAY00001P)	41.90	301,641.62
Wayne Gale(GALWAY00002A)	0.00	0.00
Wayne Gale(GALWAY00003P)	0.00	0.00
Wayne Gale(GALWAY00004P)	0.00	0.00
Wayne Gale(GALWAY00005P)	14.33	103,152.29
Wayne Gale(GALWAY00034P)	13.97	100,596.04
Margaret Ann Gale(GALMAR00001P)	1.56	11,240.74
Margaret Ann Gale(GALMAR00002A)	0.00	0.00
Margaret Ann Gale(GALMAR00003P)	0.00	0.00
Margaret Ann Gale(GALMAR00004P)	0.00	0.00
Margaret Ann Gale(GALMAR00005P)	14.27	102,769.35
Margaret Ann Gale(GALMAR00056P)	0.00	0.00
Margaret Ann Gale(GALMAR00057P)	13.97	100,595.36

Profit/(Loss) Available for Allocation	Amount
Total Available Profit	5,061.32
Franking Credits	685.71
TFN Credits	0.00
FRW Credits	0.00
Total	5,747.03

Allocation to Members	Weighting%	Amount
-----------------------	------------	--------

Allocation to Members	Weighting%	Amount
Wayne Gale(GALWAY00001P)	41.90	2,408.01
Wayne Gale(GALWAY00002A)	0.00	0.00
Wayne Gale(GALWAY00003P)	0.00	0.00
Wayne Gale(GALWAY00004P)	0.00	0.00
Wayne Gale(GALWAY00005P)	14.33	823.55
Wayne Gale(GALWAY00034P)	13.97	802.86
Margaret Ann Gale(GALMAR00001P)	1.56	89.65
Margaret Ann Gale(GALMAR00002A)	0.00	0.00
Margaret Ann Gale(GALMAR00003P)	0.00	0.00
Margaret Ann Gale(GALMAR00004P)	0.00	0.00
Margaret Ann Gale(GALMAR00005P)	14.27	820.10
Margaret Ann Gale(GALMAR00056P)	0.00	0.00
Margaret Ann Gale(GALMAR00057P)	13.97	802.86

Accumulation Weighted Balance Summary	Weighting%	Amount
Wayne Gale(GALWAY00001P)	41.90	301,641.62
Wayne Gale(GALWAY00002A)	0.00	0.00
Wayne Gale(GALWAY00003P)	0.00	0.00
Wayne Gale(GALWAY00004P)	0.00	0.00
Wayne Gale(GALWAY00005P)	14.33	103,152.29
Wayne Gale(GALWAY00034P)	13.97	100,596.04
Margaret Ann Gale(GALMAR00001P)	1.56	11,240.74
Margaret Ann Gale(GALMAR00002A)	0.00	0.00
Margaret Ann Gale(GALMAR00003P)	0.00	0.00
Margaret Ann Gale(GALMAR00004P)	0.00	0.00
Margaret Ann Gale(GALMAR00005P)	14.27	102,769.35
Margaret Ann Gale(GALMAR00056P)	0.00	0.00
Margaret Ann Gale(GALMAR00057P)	13.97	100,595.36

Income Tax Expense Available for Allocation	Amount
Total Income Tax Expense Allocation	0.00

Allocation to Members	Weighting%	Amount
Wayne Gale(GALWAY00001P)	41.90	0.00
Wayne Gale(GALWAY00002A)	0.00	0.00
Wayne Gale(GALWAY00003P)	0.00	0.00
Wayne Gale(GALWAY00004P)	0.00	0.00
Wayne Gale(GALWAY00005P)	14.33	0.00
Wayne Gale(GALWAY00034P)	13.97	0.00
Margaret Ann Gale(GALMAR00001P)	1.56	0.00
Margaret Ann Gale(GALMAR00002A)	0.00	0.00
Margaret Ann Gale(GALMAR00003P)	0.00	0.00
Margaret Ann Gale(GALMAR00004P)	0.00	0.00
Margaret Ann Gale(GALMAR00005P)	14.27	0.00
Margaret Ann Gale(GALMAR00056P)	0.00	0.00
Margaret Ann Gale(GALMAR00057P)	13.97	0.00

Calculation of daily member weighted balances**Wayne Gale (GALWAY00001P)**Member Balance

01/07/2019	50010	Opening Balance	301,641.62	301,641.62
Total Amount (Weighted)				301,641.62

Wayne Gale (GALWAY00002A)Member Balance

01/07/2019	50010	Opening Balance	0.00	0.00
Total Amount (Weighted)				0.00

Wayne Gale (GALWAY00003P)Member Balance

01/07/2019	50010	Opening Balance	0.00	0.00
Total Amount (Weighted)				0.00

Wayne Gale (GALWAY00004P)Member Balance

01/07/2019	50010	Opening Balance	0.00	0.00
Total Amount (Weighted)				0.00

Wayne Gale (GALWAY00005P)Member Balance

01/07/2019	50010	Opening Balance	103,152.29	103,152.29
Total Amount (Weighted)				103,152.29

Wayne Gale (GALWAY00034P)Member Balance

01/07/2019	50010	Opening Balance	100,596.04	100,596.04
Total Amount (Weighted)				100,596.04

Margaret Ann Gale (GALMAR00001P)Member Balance

01/07/2019	50010	Opening Balance	11,454.31	11,454.31
03/07/2019	54160	Pensions Paid	(230.00)	(213.57)
Total Amount (Weighted)				11,240.74

Margaret Ann Gale (GALMAR00002A)Member Balance

01/07/2019	50010	Opening Balance	0.00	0.00
Total Amount (Weighted)				0.00

Margaret Ann Gale (GALMAR00003P)Member Balance

01/07/2019	50010	Opening Balance	0.00	0.00
Total Amount (Weighted)				0.00

Calculation of daily member weighted balances

Margaret Ann Gale (GALMAR00004P)

Member Balance

01/07/2019	50010	Opening Balance	0.00	0.00
Total Amount (Weighted)				0.00

Margaret Ann Gale (GALMAR00005P)

Member Balance

01/07/2019	50010	Opening Balance	104,184.35	104,184.35
03/07/2019	54160	Pensions Paid	(970.00)	(900.71)
17/07/2019	54160	Pensions Paid	(1,200.00)	(514.29)
Total Amount (Weighted)				102,769.35

Margaret Ann Gale (GALMAR000056P)

Member Balance

01/07/2019	50010	Opening Balance	0.00	0.00
Total Amount (Weighted)				0.00

Margaret Ann Gale (GALMAR000057P)

Member Balance

01/07/2019	50010	Opening Balance	100,595.36	100,595.36
Total Amount (Weighted)				100,595.36

Calculation of Net Capital Gains

Capital gains from Unsegregated Pool	0.00
Capital gains from Unsegregated Pool - Collectables	0.00
Capital Gain Adjustment from prior segments	0.00
Realised Notional gains	0.00
Carried forward losses from prior years	0.00
Current year capital losses from Unsegregated Pool	0.00
Current year capital losses from Unsegregated Pool - Collectables	0.00
Capital Gain /(Losses carried forward)	0.00
CGT allocated in prior segments	0.00
Allocations of Net Capital Gains to Pools	
Capital Gain Proportion - Unsegregated Pool (0/0)=100.00%	0.00

Final Segment 2 from 29 July 2019 to 30 June 2020

Pool Name Deemed Segregation

Total Profit	Amount
Income	260,616.26
Less Expense	387,908.50
Total Profit	(127,292.24)

Create Entries Summary	Amount
Fund Tax Rate	15.00 %
Total Profit	(127,292.24)
Less Permanent Differences	(14,317.73)
Less Timing Differences	0.00
Less Exempt Pension Income	14,109.29
Less Other Non Taxable Income	(86,300.00)
Add SMSF Non Deductible Expenses	87.49
Add Other Non Deductible Expenses	0.00
Add Total Franking/Foreign/TFN/FRW Credits	3,219.79
Less Realised Accounting Capital Gains	(35,955.51)
Less Accounting Trust Distributions	(0.15)
Add Taxable Trust Distributions	(0.15)
Less Tax Losses Deducted	0.00
Add Taxable Income Adjustment	1,521.01
Taxable Income	0.00
Income Tax on Taxable Income or Loss	0.00

Member Weighted Balance Summary	Weighting%	Amount
Wayne Gale(GALWAY00001P)	0.13	880.40
Wayne Gale(GALWAY00002A)	0.00	0.00
Wayne Gale(GALWAY00003P)	0.00	0.00
Wayne Gale(GALWAY00004P)	0.00	0.00
Wayne Gale(GALWAY00005P)	14.59	100,146.69
Wayne Gale(GALWAY00034P)	14.32	98,297.56
Wayne Gale(GALWAY00440P)	40.98	281,345.57
Margaret Ann Gale(GALMAR00001P)	0.53	3,609.82
Margaret Ann Gale(GALMAR00002A)	0.00	0.00
Margaret Ann Gale(GALMAR00003P)	0.00	0.00
Margaret Ann Gale(GALMAR00004P)	0.00	0.00
Margaret Ann Gale(GALMAR00005P)	14.98	102,834.45
Margaret Ann Gale(GALMAR00056P)	0.00	0.00
Margaret Ann Gale(GALMAR00057P)	14.47	99,360.35

Profit/(Loss) Available for Allocation	Amount
Total Available Profit	(40,992.24)
Franking Credits	3,219.79
TFN Credits	0.00
FRW Credits	0.00
Total	(37,772.45)

Allocation to Members	Weighting%	Amount
Wayne Gale(GALWAY00001P)	0.13	(49.12)
Wayne Gale(GALWAY00002A)	0.00	0.00
Wayne Gale(GALWAY00003P)	0.00	0.00
Wayne Gale(GALWAY00004P)	0.00	0.00
Wayne Gale(GALWAY00005P)	14.59	(5,511.00)
Wayne Gale(GALWAY00034P)	14.32	(5,409.01)
Wayne Gale(GALWAY00440P)	40.98	(15,479.15)
Margaret Ann Gale(GALMAR00001P)	0.53	(200.19)
Margaret Ann Gale(GALMAR00002A)	0.00	0.00
Margaret Ann Gale(GALMAR00003P)	0.00	0.00
Margaret Ann Gale(GALMAR00004P)	0.00	0.00
Margaret Ann Gale(GALMAR00005P)	14.98	(5,658.31)
Margaret Ann Gale(GALMAR00056P)	0.00	0.00
Margaret Ann Gale(GALMAR00057P)	14.47	(5,465.67)

Accumulation Weighted Balance Summary	Weighting%	Amount
Wayne Gale(GALWAY00001P)	0.13	880.40
Wayne Gale(GALWAY00002A)	0.00	0.00
Wayne Gale(GALWAY00003P)	0.00	0.00
Wayne Gale(GALWAY00004P)	0.00	0.00
Wayne Gale(GALWAY00005P)	14.59	100,146.69
Wayne Gale(GALWAY00034P)	14.32	98,297.56
Wayne Gale(GALWAY00440P)	40.98	281,345.57
Margaret Ann Gale(GALMAR00001P)	0.53	3,609.82
Margaret Ann Gale(GALMAR00002A)	0.00	0.00
Margaret Ann Gale(GALMAR00003P)	0.00	0.00
Margaret Ann Gale(GALMAR00004P)	0.00	0.00
Margaret Ann Gale(GALMAR00005P)	14.98	102,834.45
Margaret Ann Gale(GALMAR00056P)	0.00	0.00
Margaret Ann Gale(GALMAR00057P)	14.47	99,360.35

Income Tax Expense Available for Allocation	Amount
Total Income Tax Expense Allocation	0.00

Allocation to Members	Weighting%	Amount
Wayne Gale(GALWAY00001P)	0.13	0.00
Wayne Gale(GALWAY00002A)	0.00	0.00
Wayne Gale(GALWAY00003P)	0.00	0.00
Wayne Gale(GALWAY00004P)	0.00	0.00
Wayne Gale(GALWAY00005P)	14.59	0.00
Wayne Gale(GALWAY00034P)	14.32	0.00
Wayne Gale(GALWAY00440P)	40.98	0.00
Margaret Ann Gale(GALMAR00001P)	0.53	0.00
Margaret Ann Gale(GALMAR00002A)	0.00	0.00
Margaret Ann Gale(GALMAR00003P)	0.00	0.00
Margaret Ann Gale(GALMAR00004P)	0.00	0.00
Margaret Ann Gale(GALMAR00005P)	14.98	0.00

Allocation to Members	Weighting%	Amount
Margaret Ann Gale(GALMAR00056P)	0.00	0.00
Margaret Ann Gale(GALMAR00057P)	14.47	0.00

Calculation of daily member weighted balances

Wayne Gale (GALWAY00001P)

Member Balance

01/07/2019	50010	Opening Balance	304,049.63	304,049.63
29/07/2019	54160	Pensions Paid	(200,000.00)	(200,000.00)
29/07/2019	54160	Pensions Paid	(100,000.00)	(100,000.00)
31/07/2019	54160	Pensions Paid	(1,200.00)	(1,192.90)
02/08/2019	54160	Pensions Paid	(2,000.00)	(1,976.33)
Total Amount (Weighted)				880.40

Wayne Gale (GALWAY00002A)

Member Balance

01/07/2019	50010	Opening Balance	0.00	0.00
29/07/2019	52420	Contributions	300,000.00	300,000.00
29/07/2019	57100	Internal Transfers Out	(300,000.00)	(300,000.00)
Total Amount (Weighted)				0.00

Wayne Gale (GALWAY00003P)

Member Balance

01/07/2019	50010	Opening Balance	0.00	0.00
Total Amount (Weighted)				0.00

Wayne Gale (GALWAY00004P)

Member Balance

01/07/2019	50010	Opening Balance	0.00	0.00
Total Amount (Weighted)				0.00

Wayne Gale (GALWAY00005P)

Member Balance

01/07/2019	50010	Opening Balance	103,975.84	103,975.84
02/08/2019	54160	Pensions Paid	(3,000.00)	(2,964.50)
02/06/2020	54160	Pensions Paid	(10,000.00)	(857.99)
30/06/2020	54160	Pensions Paid	(2,250.00)	(6.66)
Total Amount (Weighted)				100,146.69

Wayne Gale (GALWAY00034P)

Member Balance

01/07/2019	50010	Opening Balance	101,398.90	101,398.90
14/08/2019	54160	Pensions Paid	(1,200.00)	(1,143.20)
28/08/2019	54160	Pensions Paid	(1,200.00)	(1,093.49)
02/06/2020	54160	Pensions Paid	(10,000.00)	(857.99)
30/06/2020	54160	Pensions Paid	(2,250.00)	(6.66)

Calculation of daily member weighted balances

Total Amount (Weighted)

98,297.56

Wayne Gale (GALWAY00440P)

Member Balance

01/07/2019	50010	Opening Balance	0.00	0.00
29/07/2019	56100	Internal Transfers In	300,000.00	300,000.00
30/09/2019	54160	Pensions Paid	(4,000.00)	(3,254.44)
09/10/2019	54160	Pensions Paid	(1,200.00)	(944.38)
11/10/2019	54160	Pensions Paid	(4,000.00)	(3,124.26)
26/11/2019	54160	Pensions Paid	(5,000.00)	(3,224.85)
31/12/2019	54160	Pensions Paid	(1,200.00)	(649.70)
15/01/2020	54160	Pensions Paid	(1,200.00)	(596.45)
29/01/2020	54160	Pensions Paid	(1,200.00)	(546.75)
12/02/2020	54160	Pensions Paid	(1,200.00)	(497.04)
17/02/2020	54160	Pensions Paid	(5,000.00)	(1,997.04)
26/02/2020	54160	Pensions Paid	(1,200.00)	(447.34)
11/03/2020	54160	Pensions Paid	(1,200.00)	(397.63)
16/03/2020	54160	Pensions Paid	(5,000.00)	(1,582.84)
25/03/2020	54160	Pensions Paid	(1,200.00)	(347.93)
08/04/2020	54160	Pensions Paid	(1,200.00)	(298.22)
22/04/2020	54160	Pensions Paid	(1,200.00)	(248.52)
06/05/2020	54160	Pensions Paid	(1,200.00)	(198.82)
20/05/2020	54160	Pensions Paid	(1,200.00)	(149.11)
03/06/2020	54160	Pensions Paid	(1,200.00)	(99.41)
17/06/2020	54160	Pensions Paid	(1,200.00)	(49.70)
Total Amount (Weighted)				281,345.57

Margaret Ann Gale (GALMAR00001P)

Member Balance

01/07/2019	50010	Opening Balance	11,313.96	11,313.96
23/10/2019	54160	Pensions Paid	(1,200.00)	(894.67)
23/10/2019	54160	Pensions Paid	(5,000.00)	(3,727.81)
06/11/2019	54160	Pensions Paid	(1,200.00)	(844.97)
20/11/2019	54160	Pensions Paid	(1,200.00)	(795.27)
04/12/2019	54160	Pensions Paid	(1,200.00)	(745.56)
18/12/2019	54160	Pensions Paid	(1,200.00)	(695.86)
Total Amount (Weighted)				3,609.82

Margaret Ann Gale (GALMAR00002A)

Member Balance

01/07/2019	50010	Opening Balance	0.00	0.00
Total Amount (Weighted)				0.00

Calculation of daily member weighted balances

Margaret Ann Gale (GALMAR00003P)

Member Balance

01/07/2019	50010	Opening Balance	0.00	0.00
Total Amount (Weighted)				0.00

Margaret Ann Gale (GALMAR00004P)

Member Balance

01/07/2019	50010	Opening Balance	0.00	0.00
Total Amount (Weighted)				0.00

Margaret Ann Gale (GALMAR00005P)

Member Balance

01/07/2019	50010	Opening Balance	102,834.45	102,834.45
Total Amount (Weighted)				102,834.45

Margaret Ann Gale (GALMAR00056P)

Member Balance

01/07/2019	50010	Opening Balance	0.00	0.00
Total Amount (Weighted)				0.00

Margaret Ann Gale (GALMAR00057P)

Member Balance

01/07/2019	50010	Opening Balance	101,398.22	101,398.22
11/09/2019	54160	Pensions Paid	(1,200.00)	(1,043.79)
25/09/2019	54160	Pensions Paid	(1,200.00)	(994.08)
Total Amount (Weighted)				99,360.35

Calculation of Net Capital Gains

Capital gains from Unsegregated Pool	0.00
Capital gains from Unsegregated Pool - Collectables	0.00
Capital Gain Adjustment from prior segments	0.00
Realised Notional gains	0.00
Carried forward losses from prior years	0.00
Current year capital losses from Unsegregated Pool	0.00
Current year capital losses from Unsegregated Pool - Collectables	0.00
Total CGT Discount Applied	0.00
Capital Gain /(Losses carried forward)	0.00
CGT allocated in prior segments	0.00
Allocations of Net Capital Gains to Pools	
Capital Gain Proportion - Unsegregated Pool (0/0)=100.00%	0.00

Foreign Tax Offset Calculations

Segment 01 July 2019 to 28 July 2019

Claimable FTO - Deemed Segregation	0.00
Claimable FTO	0.00

Segment 29 July 2019 to 30 June 2020

Claimable FTO - Deemed Segregation 0.00

Claimable FTO 0.00

Total Claimable Foreign Credits for the Year 0.00

Foreign Tax Offset (Label C1) 0.00

Applied/Claimed FTO 0.00

Allocations of Foreign Tax Offset to Members

Wayne Gale(GALWAY00001P) - 100.00 % 0.00

Wayne Gale(GALWAY00002A) - 0.00 % 0.00

Wayne Gale(GALWAY00003P) - 0.00 % 0.00

Wayne Gale(GALWAY00004P) - 0.00 % 0.00

Wayne Gale(GALWAY00005P) - 0.00 % 0.00

Wayne Gale(GALWAY00034P) - 0.00 % 0.00

Wayne Gale(GALWAY00440P) - 0.00 % 0.00

Margaret Ann Gale(GALMAR00001P) - 0.00 % 0.00

Margaret Ann Gale(GALMAR00002A) - 0.00 % 0.00

Margaret Ann Gale(GALMAR00003P) - 0.00 % 0.00

Margaret Ann Gale(GALMAR00004P) - 0.00 % 0.00

Margaret Ann Gale(GALMAR00005P) - 0.00 % 0.00

Margaret Ann Gale(GALMAR00056P) - 0.00 % 0.00

Margaret Ann Gale(GALMAR00057P) - 0.00 % 0.00

Total Foreign Tax Offset Allocated to Members 0.00

Self-managed superannuation fund annual return **2020**

Who should complete this annual return?

Only self-managed superannuation funds (SMSFs) can complete this annual return. All other funds must complete the *Fund income tax return 2020* (NAT 71287).

- ❗ The *Self-managed superannuation fund annual return instructions 2020* (NAT 71606) (the instructions) can assist you to complete this annual return.
- ⊖ The SMSF annual return cannot be used to notify us of a change in fund membership. You must update fund details via ABR.gov.au or complete the Change of details for superannuation entities form (NAT 3036).

To complete this annual return

- Print clearly, using a BLACK pen only.
- Use BLOCK LETTERS and print one character per box.

S	M	I	T	H		S	T				
---	---	---	---	---	--	---	---	--	--	--	--
- Place in ALL applicable boxes.

- Postal address for annual returns:

Australian Taxation Office
GPO Box 9845
[insert the name and postcode
of your capital city]

For example;

Australian Taxation Office
GPO Box 9845
SYDNEY NSW 2001

Section A: Fund information

1 Tax file number (TFN)

- To assist processing, write the fund's TFN at the top of pages 3, 5, 7 and 9.

- ❗ The ATO is authorised by law to request your TFN. You are not obliged to quote your TFN but not quoting it could increase the chance of delay or error in processing your annual return. See the Privacy note in the Declaration.

2 Name of self-managed superannuation fund (SMSF)

Gale Family Superannuation Fund

3 Australian business number (ABN) (if applicable)

4 Current postal address

Level 1 Mitcham House

1355 Gympie Road

Suburb/town

Aspley

State/territory

QLD

Postcode

4034

5 Annual return status

Is this an amendment to the SMSF's 2020 return?

A No Yes

Is this the first required return for a newly registered SMSF?

B No Yes

Tax File Number **6 SMSF auditor**

Auditor's name

Title: Mr Mrs Miss Ms Other

Family name

First given name

Other given names

SMSF Auditor Number

Auditor's phone number

Postal address

Suburb/town

State/territory

Postcode

Date audit was completed

A

Day

Month

Year

Was Part A of the audit report qualified?

B

No

Yes

Was Part B of the audit report qualified?

C

No

Yes

If Part B of the audit report was qualified,
have the reported issues been rectified?**D**

No

Yes

7 Electronic funds transfer (EFT)

We need your self-managed super fund's financial institution details to pay any super payments and tax refunds owing to you.

A Fund's financial institution account details

This account is used for super contributions and rollovers. Do not provide a tax agent account here.

Fund BSB number

Fund account number

Fund account name

I would like my tax refunds made to this account. Go to C.**B Financial institution account details for tax refunds**

This account is used for tax refunds. You can provide a tax agent account here.

BSB number

Account number

Account name

C Electronic service address aliasProvide the electronic service address alias (ESA) issued by your SMSF messaging provider.
(For example, SMSFdataESAAlias). See instructions for more information.

Tax File Number

- 8 Status of SMSF** Australian superannuation fund **A** No Yes Fund benefit structure **B** Code
- Does the fund trust deed allow acceptance of the Government's Super Co-contribution and Low Income Super Amounts? **C** No Yes

9 Was the fund wound up during the income year?

No Yes If yes, provide the date on which the fund was wound up / / Have all tax lodgment and payment obligations been met? No Yes

10 Exempt current pension income

Did the fund pay retirement phase superannuation income stream benefits to one or more members in the income year?

To claim a tax exemption for current pension income, you must pay at least the minimum benefit payment under the law. Record exempt current pension income at Label **A**.

No Go to Section B: Income.

Yes Exempt current pension income amount **A** \$

Which method did you use to calculate your exempt current pension income?

Segregated assets method **B**

Unsegregated assets method **C** Was an actuarial certificate obtained? **D** Yes

Did the fund have any other income that was assessable?

E Yes Go to Section B: Income.

No Choosing 'No' means that you do not have any assessable income, including no-TFN quoted contributions. Go to Section C: Deductions and non-deductible expenses. (Do **not** complete Section B: Income.)

If you are entitled to claim any tax offsets, you can list these at Section D: Income tax calculation statement.

Tax File Number Provided

Section B: Income

Do not complete this section if all superannuation interests in the SMSF were supporting superannuation income streams in the retirement phase for the **entire year**, there was **no** other income that was assessable, and you **have not** realised a deferred notional gain. If you are entitled to claim any tax offsets, you can record these at Section D: Income tax calculation statement.

11 Income

Did you have a capital gains tax (CGT) event during the year? **G** No Yes

If the total capital loss or total capital gain is greater than \$10,000 or you elected to use the transitional CGT relief in 2017 and the deferred notional gain has been realised, complete and attach a *Capital gains tax (CGT) schedule 2020*.

Have you applied an exemption or rollover? **M** No Yes Code

Net capital gain **A** \$

Gross rent and other leasing and hiring income **B** \$

Gross interest **C** \$

Forestry managed investment scheme income **X** \$

Gross foreign income **D1** \$ Net foreign income **D** \$ Loss

Australian franking credits from a New Zealand company **E** \$

Transfers from foreign funds **F** \$ Number

Gross payments where ABN not quoted **H** \$

Calculation of assessable contributions
Assessable employer contributions
R1 \$

plus Assessable personal contributions
R2 \$

plus **#No-TFN-quoted contributions**
R3 \$
(an amount must be included even if it is zero)

less Transfer of liability to life insurance company or PST
R6 \$

Gross distribution from partnerships **I** \$ Loss

*Unfranked dividend amount **J** \$

*Franked dividend amount **K** \$

*Dividend franking credit **L** \$

*Gross trust distributions **M** \$ Code

Assessable contributions
R1 plus R2 plus R3 less R6
R \$

Calculation of non-arm's length income
*Net non-arm's length private company dividends
U1 \$

plus *Net non-arm's length trust distributions
U2 \$

plus *Net other non-arm's length income
U3 \$

*Other income **S** \$ Code

*Assessable income due to changed tax status of fund
T \$

Net non-arm's length income
(subject to 45% tax rate)
U1 plus U2 plus U3
U \$

#This is a mandatory label.
*If an amount is entered at this label, check the instructions to ensure the correct tax treatment has been applied.

GROSS INCOME **W** \$ Loss
(Sum of labels A to U)


Exempt current pension income **Y** \$

TOTAL ASSESSABLE INCOME **V** \$ Loss
(W less Y)

Tax File Number Provided

Section C: Deductions and non-deductible expenses

12 Deductions and non-deductible expenses

 Under 'Deductions' list all expenses and allowances you are entitled to claim a deduction for. Under 'Non-deductible expenses', list all other expenses or normally allowable deductions that you cannot claim as a deduction (for example, all expenses related to exempt current pension income should be recorded in the 'Non-deductible expenses' column).

	DEDUCTIONS		NON-DEDUCTIBLE EXPENSES
Interest expenses within Australia	A1 \$ <input style="width: 150px;" type="text"/>		A2 \$ <input style="width: 150px;" type="text"/>
Interest expenses overseas	B1 \$ <input style="width: 150px;" type="text"/>		B2 \$ <input style="width: 150px;" type="text"/>
Capital works expenditure	D1 \$ <input style="width: 150px;" type="text"/>		D2 \$ <input style="width: 150px;" type="text"/>
Decline in value of depreciating assets	E1 \$ <input style="width: 150px;" type="text"/>		E2 \$ <input style="width: 150px;" type="text"/>
Insurance premiums – members	F1 \$ <input style="width: 150px;" type="text"/>		F2 \$ <input style="width: 150px;" type="text"/>
SMSF auditor fee	H1 \$ <input style="width: 150px; text-align: right; value: 374;" type="text"/>		H2 \$ <input style="width: 150px; text-align: right; value: 21;" type="text"/>
Investment expenses	I1 \$ <input style="width: 150px;" type="text"/>		I2 \$ <input style="width: 150px;" type="text"/>
Management and administration expenses	J1 \$ <input style="width: 150px; text-align: right; value: 5,857;" type="text"/>		J2 \$ <input style="width: 150px; text-align: right; value: 595;" type="text"/>
Forestry managed investment scheme expense	U1 \$ <input style="width: 150px;" type="text"/>		U2 \$ <input style="width: 150px;" type="text"/>
Other amounts	L1 \$ <input style="width: 150px;" type="text"/>	<small>Code</small> <input style="width: 20px; height: 20px;" type="text"/>	L2 \$ <input style="width: 150px;" type="text"/>
Tax losses deducted	M1 \$ <input style="width: 150px;" type="text"/>		

TOTAL DEDUCTIONS

N \$

(Total **A1** to **M1**)

TOTAL NON-DEDUCTIBLE EXPENSES

Y \$

(Total **A2** to **L2**)

#TAXABLE INCOME OR LOSS

O \$

(TOTAL ASSESSABLE INCOME *less* TOTAL DEDUCTIONS)

Loss

TOTAL SMSF EXPENSES

Z \$

(N plus Y)

#This is a mandatory label.

Tax File Number Provided

Section D: Income tax calculation statement

#Important:

Section B label **R3**, Section C label **O** and Section D labels **A, T1, J, T5** and **I** are mandatory. If you leave these labels blank, you will have specified a zero amount.

13 Calculation statement

Please refer to the *Self-managed superannuation fund annual return instructions 2020* on how to complete the calculation statement.

#Taxable income	A	\$	<input style="width: 95%;" type="text" value="0"/>	
<small>(an amount must be included even if it is zero)</small>				
#Tax on taxable income	T1	\$	<input style="width: 95%;" type="text" value="0.00"/>	
<small>(an amount must be included even if it is zero)</small>				
#Tax on no-TFN-quoted contributions	J	\$	<input style="width: 95%;" type="text" value="0.00"/>	
<small>(an amount must be included even if it is zero)</small>				
Gross tax	B	\$	<input style="width: 95%;" type="text" value="0.00"/>	
<small>(T1 plus J)</small>				

Foreign income tax offset	C1	\$	<input style="width: 95%;" type="text"/>	
Rebates and tax offsets	C2	\$	<input style="width: 95%;" type="text"/>	
Non-refundable non-carry forward tax offsets				
C \$ <input style="width: 95%;" type="text"/>				
<small>(C1 plus C2)</small>				

SUBTOTAL 1

T2 \$

(B less C – cannot be less than zero)

Early stage venture capital limited partnership tax offset	D1	\$	<input style="width: 95%;" type="text" value="0.00"/>	
Early stage venture capital limited partnership tax offset carried forward from previous year	D2	\$	<input style="width: 95%;" type="text" value="0.00"/>	
Early stage investor tax offset	D3	\$	<input style="width: 95%;" type="text" value="0.00"/>	
Early stage investor tax offset carried forward from previous year	D4	\$	<input style="width: 95%;" type="text" value="0.00"/>	
Non-refundable carry forward tax offsets				
D \$ <input style="width: 95%;" type="text" value="0.00"/>				
<small>(D1 plus D2 plus D3 plus D4)</small>				
SUBTOTAL 2				
T3 \$ <input style="width: 95%;" type="text" value="0.00"/>				
<small>(T2 less D – cannot be less than zero)</small>				

Complying fund's franking credits tax offset	E1	\$	<input style="width: 95%;" type="text" value="3,905.50"/>	
No-TFN tax offset	E2	\$	<input style="width: 95%;" type="text"/>	
National rental affordability scheme tax offset	E3	\$	<input style="width: 95%;" type="text"/>	
Exploration credit tax offset	E4	\$	<input style="width: 95%;" type="text" value="0.00"/>	
Refundable tax offsets				
E \$ <input style="width: 95%;" type="text" value="3,905.50"/>				
<small>(E1 plus E2 plus E3 plus E4)</small>				

#TAX PAYABLE T5	T5	\$	<input style="width: 95%;" type="text" value="0.00"/>	
<small>(T3 less E – cannot be less than zero)</small>				

Section 102AAM interest charge

G \$

Tax File Number Provided

H1 \$	Credit for interest on early payments – amount of interest	<input style="width: 95%;" type="text"/>
H2 \$	Credit for tax withheld – foreign resident withholding (excluding capital gains)	<input style="width: 95%;" type="text"/>
H3 \$	Credit for tax withheld – where ABN or TFN not quoted (non-individual)	<input style="width: 95%;" type="text"/>
H5 \$	Credit for TFN amounts withheld from payments from closely held trusts	0.00
H6 \$	Credit for interest on no-TFN tax offset	<input style="width: 95%;" type="text"/>
H8 \$	Credit for foreign resident capital gains withholding amounts	0.00
Eligible credits		H \$ <input style="width: 95%;" type="text"/>
<small>(H1 plus H2 plus H3 plus H5 plus H6 plus H8)</small>		

#Tax offset refunds <small>(Remainder of refundable tax offsets)</small>	I \$	<input style="width: 95%;" type="text" value="3,905.50"/>
<small>(unused amount from label E – an amount must be included even if it is zero)</small>		

PAYG instalments raised

K \$

Supervisory levy

L \$

Supervisory levy adjustment for wound up funds

M \$

Supervisory levy adjustment for new funds

N \$

AMOUNT DUE OR REFUNDABLE <small>A positive amount at S is what you owe, while a negative amount is refundable to you.</small>	S \$	<input style="width: 95%;" type="text" value="-3,646.50"/>
<small>(T5 plus G less H less I less K plus L less M plus N)</small>		

#This is a mandatory label.

Section E: Losses

14 Losses

! If total loss is greater than \$100,000, complete and attach a Losses schedule 2020.

Tax losses carried forward to later income years **U \$**

Net capital losses carried forward to later income years **V \$**

Tax File Number

Section F: **Member information**

MEMBER 1

Title: Mr Mrs Miss Ms Other

Family name

Gale

First given name Other given names

Wayne

Member's TFN See the Privacy note in the Declaration. Date of birth / /

Contributions

OPENING ACCOUNT BALANCE \$

I Refer to instructions for completing these labels.

Employer contributions
A \$

ABN of principal employer
A1

Personal contributions
B \$

CGT small business retirement exemption
C \$

CGT small business 15-year exemption amount
D \$

Personal injury election
E \$

Spouse and child contributions
F \$

Other third party contributions
G \$

Proceeds from primary residence disposal
H \$

Receipt date
H1 / /

Assessable foreign superannuation fund amount
I \$

Non-assessable foreign superannuation fund amount
J \$

Transfer from reserve: assessable amount
K \$

Transfer from reserve: non-assessable amount
L \$

Contributions from non-complying funds and previously non-complying funds
T \$

Any other contributions (including Super Co-contributions and Low Income Super Amounts)
M \$

TOTAL CONTRIBUTIONS N \$

(Sum of labels **A** to **M**)

Other transactions

Allocated earnings or losses **O** \$ **L**

Accumulation phase account balance
S1 \$

Inward rollovers and transfers **P** \$

Retirement phase account balance - Non CDBIS
S2 \$

Outward rollovers and transfers **Q** \$

Retirement phase account balance - CDBIS
S3 \$

Lump Sum payments **R1** \$

Income stream payments **R2** \$ **M**

TRIS Count

CLOSING ACCOUNT BALANCE S \$

(**S1** plus **S2** plus **S3**)

Accumulation phase value **X1** \$

Retirement phase value **X2** \$

Outstanding limited recourse borrowing arrangement amount **Y** \$

Tax File Number **Provided**

MEMBER 2

Title: Mr Mrs Miss Ms Other

Family name

Gale

First given name Other given names

Margaret Ann

Member's TFN **Provided** Date of birth **07 / 11 / 1954**

Contributions OPENING ACCOUNT BALANCE \$ **216,234.02**

I Refer to instructions for completing these labels.

Employer contributions

A \$

ABN of principal employer

A1

Personal contributions

B \$

CGT small business retirement exemption

C \$

CGT small business 15-year exemption amount

D \$

Personal injury election

E \$

Spouse and child contributions

F \$

Other third party contributions

G \$

Proceeds from primary residence disposal

H \$

Receipt date Day Month Year

H1 / /

Assessable foreign superannuation fund amount

I \$

Non-assessable foreign superannuation fund amount

J

Transfer from reserve: assessable amount

K \$

Transfer from reserve: non-assessable amount

L \$

Contributions from non-complying funds and previously non-complying funds

T \$

Any other contributions (including Super Co-contributions and Low Income Super Amounts)

M \$

TOTAL CONTRIBUTIONS N \$
(Sum of labels **A** to **M**)

Other transactions

Allocated earnings or losses **O** \$ **9,611.56**

Loss **L**

Accumulation phase account balance **S1** \$ **0.00**

Inward rollovers and transfers **P** \$

Retirement phase account balance - Non CDBIS **S2** \$ **190,822.46**

Outward rollovers and transfers **Q** \$

Retirement phase account balance - CDBIS **S3** \$ **0.00**

Lump Sum payments **R1** \$

Income stream payments **R2** \$ **15,800.00**

Code

Code **M**

0 TRIS Count

CLOSING ACCOUNT BALANCE S \$ **190,822.46**
(**S1** plus **S2** plus **S3**)

Accumulation phase value **X1** \$

Retirement phase value **X2** \$

Outstanding limited recourse borrowing arrangement amount **Y** \$

Tax File Number Provided

Section H: Assets and liabilities

15 ASSETS

15a Australian managed investments

Listed trusts **A** \$

Unlisted trusts **B** \$

Insurance policy **C** \$

Other managed investments **D** \$

15b Australian direct investments

Cash and term deposits **E** \$

Debt securities **F** \$

Loans **G** \$

Listed shares **H** \$

Unlisted shares **I** \$

Limited recourse borrowing arrangements

Australian residential real property

J1 \$

Australian non-residential real property

J2 \$

Overseas real property

J3 \$

Australian shares

J4 \$

Overseas shares

J5 \$

Other

J6 \$

Property count

J7

Limited recourse borrowing arrangements **J** \$

Non-residential real property **K** \$

Residential real property **L** \$

Collectables and personal use assets **M** \$

Other assets **O** \$

15c Other investments

Crypto-Currency **N** \$

15d Overseas direct investments

Overseas shares **P** \$

Overseas non-residential real property **Q** \$

Overseas residential real property **R** \$

Overseas managed investments **S** \$

Other overseas assets **T** \$

TOTAL AUSTRALIAN AND OVERSEAS ASSETS U \$
(Sum of labels **A** to **T**)

15e In-house assets

Did the fund have a loan to, lease to or investment in, related parties (known as in-house assets) at the end of the income year? **A** No Yes \$

Tax File Number

15f Limited recourse borrowing arrangements

If the fund had an LRBA were the LRBA borrowings from a licensed financial institution? **A** No Yes

Did the members or related parties of the fund use personal guarantees or other security for the LRBA? **B** No Yes

16 LIABILITIES

Borrowings for limited recourse borrowing arrangements	V1 \$ <input type="text"/>	Borrowings V \$ <input type="text"/>
Permissible temporary borrowings	V2 \$ <input type="text"/>	
Other borrowings	V3 \$ <input type="text"/>	
Total member closing account balances (total of all CLOSING ACCOUNT BALANCES from Sections F and G)		W \$ <input type="text" value="600,897"/>
Reserve accounts		X \$ <input type="text"/>
Other liabilities		Y \$ <input type="text"/>
TOTAL LIABILITIES		Z \$ <input type="text" value="600,897"/>

Section I: Taxation of financial arrangements

17 Taxation of financial arrangements (TOFA)

Total TOFA gains **H** \$

Total TOFA losses **I** \$

Section J: Other information

Family trust election status

If the trust or fund has made, or is making, a family trust election, write the four-digit **income year specified** of the election (for example, for the 2019-20 income year, write **2020**). **A**

If revoking or varying a family trust election, print **R** for revoke or print **V** for variation, and complete and attach the *Family trust election, revocation or variation 2020*. **B**

Interposed entity election status

If the trust or fund has an existing election, write the earliest income year specified. If the trust or fund is making one or more elections this year, write the earliest income year being specified and complete an *Interposed entity election or revocation 2020* for each election. **C**

If revoking an interposed entity election, print **R**, and complete and attach the *Interposed entity election or revocation 2020*. **D**

Tax File Number **Section K: Declarations**

Penalties may be imposed for false or misleading information in addition to penalties relating to any tax shortfalls.

Important

Before making this declaration check to ensure that all income has been disclosed and the annual return, all attached schedules and any additional documents are true and correct in every detail. If you leave labels blank, you will have specified a zero amount or the label was not applicable to you. If you are in doubt about any aspect of the annual return, place all the facts before the ATO.

Privacy

The ATO is authorised by the **Taxation Administration Act 1953** to request the provision of tax file numbers (TFNs). We will use the TFN to identify the entity in our records. It is not an offence not to provide the TFN. However if you do not provide the TFN, the processing of this form may be delayed.

Taxation law authorises the ATO to collect information and disclose it to other government agencies. For information about your privacy go to ato.gov.au/privacy

TRUSTEE'S OR DIRECTOR'S DECLARATION:

I declare that, the current trustees and directors have authorised this annual return and it is documented as such in the SMSF's records. I have received a copy of the audit report and are aware of any matters raised therein. The information on this annual return, including any attached schedules and additional documentation is true and correct.

Authorised trustee's, director's or public officer's signature

Date / /

Preferred trustee or director contact details:

Title: Mr Mrs Miss Ms Other

Family name

First given name

Other given names

Phone number

Email address

Non-individual trustee name (if applicable)

ABN of non-individual trustee

Time taken to prepare and complete this annual return Hrs

! The Commissioner of Taxation, as Registrar of the Australian Business Register, may use the ABN and business details which you provide on this annual return to maintain the integrity of the register. For further information, refer to the instructions.

TAX AGENT'S DECLARATION:

I declare that the Self-managed superannuation fund annual return 2020 has been prepared in accordance with information provided by the trustees, that the trustees have given me a declaration stating that the information provided to me is true and correct, and that the trustees have authorised me to lodge this annual return.

Tax agent's signature

Date / /

Tax agent's contact details

Title: Mr Mrs Miss Ms Other

Family name

First given name

Other given names

Tax agent's practice

Tax agent's phone number

Reference number

Tax agent number

Capital gains tax (CGT) schedule

2020

When completing this form

- Print clearly, using a black or dark blue pen only.
- Use BLOCK LETTERS and print one character in each box.

S	M	I	T	H		S	T												
---	---	---	---	---	--	---	---	--	--	--	--	--	--	--	--	--	--	--	--

- Do not use correction fluid or covering stickers.
- Sign next to any corrections with your **full signature** (not initials).

- Use in conjunction with company, trust, fund income tax return or the self-managed superannuation fund annual return.
- Refer to the *Guide to capital gains tax 2020* available on our website at ato.gov.au for instructions on how to complete this schedule.

Tax file number (TFN)

i We are authorised by law to request your TFN. You do not have to quote your TFN. However, if you don't it could increase the chance of delay or error in processing your form.

Australian business number (ABN)

Taxpayer's name

1 Current year capital gains and capital losses

	Capital gain		Capital loss
Shares in companies listed on an Australian securities exchange	A \$ <input type="text"/>	K \$	<input type="text"/>
Other shares	B \$ <input type="text"/>	L \$	<input type="text"/>
Units in unit trusts listed on an Australian securities exchange	C \$ <input type="text"/>	M \$	<input type="text"/>
Other units	D \$ <input type="text"/>	N \$	<input type="text"/>
Real estate situated in Australia	E \$ <input type="text"/>	O \$	<input type="text"/>
Other real estate	F \$ <input type="text"/>	P \$	<input type="text"/>
Amount of capital gains from a trust (including a managed fund)	G \$ <input type="text"/>		
Collectables	H \$ <input type="text"/>	Q \$	<input type="text"/>
Other CGT assets and any other CGT events	I \$ <input type="text"/>	R \$	<input type="text"/>
Amount of capital gain previously deferred under transitional CGT relief for superannuation funds	S \$ <input type="text"/>		
Total current year capital gains	J \$ <input type="text"/>		

Add the amounts at labels **K** to **R** and write the total in item 2 label **A** – **Total current year capital losses**.

Tax File Number **2 Capital losses**Total current year capital losses **A** \$ Total current year capital losses applied **B** \$ Total prior year net capital losses applied **C** \$ Total capital losses transferred in applied
(only for transfers involving a foreign bank branch or
permanent establishment of a foreign financial entity) **D** \$ Total capital losses applied **E** \$ Add amounts at **B**, **C** and **D**.**3 Unapplied net capital losses carried forward**Net capital losses from collectables carried forward to later income years **A** \$ Other net capital losses carried forward to later income years **B** \$ Add amounts at **A** and **B** and transfer the total
to label **V** – **Net capital losses carried forward**
to later income years on your tax return.**4 CGT discount**Total CGT discount applied **A** \$ **5 CGT concessions for small business**Small business active asset reduction **A** \$ Small business retirement exemption **B** \$ Small business rollover **C** \$ Total small business concessions applied **D** \$ **6 Net capital gain**Net capital gain **A** \$ **1J** less **2E** less **4A** less **5D** (cannot be less than
zero). Transfer the amount at **A** to label **A** – **Net**
capital gain on your tax return.

Tax File Number

Provided

7 Earnout arrangements

Are you a party to an earnout arrangement? **A** Yes, as a buyer Yes, as a seller No
 (Print in the appropriate box.)

! If you are a party to more than one earnout arrangement, copy and attach a separate sheet to this schedule providing the details requested here for each additional earnout arrangement.

How many years does the earnout arrangement run for? **B**

What year of that arrangement are you in? **C**

If you are the seller, what is the total estimated capital proceeds from the earnout arrangement? **D** \$

Amount of any capital gain or loss you made under your non-qualifying arrangement in the income year. **E** \$ / ^{LOSS}

! Request for amendment

If you received or provided a financial benefit under a look-through earnout right created in an earlier income year and you wish to seek an amendment to that earlier income year, complete the following:

Income year earnout right created **F**

Amended net capital gain or capital losses carried forward **G** \$ / ^{LOSS}

8 Other CGT information required (if applicable)

Small business 15 year exemption – exempt capital gains **A** \$ / ^{CODE}

Capital gains disregarded by a foreign resident **B** \$

Capital gains disregarded as a result of a scrip for scrip rollover **C** \$

Capital gains disregarded as a result of an inter-company asset rollover **D** \$

Capital gains disregarded by a demerging entity **E** \$

Tax File Number

Taxpayer's declaration

! If the schedule is not lodged with the income tax return you are required to sign and date the schedule.

Important

Before making this declaration check to ensure that all the information required has been provided on this form and any attachments to this form, and that the information provided is true and correct in every detail. If you are in doubt about any aspect of the tax return, place all the facts before the ATO. The income tax law imposes heavy penalties for false or misleading statements.

Privacy

Taxation law authorises the ATO to collect information and disclose it to other government agencies. This includes personal information of the person authorised to sign the declaration. For information about your privacy go to ato.gov.au/privacy

I declare that the information on this form is true and correct.

Signature

Date

Day	Month	Year
<input type="text"/>	<input type="text"/>	<input type="text"/>

Contact name

Wayne Gale

Daytime contact number (include area code)

Losses schedule

2020

Companies and trusts that do not join consolidated groups should complete and attach this schedule to their 2020 tax return. Superannuation funds should complete and attach this schedule to their 2020 tax return.

Print neatly in BLOCK LETTERS with a black or blue ballpoint pen only. Print one letter or number in each box. Do not use correction fluid or tape.

Place in all applicable boxes.

Refer to *Losses schedule instructions 2020*, available on our website ato.gov.au for instructions on how to complete this schedule.

Tax file number (TFN)

Provided

Name of entity

Gale Family Superannuation Fund

Australian business number

60569208970

Part A – Losses carried forward to the 2020–21 income year – excludes film losses

1 Tax losses carried forward to later income years

Year of loss		
2019–20	B	<input type="text"/>
2018–19	C	<input type="text"/>
2017–18	D	<input type="text"/>
2016–17	E	<input type="text"/>
2015–16	F	<input type="text"/>
2014–15 and earlier income years	G	<input type="text"/>
Total	U	<input type="text"/>

Transfer the amount at **U** to the **Tax losses carried forward to later income years** label on your tax return.

2 Net capital losses carried forward to later income years

Year of loss		
2019–20	H	<input type="text"/>
2018–19	I	<input type="text"/>
2017–18	J	<input type="text"/>
2016–17	K	<input type="text"/>
2015–16	L	<input type="text"/>
2014–15 and earlier income years	M	<input type="text"/>
Total	V	<input type="text"/>

Transfer the amount at **V** to the **Net capital losses carried forward to later income years** label on your tax return.

Tax File Number **Part B – Ownership and business continuity test** – company and listed widely held trust only

Complete item 3 of **Part B** if a loss is being carried forward to later income years and the business continuity test has to be satisfied in relation to that loss.

Do not complete items 1 or 2 of **Part B** if, in the 2019–20 income year, no loss has been claimed as a deduction, applied against a net capital gain or, in the case of companies, losses have not been transferred in or out.

1 Whether continuity of majority ownership test passed

Note: If the entity has deducted, applied, transferred in or transferred out (as applicable) in the 2019–20 income year a loss incurred in any of the listed years, print **X** in the **Yes** or **No** box to indicate whether the entity has satisfied the continuity of majority ownership test in respect of that loss.

Year of loss		Yes	No
2019–20	A	<input type="checkbox"/>	<input type="checkbox"/>
2018–19	B	<input type="checkbox"/>	<input type="checkbox"/>
2017–18	C	<input type="checkbox"/>	<input type="checkbox"/>
2016–17	D	<input type="checkbox"/>	<input type="checkbox"/>
2015–16	E	<input type="checkbox"/>	<input type="checkbox"/>
2014–15 and earlier income years	F	<input type="checkbox"/>	<input type="checkbox"/>

2 Amount of losses deducted/applied for which the continuity of majority ownership test is not passed but the business continuity test is satisfied – excludes film lossesTax losses **G** Net capital losses **H** **3 Losses carried forward for which the business continuity test must be satisfied before they can be deducted/applied in later years** – excludes film lossesTax losses **I** Net capital losses **J** **4 Do current year loss provisions apply?**

Is the company required to calculate its taxable income or tax loss for the year under Subdivision 165-B or its net capital gain or net capital loss for the year under Subdivision 165-CB of the *Income Tax Assessment Act 1997* (ITAA 1997)?

K Yes No **Part C – Unrealised losses** – company only

Note: These questions relate to the operation of Subdivision 165-CC of ITAA 1997.

Has a changeover time occurred in relation to the company after 1.00pm by legal time in the Australian Capital Territory on 11 November 1999?

L Yes No

If you printed **X** in the **No** box at **L**, do not complete **M**, **N** or **O**.

At the changeover time did the company satisfy the maximum net asset value test under section 152-15 of ITAA 1997?

M Yes No

If you printed **X** in the **No** box at **M**, has the company determined it had an unrealised net loss at the changeover time?

N Yes No

If you printed **X** in the **Yes** box at **N**, what was the amount of unrealised net loss calculated under section 165-115E of ITAA 1997?

O

Tax File Number **Part D – Life insurance companies**Complying superannuation class tax losses carried forward to later income years **P** Complying superannuation net capital losses carried forward to later income years **Q** **Part E – Controlled foreign company losses**Current year CFC losses **M** CFC losses deducted **N** CFC losses carried forward **O** **Part F – Tax losses reconciliation statement**Balance of tax losses brought forward from the prior income year **A** **ADD** Uplift of tax losses of designated infrastructure project entities **B** **SUBTRACT** Net forgiven amount of debt **C** **ADD** Tax loss incurred (if any) during current year **D** **ADD** Tax loss amount from conversion of excess franking offsets **E** **SUBTRACT** Net exempt income **F** **SUBTRACT** Tax losses forgone **G** **SUBTRACT** Tax losses deducted **H** **SUBTRACT** Tax losses transferred out under Subdivision 170-A
(only for transfers involving a foreign bank branch or a PE of a foreign financial entity) **I** Total tax losses carried forward to later income years **J**

Tax File Number

If the schedule is not lodged with the income tax return you are required to sign and date the schedule.

Important

Before making this declaration check to ensure that all the information required has been provided on this form and any attachments to this form, and that the information provided is true and correct in every detail. If you are in doubt about any aspect of the tax return, place all the facts before the ATO. The income tax law imposes heavy penalties for false or misleading statements.

Privacy

Taxation law authorises the ATO to collect information and disclose it to other government agencies. This includes personal information of the person authorised to sign the declaration. For information about your privacy go to ato.gov.au/privacy

Taxpayer's declaration

I declare that the information on this form is true and correct.

Signature

Date / /

Contact person

Daytime contact number (include area code)

Gale Family Superannuation Fund

General Ledger

As at 30 June 2020

Transaction Date	Description	Units	Debit	Credit	Balance \$
Distributions Received (23800)					
<u>Options Account (GALE0010_OPTIONS1)</u>					
12/07/2019	JNL5539 DERIVATIVE JOURNAL 50			860.01	860.01 CR
26/07/2019	JNL5726 DERIVATIVE JOURNAL DT		1.71		858.30 CR
			1.71	860.01	858.30 CR
<u>Options Positions Options Positions (Options Positions.AX)</u>					
05/02/2020	Closed option		0.15		0.15 DR
			0.15		0.15 DR
Dividends Received (23900)					
<u>Australia And New Zealand Banking Group Limited (ANZ.AX)</u>					
01/07/2019	ANZ DIVIDEND A067/00674745 DVND 56 [System Matched Income Data]			1,600.00	1,600.00 CR
18/12/2019	ANZ DIVIDEND A068/00667736 DVND 56			1,600.00	3,200.00 CR
				3,200.00	3,200.00 CR
<u>Coles Group Limited. (COL.AX)</u>					
26/09/2019	COLES GROUP LTD FIN19/01182808 DVND 56 [System Matched Income Data]			426.00	426.00 CR
27/03/2020	COLES GROUP LTD INT20/01151026 DVND 56 [System Matched Income Data]			360.00	786.00 CR
				786.00	786.00 CR
<u>Crown Resorts Limited (CWN.AX)</u>					
04/10/2019	CWN INTEREST OCT19/00830211 DVND 56 [System Matched Income Data]			30.00	30.00 CR
17/04/2020	CWN DIVIDEND 20APR/00828872 DVND 56 [System Matched Income Data]			30.00	60.00 CR
				60.00	60.00 CR
<u>Origin Energy Limited (ORG.AX)</u>					
27/09/2019	Origin Energy S00060620423 DVND 56 [System Matched Income Data]			282.90	282.90 CR
27/03/2020	Origin Energy S00060620423 DVND 56 [System Matched Income Data]			282.90	565.80 CR
				565.80	565.80 CR
<u>QBE Insurance Group Limited (QBE.AX)</u>					
04/10/2019	QBE DIVIDEND 19FPA/00854945 DVND 56 [System Matched Income Data]			750.00	750.00 CR
09/04/2020	QBE DIVIDEND FPA20/00849226 DVND 56 [System Matched Income Data]			810.00	1,560.00 CR
				1,560.00	1,560.00 CR
<u>Wesfarmers Limited (WES.AX)</u>					
09/10/2019	WESFARMERS LTD FIN19/01064653 DVND 56			1,170.00	1,170.00 CR
31/03/2020	WESFARMERS LTD INT20/01058537 DVND 56			1,125.00	2,295.00 CR
				2,295.00	2,295.00 CR
<u>Woodside Petroleum Ltd (WPL.AX)</u>					
20/09/2019	WOODSIDE INT19/00608089 DVND 56 [System Matched Income Data]			798.58	798.58 CR

Gale Family Superannuation Fund

General Ledger

As at 30 June 2020

Transaction Date	Description	Units	Debit	Credit	Balance \$
20/03/2020	WOODSIDE FIN19/00608787 DVND 56 [System Matched Income Data]			1,246.98	2,045.56 CR
				2,045.56	2,045.56 CR
Contributions (24200)					
<u>(Contributions) Gale, Wayne - Accumulation (GALWAY00002A)</u>					
29/07/2019	WGALE RECONTRIB DF			300,000.00	300,000.00 CR
				300,000.00	300,000.00 CR
Changes in Market Values of Investments (24700)					
<u>Changes in Market Values of Investments (24700)</u>					
28/07/2019	Revaluation - 26/07/2019 @ \$12.300000 (System Price) - 3,000.000000 Units on hand (QBE.AX)			1,410.00	1,410.00 CR
28/07/2019	Revaluation - 26/07/2019 @ \$34.340000 (System Price) - 1,500.000000 Units on hand (WPL.AX)		3,030.00		1,620.00 DR
28/07/2019	Revaluation - 26/07/2019 @ \$27.780000 (System Price) - 2,000.000000 Units on hand (ANZ.AX)		860.00		2,480.00 DR
28/07/2019	Revaluation - 26/07/2019 @ \$12.670000 (System Price) - 100.000000 Units on hand (CWN.AX)			22.00	2,458.00 DR
28/07/2019	Revaluation - 26/07/2019 @ \$7.850000 (System Price) - 1,886.000000 Units on hand (ORG.AX)			1,018.44	1,439.56 DR
28/07/2019	Revaluation - 26/07/2019 @ \$35.230000 (System Price) - 2,000.000000 Units on hand (WOW.AX)			4,000.00	2,560.44 CR
28/07/2019	Revaluation - 26/07/2019 @ \$39.740000 (System Price) - 1,200.000000 Units on hand (WES.AX)			4,296.00	6,856.44 CR
28/07/2019	Revaluation - 26/07/2019 @ \$14.170000 (System Price) - 1,200.000000 Units on hand (COL.AX)			984.00	7,840.44 CR
29/07/2019	56501 SOLD 1133 WES @ 37.8600 50 (WES.AX)			3,223.49	11,063.93 CR
29/07/2019	Unrealised Gain writeback as at 29/07/2019 (WES.AX)			3,526.24	14,590.17 CR
29/07/2019	56502 SOLD 2000 WOW @ 34.5000 50 (WOW.AX)			11,752.48	26,342.65 CR
31/03/2020	Revaluation - 30/03/2020 @ \$2.160000 (System Price) - 4,500.000000 Units on hand (NGI.AX)		14,310.00		12,032.65 CR
31/03/2020	Revaluation - 30/03/2020 @ \$63.950000 (System Price) - 1,000.000000 Units on hand (CBA.AX)		10,977.38		1,055.27 CR
31/03/2020	Revaluation - 30/03/2020 @ \$9.710000 (System Price) - 2,000.000000 Units on hand (CPU.AX)		17,440.00		16,384.73 DR
31/03/2020	Revaluation - 30/03/2020 @ \$24.510000 (System Price) - 600.000000 Units on hand (NCM.AX)			1,626.00	14,758.73 DR

Gale Family Superannuation Fund

General Ledger

As at 30 June 2020

Transaction Date	Description	Units	Debit	Credit	Balance \$
31/03/2020	Revaluation - 30/03/2020 @ \$8.600000 (System Price) - 3,000.000000 Units on hand (QBE.AX)		2,940.69		17,699.42 DR
31/03/2020	Revaluation - 30/03/2020 @ \$4.830000 (System Price) - 7,800.000000 Units on hand (AZJ.AX)			3,900.00	13,799.42 DR
31/03/2020	Revaluation - 30/03/2020 @ \$17.970000 (System Price) - 1,500.000000 Units on hand (WPL.AX)		26,235.00		40,034.42 DR
31/03/2020	Revaluation - 30/03/2020 @ \$24.480000 (System Price) - 1,200.000000 Units on hand (SHL.AX)			319.88	39,714.54 DR
31/03/2020	Revaluation - 30/03/2020 @ \$16.780000 (System Price) - 4,000.000000 Units on hand (ANZ.AX)		47,251.82		86,966.36 DR
31/03/2020	Revaluation - 30/03/2020 @ \$7.200000 (System Price) - 1,200.000000 Units on hand (CWN.AX)		7,560.00		94,526.36 DR
31/03/2020	Revaluation - 30/03/2020 @ \$4.430000 (System Price) - 1,886.000000 Units on hand (ORG.AX)		10,561.60		105,087.96 DR
31/03/2020	Revaluation - 30/03/2020 @ \$38.140000 (System Price) - 2,200.000000 Units on hand (WOW.AX)			16,705.45	88,382.51 DR
31/03/2020	Revaluation - 30/03/2020 @ \$8.680000 (System Price) - 3,300.000000 Units on hand (CCL.AX)		1,367.62		89,750.13 DR
31/03/2020	Revaluation - 30/03/2020 @ \$3.250000 (System Price) - 21,000.000000 Units on hand (TLS.AX)			7,415.03	82,335.10 DR
31/03/2020	Revaluation - 30/03/2020 @ \$16.160000 (System Price) - 2,000.000000 Units on hand (WBC.AX)		26,280.00		108,615.10 DR
31/03/2020	Revaluation - 30/03/2020 @ \$35.890000 (System Price) - 2,400.000000 Units on hand (WES.AX)		31,961.50		140,576.60 DR
31/03/2020	Revaluation - 30/03/2020 @ \$3.380000 (System Price) - 6,400.000000 Units on hand (STO.AX)		18,210.48		158,787.08 DR
30/04/2020	Revaluation - 29/04/2020 @ \$1.290000 (System Price) - 4,500.000000 Units on hand (NGI.AX)		3,915.00		162,702.08 DR
30/04/2020	Revaluation - 29/04/2020 @ \$61.070000 (System Price) - 1,000.000000 Units on hand (CBA.AX)		2,880.00		165,582.08 DR
30/04/2020	Revaluation - 29/04/2020 @ \$11.360000 (System Price) - 2,000.000000 Units on hand (CPU.AX)			3,300.00	162,282.08 DR
30/04/2020	Revaluation - 29/04/2020 @ \$27.540000 (System Price) - 600.000000 Units on hand (NCM.AX)			1,818.00	160,464.08 DR

Gale Family Superannuation Fund

General Ledger

As at 30 June 2020

Transaction Date	Description	Units	Debit	Credit	Balance \$
30/04/2020	Revaluation - 29/04/2020 @ \$8.240000 (System Price) - 3,000.000000 Units on hand (QBE.AX)		1,080.00		161,544.08 DR
30/04/2020	Revaluation - 29/04/2020 @ \$4.680000 (System Price) - 7,800.000000 Units on hand (AZJ.AX)		1,170.00		162,714.08 DR
30/04/2020	Revaluation - 29/04/2020 @ \$21.000000 (System Price) - 1,500.000000 Units on hand (WPL.AX)			4,545.00	158,169.08 DR
30/04/2020	Revaluation - 29/04/2020 @ \$26.850000 (System Price) - 1,200.000000 Units on hand (SHL.AX)			2,844.00	155,325.08 DR
30/04/2020	Revaluation - 29/04/2020 @ \$16.660000 (System Price) - 4,000.000000 Units on hand (ANZ.AX)		480.00		155,805.08 DR
30/04/2020	Revaluation - 29/04/2020 @ \$9.540000 (System Price) - 1,200.000000 Units on hand (CWN.AX)			2,808.00	152,997.08 DR
30/04/2020	Revaluation - 29/04/2020 @ \$5.110000 (System Price) - 1,886.000000 Units on hand (ORG.AX)			1,282.48	151,714.60 DR
30/04/2020	Revaluation - 29/04/2020 @ \$36.030000 (System Price) - 2,200.000000 Units on hand (WOW.AX)		4,642.00		156,356.60 DR
30/04/2020	Revaluation - 29/04/2020 @ \$8.330000 (System Price) - 3,300.000000 Units on hand (CCL.AX)		1,155.00		157,511.60 DR
30/04/2020	Revaluation - 29/04/2020 @ \$3.050000 (System Price) - 21,000.000000 Units on hand (TLS.AX)		4,200.00		161,711.60 DR
30/04/2020	Revaluation - 29/04/2020 @ \$15.690000 (System Price) - 2,000.000000 Units on hand (WBC.AX)		940.00		162,651.60 DR
30/04/2020	Revaluation - 29/04/2020 @ \$37.490000 (System Price) - 2,400.000000 Units on hand (WES.AX)			3,840.00	158,811.60 DR
30/04/2020	Revaluation - 29/04/2020 @ \$4.520000 (System Price) - 6,400.000000 Units on hand (STO.AX)			7,296.00	151,515.60 DR
31/05/2020	Revaluation - 29/05/2020 @ \$1.305000 (System Price) - 4,500.000000 Units on hand (NGI.AX)			67.50	151,448.10 DR
31/05/2020	Revaluation - 29/05/2020 @ \$63.750000 (System Price) - 1,000.000000 Units on hand (CBA.AX)			2,680.00	148,768.10 DR
31/05/2020	Revaluation - 29/05/2020 @ \$13.100000 (System Price) - 2,000.000000 Units on hand (CPU.AX)			3,480.00	145,288.10 DR
31/05/2020	Revaluation - 29/05/2020 @ \$30.580000 (System Price) - 600.000000 Units on hand (NCM.AX)			1,824.00	143,464.10 DR

Gale Family Superannuation Fund

General Ledger

As at 30 June 2020

Transaction Date	Description	Units	Debit	Credit	Balance \$
31/05/2020	Revaluation - 29/05/2020 @ \$8.830000 (System Price) - 3,000.000000 Units on hand (QBE.AX)			1,770.00	141,694.10 DR
31/05/2020	Revaluation - 29/05/2020 @ \$4.750000 (System Price) - 7,800.000000 Units on hand (AZJ.AX)			546.00	141,148.10 DR
31/05/2020	Revaluation - 29/05/2020 @ \$22.670000 (System Price) - 1,500.000000 Units on hand (WPL.AX)			2,505.00	138,643.10 DR
31/05/2020	Revaluation - 29/05/2020 @ \$28.170000 (System Price) - 1,200.000000 Units on hand (SHL.AX)			1,584.00	137,059.10 DR
31/05/2020	Revaluation - 29/05/2020 @ \$17.890000 (System Price) - 4,000.000000 Units on hand (ANZ.AX)			4,920.00	132,139.10 DR
31/05/2020	Revaluation - 29/05/2020 @ \$9.590000 (System Price) - 1,200.000000 Units on hand (CWN.AX)			60.00	132,079.10 DR
31/05/2020	Revaluation - 29/05/2020 @ \$5.890000 (System Price) - 1,886.000000 Units on hand (ORG.AX)			1,471.08	130,608.02 DR
31/05/2020	Revaluation - 29/05/2020 @ \$35.340000 (System Price) - 2,200.000000 Units on hand (WOW.AX)		1,518.00		132,126.02 DR
31/05/2020	Revaluation - 29/05/2020 @ \$8.760000 (System Price) - 3,300.000000 Units on hand (CCL.AX)			1,419.00	130,707.02 DR
31/05/2020	Revaluation - 29/05/2020 @ \$3.240000 (System Price) - 21,000.000000 Units on hand (TLS.AX)			3,990.00	126,717.02 DR
31/05/2020	Revaluation - 29/05/2020 @ \$17.220000 (System Price) - 2,000.000000 Units on hand (WBC.AX)			3,060.00	123,657.02 DR
31/05/2020	Revaluation - 29/05/2020 @ \$40.370000 (System Price) - 2,400.000000 Units on hand (WES.AX)			6,912.00	116,745.02 DR
31/05/2020	Revaluation - 29/05/2020 @ \$5.360000 (System Price) - 6,400.000000 Units on hand (STO.AX)			5,376.00	111,369.02 DR
16/06/2020	143447 SOLD 2000 ANZ @ 18.4300 50 (ANZ.AX)		21,622.73		132,991.75 DR
16/06/2020	Unrealised Gain writeback as at 16/06/2020 (ANZ.AX)			42,811.82	90,179.93 DR
16/06/2020	143465 SOLD 100 CWN @ 9.7400 50 (CWN.AX)		424.20		90,604.13 DR
16/06/2020	Unrealised Gain writeback as at 16/06/2020 (CWN.AX)			4,725.70	85,878.43 DR
16/06/2020	143481 SOLD 1886 ORG @ 5.6815 50 (ORG.AX)		9,488.89		95,367.32 DR
16/06/2020	Unrealised Gain writeback as at 16/06/2020 (ORG.AX)			9,076.14	86,291.18 DR
16/06/2020	143503 SOLD 3000 QBE @ 8.2800 50 (QBE.AX)		8,026.03		94,317.21 DR
16/06/2020	Unrealised Gain writeback as at 16/06/2020 (QBE.AX)			2,250.69	92,066.52 DR

Gale Family Superannuation Fund

General Ledger

As at 30 June 2020

Transaction Date	Description	Units	Debit	Credit	Balance \$
16/06/2020	143562 SOLD 1500 WPL @ 21.0400 50 (WPL.AX)		20,201.92		112,268.44 DR
16/06/2020	Unrealised Gain writeback as at 16/06/2020 (WPL.AX)			17,731.52	94,536.92 DR
16/06/2020	143585 SOLD 1200 COL @ 15.8000 50 (COL.AX)			1,859.34	92,677.58 DR
16/06/2020	Unrealised Gain writeback as at 16/06/2020 (COL.AX)			1,673.17	91,004.41 DR
16/06/2020	143601 SOLD 10000 PRU @ 1.1850 50 (PRU.AX)			1,911.02	89,093.39 DR
16/06/2020	143596 SOLD 1500 WES @ 42.2970 50 (WES.AX)			5,061.93	84,031.46 DR
16/06/2020	Unrealised Gain writeback as at 16/06/2020 (WES.AX)			21,418.02	62,613.44 DR
30/06/2020	Revaluation - 30/06/2020 @ \$0.000000 - 0.000000 Units on hand (NGI.AX)			18,157.50	44,455.94 DR
30/06/2020	Revaluation - 30/06/2020 @ \$0.000000 - 0.000000 Units on hand (CBA.AX)			11,177.38	33,278.56 DR
30/06/2020	Revaluation - 30/06/2020 @ \$0.000000 - 0.000000 Units on hand (CPU.AX)			10,660.00	22,618.56 DR
30/06/2020	Revaluation - 30/06/2020 @ \$0.000000 - 0.000000 Units on hand (NCM.AX)		5,268.00		27,886.56 DR
30/06/2020	Revaluation - 30/06/2020 @ \$0.000000 - 0.000000 Units on hand (QBE.AX)		4,053.46		31,940.02 DR
30/06/2020	Revaluation - 30/06/2020 @ \$0.000000 - 0.000000 Units on hand (AZJ.AX)		3,276.00		35,216.02 DR
30/06/2020	Revaluation - 30/06/2020 @ \$0.000000 - 0.000000 Units on hand (WPL.AX)			1,680.00	33,536.02 DR
30/06/2020	Revaluation - 30/06/2020 @ \$0.000000 - 0.000000 Units on hand (SHL.AX)		4,747.88		38,283.90 DR
30/06/2020	Revaluation - 30/06/2020 @ \$0.000000 - 0.000000 Units on hand (ANZ.AX)			2,892.56	35,391.34 DR
30/06/2020	Revaluation - 30/06/2020 @ \$0.000000 - 0.000000 Units on hand (CWN.AX)			83.00	35,308.34 DR
30/06/2020	Revaluation - 30/06/2020 @ \$0.000000 - 0.000000 Units on hand (ORG.AX)			4,111.48	31,196.86 DR
30/06/2020	Revaluation - 30/06/2020 @ \$0.000000 - 0.000000 Units on hand (WOW.AX)		23,817.03		55,013.89 DR
30/06/2020	Revaluation - 30/06/2020 @ \$0.000000 - 0.000000 Units on hand (CCL.AX)			1,103.62	53,910.27 DR
30/06/2020	Revaluation - 30/06/2020 @ \$0.000000 - 0.000000 Units on hand (TLS.AX)		7,205.03		61,115.30 DR
30/06/2020	Revaluation - 30/06/2020 @ \$0.000000 - 0.000000 Units on hand (WBC.AX)			24,160.00	36,955.30 DR
30/06/2020	Revaluation - 30/06/2020 @ \$0.000000 - 0.000000 Units on hand (WES.AX)		9,419.98		46,375.28 DR
30/06/2020	Revaluation - 30/06/2020 @ \$0.000000 - 0.000000 Units on hand (STO.AX)			5,538.48	40,836.80 DR
30/06/2020	Revaluation - 30/06/2020 @ \$0.000000 - 0.000000 Units on hand (COL.AX)		1,596.00		42,432.80 DR

Gale Family Superannuation Fund

General Ledger

As at 30 June 2020

Transaction Date	Description	Units	Debit	Credit	Balance \$
			360,113.24	317,680.44	42,432.80 DR
Interest Received (25000)					
<u>Macquarie A/c 962279501 (MBL962279501)</u>					
31/07/2019	MACQUARIE CMA INTEREST PAID INTR 73			267.24	267.24 CR
30/08/2019	MACQUARIE CMA INTEREST PAID INTR 73			296.66	563.90 CR
30/09/2019	MACQUARIE CMA INTEREST PAID INTR 73			272.48	836.38 CR
31/10/2019	MACQUARIE CMA INTEREST PAID INTR 73			198.42	1,034.80 CR
29/11/2019	MACQUARIE CMA INTEREST PAID INTR 73			180.38	1,215.18 CR
31/12/2019	MACQUARIE CMA INTEREST PAID INTR 73			180.43	1,395.61 CR
31/01/2020	MACQUARIE CMA INTEREST PAID INTR 73			177.62	1,573.23 CR
28/02/2020	MACQUARIE CMA INTEREST PAID INTR 73			164.14	1,737.37 CR
31/03/2020	MACQUARIE CMA INTEREST PAID INTR 73			86.59	1,823.96 CR
30/04/2020	MACQUARIE CMA INTEREST PAID INTR 73			15.29	1,839.25 CR
29/05/2020	MACQUARIE CMA INTEREST PAID INTR 73			15.68	1,854.93 CR
30/06/2020	MACQUARIE CMA INTEREST PAID INTR 73			18.31	1,873.24 CR
				1,873.24	1,873.24 CR
<u>Westpac Acc: 34-8634 (Westpac Acc: 34-8634)</u>					
31/07/2019	Interest Paid			8.79	8.79 CR
30/08/2019	Interest Paid			4.88	13.67 CR
30/09/2019	Interest Paid			5.05	18.72 CR
31/10/2019	Interest Paid			4.67	23.39 CR
29/11/2019	Interest Paid			3.15	26.54 CR
31/12/2019	Interest Paid			3.47	30.01 CR
31/01/2020	Interest Paid			3.36	33.37 CR
28/02/2020	Interest Paid			3.04	36.41 CR
31/03/2020	Interest Paid			2.71	39.12 CR
30/04/2020	Interest Paid			1.62	40.74 CR
29/05/2020	Interest Paid			1.57	42.31 CR
30/06/2020	Interest Paid			1.73	44.04 CR
				44.04	44.04 CR
<u>Westpac Acc:34-8642 (Westpac Acc:34-8642)</u>					
31/07/2019	Interest Paid			0.01	0.01 CR
				0.01	0.01 CR
Interest Received ATO (25100)					
<u>Interest Received ATO (25100)</u>					
23/07/2019	2018 tax return refund			3.58	3.58 CR
				3.58	3.58 CR
Other Investment Income (26500)					
<u>CMC Markets 16482290 (CMCMarkets16482290)</u>					
05/02/2020	Promotional pmt			30.00	30.00 CR

Gale Family Superannuation Fund

General Ledger

As at 30 June 2020

Transaction Date	Description	Units	Debit	Credit	Balance \$
02/03/2020	Promotional pmt			15.00	45.00 CR
02/03/2020	Promotional pmt			15.00	60.00 CR
				60.00	60.00 CR
Accountancy Fees (30100)					
<u>Accountancy Fees (30100)</u>					
15/07/2019	TRANSACT FUNDS TFR TO Senrico Pty Ltd TD		4,400.00		4,400.00 DR
			4,400.00		4,400.00 DR
Administration Costs (30200)					
<u>Administration Costs (30200)</u>					
01/07/2019	TRANSACT FUNDS TFR TO TRANSFERWISE LTD TD - Legal Entity Identifier renewal		120.00		120.00 DR
04/07/2019	JNL5430 DATA SUBSCRIPTION FEE JUNE 2019 DT		66.00		186.00 DR
06/08/2019	JNL5858 DATA SUBSCRIPTION FEE JULY 2019 DT		107.25		293.25 DR
04/09/2019	JNL6266 DATA SUBSCRIPTION FEE AUGUST 201 DT		66.00		359.25 DR
04/10/2019	JNL6719 DATA SUBSCRIPTION FEE SEPTEMBER DT		107.25		466.50 DR
15/10/2019	RECEIPT FROM MORRISON SECURITIES PTY LTD - refund for overcharge on data subscription			82.50	384.00 DR
05/11/2019	JNL7167 DATA SUBSCRIPTION FEE OCTOBER 20 DT		66.00		450.00 DR
05/12/2019	JNL7651 DATA SUBSCRIPTION FEE NOVEMBER 2 DT		107.25		557.25 DR
03/01/2020	JNL8059 DATA SUBSCRIPTION FEE DECEMBER 2 DT		107.25		664.50 DR
05/02/2020	JNL8558 DATA SUBSCRIPTION FEE JANUARY 20 DT		66.00		730.50 DR
05/03/2020	JNL9065 DATA SUBSCRIPTION FEE FEBRUARY 2 DT		66.00		796.50 DR
02/04/2020	JNL9639 DATA SUBSCRIPTION FEE MARCH 2020 DT		66.00		862.50 DR
04/05/2020	JNL10186 DATA SUBSCRIPTION FEE APRIL 202 DT		66.00		928.50 DR
03/06/2020	JNL10976 DATA SUBSCRIPTION FEE MAY 2020 DT		66.00		994.50 DR
12/06/2020	Legal Entity Identifier 5 year renewal		450.00		1,444.50 DR
			1,527.00	82.50	1,444.50 DR
ATO Supervisory Levy (30400)					
<u>ATO Supervisory Levy (30400)</u>					
23/07/2019	2018 tax return refund		259.00		259.00 DR
			259.00		259.00 DR
Auditor's Remuneration (30700)					
<u>Auditor's Remuneration (30700)</u>					
15/07/2019	TRANSACT FUNDS TFR TO Superannuation Aud TD		396.00		396.00 DR
			396.00		396.00 DR
Bank Charges (31500)					
<u>Bank Charges (31500)</u>					
03/01/2020	Inactivity fee		15.00		15.00 DR
04/02/2020	Inactivity fee		15.00		30.00 DR

Gale Family Superannuation Fund

General Ledger

As at 30 June 2020

Transaction Date	Description	Units	Debit	Credit	Balance \$
			30.00		30.00 DR
Insurance (38000)					
<i>Insurance (38000)</i>					
24/06/2020	BPAY TO Audit Shield BP		320.00		320.00 DR
			320.00		320.00 DR
Pensions Paid (41600)					
<i>(Pensions Paid) Gale, Margaret Ann - Pension (Pension) (GALMAR00001P)</i>					
03/07/2019	PP TO W AND M A GALE 46		230.00		230.00 DR
23/10/2019	PP TO W AND M A GALE 46		1,200.00		1,430.00 DR
23/10/2019	TRANSACT FUNDS TFR TO W AND M A GALE TD		5,000.00		6,430.00 DR
06/11/2019	PP TO W AND M A GALE 46		1,200.00		7,630.00 DR
20/11/2019	PP TO W AND M A GALE 46		1,200.00		8,830.00 DR
04/12/2019	PP TO W AND M A GALE 46		1,200.00		10,030.00 DR
18/12/2019	PP TO W AND M A GALE 46		1,200.00		11,230.00 DR
			11,230.00		11,230.00 DR
<i>(Pensions Paid) Gale, Margaret Ann - Pension (Account Based Pension 4) (GALMAR00005P)</i>					
03/07/2019	PP TO W AND M A GALE 46		970.00		970.00 DR
17/07/2019	PP TO W AND M A GALE 46		1,200.00		2,170.00 DR
			2,170.00		2,170.00 DR
<i>(Pensions Paid) Gale, Margaret Ann - Pension (Account Based Pension 6) (GALMAR00057P)</i>					
11/09/2019	PP TO W AND M A GALE 46		1,200.00		1,200.00 DR
25/09/2019	PP TO W AND M A GALE 46		1,200.00		2,400.00 DR
			2,400.00		2,400.00 DR
<i>(Pensions Paid) Gale, Wayne - Pension (Account Based Pension) (GALWAY00001P)</i>					
29/07/2019	TRANSACT TFR TO 120598990 WAYNE GALE DT		200,000.00		200,000.00 DR
29/07/2019	TRANSACT TFR TO 120598990 WAYNE GALE DT		100,000.00		300,000.00 DR
31/07/2019	PP TO W AND M A GALE 46		1,200.00		301,200.00 DR
02/08/2019	TRANSACT FUNDS TFR TO W AND M A GALE TD		2,000.00		303,200.00 DR
			303,200.00		303,200.00 DR
<i>(Pensions Paid) Gale, Wayne - Pension (Account Based Pension 2) (GALWAY00005P)</i>					
02/08/2019	TRANSACT FUNDS TFR TO W AND M A GALE TD		3,000.00		3,000.00 DR
02/06/2020	TRANSACT FUNDS TFR TO W AND M A GALE TD		10,000.00		13,000.00 DR
30/06/2020	TRANSACT FUNDS TFR TO W AND M A GALE TD		2,250.00		15,250.00 DR
			15,250.00		15,250.00 DR
<i>(Pensions Paid) Gale, Wayne - Pension (Account Based Pension 5) (GALWAY00034P)</i>					
14/08/2019	PP TO W AND M A GALE 46		1,200.00		1,200.00 DR
28/08/2019	PP TO W AND M A GALE 46		1,200.00		2,400.00 DR
02/06/2020	TRANSACT FUNDS TFR TO W AND M A GALE TD		10,000.00		12,400.00 DR
30/06/2020	TRANSACT FUNDS TFR TO W AND M A GALE TD		2,250.00		14,650.00 DR
			14,650.00		14,650.00 DR
<i>(Pensions Paid) Gale, Wayne - Pension (Account Based Pension 6) (GALWAY00440P)</i>					

Gale Family Superannuation Fund

General Ledger

As at 30 June 2020

Transaction Date	Description	Units	Debit	Credit	Balance \$
30/09/2019	TRANSACT FUNDS TFR TO W AND M A GALE TD		4,000.00		4,000.00 DR
09/10/2019	PP TO W AND M A GALE 46		1,200.00		5,200.00 DR
11/10/2019	TRANSACT FUNDS TFR TO W AND M A GALE TD		4,000.00		9,200.00 DR
26/11/2019	TRANSACT FUNDS TFR TO W AND M A GALE TD		5,000.00		14,200.00 DR
31/12/2019	PP TO W AND M A GALE 46		1,200.00		15,400.00 DR
15/01/2020	PP TO W AND M A GALE 46		1,200.00		16,600.00 DR
29/01/2020	PP TO W AND M A GALE 46		1,200.00		17,800.00 DR
12/02/2020	PP TO W AND M A GALE 46		1,200.00		19,000.00 DR
17/02/2020	TRANSACT FUNDS TFR TO W and M A Gale TD		5,000.00		24,000.00 DR
26/02/2020	PP TO W AND M A GALE 46		1,200.00		25,200.00 DR
11/03/2020	PP TO W AND M A GALE 46		1,200.00		26,400.00 DR
16/03/2020	TRANSACT FUNDS TFR TO W AND M A GALE TD		5,000.00		31,400.00 DR
25/03/2020	PP TO W AND M A GALE 46		1,200.00		32,600.00 DR
08/04/2020	PP TO W AND M A GALE 46		1,200.00		33,800.00 DR
22/04/2020	PP TO W AND M A GALE 46		1,200.00		35,000.00 DR
06/05/2020	PP TO W AND M A GALE 46		1,200.00		36,200.00 DR
20/05/2020	PP TO W AND M A GALE 46		1,200.00		37,400.00 DR
03/06/2020	PP TO W AND M A GALE 46		1,200.00		38,600.00 DR
17/06/2020	PP TO W AND M A GALE 46		1,200.00		39,800.00 DR
			39,800.00		39,800.00 DR
Income Tax Expense (48500)					
<u>Income Tax Expense (48500)</u>					
28/07/2019	Create Entries - Franking Credits Adjustment - 28/07/2019			685.71	685.71 CR
30/06/2020	Create Entries - Franking Credits Adjustment - 30/06/2020			3,219.79	3,905.50 CR
				3,905.50	3,905.50 CR
Profit/Loss Allocation Account (49000)					
<u>Profit/Loss Allocation Account (49000)</u>					
03/07/2019	System Member Journals			230.00	230.00 CR
03/07/2019	System Member Journals			970.00	1,200.00 CR
17/07/2019	System Member Journals			1,200.00	2,400.00 CR
28/07/2019	Create Entries - Profit/Loss Allocation - 28/07/2019		2,408.01		8.01 DR
28/07/2019	Create Entries - Profit/Loss Allocation - 28/07/2019		823.55		831.56 DR
28/07/2019	Create Entries - Profit/Loss Allocation - 28/07/2019		802.86		1,634.42 DR
28/07/2019	Create Entries - Profit/Loss Allocation - 28/07/2019		89.65		1,724.07 DR
28/07/2019	Create Entries - Profit/Loss Allocation - 28/07/2019		820.10		2,544.17 DR
28/07/2019	Create Entries - Profit/Loss Allocation - 28/07/2019		802.86		3,347.03 DR
29/07/2019	System Member Journals	300,000.00			303,347.03 DR
29/07/2019	System Member Journals			200,000.00	103,347.03 DR
29/07/2019	System Member Journals			100,000.00	3,347.03 DR
31/07/2019	System Member Journals			1,200.00	2,147.03 DR
02/08/2019	System Member Journals			3,000.00	852.97 CR

Gale Family Superannuation Fund

General Ledger

As at 30 June 2020

Transaction Date	Description	Units	Debit	Credit	Balance \$
02/08/2019	System Member Journals			2,000.00	2,852.97 CR
14/08/2019	System Member Journals			1,200.00	4,052.97 CR
28/08/2019	System Member Journals			1,200.00	5,252.97 CR
11/09/2019	System Member Journals			1,200.00	6,452.97 CR
25/09/2019	System Member Journals			1,200.00	7,652.97 CR
30/09/2019	System Member Journals			4,000.00	11,652.97 CR
09/10/2019	System Member Journals			1,200.00	12,852.97 CR
11/10/2019	System Member Journals			4,000.00	16,852.97 CR
23/10/2019	System Member Journals			1,200.00	18,052.97 CR
23/10/2019	System Member Journals			5,000.00	23,052.97 CR
06/11/2019	System Member Journals			1,200.00	24,252.97 CR
20/11/2019	System Member Journals			1,200.00	25,452.97 CR
26/11/2019	System Member Journals			5,000.00	30,452.97 CR
04/12/2019	System Member Journals			1,200.00	31,652.97 CR
18/12/2019	System Member Journals			1,200.00	32,852.97 CR
31/12/2019	System Member Journals			1,200.00	34,052.97 CR
15/01/2020	System Member Journals			1,200.00	35,252.97 CR
29/01/2020	System Member Journals			1,200.00	36,452.97 CR
12/02/2020	System Member Journals			1,200.00	37,652.97 CR
17/02/2020	System Member Journals			5,000.00	42,652.97 CR
26/02/2020	System Member Journals			1,200.00	43,852.97 CR
11/03/2020	System Member Journals			1,200.00	45,052.97 CR
16/03/2020	System Member Journals			5,000.00	50,052.97 CR
25/03/2020	System Member Journals			1,200.00	51,252.97 CR
08/04/2020	System Member Journals			1,200.00	52,452.97 CR
22/04/2020	System Member Journals			1,200.00	53,652.97 CR
06/05/2020	System Member Journals			1,200.00	54,852.97 CR
20/05/2020	System Member Journals			1,200.00	56,052.97 CR
02/06/2020	System Member Journals			10,000.00	66,052.97 CR
02/06/2020	System Member Journals			10,000.00	76,052.97 CR
03/06/2020	System Member Journals			1,200.00	77,252.97 CR
17/06/2020	System Member Journals			1,200.00	78,452.97 CR
30/06/2020	System Member Journals			2,250.00	80,702.97 CR
30/06/2020	System Member Journals			2,250.00	82,952.97 CR
30/06/2020	Create Entries - Profit/Loss Allocation - 30/06/2020			49.12	83,002.09 CR
30/06/2020	Create Entries - Profit/Loss Allocation - 30/06/2020			5,511.00	88,513.09 CR
30/06/2020	Create Entries - Profit/Loss Allocation - 30/06/2020			5,409.01	93,922.10 CR
30/06/2020	Create Entries - Profit/Loss Allocation - 30/06/2020			15,479.15	109,401.25 CR
30/06/2020	Create Entries - Profit/Loss Allocation - 30/06/2020			200.19	109,601.44 CR
30/06/2020	Create Entries - Profit/Loss Allocation - 30/06/2020			5,658.31	115,259.75 CR
30/06/2020	Create Entries - Profit/Loss Allocation - 30/06/2020			5,465.67	120,725.42 CR
			305,747.03	426,472.45	120,725.42 CR

Opening Balance (50010)

(Opening Balance) Gale, Margaret Ann - Pension (Pension) (GALMAR00001P)

Gale Family Superannuation Fund

General Ledger

As at 30 June 2020

Transaction Date	Description	Units	Debit	Credit	Balance \$
01/07/2019	Opening Balance				102,157.27 CR
01/07/2019	Close Period Journal		90,702.96		11,454.31 CR
			90,702.96		11,454.31 CR
<u>(Opening Balance) Gale, Margaret Ann - Pension (Account Based Pension 4) (GALMAR00005P)</u>					
01/07/2019	Opening Balance				99,289.14 CR
01/07/2019	Close Period Journal			4,895.21	104,184.35 CR
				4,895.21	104,184.35 CR
<u>(Opening Balance) Gale, Margaret Ann - Pension (Account Based Pension 6) (GALMAR00057P)</u>					
01/07/2019	Close Period Journal			100,595.36	100,595.36 CR
				100,595.36	100,595.36 CR
<u>(Opening Balance) Gale, Wayne - Pension (Account Based Pension) (GALWAY00001P)</u>					
01/07/2019	Opening Balance				425,935.17 CR
01/07/2019	Close Period Journal		124,293.55		301,641.62 CR
			124,293.55		301,641.62 CR
<u>(Opening Balance) Gale, Wayne - Pension (Account Based Pension 2) (GALWAY00005P)</u>					
01/07/2019	Opening Balance				99,288.61 CR
01/07/2019	Close Period Journal			3,863.68	103,152.29 CR
				3,863.68	103,152.29 CR
<u>(Opening Balance) Gale, Wayne - Pension (Account Based Pension 5) (GALWAY00034P)</u>					
01/07/2019	Close Period Journal			100,596.04	100,596.04 CR
				100,596.04	100,596.04 CR
Contributions (52420)					
<u>(Contributions) Gale, Margaret Ann - Accumulation (GALMAR00002A)</u>					
01/07/2019	Opening Balance				100,500.00 CR
01/07/2019	Close Period Journal		100,500.00		0.00 DR
			100,500.00		0.00 DR
<u>(Contributions) Gale, Wayne - Accumulation (GALWAY00002A)</u>					
01/07/2019	Opening Balance				100,000.00 CR
01/07/2019	Close Period Journal		100,000.00		0.00 DR
29/07/2019	System Member Journals			300,000.00	300,000.00 CR
			100,000.00	300,000.00	300,000.00 CR
Share of Profit/(Loss) (53100)					
<u>(Share of Profit/(Loss)) Gale, Margaret Ann - Pension (Pension) (GALMAR00001P)</u>					
01/07/2019	Opening Balance				8,416.22 CR
01/07/2019	Close Period Journal		8,416.22		0.00 DR
28/07/2019	Create Entries - Profit/Loss Allocation - 28/07/2019			89.65	89.65 CR
30/06/2020	Create Entries - Profit/Loss Allocation - 30/06/2020		200.19		110.54 DR
			8,616.41	89.65	110.54 DR
<u>(Share of Profit/(Loss)) Gale, Margaret Ann - Pension (Account Based Pension 4) (GALMAR00005P)</u>					
01/07/2019	Opening Balance				8,895.21 CR
01/07/2019	Close Period Journal		8,895.21		0.00 DR
28/07/2019	Create Entries - Profit/Loss Allocation - 28/07/2019			820.10	820.10 CR
30/06/2020	Create Entries - Profit/Loss Allocation - 30/06/2020		5,658.31		4,838.21 DR

Gale Family Superannuation Fund

General Ledger

As at 30 June 2020

Transaction Date	Description	Units	Debit	Credit	Balance \$
			14,553.52	820.10	4,838.21 DR
<u>(Share of Profit/(Loss)) Gale, Margaret Ann - Pension (Account Based Pension 5) (GALMAR00056P)</u>					
01/07/2019	Opening Balance				30.82 CR
01/07/2019	Close Period Journal		30.82		0.00 DR
			30.82		0.00 DR
<u>(Share of Profit/(Loss)) Gale, Margaret Ann - Pension (Account Based Pension 6) (GALMAR00057P)</u>					
01/07/2019	Opening Balance				945.36 CR
01/07/2019	Close Period Journal		945.36		0.00 DR
28/07/2019	Create Entries - Profit/Loss Allocation - 28/07/2019			802.86	802.86 CR
30/06/2020	Create Entries - Profit/Loss Allocation - 30/06/2020		5,465.67		4,662.81 DR
			6,411.03	802.86	4,662.81 DR
<u>(Share of Profit/(Loss)) Gale, Wayne - Pension (Account Based Pension) (GALWAY00001P)</u>					
01/07/2019	Opening Balance				36,056.45 CR
01/07/2019	Close Period Journal		36,056.45		0.00 DR
28/07/2019	Create Entries - Profit/Loss Allocation - 28/07/2019			2,408.01	2,408.01 CR
30/06/2020	Create Entries - Profit/Loss Allocation - 30/06/2020		49.12		2,358.89 CR
			36,105.57	2,408.01	2,358.89 CR
<u>(Share of Profit/(Loss)) Gale, Wayne - Pension (Account Based Pension 2) (GALWAY00005P)</u>					
01/07/2019	Opening Balance				8,863.68 CR
01/07/2019	Close Period Journal		8,863.68		0.00 DR
28/07/2019	Create Entries - Profit/Loss Allocation - 28/07/2019			823.55	823.55 CR
30/06/2020	Create Entries - Profit/Loss Allocation - 30/06/2020		5,511.00		4,687.45 DR
			14,374.68	823.55	4,687.45 DR
<u>(Share of Profit/(Loss)) Gale, Wayne - Pension (Account Based Pension 5) (GALWAY00034P)</u>					
01/07/2019	Opening Balance				946.04 CR
01/07/2019	Close Period Journal		946.04		0.00 DR
28/07/2019	Create Entries - Profit/Loss Allocation - 28/07/2019			802.86	802.86 CR
30/06/2020	Create Entries - Profit/Loss Allocation - 30/06/2020		5,409.01		4,606.15 DR
			6,355.05	802.86	4,606.15 DR
<u>(Share of Profit/(Loss)) Gale, Wayne - Pension (Account Based Pension 6) (GALWAY00440P)</u>					
30/06/2020	Create Entries - Profit/Loss Allocation - 30/06/2020		15,479.15		15,479.15 DR
			15,479.15		15,479.15 DR

Pensions Paid (54160)

(Pensions Paid) Gale, Margaret Ann - Pension (Pension) (GALMAR00001P)

01/07/2019	Opening Balance				99,119.18 DR
01/07/2019	Close Period Journal			99,119.18	0.00 DR
03/07/2019	System Member Journals		230.00		230.00 DR
23/10/2019	System Member Journals		1,200.00		1,430.00 DR
23/10/2019	System Member Journals		5,000.00		6,430.00 DR
06/11/2019	System Member Journals		1,200.00		7,630.00 DR
20/11/2019	System Member Journals		1,200.00		8,830.00 DR
04/12/2019	System Member Journals		1,200.00		10,030.00 DR

Gale Family Superannuation Fund

General Ledger

As at 30 June 2020

Transaction Date	Description	Units	Debit	Credit	Balance \$
18/12/2019	System Member Journals		1,200.00		11,230.00 DR
			11,230.00	99,119.18	11,230.00 DR
<u>(Pensions Paid) Gale, Margaret Ann - Pension (Account Based Pension 4) (GALMAR00005P)</u>					
01/07/2019	Opening Balance				4,000.00 DR
01/07/2019	Close Period Journal			4,000.00	0.00 DR
03/07/2019	System Member Journals		970.00		970.00 DR
17/07/2019	System Member Journals		1,200.00		2,170.00 DR
			2,170.00	4,000.00	2,170.00 DR
<u>(Pensions Paid) Gale, Margaret Ann - Pension (Account Based Pension 5) (GALMAR00056P)</u>					
01/07/2019	Opening Balance				530.82 DR
01/07/2019	Close Period Journal			530.82	0.00 DR
				530.82	0.00 DR
<u>(Pensions Paid) Gale, Margaret Ann - Pension (Account Based Pension 6) (GALMAR00057P)</u>					
01/07/2019	Opening Balance				350.00 DR
01/07/2019	Close Period Journal			350.00	0.00 DR
11/09/2019	System Member Journals		1,200.00		1,200.00 DR
25/09/2019	System Member Journals		1,200.00		2,400.00 DR
			2,400.00	350.00	2,400.00 DR
<u>(Pensions Paid) Gale, Wayne - Pension (Account Based Pension) (GALWAY00001P)</u>					
01/07/2019	Opening Balance				160,350.00 DR
01/07/2019	Close Period Journal			160,350.00	0.00 DR
29/07/2019	System Member Journals		200,000.00		200,000.00 DR
29/07/2019	System Member Journals		100,000.00		300,000.00 DR
31/07/2019	System Member Journals		1,200.00		301,200.00 DR
02/08/2019	System Member Journals		2,000.00		303,200.00 DR
			303,200.00	160,350.00	303,200.00 DR
<u>(Pensions Paid) Gale, Wayne - Pension (Account Based Pension 2) (GALWAY00005P)</u>					
01/07/2019	Opening Balance				5,000.00 DR
01/07/2019	Close Period Journal			5,000.00	0.00 DR
02/08/2019	System Member Journals		3,000.00		3,000.00 DR
02/06/2020	System Member Journals		10,000.00		13,000.00 DR
30/06/2020	System Member Journals		2,250.00		15,250.00 DR
			15,250.00	5,000.00	15,250.00 DR
<u>(Pensions Paid) Gale, Wayne - Pension (Account Based Pension 5) (GALWAY00034P)</u>					
01/07/2019	Opening Balance				350.00 DR
01/07/2019	Close Period Journal			350.00	0.00 DR
14/08/2019	System Member Journals		1,200.00		1,200.00 DR
28/08/2019	System Member Journals		1,200.00		2,400.00 DR
02/06/2020	System Member Journals		10,000.00		12,400.00 DR
30/06/2020	System Member Journals		2,250.00		14,650.00 DR
			14,650.00	350.00	14,650.00 DR
<u>(Pensions Paid) Gale, Wayne - Pension (Account Based Pension 6) (GALWAY00440P)</u>					
30/09/2019	System Member Journals		4,000.00		4,000.00 DR
09/10/2019	System Member Journals		1,200.00		5,200.00 DR
11/10/2019	System Member Journals		4,000.00		9,200.00 DR
26/11/2019	System Member Journals		5,000.00		14,200.00 DR

Gale Family Superannuation Fund

General Ledger

As at 30 June 2020

Transaction Date	Description	Units	Debit	Credit	Balance \$
31/12/2019	System Member Journals		1,200.00		15,400.00 DR
15/01/2020	System Member Journals		1,200.00		16,600.00 DR
29/01/2020	System Member Journals		1,200.00		17,800.00 DR
12/02/2020	System Member Journals		1,200.00		19,000.00 DR
17/02/2020	System Member Journals		5,000.00		24,000.00 DR
26/02/2020	System Member Journals		1,200.00		25,200.00 DR
11/03/2020	System Member Journals		1,200.00		26,400.00 DR
16/03/2020	System Member Journals		5,000.00		31,400.00 DR
25/03/2020	System Member Journals		1,200.00		32,600.00 DR
08/04/2020	System Member Journals		1,200.00		33,800.00 DR
22/04/2020	System Member Journals		1,200.00		35,000.00 DR
06/05/2020	System Member Journals		1,200.00		36,200.00 DR
20/05/2020	System Member Journals		1,200.00		37,400.00 DR
03/06/2020	System Member Journals		1,200.00		38,600.00 DR
17/06/2020	System Member Journals		1,200.00		39,800.00 DR
			39,800.00		39,800.00 DR

Internal Transfers In (56100)

(Internal Transfers In) Gale, Margaret Ann - Pension (Account Based Pension 5) (GALMAR00056P)

01/07/2019	Opening Balance				500.00 CR
01/07/2019	Close Period Journal		500.00		0.00 DR
			500.00		0.00 DR

(Internal Transfers In) Gale, Margaret Ann - Pension (Account Based Pension 6) (GALMAR00057P)

01/07/2019	Opening Balance				100,000.00 CR
01/07/2019	Close Period Journal		100,000.00		0.00 DR
			100,000.00		0.00 DR

(Internal Transfers In) Gale, Wayne - Pension (Account Based Pension 5) (GALWAY00034P)

01/07/2019	Opening Balance				100,000.00 CR
01/07/2019	Close Period Journal		100,000.00		0.00 DR
			100,000.00		0.00 DR

(Internal Transfers In) Gale, Wayne - Pension (Account Based Pension 6) (GALWAY00440P)

29/07/2019	New Pension Member			300,000.00	300,000.00 CR
				300,000.00	300,000.00 CR

Internal Transfers Out (57100)

(Internal Transfers Out) Gale, Margaret Ann - Accumulation (GALMAR00002A)

01/07/2019	Opening Balance				100,500.00 DR
01/07/2019	Close Period Journal			100,500.00	0.00 DR
				100,500.00	0.00 DR

(Internal Transfers Out) Gale, Wayne - Accumulation (GALWAY00002A)

01/07/2019	Opening Balance				100,000.00 DR
01/07/2019	Close Period Journal			100,000.00	0.00 DR
29/07/2019	New Pension Member		300,000.00		300,000.00 DR
			300,000.00	100,000.00	300,000.00 DR

Bank Accounts (60400)

Commonwealth A/c 10901915 (CBA10901915)

01/07/2019	Opening Balance				100.00 DR
------------	-----------------	--	--	--	-----------

Gale Family Superannuation Fund

General Ledger

As at 30 June 2020

Transaction Date	Description	Units	Debit	Credit	Balance \$
					100.00 DR
<u>CMC Markets 16482290 (CMCMarkets16482290)</u>					
01/07/2019	Opening Balance				8,287.07 DR
03/01/2020	Inactivity fee			15.00	8,272.07 DR
04/02/2020	Inactivity fee			15.00	8,257.07 DR
05/02/2020	Promotional pmt		30.00		8,287.07 DR
05/02/2020	Closed option			0.15	8,286.92 DR
02/03/2020	Promotional pmt		15.00		8,301.92 DR
02/03/2020	Promotional pmt		15.00		8,316.92 DR
			60.00	30.15	8,316.92 DR
<u>Macquarie A/c 962279501 (MBL962279501)</u>					
01/07/2019	Opening Balance				322,454.72 DR
01/07/2019	50353 SOLD 14000 TLS @ 3.6800 50		51,476.63		373,931.35 DR
01/07/2019	TRANSACT FUNDS TFR TO TRANSFERWISE LTD TD - Legal Entity Identifier renewal			120.00	373,811.35 DR
01/07/2019	ANZ DIVIDEND A067/00674745 DVND 56 [System Matched Income Data]		1,600.00		375,411.35 DR
03/07/2019	PP TO W AND M A GALE 46			1,200.00	374,211.35 DR
04/07/2019	JNL5430 DATA SUBSCRIPTION FEE JUNE 2019 DT			66.00	374,145.35 DR
12/07/2019	JNL5539 DERIVATIVE JOURNAL 50		860.01		375,005.36 DR
15/07/2019	TRANSACT FUNDS TFR TO Senrico Pty Ltd TD			4,400.00	370,605.36 DR
15/07/2019	TRANSACT FUNDS TFR TO Superannuation Aud TD			396.00	370,209.36 DR
17/07/2019	PP TO W AND M A GALE 46			1,200.00	369,009.36 DR
23/07/2019	2018 tax return refund		3,593.80		372,603.16 DR
26/07/2019	JNL5726 DERIVATIVE JOURNAL DT			1.71	372,601.45 DR
29/07/2019	56502 SOLD 2000 WOW @ 34.5000 50		68,940.90		441,542.35 DR
29/07/2019	56501 SOLD 1133 WES @ 37.8600 50		42,859.77		484,402.12 DR
29/07/2019	TRANSACT TFR TO 120598990 WAYNE GALE DT			200,000.00	284,402.12 DR
29/07/2019	TRANSACT TFR TO 120598990 WAYNE GALE DT			100,000.00	184,402.12 DR
29/07/2019	WGALE RECONTRIB DF		300,000.00		484,402.12 DR
31/07/2019	PP TO W AND M A GALE 46			1,200.00	483,202.12 DR
31/07/2019	MACQUARIE CMA INTEREST PAID INTR 73		267.24		483,469.36 DR
02/08/2019	TRANSACT FUNDS TFR TO W AND M A GALE TD			5,000.00	478,469.36 DR
06/08/2019	JNL5858 DATA SUBSCRIPTION FEE JULY 2019 DT			107.25	478,362.11 DR
12/08/2019	59087 BGHT 1433 WES @ 39.0200 DT			55,962.98	422,399.13 DR
14/08/2019	PP TO W AND M A GALE 46			1,200.00	421,199.13 DR
28/08/2019	PP TO W AND M A GALE 46			1,200.00	419,999.13 DR
30/08/2019	MACQUARIE CMA INTEREST PAID INTR 73		296.66		420,295.79 DR
04/09/2019	JNL6266 DATA SUBSCRIPTION FEE AUGUST 201 DT			66.00	420,229.79 DR
11/09/2019	PP TO W AND M A GALE 46			1,200.00	419,029.79 DR
20/09/2019	WOODSIDE INT19/00608089 DVND		798.58		419,828.37 DR

Gale Family Superannuation Fund

General Ledger

As at 30 June 2020

Transaction Date	Description	Units	Debit	Credit	Balance \$
	56 [System Matched Income Data]				
25/09/2019	PP TO W AND M A GALE 46			1,200.00	418,628.37 DR
26/09/2019	COLES GROUP LTD FIN19/01182808 DVND 56 [System Matched Income Data]		426.00		419,054.37 DR
27/09/2019	Origin Energy S00060620423 DVND 56 [System Matched Income Data]		282.90		419,337.27 DR
30/09/2019	TRANSACT FUNDS TFR TO W AND M A GALE TD			4,000.00	415,337.27 DR
30/09/2019	MACQUARIE CMA INTEREST PAID INTR 73		272.48		415,609.75 DR
04/10/2019	JNL6719 DATA SUBSCRIPTION FEE SEPTEMBER DT			107.25	415,502.50 DR
04/10/2019	QBE DIVIDEND 19FPA/00854945 DVND 56 [System Matched Income Data]		750.00		416,252.50 DR
04/10/2019	CWN INTEREST OCT19/00830211 DVND 56 [System Matched Income Data]		30.00		416,282.50 DR
09/10/2019	PP TO W AND M A GALE 46			1,200.00	415,082.50 DR
09/10/2019	WESFARMERS LTD FIN19/01064653 DVND 56		1,170.00		416,252.50 DR
11/10/2019	TRANSACT FUNDS TFR TO W AND M A GALE TD			4,000.00	412,252.50 DR
15/10/2019	RECEIPT FROM MORRISON SECURITIES PTY LTD - refund for overcharge on data subscription		82.50		412,335.00 DR
23/10/2019	PP TO W AND M A GALE 46			1,200.00	411,135.00 DR
23/10/2019	TRANSACT FUNDS TFR TO W AND M A GALE TD			5,000.00	406,135.00 DR
31/10/2019	MACQUARIE CMA INTEREST PAID INTR 73		198.42		406,333.42 DR
05/11/2019	JNL7167 DATA SUBSCRIPTION FEE OCTOBER 20 DT			66.00	406,267.42 DR
06/11/2019	PP TO W AND M A GALE 46			1,200.00	405,067.42 DR
20/11/2019	PP TO W AND M A GALE 46			1,200.00	403,867.42 DR
26/11/2019	TRANSACT FUNDS TFR TO W AND M A GALE TD			5,000.00	398,867.42 DR
29/11/2019	MACQUARIE CMA INTEREST PAID INTR 73		180.38		399,047.80 DR
04/12/2019	PP TO W AND M A GALE 46			1,200.00	397,847.80 DR
05/12/2019	JNL7651 DATA SUBSCRIPTION FEE NOVEMBER 2 DT			107.25	397,740.55 DR
11/12/2019	80465 BGHT 10000 PRU @ 0.9900 DT			9,919.49	387,821.06 DR
18/12/2019	PP TO W AND M A GALE 46			1,200.00	386,621.06 DR
18/12/2019	ANZ DIVIDEND A068/00667736 DVND 56		1,600.00		388,221.06 DR
31/12/2019	PP TO W AND M A GALE 46			1,200.00	387,021.06 DR
31/12/2019	MACQUARIE CMA INTEREST PAID INTR 73		180.43		387,201.49 DR
03/01/2020	JNL8059 DATA SUBSCRIPTION FEE DECEMBER 2 DT			107.25	387,094.24 DR
15/01/2020	PP TO W AND M A GALE 46			1,200.00	385,894.24 DR
29/01/2020	PP TO W AND M A GALE 46			1,200.00	384,694.24 DR
31/01/2020	MACQUARIE CMA INTEREST PAID INTR 73		177.62		384,871.86 DR
05/02/2020	JNL8558 DATA SUBSCRIPTION FEE JANUARY 20 DT			66.00	384,805.86 DR
12/02/2020	PP TO W AND M A GALE 46			1,200.00	383,605.86 DR
17/02/2020	TRANSACT FUNDS TFR TO W and M A Gale TD			5,000.00	378,605.86 DR

Gale Family Superannuation Fund

General Ledger

As at 30 June 2020

Transaction Date	Description	Units	Debit	Credit	Balance \$
26/02/2020	PP TO W AND M A GALE 46			1,200.00	377,405.86 DR
28/02/2020	MACQUARIE CMA INTEREST PAID INTR 73		164.14		377,570.00 DR
05/03/2020	JNL9065 DATA SUBSCRIPTION FEE FEBRUARY 2 DT			66.00	377,504.00 DR
11/03/2020	PP TO W AND M A GALE 46			1,200.00	376,304.00 DR
16/03/2020	TRANSACT FUNDS TFR TO W AND M A GALE TD			5,000.00	371,304.00 DR
20/03/2020	WOODSIDE FIN19/00608787 DVND 56 [System Matched Income Data]		1,246.98		372,550.98 DR
25/03/2020	PP TO W AND M A GALE 46			1,200.00	371,350.98 DR
27/03/2020	Origin Energy S00060620423 DVND 56 [System Matched Income Data]		282.90		371,633.88 DR
27/03/2020	COLES GROUP LTD INT20/01151026 DVND 56 [System Matched Income Data]		360.00		371,993.88 DR
31/03/2020	MACQUARIE CMA INTEREST PAID INTR 73		86.59		372,080.47 DR
31/03/2020	WESFARMERS LTD INT20/01058537 DVND 56		1,125.00		373,205.47 DR
02/04/2020	JNL9639 DATA SUBSCRIPTION FEE MARCH 2020 DT			66.00	373,139.47 DR
08/04/2020	PP TO W AND M A GALE 46			1,200.00	371,939.47 DR
09/04/2020	QBE DIVIDEND FPA20/00849226 DVND 56 [System Matched Income Data]		810.00		372,749.47 DR
17/04/2020	CWN DIVIDEND 20APR/00828872 DVND 56 [System Matched Income Data]		30.00		372,779.47 DR
22/04/2020	PP TO W AND M A GALE 46			1,200.00	371,579.47 DR
30/04/2020	MACQUARIE CMA INTEREST PAID INTR 73		15.29		371,594.76 DR
04/05/2020	JNL10186 DATA SUBSCRIPTION FEE APRIL 202 DT			66.00	371,528.76 DR
06/05/2020	PP TO W AND M A GALE 46			1,200.00	370,328.76 DR
20/05/2020	PP TO W AND M A GALE 46			1,200.00	369,128.76 DR
29/05/2020	MACQUARIE CMA INTEREST PAID INTR 73		15.68		369,144.44 DR
02/06/2020	TRANSACT FUNDS TFR TO W AND M A GALE TD			20,000.00	349,144.44 DR
03/06/2020	PP TO W AND M A GALE 46			1,200.00	347,944.44 DR
03/06/2020	JNL10976 DATA SUBSCRIPTION FEE MAY 2020 DT			66.00	347,878.44 DR
12/06/2020	Legal Entity Identifier 5 year renewal			450.00	347,428.44 DR
16/06/2020	143596 SOLD 1500 WES @ 42.2970 50		63,391.41		410,819.85 DR
16/06/2020	143465 SOLD 100 CWN @ 9.7400 50		959.50		411,779.35 DR
16/06/2020	143447 SOLD 2000 ANZ @ 18.4300 50		36,829.83		448,609.18 DR
16/06/2020	143562 SOLD 1500 WPL @ 21.0400 50		31,534.60		480,143.78 DR
16/06/2020	143503 SOLD 3000 QBE @ 8.2800 50		24,820.51		504,964.29 DR
16/06/2020	143585 SOLD 1200 COL @ 15.8000 50		18,940.51		523,904.80 DR
16/06/2020	143601 SOLD 10000 PRU @ 1.1850 50		11,830.51		535,735.31 DR
16/06/2020	143481 SOLD 1886 ORG @ 5.6815 50		10,695.79		546,431.10 DR
17/06/2020	PP TO W AND M A GALE 46			1,200.00	545,231.10 DR
24/06/2020	BPAY TO Audit Shield BP			320.00	544,911.10 DR

Gale Family Superannuation Fund

General Ledger

As at 30 June 2020

Transaction Date	Description	Units	Debit	Credit	Balance \$
30/06/2020	TRANSACT FUNDS TFR TO W AND M A GALE TD			4,500.00	540,411.10 DR
30/06/2020	MACQUARIE CMA INTEREST PAID INTR 73		18.31		540,429.41 DR
			679,201.87	461,227.18	540,429.41 DR
<u>Westpac Acc: 34-8634 (Westpac Acc: 34-8634)</u>					
01/07/2019	Opening Balance				39,627.10 DR
31/07/2019	Interest Paid		8.79		39,635.89 DR
30/08/2019	Interest Paid		4.88		39,640.77 DR
30/09/2019	Interest Paid		5.05		39,645.82 DR
31/10/2019	Interest Paid		4.67		39,650.49 DR
29/11/2019	Interest Paid		3.15		39,653.64 DR
31/12/2019	Interest Paid		3.47		39,657.11 DR
31/01/2020	Interest Paid		3.36		39,660.47 DR
28/02/2020	Interest Paid		3.04		39,663.51 DR
31/03/2020	Interest Paid		2.71		39,666.22 DR
30/04/2020	Interest Paid		1.62		39,667.84 DR
29/05/2020	Interest Paid		1.57		39,669.41 DR
30/06/2020	Interest Paid		1.73		39,671.14 DR
			44.04		39,671.14 DR
<u>Westpac Acc:34-8642 (Westpac Acc:34-8642)</u>					
01/07/2019	Opening Balance				71.87 DR
31/07/2019	Interest Paid		0.01		71.88 DR
			0.01		71.88 DR
Sundry Debtors (68000)					
<u>Sundry Debtors (68000)</u>					
01/07/2019	Opening Balance				51,476.63 DR
01/07/2019	50353 SOLD 14000 TLS @ 3.6800 50			51,476.63	0.00 DR
				51,476.63	0.00 DR
Derivatives (Options, Hybrids, Future Contracts) (72300)					
<u>ETO Margin Account (ETO Margin Account)</u>					
01/07/2019	Opening Balance				7.75 DR
			0.00		7.75 DR
Shares in Listed Companies (Australian) (77600)					
<u>Australia And New Zealand Banking Group Limited (ANZ.AX)</u>					
01/07/2019	Opening Balance	2,000.00			56,420.00 DR
28/07/2019	Revaluation - 26/07/2019 @ \$27.780000 (System Price) - 2,000.000000 Units on hand			860.00	55,560.00 DR
31/03/2020	Revaluation - 30/03/2020 @ \$16.780000 (System Price) - 4,000.000000 Units on hand			47,251.82	8,308.18 DR
30/04/2020	Revaluation - 29/04/2020 @ \$16.660000 (System Price) - 4,000.000000 Units on hand			480.00	7,828.18 DR
31/05/2020	Revaluation - 29/05/2020 @ \$17.890000 (System Price) - 4,000.000000 Units on hand		4,920.00		12,748.18 DR
16/06/2020	143447 SOLD 2000 ANZ @ 18.4300 50	(2,000.00)		58,452.56	45,704.38 CR
16/06/2020	Unrealised Gain writeback as at		42,811.82		2,892.56 CR

Gale Family Superannuation Fund

General Ledger

As at 30 June 2020

Transaction Date	Description	Units	Debit	Credit	Balance \$
	16/06/2020				
30/06/2020	Revaluation - 30/06/2020 @ \$0.000000 - 0.000000 Units on hand		2,892.56		0.00 DR
		0.00	50,624.38	107,044.38	0.00 DR
<u>Aurizon Holdings Limited (AZJ.AX)</u>					
31/03/2020	Revaluation - 30/03/2020 @ \$4.830000 (System Price) - 7,800.000000 Units on hand		3,900.00		3,900.00 DR
30/04/2020	Revaluation - 29/04/2020 @ \$4.680000 (System Price) - 7,800.000000 Units on hand			1,170.00	2,730.00 DR
31/05/2020	Revaluation - 29/05/2020 @ \$4.750000 (System Price) - 7,800.000000 Units on hand		546.00		3,276.00 DR
30/06/2020	Revaluation - 30/06/2020 @ \$0.000000 - 0.000000 Units on hand			3,276.00	0.00 DR
		0.00	4,446.00	4,446.00	0.00 DR
<u>Commonwealth Bank Of Australia. (CBA.AX)</u>					
31/03/2020	Revaluation - 30/03/2020 @ \$63.950000 (System Price) - 1,000.000000 Units on hand			10,977.38	10,977.38 CR
30/04/2020	Revaluation - 29/04/2020 @ \$61.070000 (System Price) - 1,000.000000 Units on hand			2,880.00	13,857.38 CR
31/05/2020	Revaluation - 29/05/2020 @ \$63.750000 (System Price) - 1,000.000000 Units on hand		2,680.00		11,177.38 CR
30/06/2020	Revaluation - 30/06/2020 @ \$0.000000 - 0.000000 Units on hand		11,177.38		0.00 DR
		0.00	13,857.38	13,857.38	0.00 DR
<u>Coca-cola Amatil Limited (CCL.AX)</u>					
31/03/2020	Revaluation - 30/03/2020 @ \$8.680000 (System Price) - 3,300.000000 Units on hand			1,367.62	1,367.62 CR
30/04/2020	Revaluation - 29/04/2020 @ \$8.330000 (System Price) - 3,300.000000 Units on hand			1,155.00	2,522.62 CR
31/05/2020	Revaluation - 29/05/2020 @ \$8.760000 (System Price) - 3,300.000000 Units on hand		1,419.00		1,103.62 CR
30/06/2020	Revaluation - 30/06/2020 @ \$0.000000 - 0.000000 Units on hand		1,103.62		0.00 DR
		0.00	2,522.62	2,522.62	0.00 DR
<u>Coles Group Limited. (COL.AX)</u>					
01/07/2019	Opening Balance	1,200.00			16,020.00 DR
28/07/2019	Revaluation - 26/07/2019 @ \$14.170000 (System Price) - 1,200.000000 Units on hand		984.00		17,004.00 DR
16/06/2020	143585 SOLD 1200 COL @ 15.8000 50	(1,200.00)		17,081.17	77.17 CR
16/06/2020	Unrealised Gain writeback as at 16/06/2020		1,673.17		1,596.00 DR
30/06/2020	Revaluation - 30/06/2020 @ \$0.000000 - 0.000000 Units on hand			1,596.00	0.00 DR
		0.00	2,657.17	18,677.17	0.00 DR
<u>Computershare Limited. (CPU.AX)</u>					

Gale Family Superannuation Fund

General Ledger

As at 30 June 2020

Transaction Date	Description	Units	Debit	Credit	Balance \$
31/03/2020	Revaluation - 30/03/2020 @ \$9.710000 (System Price) - 2,000.000000 Units on hand			17,440.00	17,440.00 CR
30/04/2020	Revaluation - 29/04/2020 @ \$11.360000 (System Price) - 2,000.000000 Units on hand		3,300.00		14,140.00 CR
31/05/2020	Revaluation - 29/05/2020 @ \$13.100000 (System Price) - 2,000.000000 Units on hand		3,480.00		10,660.00 CR
30/06/2020	Revaluation - 30/06/2020 @ \$0.000000 - 0.000000 Units on hand		10,660.00		0.00 DR
		0.00	17,440.00	17,440.00	0.00 DR
<u>Crown Resorts Limited (CWN.AX)</u>					
01/07/2019	Opening Balance	100.00			1,245.00 DR
28/07/2019	Revaluation - 26/07/2019 @ \$12.670000 (System Price) - 100.000000 Units on hand		22.00		1,267.00 DR
31/03/2020	Revaluation - 30/03/2020 @ \$7.200000 (System Price) - 1,200.000000 Units on hand			7,560.00	6,293.00 CR
30/04/2020	Revaluation - 29/04/2020 @ \$9.540000 (System Price) - 1,200.000000 Units on hand		2,808.00		3,485.00 CR
31/05/2020	Revaluation - 29/05/2020 @ \$9.590000 (System Price) - 1,200.000000 Units on hand		60.00		3,425.00 CR
16/06/2020	143465 SOLD 100 CWN @ 9.7400 50	(100.00)		1,383.70	4,808.70 CR
16/06/2020	Unrealised Gain writeback as at 16/06/2020		4,725.70		83.00 CR
30/06/2020	Revaluation - 30/06/2020 @ \$0.000000 - 0.000000 Units on hand		83.00		0.00 DR
		0.00	7,698.70	8,943.70	0.00 DR
<u>Newcrest Mining Limited (NCM.AX)</u>					
31/03/2020	Revaluation - 30/03/2020 @ \$24.510000 (System Price) - 600.000000 Units on hand		1,626.00		1,626.00 DR
30/04/2020	Revaluation - 29/04/2020 @ \$27.540000 (System Price) - 600.000000 Units on hand		1,818.00		3,444.00 DR
31/05/2020	Revaluation - 29/05/2020 @ \$30.580000 (System Price) - 600.000000 Units on hand		1,824.00		5,268.00 DR
30/06/2020	Revaluation - 30/06/2020 @ \$0.000000 - 0.000000 Units on hand			5,268.00	0.00 DR
		0.00	5,268.00	5,268.00	0.00 DR
<u>Navigator Global Investments Limited (NGI.AX)</u>					
31/03/2020	Revaluation - 30/03/2020 @ \$2.160000 (System Price) - 4,500.000000 Units on hand			14,310.00	14,310.00 CR
30/04/2020	Revaluation - 29/04/2020 @ \$1.290000 (System Price) - 4,500.000000 Units on hand			3,915.00	18,225.00 CR
31/05/2020	Revaluation - 29/05/2020 @ \$1.305000 (System Price) - 4,500.000000 Units on hand		67.50		18,157.50 CR
30/06/2020	Revaluation - 30/06/2020 @ \$0.000000 - 0.000000 Units on hand		18,157.50		0.00 DR
		0.00	18,225.00	18,225.00	0.00 DR

Gale Family Superannuation Fund

General Ledger

As at 30 June 2020

Transaction Date	Description	Units	Debit	Credit	Balance \$
<u>Origin Energy Limited (ORG.AX)</u>					
01/07/2019	Opening Balance	1,886.00			13,786.66 DR
28/07/2019	Revaluation - 26/07/2019 @ \$7.850000 (System Price) - 1,886.000000 Units on hand		1,018.44		14,805.10 DR
31/03/2020	Revaluation - 30/03/2020 @ \$4.430000 (System Price) - 1,886.000000 Units on hand			10,561.60	4,243.50 DR
30/04/2020	Revaluation - 29/04/2020 @ \$5.110000 (System Price) - 1,886.000000 Units on hand		1,282.48		5,525.98 DR
31/05/2020	Revaluation - 29/05/2020 @ \$5.890000 (System Price) - 1,886.000000 Units on hand		1,471.08		6,997.06 DR
16/06/2020	143481 SOLD 1886 ORG @ 5.6815 50	(1,886.00)		20,184.68	13,187.62 CR
16/06/2020	Unrealised Gain writeback as at 16/06/2020		9,076.14		4,111.48 CR
30/06/2020	Revaluation - 30/06/2020 @ \$0.000000 - 0.000000 Units on hand		4,111.48		0.00 DR
		0.00	16,959.62	30,746.28	0.00 DR
<u>Perseus Mining Limited (PRU.AX)</u>					
11/12/2019	80465 BGHT 10000 PRU @ 0.9900 DT	10,000.00	9,919.49		9,919.49 DR
16/06/2020	143601 SOLD 10000 PRU @ 1.1850 50	(10,000.00)		9,919.49	0.00 DR
		0.00	9,919.49	9,919.49	0.00 DR
<u>QBE Insurance Group Limited (QBE.AX)</u>					
01/07/2019	Opening Balance	3,000.00			35,490.00 DR
28/07/2019	Revaluation - 26/07/2019 @ \$12.300000 (System Price) - 3,000.000000 Units on hand		1,410.00		36,900.00 DR
31/03/2020	Revaluation - 30/03/2020 @ \$8.600000 (System Price) - 3,000.000000 Units on hand			2,940.69	33,959.31 DR
30/04/2020	Revaluation - 29/04/2020 @ \$8.240000 (System Price) - 3,000.000000 Units on hand			1,080.00	32,879.31 DR
31/05/2020	Revaluation - 29/05/2020 @ \$8.830000 (System Price) - 3,000.000000 Units on hand		1,770.00		34,649.31 DR
16/06/2020	143503 SOLD 3000 QBE @ 8.2800 50	(3,000.00)		32,846.54	1,802.77 DR
16/06/2020	Unrealised Gain writeback as at 16/06/2020		2,250.69		4,053.46 DR
30/06/2020	Revaluation - 30/06/2020 @ \$0.000000 - 0.000000 Units on hand			4,053.46	0.00 DR
		0.00	5,430.69	40,920.69	0.00 DR
<u>Sonic Healthcare Limited (SHL.AX)</u>					
31/03/2020	Revaluation - 30/03/2020 @ \$24.480000 (System Price) - 1,200.000000 Units on hand		319.88		319.88 DR
30/04/2020	Revaluation - 29/04/2020 @ \$26.850000 (System Price) - 1,200.000000 Units on hand		2,844.00		3,163.88 DR
31/05/2020	Revaluation - 29/05/2020 @ \$28.170000 (System Price) - 1,200.000000 Units on hand		1,584.00		4,747.88 DR
30/06/2020	Revaluation - 30/06/2020 @ \$0.000000 - 0.000000 Units on hand			4,747.88	0.00 DR

Gale Family Superannuation Fund

General Ledger

As at 30 June 2020

Transaction Date	Description	Units	Debit	Credit	Balance \$
		0.00	4,747.88	4,747.88	0.00 DR
<u>Santos Limited (STO.AX)</u>					
31/03/2020	Revaluation - 30/03/2020 @ \$3.380000 (System Price) - 6,400.000000 Units on hand			18,210.48	18,210.48 CR
30/04/2020	Revaluation - 29/04/2020 @ \$4.520000 (System Price) - 6,400.000000 Units on hand		7,296.00		10,914.48 CR
31/05/2020	Revaluation - 29/05/2020 @ \$5.360000 (System Price) - 6,400.000000 Units on hand		5,376.00		5,538.48 CR
30/06/2020	Revaluation - 30/06/2020 @ \$0.000000 - 0.000000 Units on hand		5,538.48		0.00 DR
		0.00	18,210.48	18,210.48	0.00 DR
<u>Telstra Corporation Limited. (TLS.AX)</u>					
31/03/2020	Revaluation - 30/03/2020 @ \$3.250000 (System Price) - 21,000.000000 Units on hand		7,415.03		7,415.03 DR
30/04/2020	Revaluation - 29/04/2020 @ \$3.050000 (System Price) - 21,000.000000 Units on hand			4,200.00	3,215.03 DR
31/05/2020	Revaluation - 29/05/2020 @ \$3.240000 (System Price) - 21,000.000000 Units on hand		3,990.00		7,205.03 DR
30/06/2020	Revaluation - 30/06/2020 @ \$0.000000 - 0.000000 Units on hand			7,205.03	0.00 DR
		0.00	11,405.03	11,405.03	0.00 DR
<u>Westpac Banking Corporation (WBC.AX)</u>					
31/03/2020	Revaluation - 30/03/2020 @ \$16.160000 (System Price) - 2,000.000000 Units on hand			26,280.00	26,280.00 CR
30/04/2020	Revaluation - 29/04/2020 @ \$15.690000 (System Price) - 2,000.000000 Units on hand			940.00	27,220.00 CR
31/05/2020	Revaluation - 29/05/2020 @ \$17.220000 (System Price) - 2,000.000000 Units on hand		3,060.00		24,160.00 CR
30/06/2020	Revaluation - 30/06/2020 @ \$0.000000 - 0.000000 Units on hand		24,160.00		0.00 DR
		0.00	27,220.00	27,220.00	0.00 DR
<u>Wesfarmers Limited (WES.AX)</u>					
01/07/2019	Opening Balance	1,200.00			43,392.00 DR
28/07/2019	Revaluation - 26/07/2019 @ \$39.740000 (System Price) - 1,200.000000 Units on hand		4,296.00		47,688.00 DR
29/07/2019	56501 SOLD 1133 WES @ 37.8600 50	(1,133.00)		39,636.28	8,051.72 DR
29/07/2019	Unrealised Gain writeback as at 29/07/2019		3,526.24		11,577.96 DR
12/08/2019	59087 BGHT 1433 WES @ 39.0200 DT	1,433.00	55,962.98		67,540.94 DR
31/03/2020	Revaluation - 30/03/2020 @ \$35.890000 (System Price) - 2,400.000000 Units on hand			31,961.50	35,579.44 DR
30/04/2020	Revaluation - 29/04/2020 @ \$37.490000 (System Price) - 2,400.000000 Units on hand		3,840.00		39,419.44 DR
31/05/2020	Revaluation - 29/05/2020 @ \$40.370000 (System Price) - 2,400.000000 Units on hand		6,912.00		46,331.44 DR

Gale Family Superannuation Fund

General Ledger

As at 30 June 2020

Transaction Date	Description	Units	Debit	Credit	Balance \$
16/06/2020	143596 SOLD 1500 WES @ 42.2970 50	(1,500.00)		58,329.48	11,998.04 CR
16/06/2020	Unrealised Gain writeback as at 16/06/2020		21,418.02		9,419.98 DR
30/06/2020	Revaluation - 30/06/2020 @ \$0.000000 - 0.000000 Units on hand			9,419.98	0.00 DR
		0.00	95,955.24	139,347.24	0.00 DR
Woolworths Group Limited (WOW.AX)					
01/07/2019	Opening Balance	2,000.00			66,460.00 DR
28/07/2019	Revaluation - 26/07/2019 @ \$35.230000 (System Price) - 2,000.000000 Units on hand		4,000.00		70,460.00 DR
29/07/2019	56502 SOLD 2000 WOW @ 34.5000 50	(2,000.00)		57,188.42	13,271.58 DR
31/03/2020	Revaluation - 30/03/2020 @ \$38.140000 (System Price) - 2,200.000000 Units on hand		16,705.45		29,977.03 DR
30/04/2020	Revaluation - 29/04/2020 @ \$36.030000 (System Price) - 2,200.000000 Units on hand			4,642.00	25,335.03 DR
31/05/2020	Revaluation - 29/05/2020 @ \$35.340000 (System Price) - 2,200.000000 Units on hand			1,518.00	23,817.03 DR
30/06/2020	Revaluation - 30/06/2020 @ \$0.000000 - 0.000000 Units on hand			23,817.03	0.00 DR
		0.00	20,705.45	87,165.45	0.00 DR
Woodside Petroleum Ltd (WPL.AX)					
01/07/2019	Opening Balance	1,500.00			54,540.00 DR
28/07/2019	Revaluation - 26/07/2019 @ \$34.340000 (System Price) - 1,500.000000 Units on hand			3,030.00	51,510.00 DR
31/03/2020	Revaluation - 30/03/2020 @ \$17.970000 (System Price) - 1,500.000000 Units on hand			26,235.00	25,275.00 DR
30/04/2020	Revaluation - 29/04/2020 @ \$21.000000 (System Price) - 1,500.000000 Units on hand		4,545.00		29,820.00 DR
31/05/2020	Revaluation - 29/05/2020 @ \$22.670000 (System Price) - 1,500.000000 Units on hand		2,505.00		32,325.00 DR
16/06/2020	143562 SOLD 1500 WPL @ 21.0400 50	(1,500.00)		51,736.52	19,411.52 CR
16/06/2020	Unrealised Gain writeback as at 16/06/2020		17,731.52		1,680.00 CR
30/06/2020	Revaluation - 30/06/2020 @ \$0.000000 - 0.000000 Units on hand		1,680.00		0.00 DR
		0.00	26,461.52	81,001.52	0.00 DR
Income Tax Payable/Refundable (85000)					
Income Tax Payable/Refundable (85000)					
01/07/2019	Opening Balance				12,245.17 DR
23/07/2019	2018 tax return refund			3,849.22	8,395.95 DR
28/07/2019	Create Entries - Franking Credits Adjustment - 28/07/2019		685.71		9,081.66 DR
30/06/2020	Create Entries - Franking Credits Adjustment - 30/06/2020		3,219.79		12,301.45 DR
			3,905.50	3,849.22	12,301.45 DR

Total Debits: 3,511,082.94

Total Credits: 3,511,082.94

Gale Family Superannuation Fund

Statement of Financial Position

As at 30 June 2020

	Note	2020 \$	2019 \$
Assets			
Investments			
Derivatives (Options, Hybrids, Future Contracts)	2	7.75	7.75
Shares in Listed Companies (Australian)	3	0.00	287,353.66
Total Investments		<u>7.75</u>	<u>287,361.41</u>
Other Assets			
Sundry Debtors		0.00	51,476.63
Macquarie A/c 962279501		540,429.41	322,454.72
Commonwealth A/c 10901915		100.00	100.00
Westpac Acc: 34-8634		39,671.14	39,627.10
Westpac Acc:34-8642		71.88	71.87
CMC Markets 16482290		8,316.92	8,287.07
Income Tax Refundable		12,301.45	12,245.17
Total Other Assets		<u>600,890.80</u>	<u>434,262.56</u>
Total Assets		<u>600,898.55</u>	<u>721,623.97</u>
Net assets available to pay benefits		<u>600,898.55</u>	<u>721,623.97</u>
Represented by:			
Liability for accrued benefits allocated to members' accounts			
	5, 6		
Gale, Wayne - Pension (Account Based Pension 4)		800.51	301,641.62
Gale, Wayne - Pension (Account Based Pension 2)		83,214.84	103,152.29
Gale, Wayne - Pension (Account Based Pension 5)		81,339.89	100,596.04
Gale, Wayne - Pension (Account Based Pension 6)		244,720.85	0.00
Gale, Margaret Ann - Pension (Pension)		113.77	11,454.31
Gale, Margaret Ann - Pension (Account Based Pension 4)		97,176.14	104,184.35
Gale, Margaret Ann - Pension (Account Based Pension 6)		93,532.55	100,595.36
Total Liability for accrued benefits allocated to members' accounts		<u>600,898.55</u>	<u>721,623.97</u>

The accompanying notes form part of these financial statements.

Gale Family Superannuation Fund

Operating Statement

For the year ended 30 June 2020

	Note	2020 \$	2019 \$
Income			
Investment Income			
Trust Distributions	9	858.15	20,247.69
Dividends Received	8	10,512.36	21,210.42
Interest Received		1,917.29	2,921.22
Other Investment Income		60.00	0.00
Contribution Income			
Personal Non Concessional		300,000.00	200,000.00
Other Contributions		0.00	500.00
Other Income			
Interest Received ATO		3.58	0.00
Total Income		<u>313,351.38</u>	<u>244,879.33</u>
Expenses			
Accountancy Fees		4,400.00	0.00
Administration Costs		1,444.50	819.50
ATO Supervisory Levy		259.00	259.00
Auditor's Remuneration		396.00	0.00
Advisor Fees		0.00	24.16
Bank Charges		30.00	0.00
Insurance		320.00	320.00
		<u>6,849.50</u>	<u>1,422.66</u>
Member Payments			
Pensions Paid		388,700.00	269,700.00
Investment Losses			
Changes in Market Values	10	<u>42,432.80</u>	<u>(12,801.16)</u>
Total Expenses		<u>437,982.30</u>	<u>258,321.50</u>
Benefits accrued as a result of operations before income tax		<u>(124,630.92)</u>	<u>(13,442.17)</u>
Income Tax Expense	11	<u>(3,905.50)</u>	<u>(8,395.95)</u>
Benefits accrued as a result of operations		<u>(120,725.42)</u>	<u>(5,046.22)</u>

The accompanying notes form part of these financial statements.

Gale Family Superannuation Fund

Fund Summary Report

As at 30 June 2020

Fund Details

Date Formed: 20/11/2008
Tax File Number: Provided
ABN: 60569208970

Period: 01/07/2019 - 30/06/2020
Fund Type: SMSF
GST Registered: No

Postal Address:

27 Yaldara Street
Carseldine, Queensland 4034

Physical Address:

27 Yaldara Street
Carseldine, Queensland 4034

Members

Number of Members: 2

Name	Age	Member Accounts	Pension Accounts	Tax File Number	Beneficiary Details
Gale, Wayne	65	7	6	Provided	Provided
Gale, Margaret Ann	65	7	6	Provided	Provided

Fund Relationships

Relationship Type	Contact
Accountant	Sam Greco & Co Chartered Accountants
Accountant/Bookkeeper	Sam Greco & Co Chartered Accountants
Auditor	Boys, Anthony
Auditor	Super Audits Pty Ltd
Fund Contact	Gale Wayne and Margaret
Fund Contact	Gale, Wayne
Fund Contact	Gale, Margaret Ann
Tax Agent	Sam Greco & Co Chartered Accountants
Trustee	Gale, Wayne
Trustee	Gale, Margaret Ann

Cannot generate Depreciation Schedule report. ERROR - There is no data. Distribution Reconciliation Report cannot be displayed.