
Workpapers - 2021 Financial Year

MauriceToal Superfund

Preparer: Queen Galvez

Reviewer: Steven Lee

Printed: 03 May 2022

Lead Schedule

2021 Financial Year

| Code | Workpaper | CY Balance | LY Balance | Change | Status |
|-------|------------------------------------------|----------------|----------------|-----------|-----------|
| 23800 | Distributions Received | (\$113,735.64) | (\$33,062.44) | 244% | Completed |
| 24200 | Contributions | | (\$500.00) | 100% | Completed |
| 24700 | Changes in Market Values of Investments | (\$47,682.00) | (\$102,544.79) | (53.5)% | Completed |
| 24800 | Changes in Market Values of Other Assets | (\$497.48) | \$391.21 | (227.16)% | Completed |
| 25000 | Interest Received | (\$65.16) | (\$333.19) | (80.44)% | Completed |
| 26500 | Other Investment Income | (\$887.78) | (\$1,598.16) | (44.45)% | Completed |
| 30100 | Accountancy Fees | \$538.00 | \$549.00 | (2)% | Completed |
| 30400 | ATO Supervisory Levy | \$259.00 | \$259.00 | 0% | Completed |
| 30700 | Auditor's Remuneration | \$450.00 | \$450.00 | 0% | Completed |
| 41600 | Pensions Paid | \$137,797.24 | | 100% | Completed |
| 46000 | Benefits Paid/Transfers Out | | \$25,550.00 | 100% | Completed |
| 48500 | Income Tax Expense | | \$21,423.21 | 100% | Completed |
| 49000 | Profit/Loss Allocation Account | \$38,797.18 | \$89,416.16 | (56.61)% | Completed |
| 50000 | Members | (\$772,482.34) | (\$733,685.16) | 5.29% | Completed |
| 60400 | Bank Accounts | \$902.57 | \$2,122.05 | (57.47)% | Completed |
| 61800 | Distributions Receivable | \$113,735.64 | | 100% | Completed |
| 70040 | Cryptocurrency | | | 0% | Completed |

| Code | Workpaper | CY Balance | LY Balance | Change | Status |
|-------|----------------------------------|--------------|---------------|----------|-----------|
| 74700 | Managed Investments (Australian) | \$657,844.13 | \$752,986.32 | (12.64)% | Completed |
| 85000 | Income Tax Payable /Refundable | | (\$6,449.85) | 100% | Completed |
| 88000 | Sundry Creditors | | | 0% | Completed |
| 89000 | Deferred Tax Liability/Asset | | (\$14,973.36) | 100% | Completed |
| A | Financial Statements | | | | Completed |
| B | Permanent Documents | | | | Completed |
| C | Other Documents | | | | Completed |
| D | Pension Documentation | | | | Completed |
| E | Estate Planning | | | | Completed |

23800 - Distributions Received

2021 Financial Year

Preparer Queen Galvez

Reviewer Steven Lee

Status Completed

| Account Code | Description | CY Balance | LY Balance | Change |
|--------------|-----------------------------------|-------------------|-------------------|--------|
| FHT0032AU2 | Forager International Shares Fund | (\$81,131.76) | | 100% |
| FSF1198AU | CFS FC WS Magellan WS Global Sh | | (\$33,062.44) | 100% |
| PER1547AU | Perpetual Gbl Innvtn Shr Fd A Cls | (\$32,603.88) | | 100% |
| TOTAL | | CY Balance | LY Balance | |
| | | (\$113,735.64) | (\$33,062.44) | |

Supporting Documents

- Distribution Reconciliation Report [Report](#)
- Forager Tax Return Labels, Illusory net Income because Unit Price dropped by that amount, 42388 - FISF - Taxation AMMA - 30.06.2021.pdf [FHT0032AU2](#)
- FORAGER ,42388 - FISF - Distribution - 30.06.2021 (1).pdf [FHT0032AU2](#)
- AMIT Annual Stmt, with unrealised Cap Gain, & Labels.pdf [PER1547AU](#)

Standard Checklist

- Attach a copy of all Tax Statements
- Attach a copy of Distribution Reconciliation Report
- Ensure all Distributions have been reviewed on [Distribution Tax Automation](#)

MauriceToal Superfund Distribution Reconciliation Report

For The Period 01 July 2020 - 30 June 2021

| Date | Non Primary Production Income (A) * ₁ | | | | | Distributed Capital Gains (B) * ₂ | | | | | Foreign Income * ₃ | | Non-Assessable | | | Taxable Income |
|---------------------------------------------|--------------------------------------------------|-------------|-------------|--------------------|---------------------|----------------------------------------------|---------------------|-------------------|-------------|------------------|-------------------------------|--------------------|----------------|-------------|---------------------------------------|-------------------|
| | Payment Received | Franked | Unfranked | Interest/ Other | Franking Credits | Discounted (After Discount) | Rate * ₅ | CGT Concession | Indexed | Other | Foreign Income | Foreign Credits | Tax Exempt | Tax Free | Tax Deferred / AMIT * ₆ | |
| Managed Investments (Australian) | | | | | | | | | | | | | | | | |
| FHT0032AU Forager International Shares Fund | | | | | | | | | | | | | | | | |
| 30/06/2021 | 81,131.76 | | | | | | S | | | | | | | | | 0.00 |
| 30/06/2021 | 0.00 | 0.00 | 0.00 | 0.00 | 0.00 | 12,148.90 | I | 12,148.90 | 0.00 | 56,833.96 | 0.00 | 0.00 | 0.00 | 0.00 | 0.00 | 68,982.86 |
| | 81,131.76 | 0.00 | 0.00 | 0.00 | 0.00 | 12,148.90 | | 12,148.90 | 0.00 | 56,833.96 | 0.00 | 0.00 | 0.00 | 0.00 | 0.00 | 68,982.86 |
| <i>Net Cash Distribution:</i> | <i>81,131.76</i> | | | | | | | | | | | | | | | |
| PER1547AU Perpetual Gbl Innvtn Shr Fd A Cls | | | | | | | | | | | | | | | | |
| 30/06/2021 | 32,603.88 | | | | | | S | | | | | | | | | 0.00 |
| 30/06/2021 | 0.00 | | | 431.09 | 0.00 | 5,817.28 | I | 5,817.28 | 0.00 | 20,503.17 | 35.06 | 246.18 | | | 0.00 | 27,032.78 |
| | 32,603.88 | | | 431.09 | 0.00 | 5,817.28 | | 5,817.28 | 0.00 | 20,503.17 | 35.06 | 246.18 | | | 0.00 | 27,032.78 |
| <i>Net Cash Distribution:</i> | <i>32,603.88</i> | | | | | | | | | | | | | | | |
| | 113,735.64 | 0.00 | 0.00 | 431.09 | 0.00 | 17,966.18 | | 17,966.18 | 0.00 | 77,337.13 | 35.06 | 246.18 | 0.00 | 0.00 | 0.00 | 96,015.64 |

MauriceToal Superfund

Distribution Reconciliation Report

For The Period 01 July 2020 - 30 June 2021

| Date | Non Primary Production Income (A) * ₁ | | | | Distributed Capital Gains (B) * ₂ | | | | Foreign Income * ₃ | | Non-Assessable | | | | Taxable Income | |
|--------------|--------------------------------------------------|---------|-----------|-----------------|----------------------------------------------|-----------------------------|---------------------|----------------|-------------------------------|-----------|----------------|-----------------|------------|----------|----------------|------------------------------------|
| | Payment Received | Franked | Unfranked | Interest/ Other | Franking Credits | Discounted (After Discount) | Rate * ₅ | CGT Concession | Indexed | Other | Foreign Income | Foreign Credits | Tax Exempt | Tax Free | | Tax Deferred / AMIT * ₆ |
| TOTAL | 113,735.64 | 0.00 | 0.00 | 431.09 | 0.00 | 17,966.18 | | 17,966.18 | 0.00 | 77,337.13 | 35.06 | 246.18 | 0.00 | 0.00 | 0.00 | 96,015.64 |

Total Distributed Gains

| Discount Rate | Discounted | Gross |
|-------------------|------------------|-------------------|
| Superfund 1/3 | 0.00 | 0.00 |
| Individual 50%(I) | 17,966.18 | 113,269.48 |
| Total | 17,966.18 | 113,269.48 |

*₁ Summary of Non Primary Production Income (A)

| Tax Label | Franked | Unfranked | Interest/Other | Less Other Deduction | Income Before Credits * ₇ | Franking Credits | Total Including Credits |
|-------------------------------|---------|-----------|----------------|----------------------|--------------------------------------|------------------|-------------------------|
| 11M Gross trust distributions | 0.00 | 0.00 | 431.09 | 0.00 | 431.09 | 0.00 | 431.09 |

*₂ Forms part of the Net Capital Gains calculation for Tax Label 11A.

*₃ Forms part of the Foreign Credits calculation for Tax Label 11D, D1, 13C1.

*₄ Taxable Income is designed to match Tax Statement provided by Fund Manager.

Taxable Income in the SMSF Annual Return will be different due to application of Capital Losses in Net Capital Gain calculation and application of different discount method.

*₅ This is the discount rate selected for the transaction. "S" being Super Funds at 1/3 and "I" being Individual at 50%.

*₆ AMIT cost base net increase is reflected as negative amount i.e. negative tax deferred and AMIT cost base net decrease is reflected as positive amount i.e. positive tax deferred.

*₇ Sum of Income Before Credits reconciles with Taxable Trust Distributions in Statement of Taxable Income.

^ Variance between Payment Received and Net Cash Distribution.

Mr M Toal Mrs F Haywood
 MauriceToal Superfund
 UNIT 15
 121 Tompson Road
 PANANIA NSW 2213
 AUSTRALIA

Forager International Shares Fund

Attribution Managed Investment Trust Member Statement for the period 01/07/2020 to 30/06/2021

Part A: Your details

| | |
|----------------------------------|-----------|
| Australian tax file number (TFN) | Provided |
| Country of tax residency | AUSTRALIA |

Part B: Summary of 2021 tax return (supplementary section) items

| Tax return (supplementary section) | Tax return label | Amount |
|-------------------------------------------------------------------------------------------------------------|-------------------------|---------------|
| Share of net income from trusts, less net capital gains, foreign income and franked distributions (A) | 13U | \$0.00 |
| Franked distributions from trusts | 13C | \$0.00 |
| Share of franking credit from franked dividend | 13Q | \$0.00 |
| Share of credit for tax file number amounts withheld from interest, dividends, and unit trust distributions | 13R | \$0.00 |
| Net capital gain | 18A | \$70,559.84 |
| Total current year capital gains (B) | 18H | \$81,131.76 |
| Assessable foreign source income | 20E | \$0.00 |
| Other net foreign source income | 20M | \$0.00 |
| Foreign income tax offset | 20O | \$0.00 |

Part C AMMA: Components of an attribution

| | Tax Label | Cash Distribution | Tax Paid or Tax Offsets | Attribution |
|-----------------------------------------------------------------|------------------|--------------------------|--------------------------------|--------------------|
| <u>Australian Income</u> | | | | |
| Interest | | \$0.00 | \$0.00 | \$0.00 |
| Other Income | | \$0.00 | \$0.00 | \$0.00 |
| Unfranked Dividends | | \$0.00 | \$0.00 | \$0.00 |
| Unfranked CFI | | \$0.00 | \$0.00 | \$0.00 |
| Non primary-production income (A) | 13U | \$0.00 | \$0.00 | \$0.00 |
| Franked Dividends | 13C/13Q | \$0.00 | \$0.00 | \$0.00 |
| <u>Capital Gains</u> | | | | |
| Capital gains discount: Taxable Australian Property | | \$0.00 | \$0.00 | \$0.00 |
| Capital gains discount: Non - Taxable Australian Property | | \$10,571.92 | \$0.00 | \$10,571.92 |
| Capital gains - Other Method: Taxable Australian Property | | \$0.00 | \$0.00 | \$0.00 |
| Capital gains - Other Method: Non - Taxable Australian Property | | \$59,987.92 | \$0.00 | \$59,987.92 |
| Net capital gain | 18A | \$70,559.84 | \$0.00 | \$70,559.84 |
| AMIT CGT gross up amount | | \$0.00 | \$0.00 | \$10,571.92 |
| Other Capital Gain Distribution | | \$10,571.92 | \$0.00 | \$0.00 |
| Total current year capital gains (B) | 18H | \$81,131.76 | \$0.00 | \$81,131.76 |
| <u>Foreign Income</u> | | | | |
| Other net foreign source income | 20M/20O | \$0.00 | \$0.00 | \$0.00 |
| Assessable foreign source income (C) | 20E | \$0.00 | \$0.00 | \$0.00 |
| <u>Non-assessable Income</u> | | | | |
| Other non-attributable amounts – Tax Deferred | | \$0.00 | \$0.00 | \$0.00 |
| Other non-attributable amounts – Tax Free | | \$0.00 | \$0.00 | \$0.00 |
| Other non-attributable amounts – Returns of Capital | | \$0.00 | \$0.00 | \$0.00 |
| <u>Cost base details</u> | | | | |
| AMIT cost base net amount – excess | | | | \$0.00 |
| AMIT cost base net amount – shortfall | | | | \$0.00 |
| Total cash distribution | | \$81,131.76 | | |
| <u>Other amounts deducted from trust distribution</u> | | | | |
| TFN Amounts withheld | | \$0.00 | | |
| Net Cash Distribution | | \$81,131.76 | | |

Disclaimer; Fundhost Limited ABN 69 092 517 087 AFSL 233 045 has prepared this statement in accordance with the current regulatory requirements as at 30 June 2021. The information in this statement is not tax advice. The tax return references relate only to individual investors. They do not relate to trusts, superannuation funds, partnerships or any other type of investor. Fundhost Limited does not provide tax advice to investors. It is not possible for Fundhost Limited to take into account the financial situation of investors. We recommend that investors seek professional assistance when completing tax returns.

Mr M Toal Mrs F Haywood
 MauriceToal Superfund
 UNIT 15
 121 Tompson Road
 PANANIA NSW 2213
 AUSTRALIA

Forager International Shares Fund

Distribution Confirmation

| Effective Date | Number of Units | Distribution Cents per Unit | Distribution Amount | Withholding Tax | Net Distribution |
|----------------|-----------------|-----------------------------|---------------------|-----------------|------------------|
| 30/06/2021 | 210,661.0572 | 38.5129 | \$81,131.76 | \$0.00 | \$81,131.76 |

Summary of Distribution

| Effective Date | Description | Transaction Amount | Unit Price | Number of Units | Unit Balance |
|----------------|-------------------------|--------------------|------------|-----------------|--------------|
| 01/07/2021 | Opening balance | | 2.1053 | | 210,661.0572 |
| 30/06/2021 | Distribution | \$81,131.76 | | | 210,661.0572 |
| 01/07/2021 | Distribution Reinvested | \$81,131.76 | 2.1095 | 38,460.1849 | 249,121.2421 |
| 01/07/2021 | Closing balance | | 2.1053 | | 249,121.2421 |
| Total | | \$81,131.76 | | 38,460.1849 | |

Distribution proceeds have been reinvested as per your instructions.

Please keep this confirmation as a record of your distribution.



AMIT Member Annual Statement

Please retain this statement for income tax purposes.

Maurice Toal and Fiona Haywood ATF
Maurice Toal Superannuation Fund
U 15 121 Tompson Rd
PANANIA NSW 2213

Perpetual Wholesale Funds

| | |
|------------------|-----------------------------|
| Client number | 500006772 |
| Account number | AC801012298 |
| Issue date | 11 July 2021 |
| Reporting period | 01 July 2020 - 30 June 2021 |
| Client services | 1800 022 033 |

Account name **Maurice Toal and Fiona Haywood ATF
Maurice Toal Superannuation Fund**

Part A - Your details

| | |
|-----------------------|---------------------------------------------------------------------|
| Account name | Maurice Toal and Fiona Haywood ATF Maurice Toal Superannuation Fund |
| Investor type | Superannuation fund |
| Tax File Number (TFN) | ABN provided |
| Account status | Active |

Part B - Tax return information

This summary applies to resident individuals who hold their investment on capital account. [Part C](#) has information for all taxpayers. Use the information in this statement in preference to any amounts automatically downloaded using myTax or your tax agent's pre-filing service.

| | Tax return reference | Amount |
|---------------------------------------------------------------------------------------------------|----------------------|-------------|
| Partnerships and trusts | | |
| Non-primary production income | | |
| Share of net income from trusts, less net capital gains, foreign income and franked distributions | 13U | \$431.09 |
| Capital gains | | |
| Net capital gain | 18A | \$26,320.45 |
| Total current year capital gains | 18H | \$32,137.73 |
| Foreign source income | | |
| Assessable foreign source income | 20E | \$281.24 |
| Other net foreign source income | 20M | \$281.24 |
| Foreign income tax offset | 20O | \$246.18 |

Part C - Detailed information

Perpetual Wholesale Funds - Perpetual Global Innovation Share Fund A Class

| | Distribution / cash | Franking credits / tax offsets | Attributed amount in excess of distribution | Attributed amount |
|---------------------------------------------------------|------------------------|-----------------------------------|---------------------------------------------------|--------------------|
| Australian income | | | | |
| Other income | \$431.09 | | | \$431.09 |
| Non-primary production income | \$431.09 | | | \$431.09 |
| Capital gains | | | | |
| Discounted capital gains (NTAP) | \$5,817.28 | | | \$5,817.28 |
| Capital gains - other (NTAP) | \$20,503.17 | | | \$20,503.17 |
| CGT gross up / concession amount | \$5,817.28 | | | \$5,817.28 |
| Total current year capital gain | \$32,137.73 | | | \$32,137.73 |
| Net capital gain | | | | \$26,320.45 |
| Foreign income | | | | |
| Assessable foreign income | \$35.06 | \$246.18 | | \$281.24 |
| Total foreign source income | \$35.06 | \$246.18 | | \$281.24 |
| Gross distribution | \$32,603.88 | | | |
| Attributed amount in excess of distributions | | | \$0.00 | |
| Net distribution | \$32,603.88 | | | |

Important notes

Attribution Managed Investment Trust (AMIT) regime

Perpetual Investment Management Limited, as the responsible entity, elected into the AMIT regime for the Funds included on this AMIT Member Annual (AMMA) statement.

Investors are subject to tax on the income of the Fund that is attributed to them. The income that has been attributed to you is based on the distributions you have received.

Joint accounts

If this tax statement is for a joint account, it includes 100% of all amounts relevant to the joint account and does not split them between each joint account holder.

Member advice fees

The deductibility of any member advice fee depends on why the amount was paid. If it was paid for the purpose of drawing up a new investment or financial plan, the amount will not be deductible. In contrast, a fee paid for the on-going management of an investment portfolio, which can include the switching of investments, may be deductible. You can turn off the member advice fee at any time by instructing us in writing.

CGT Information

If you are a corporate or a superannuation entity, the capital gains information in Part B of this tax statement will not be applicable to you.

Please refer to our Guide which will assist you with the information provided on this tax statement.

Disclaimer

Perpetual can't give you specific tax advice. We recommend that you see a tax adviser about your situation.

Contact us

Reply Paid 4171
GPO Box 4171
Sydney NSW 2001
Australia

Phone 1800 022 033 (in Australia)
0800 442 261 (in New Zealand)
+61 2 9229 9000 (international)

Fax +61 2 8256 1427

Email investments@perpetual.com.au

Web www.perpetual.com.au

24200 - Contributions

2021 Financial Year

Preparer Queen Galvez

Reviewer Steven Lee

Status Completed

| Account Code | Description | CY Balance | LY Balance | Change |
|--------------|----------------------------------------------------------------|-------------------|-------------------|--------|
| TOAMAU00001A | (Contributions) Toal, Maurice - Accumulation (Accumulation) | | (\$500.00) | 100% |
| TOTAL | | CY Balance | LY Balance | |
| | | | (\$500.00) | |

Supporting Documents

- Contributions Breakdown Report [Report](#)

Standard Checklist

- Attach copies of S290-170 notices (if necessary)
- Attach copy of Contributions Breakdown Report
- Attach SuperStream Contribution Data Report
- Check Fund is registered for SuperStream (if necessary)
- Ensure all Contributions have been allocated from Bank Accounts
- Ensure Work Test is satisfied if members are over 65

MauriceToal Superfund

Contributions Breakdown Report

For The Period 01 July 2020 - 30 June 2021

Summary

| Member | D.O.B | Age (at 30/06/2020) | Total Super Balance (at 30/06/2020) *1 | Concessional | Non-Concessional | Other | Reserves | Total |
|-----------------------|----------|------------------------|-------------------------------------------|--------------|------------------|-------------|-------------|-------------|
| Haywood, Fiona Emilou | Provided | 36 | 0.00 | 0.00 | 0.00 | 0.00 | 0.00 | 0.00 |
| Toal, Maurice | Provided | 65 | 733,685.16 | 0.00 | 0.00 | 0.00 | 0.00 | 0.00 |
| All Members | | | | 0.00 | 0.00 | 0.00 | 0.00 | 0.00 |

*1 TSB can include information external to current fund's transaction records. The amount is per individual across all funds.

Contribution Caps

| Member | Contribution Type | Contributions | Cap | Current Position |
|-----------------------|------------------------------------------------------|---------------|------------|----------------------|
| Haywood, Fiona Emilou | Concessional (5 year carry forward cap available) | 0.00 | 75,000.00 | 75,000.00 Below Cap |
| | Non-Concessional | 0.00 | 100,000.00 | 100,000.00 Below Cap |
| Toal, Maurice | Concessional | 0.00 | 25,000.00 | 25,000.00 Below Cap |
| | Non-Concessional | 0.00 | 100,000.00 | 100,000.00 Below Cap |

Carry Forward Unused Concessional Contribution Cap

| Member | 2016 | 2017 | 2018 | 2019 | 2020 | 2021 | Current Position |
|----------------------------------|------|-----------|-----------|-----------|-----------|-----------|---------------------|
| Haywood, Fiona Emilou | | | | | | | |
| Concessional Contribution Cap | N/A | 30,000.00 | 25,000.00 | 25,000.00 | 25,000.00 | 25,000.00 | |
| Concessional Contribution | N/A | 0.00 | 0.00 | 0.00 | 0.00 | 0.00 | |
| Unused Concessional Contribution | N/A | 0.00 | 0.00 | 25,000.00 | 25,000.00 | 25,000.00 | |
| Cumulative Carry Forward Unused | N/A | N/A | N/A | 0.00 | 25,000.00 | 50,000.00 | |
| Maximum Cap Available | N/A | 30,000.00 | 25,000.00 | 25,000.00 | 50,000.00 | 75,000.00 | 75,000.00 Below Cap |
| Total Super Balance | N/A | 0.00 | 0.00 | 0.00 | 0.00 | 0.00 | |

| | | | | | | | |
|----------------------------------|-----------|-----------|-----------|-----------|------------|------------|---------------------|
| Toal, Maurice | | | | | | | |
| Concessional Contribution Cap | 35,000.00 | 35,000.00 | 25,000.00 | 25,000.00 | 25,000.00 | 25,000.00 | |
| Concessional Contribution | 0.00 | 0.00 | 0.00 | 0.00 | 0.00 | 0.00 | |
| Unused Concessional Contribution | 0.00 | 0.00 | 0.00 | 25,000.00 | 25,000.00 | 25,000.00 | |
| Cumulative Carry Forward Unused | N/A | N/A | N/A | 0.00 | 0.00 | 0.00 | |
| Maximum Cap Available | 35,000.00 | 35,000.00 | 25,000.00 | 25,000.00 | 25,000.00 | 25,000.00 | 25,000.00 Below Cap |
| Total Super Balance | 0.00 | 0.00 | 0.00 | 0.00 | 644,269.00 | 733,685.16 | |

NCC Bring Forward Caps

| Member | Bring Forward Cap | 2018 | 2019 | 2020 | 2021 | Total | Current Position |
|------------------------------|--------------------------|-------------|-------------|-------------|-------------|--------------|-----------------------------|
| Haywood, Fiona Emilou | N/A | 0.00 | 0.00 | 0.00 | 0.00 | N/A | Bring Forward Not Triggered |
| Toal, Maurice | N/A | 0.00 | 0.00 | 0.00 | 0.00 | N/A | Bring Forward Not Triggered |
| Total for All Members | | <u>0.00</u> | <u>0.00</u> | <u>0.00</u> | <u>0.00</u> | | |

24700 - Changes in Market Values of Investments

2021 Financial Year

Preparer Queen Galvez

Reviewer Steven Lee

Status Completed

| Account Code | Description | CY Balance | LY Balance | Change |
|--------------|-----------------------------------------|-------------------|-------------------|---------|
| 24700 | Changes in Market Values of Investments | (\$47,682.00) | (\$102,544.79) | (53.5)% |
| TOTAL | | CY Balance | LY Balance | |
| | | (\$47,682.00) | (\$102,544.79) | |

Supporting Documents

- Realised Capital Gain Report [Report](#)
- Market Movement [Report](#)
- Net Capital Gains Reconciliation [Report](#)

Standard Checklist

- Attach copies of Source Documentation (Contract Notes, Broker Statements, Chess Statements, Contracts of Sale, Managed Fund Statements etc)
- Attach copy of Market Movement report
- Attach copy of Net Capital Gains Reconciliation
- Attach copy of Realised Capital Gain Report
- Ensure all Asset Disposals have been entered
- Ensure all Market Values have been entered for June 30
- Ensure all Tax Deferred Distributions have been entered

MauriceToal Superfund

Market Movement Report

As at 30 June 2021

| Investment | Date | Description | Unrealised | | | | Realised | | | Total |
|------------------------------------------------|-------------------|-----------------|-------------------|--------------------------|---------------------|--------------|-------------------|-------------------|----------------------|--------------------|
| | | | Units | Accounting Cost Movement | Market Movement | Depreciation | Balance | Consideration | Accounting Cost Base | |
| BTA0127AU - BT Invest Funds Technology Fund | | | | | | | | | | |
| | 01/07/2020 | Opening Balance | 313,836.51 | 0.00 | 0.00 | 0.00 | 540,928.61 | 0.00 | 0.00 | 0.00 |
| | 01/07/2020 | Revaluation | 0.00 | 0.00 | 6,119.81 | 0.00 | 547,048.42 | 0.00 | 0.00 | 0.00 |
| | 31/07/2020 | Purchase | 101.79 | 181.96 | 0.00 | 0.00 | 547,230.38 | 0.00 | 0.00 | 0.00 |
| | 31/08/2020 | Purchase | 101.82 | 192.26 | 0.00 | 0.00 | 547,422.64 | 0.00 | 0.00 | 0.00 |
| | 04/09/2020 | Disposal | (314,040.12) | (368,039.61) | 0.00 | 0.00 | 179,383.03 | 576,860.31 | 368,039.61 | 208,820.70 |
| | 04/09/2020 | Writeback | 0.00 | 0.00 | (173,263.22) | 0.00 | 6,119.81 | 0.00 | 0.00 | 0.00 |
| | 15/10/2020 | Purchase | 126,200.69 | 247,000.00 | 0.00 | 0.00 | 253,119.81 | 0.00 | 0.00 | 0.00 |
| | 31/10/2020 | Purchase | 40.93 | 75.23 | 0.00 | 0.00 | 253,195.04 | 0.00 | 0.00 | 0.00 |
| | 30/11/2020 | Purchase | 40.94 | 79.12 | 0.00 | 0.00 | 253,274.16 | 0.00 | 0.00 | 0.00 |
| | 29/12/2020 | Disposal | (126,257.00) | (247,107.37) | 0.00 | 0.00 | 6,166.79 | 249,521.71 | 247,107.37 | 2,414.34 |
| | 23/03/2021 | Revaluation | 0.00 | 0.00 | 2.15 | 0.00 | 6,168.94 | 0.00 | 0.00 | 0.00 |
| | 24/03/2021 | Revaluation | 0.00 | 0.00 | (0.55) | 0.00 | 6,168.39 | 0.00 | 0.00 | 0.00 |
| | 30/06/2021 | Revaluation | 0.00 | 0.00 | 7.49 | 0.00 | 6,175.88 | 0.00 | 0.00 | 0.00 |
| | 30/06/2021 | Revaluation | 0.00 | 0.00 | (6,119.81) | 0.00 | 56.07 | 0.00 | 0.00 | 0.00 |
| | 30/06/2021 | | 25.56 | (367,618.41) | (173,254.13) | 0.00 | 56.07 | 826,382.02 | 615,146.98 | 211,235.04 |
| FHT0032AU2 - Forager International Shares Fund | | | | | | | | | | |
| | 09/04/2021 | Purchase | 210,661.06 | 470,680.00 | 0.00 | 0.00 | 470,680.00 | 0.00 | 0.00 | 0.00 |
| | 30/06/2021 | Revaluation | 0.00 | 0.00 | (27,175.28) | 0.00 | 443,504.72 | 0.00 | 0.00 | 0.00 |
| | 30/06/2021 | | 210,661.06 | 470,680.00 | (27,175.28) | 0.00 | 443,504.72 | 0.00 | 0.00 | 0.00 |
| FSF1198AU - CFS FC WS Magellan WS Global Sh | | | | | | | | | | |
| | 01/07/2020 | Opening Balance | 94,001.38 | 0.00 | 0.00 | 0.00 | 212,057.71 | 0.00 | 0.00 | 0.00 |
| | 01/07/2020 | Revaluation | 0.00 | 0.00 | 799.02 | 0.00 | 212,856.73 | 0.00 | 0.00 | 0.00 |
| | 28/08/2020 | Disposal | (93,576.00) | (238,143.03) | 0.00 | 0.00 | (25,286.30) | 222,533.09 | 238,143.03 | (15,609.94) |
| | 28/08/2020 | Writeback | 0.00 | 0.00 | 26,923.52 | 0.00 | 1,637.22 | 0.00 | 0.00 | 0.00 |
| | 08/09/2020 | Purchase | 10.30 | 23.65 | 0.00 | 0.00 | 1,660.87 | 0.00 | 0.00 | 0.00 |
| | 18/12/2020 | Disposal | (435.68) | (984.24) | 0.00 | 0.00 | 676.63 | 984.17 | 984.24 | (0.07) |
| | 18/12/2020 | Writeback | 0.00 | 0.00 | 122.39 | 0.00 | 799.02 | 0.00 | 0.00 | 0.00 |
| | 30/06/2021 | Revaluation | 0.00 | 0.00 | (799.02) | 0.00 | 0.00 | 0.00 | 0.00 | 0.00 |
| | 30/06/2021 | | 0.00 | (239,103.62) | 27,045.91 | 0.00 | 0.00 | 223,517.26 | 239,127.27 | (15,610.01) |
| FSF5774AU - Baillie Gif Lng Trm Glb Grth Cls A | | | | | | | | | | |
| | 18/12/2020 | Purchase | 487.94 | 984.17 | 0.00 | 0.00 | 984.17 | 0.00 | 0.00 | 0.00 |
| | 21/12/2020 | Purchase | 145,761.03 | 249,000.00 | 0.00 | 0.00 | 249,984.17 | 0.00 | 0.00 | 0.00 |
| | 22/12/2020 | Disposal | (22,310.36) | (38,262.88) | 0.00 | 0.00 | 211,721.29 | 45,223.10 | 38,262.88 | 6,960.22 |

MauriceToal Superfund Market Movement Report

As at 30 June 2021

| Investment | Date | Description | Unrealised | | | | Realised | | | Total |
|----------------------------------------------|-------------------|-------------|-------------------|--------------------------|---------------------|--------------|-------------------|-------------------|----------------------|-------------------|
| | | | Units | Accounting Cost Movement | Market Movement | Depreciation | Balance | Consideration | Accounting Cost Base | |
| | 29/12/2020 | Purchase | 125,535.24 | 249,200.00 | 0.00 | 0.00 | 460,921.29 | 0.00 | 0.00 | 0.00 |
| | 11/02/2021 | Disposal | (1,210.03) | (2,402.02) | 0.00 | 0.00 | 458,519.27 | 2,800.00 | 2,402.02 | 397.98 |
| | 08/03/2021 | Purchase | 28.33 | 53.08 | 0.00 | 0.00 | 458,572.35 | 0.00 | 0.00 | 0.00 |
| | 23/03/2021 | Revaluation | 0.00 | 0.00 | (64,532.70) | 0.00 | 394,039.65 | 0.00 | 0.00 | 0.00 |
| | 24/03/2021 | Revaluation | 0.00 | 0.00 | (11,520.76) | 0.00 | 382,518.89 | 0.00 | 0.00 | 0.00 |
| | 30/03/2021 | Disposal | (248,292.15) | (458,572.34) | 0.00 | 0.00 | (76,053.45) | 474,262.84 | 458,572.34 | 15,690.50 |
| | 30/06/2021 | Revaluation | 0.00 | 0.00 | 76,053.45 | 0.00 | 0.00 | 0.00 | 0.00 | 0.00 |
| | 30/06/2021 | | 0.00 | 0.01 | (0.01) | 0.00 | 0.00 | 522,285.94 | 499,237.24 | 23,048.70 |
| PER1547AU - Perpetual Gbl Invtn Shr Fd A Cls | | | | | | | | | | |
| | 21/10/2020 | Purchase | 149,803.98 | 223,000.00 | 0.00 | 0.00 | 223,000.00 | 0.00 | 0.00 | 0.00 |
| | 23/03/2021 | Revaluation | 0.00 | 0.00 | 18,013.93 | 0.00 | 241,013.93 | 0.00 | 0.00 | 0.00 |
| | 24/03/2021 | Revaluation | 0.00 | 0.00 | (2,943.50) | 0.00 | 238,070.43 | 0.00 | 0.00 | 0.00 |
| | 12/05/2021 | Disposal | (4,422.00) | (6,582.64) | 0.00 | 0.00 | 231,487.79 | 6,912.12 | 6,582.64 | 329.48 |
| | 20/05/2021 | Disposal | (1,300.00) | (1,935.20) | 0.00 | 0.00 | 229,552.59 | 2,027.38 | 1,935.20 | 92.18 |
| | 16/06/2021 | Disposal | (1,300.00) | (1,935.20) | 0.00 | 0.00 | 227,617.39 | 2,168.94 | 1,935.20 | 233.74 |
| | 30/06/2021 | Revaluation | 0.00 | 0.00 | (13,334.05) | 0.00 | 214,283.34 | 0.00 | 0.00 | 0.00 |
| | 30/06/2021 | | 142,781.98 | 212,546.96 | 1,736.38 | 0.00 | 214,283.34 | 11,108.44 | 10,453.04 | 655.40 |
| Total Market Movement | | | | | (171,647.13) | | | | | 219,329.13 |
| | | | | | | | | | | 47,682.00 |

MauriceToal Superfund

Capital Gains Reconciliation Report

For The Period 01 July 2020 - 30 June 2021

| | Total | Discounted | Indexed | Other | Notional |
|------------------------------------------------------|-------------|-------------|-------------|-------------|-------------|
| Losses available to offset | | | | | |
| Carried forward from prior losses | 0.00 | | | | |
| Carried forward from prior losses - Collectables | 0.00 | | | | |
| Current year capital losses | 0.00 | | | | |
| Current year capital losses - Collectables | 0.00 | | | | |
| Total Losses Available | 0.00 | | | | |
| Total Losses Available - Collectables | 0.00 | | | | |
| Capital Gains | | | | | |
| Capital gains from disposal of assets | 0.00 | 0.00 | 0.00 | 0.00 | 0.00 |
| Capital gains from disposal of assets - Collectables | 0.00 | 0.00 | 0.00 | 0.00 | 0.00 |
| Capital gains from trust distributions | 0.00 | 0.00 | 0.00 | 0.00 | 0.00 |
| Capital Gains Before Losses applied | 0.00 | 0.00 | 0.00 | 0.00 | 0.00 |
| Losses and discount applied | | | | | |
| Losses applied | 0.00 | 0.00 | 0.00 | 0.00 | 0.00 |
| Losses applied - Collectables | 0.00 | 0.00 | 0.00 | 0.00 | 0.00 |
| Capital gains after losses applied | 0.00 | 0.00 | 0.00 | 0.00 | 0.00 |
| Capital gains after losses applied - Collectables | 0.00 | 0.00 | 0.00 | 0.00 | 0.00 |
| CGT Discount applied | 0.00 | | | | |
| CGT Discount applied - Collectables | 0.00 | | | | |

MauriceToal Superfund

Capital Gains Reconciliation Report

For The Period 01 July 2020 - 30 June 2021

| | Total | Discounted | Indexed | Other | Notional |
|-----------------------------------------------------------------------------|-------------|------------|---------|-------|----------|
| Net Capital Gain | | | | | |
| Net capital gain | 0.00 | | | | |
| Net capital gain - Collectables | 0.00 | | | | |
| Total Net Capital Gain (11A) | 0.00 | | | | |
| Net Capital Losses Carried Forward to later income | | | | | |
| Net Capital Losses Carried Forward to later income years | 0.00 | | | | |
| Net Capital Losses Carried Forward to later income years - Collectables | 0.00 | | | | |
| Total Net Capital Losses Carried Forward to later income years (14V) | 0.00 | | | | |

Note

Refer to Realised Gains Report for details of Disposals at a Security level

Refer to Distribution Reconciliation Report for Trust Distribution details at a Security level

MauriceToal Superfund

Realised Capital Gains Report

For The Period 01 July 2020 - 30 June 2021

| Investment | | Accounting Treatment | | | | Tax Treatment | | | | | | |
|---------------------------------------------|------------------------|----------------------|------------|------------|--------------------------|--------------------|-------------------|-------------------|---------------|--------------------------|-------------|--------------|
| Purchase Contract Date | Disposal Contract Date | Units | Cost | Proceeds | Accounting Profit/(Loss) | Adjusted Cost Base | Reduced Cost Base | Indexed Cost Base | Indexed Gains | Discounted Gains (Gross) | Other Gains | Capital Loss |
| Managed Investments (Australian) | | | | | | | | | | | | |
| BTA0127AU - BT Invest Funds Technology Fund | | | | | | | | | | | | |
| 31/08/2020 | 04/09/2020 | 101.82 | 192.26 | 187.03 | (5.23) | 192.26 | 192.26 | 0.00 | 0.00 | 0.00 | 0.00 | (5.23) |
| 31/07/2020 | 04/09/2020 | 101.79 | 181.96 | 186.98 | 5.02 | 181.96 | 181.96 | 0.00 | 0.00 | 0.00 | 5.02 | 0.00 |
| 30/06/2020 | 04/09/2020 | 101.76 | 175.74 | 186.92 | 11.18 | 175.74 | 175.74 | 0.00 | 0.00 | 0.00 | 11.18 | 0.00 |
| 31/05/2020 | 04/09/2020 | 101.72 | 173.07 | 186.85 | 13.78 | 173.07 | 173.07 | 0.00 | 0.00 | 0.00 | 13.78 | 0.00 |
| 30/04/2020 | 04/09/2020 | 101.69 | 162.67 | 186.79 | 24.12 | 162.67 | 162.67 | 0.00 | 0.00 | 0.00 | 24.12 | 0.00 |
| 31/03/2020 | 04/09/2020 | 101.66 | 151.18 | 186.74 | 35.56 | 151.18 | 151.18 | 0.00 | 0.00 | 0.00 | 35.56 | 0.00 |
| 29/02/2020 | 04/09/2020 | 101.62 | 159.57 | 186.67 | 27.10 | 159.57 | 159.57 | 0.00 | 0.00 | 0.00 | 27.10 | 0.00 |
| 31/01/2020 | 04/09/2020 | 101.60 | 161.79 | 186.63 | 24.84 | 161.79 | 161.79 | 0.00 | 0.00 | 0.00 | 24.84 | 0.00 |
| 31/12/2019 | 04/09/2020 | 101.55 | 146.66 | 186.54 | 39.88 | 146.66 | 146.66 | 0.00 | 0.00 | 0.00 | 39.88 | 0.00 |
| 30/11/2019 | 04/09/2020 | 101.52 | 149.11 | 186.48 | 37.37 | 149.11 | 149.11 | 0.00 | 0.00 | 0.00 | 37.37 | 0.00 |
| 06/11/2019 | 04/09/2020 | 186,571.51 | 256,200.00 | 342,713.21 | 86,513.21 | 256,200.00 | 256,200.00 | 0.00 | 0.00 | 0.00 | 86,513.21 | 0.00 |
| 31/10/2019 | 04/09/2020 | 41.00 | 56.47 | 75.31 | 18.84 | 56.47 | 56.47 | 0.00 | 0.00 | 0.00 | 18.84 | 0.00 |
| 30/09/2019 | 04/09/2020 | 40.98 | 56.01 | 75.28 | 19.27 | 56.01 | 56.01 | 0.00 | 0.00 | 0.00 | 19.27 | 0.00 |
| 31/08/2019 | 04/09/2020 | 40.98 | 57.20 | 75.28 | 18.08 | 57.20 | 57.20 | 0.00 | 0.00 | 18.08 | 0.00 | 0.00 |
| 31/07/2019 | 04/09/2020 | 40.95 | 57.74 | 75.22 | 17.48 | 57.74 | 57.74 | 0.00 | 0.00 | 17.48 | 0.00 | 0.00 |
| 30/06/2019 | 04/09/2020 | 40.94 | 55.14 | 75.20 | 20.06 | 55.14 | 55.14 | 0.00 | 0.00 | 20.06 | 0.00 | 0.00 |
| 31/05/2019 | 04/09/2020 | 40.93 | 53.04 | 75.18 | 22.14 | 53.04 | 53.04 | 0.00 | 0.00 | 22.14 | 0.00 | 0.00 |
| 06/09/2017 | 04/09/2020 | 114.65 | 100.00 | 210.60 | 110.60 | 100.00 | 100.00 | 0.00 | 0.00 | 110.60 | 0.00 | 0.00 |
| 08/08/2017 | 04/09/2020 | 126,091.45 | 109,750.00 | 231,617.39 | 121,867.39 | 109,750.00 | 109,750.00 | 0.00 | 0.00 | 121,867.39 | 0.00 | 0.00 |
| 15/10/2020 | 29/12/2020 | 126,200.69 | 247,000.00 | 249,410.42 | 2,410.42 | 247,000.00 | 247,000.00 | 0.00 | 0.00 | 0.00 | 2,410.42 | 0.00 |
| 30/11/2020 | 29/12/2020 | 40.94 | 79.12 | 80.91 | 1.79 | 79.12 | 79.12 | 0.00 | 0.00 | 0.00 | 1.79 | 0.00 |
| 31/10/2020 | 29/12/2020 | 15.37 | 28.25 | 30.38 | 2.13 | 28.25 | 28.25 | 0.00 | 0.00 | 0.00 | 2.13 | 0.00 |

MauriceToal Superfund

Realised Capital Gains Report

For The Period 01 July 2020 - 30 June 2021

| Investment | | Accounting Treatment | | | | Tax Treatment | | | | | | |
|------------------------------------------------|------------------------|----------------------|-------------------|-------------------|--------------------------|--------------------|-------------------|-------------------|---------------|--------------------------|------------------|--------------------|
| Purchase Contract Date | Disposal Contract Date | Units | Cost | Proceeds | Accounting Profit/(Loss) | Adjusted Cost Base | Reduced Cost Base | Indexed Cost Base | Indexed Gains | Discounted Gains (Gross) | Other Gains | Capital Loss |
| Managed Investments (Australian) | | | | | | | | | | | | |
| | | 440,297.12 | 615,146.98 | 826,382.01 | 211,235.03 | 615,146.98 | 615,146.98 | 0.00 | 0.00 | 122,055.75 | 89,184.51 | (5.23) |
| FHT0032AU2 - Forager International Shares Fund | | | | | | | | | | | | |
| | | 0.00 | 0.00 | 0.00 | 0.00 | 0.00 | 0.00 | 0.00 | 0.00 | 24,297.79 | 56,833.96 | 0.00 |
| | | 0.00 | 0.00 | 0.00 | 0.00 | 0.00 | 0.00 | 0.00 | 0.00 | 24,297.79 | 56,833.96 | 0.00 |
| FSF1198AU - CFS FC WS Magellan WS Global Sh | | | | | | | | | | | | |
| 15/12/2019 | 28/08/2020 | 1,177.87 | 3,102.05 | 2,801.10 | (300.95) | 3,072.68 | 3,072.68 | 0.00 | 0.00 | 0.00 | 0.00 | (271.57) |
| 11/10/2019 | 28/08/2020 | 79,539.75 | 206,000.00 | 189,153.48 | (16,846.52) | 204,016.46 | 204,016.46 | 0.00 | 0.00 | 0.00 | 0.00 | (14,862.98) |
| 09/03/2020 | 28/08/2020 | 16.38 | 41.18 | 38.95 | (2.23) | 40.77 | 40.77 | 0.00 | 0.00 | 0.00 | 0.00 | (1.82) |
| 30/06/2020 | 28/08/2020 | 12,842.00 | 28,999.80 | 30,539.55 | 1,539.76 | 28,999.80 | 28,999.80 | 0.00 | 0.00 | 0.00 | 1,539.76 | 0.00 |
| 08/09/2020 | 18/12/2020 | 10.30 | 23.65 | 23.27 | (0.38) | 23.65 | 23.65 | 0.00 | 0.00 | 0.00 | 0.00 | (0.38) |
| 30/06/2020 | 18/12/2020 | 425.38 | 960.59 | 960.90 | 0.30 | 960.59 | 960.59 | 0.00 | 0.00 | 0.00 | 0.30 | 0.00 |
| | | 94,011.68 | 239,127.27 | 223,517.25 | (15,610.02) | 237,113.95 | 237,113.95 | 0.00 | 0.00 | 0.00 | 1,540.06 | (15,136.75) |
| FSF5774AU - Baillie Gif Lng Trm Glb Grth Cls A | | | | | | | | | | | | |
| 21/12/2020 | 22/12/2020 | 21,822.42 | 37,278.71 | 44,234.05 | 6,955.34 | 37,278.71 | 37,278.71 | 0.00 | 0.00 | 0.00 | 6,955.34 | 0.00 |
| 18/12/2020 | 22/12/2020 | 487.94 | 984.17 | 989.05 | 4.88 | 984.17 | 984.17 | 0.00 | 0.00 | 0.00 | 4.88 | 0.00 |
| 29/12/2020 | 11/02/2021 | 1,210.03 | 2,402.02 | 2,800.00 | 397.98 | 2,402.02 | 2,402.02 | 0.00 | 0.00 | 0.00 | 397.98 | 0.00 |
| 29/12/2020 | 30/03/2021 | 124,325.21 | 246,797.98 | 237,473.59 | (9,324.39) | 246,797.98 | 246,797.98 | 0.00 | 0.00 | 0.00 | 0.00 | (9,324.39) |
| 08/03/2021 | 30/03/2021 | 28.33 | 53.08 | 54.12 | 1.04 | 53.08 | 53.08 | 0.00 | 0.00 | 0.00 | 1.04 | 0.00 |
| 21/12/2020 | 30/03/2021 | 123,938.61 | 211,721.29 | 236,735.13 | 25,013.85 | 211,721.29 | 211,721.29 | 0.00 | 0.00 | 0.00 | 25,013.85 | 0.00 |
| | | 271,812.54 | 499,237.25 | 522,285.94 | 23,048.70 | 499,237.25 | 499,237.25 | 0.00 | 0.00 | 0.00 | 32,373.09 | (9,324.39) |
| PER1547AU - Perpetual Gbl Invtn Shr Fd A Cls | | | | | | | | | | | | |

MauriceToal Superfund

Realised Capital Gains Report

For The Period 01 July 2020 - 30 June 2021

| Investment | | Accounting Treatment | | | | Tax Treatment | | | | | | |
|-----------------------------------------|------------------------|----------------------|---------------------|---------------------|--------------------------|---------------------|---------------------|-------------------|---------------|--------------------------|-------------------|--------------------|
| Purchase Contract Date | Disposal Contract Date | Units | Cost | Proceeds | Accounting Profit/(Loss) | Adjusted Cost Base | Reduced Cost Base | Indexed Cost Base | Indexed Gains | Discounted Gains (Gross) | Other Gains | Capital Loss |
| Managed Investments (Australian) | | | | | | | | | | | | |
| 21/10/2020 | 12/05/2021 | 4,422.00 | 6,582.64 | 6,912.12 | 329.48 | 6,582.64 | 6,582.64 | 0.00 | 0.00 | 0.00 | 329.48 | 0.00 |
| 21/10/2020 | 20/05/2021 | 1,300.00 | 1,935.20 | 2,027.38 | 92.18 | 1,935.20 | 1,935.20 | 0.00 | 0.00 | 0.00 | 92.18 | 0.00 |
| 21/10/2020 | 16/06/2021 | 1,300.00 | 1,935.20 | 2,168.94 | 233.74 | 1,935.20 | 1,935.20 | 0.00 | 0.00 | 0.00 | 233.74 | 0.00 |
| | | 0.00 | 0.00 | 0.00 | 0.00 | 0.00 | 0.00 | 0.00 | 0.00 | 11,634.56 | 20,503.17 | 0.00 |
| | | 7,022.00 | 10,453.04 | 11,108.44 | 655.40 | 10,453.04 | 10,453.04 | 0.00 | 0.00 | 11,634.56 | 21,158.57 | 0.00 |
| | | 813,143.34 | 1,363,964.54 | 1,583,293.64 | 219,329.11 | 1,361,951.22 | 1,361,951.22 | 0.00 | 0.00 | 157,988.10 | 201,090.19 | (24,466.37) |
| | | 813,143.34 | 1,363,964.54 | 1,583,293.64 | 219,329.11 | 1,361,951.22 | 1,361,951.22 | 0.00 | 0.00 | 157,988.10 | 201,090.19 | (24,466.37) |

24800 - Changes in Market Values of Other Assets

2021 Financial Year

Preparer Queen Galvez

Reviewer Steven Lee

Status Completed

| Account Code | Description | CY Balance | LY Balance | Change |
|--------------|------------------------------------------|-------------------|-------------------|-----------|
| 24800 | Changes in Market Values of Other Assets | (\$497.48) | \$391.21 | (227.16)% |
| TOTAL | | CY Balance | LY Balance | |
| | | (\$497.48) | \$391.21 | |

Supporting Documents

- General Ledger [Report](#)

Standard Checklist

- Attach all supporting Documentation
- Has the Fund received any non-arm's length income? If so, it may be taxed at 47%

MauriceToal Superfund General Ledger

As at 30 June 2021

| Transaction Date | Description | Units | Debit | Credit | Balance \$ |
|---------------------------------------------------------|-----------------------|-------|-------|---------------|------------------|
| Changes in Market Values of Other Assets (24800) | | | | | |
| <u>Changes in Market Values of Other Assets (24800)</u> | | | | | |
| 30/06/2021 | write off the balance | | | 497.48 | 497.48 CR |
| | | | | 497.48 | 497.48 CR |
| Total Debits: | 0.00 | | | | |
| Total Credits: | 497.48 | | | | |

25000 - Interest Received

2021 Financial Year

Preparer Queen Galvez

Reviewer Steven Lee

Status Completed

| Account Code | Description | CY Balance | LY Balance | Change |
|--------------|----------------------------------------|-------------------|-------------------|-----------|
| CBA10464634 | CBA Direct Investment Account 10464634 | (\$65.16) | (\$0.34) | 19064.71% |
| CBA20335064 | CBA Accelerator Cash Account 20335064 | | (\$332.85) | 100% |
| TOTAL | | CY Balance | LY Balance | |
| | | (\$65.16) | (\$333.19) | |

Supporting Documents

- Interest Reconciliation Report [Report](#)

Standard Checklist

- Attach Interest Reconciliation Report
- Ensure all interest has been recorded from Bank Statements
- Review Statements to ensure all TFN withheld has been input

MauriceToal Superfund
Interest Reconciliation Report

For The Period 01 July 2020 - 30 June 2021

| Date | Payment Amount | Gross Interest | TFN Withheld | Foreign Income | Foreign Credits |
|----------------------------------------------------|----------------|----------------|--------------|----------------|-----------------|
| Bank Accounts | | | | | |
| CBA10464634 CBA Direct Investment Account 10464634 | | | | | |
| 01/09/2020 | 3.69 | 3.69 | | | |
| 01/10/2020 | 27.70 | 27.70 | | | |
| 01/11/2020 | 18.47 | 18.47 | | | |
| 01/01/2021 | 8.80 | 8.80 | | | |
| 01/04/2021 | 1.30 | 1.30 | | | |
| 01/05/2021 | 5.20 | 5.20 | | | |
| | 65.16 | 65.16 | | | |
| | 65.16 | 65.16 | | | |
| TOTAL | 65.16 | 65.16 | | | |

Tax Return Reconciliation

| | Totals | Tax Return Label |
|----------------|--------|------------------|
| Gross Interest | 65.16 | 11C |

26500 - Other Investment Income

2021 Financial Year

Preparer Queen Galvez

Reviewer Steven Lee

Status Completed

| Account Code | Description | CY Balance | LY Balance | Change |
|--------------|------------------------------------|-------------------|-------------------|----------|
| 979447687 | Other Income | (\$273.00) | | 100% |
| BTA0127AU | BT Invest Funds Technology Fund | (\$538.05) | (\$1,507.21) | (64.3)% |
| FSF0798AU | CFS FC WS PM Cap WS Gbl Comp | | (\$49.77) | 100% |
| FSF1198AU | CFS FC WS Magellan WS Global Sh | (\$23.65) | (\$41.18) | (42.57)% |
| FSF5774AU | Baillie Gif Lng Trm Glb Grth Cls A | (\$53.08) | | 100% |
| TOTAL | | CY Balance | LY Balance | |
| | | (\$887.78) | (\$1,598.16) | |

Supporting Documents

○ General Ledger [Report](#)

Standard Checklist

Attach all source documentation

MauriceToal Superfund General Ledger

As at 30 June 2021

| Transaction Date | Description | Units | Debit | Credit | Balance \$ |
|-------------------------------------------------------|-------------------------------------------------|-------|-------------|---------------|------------------|
| Other Investment Income (26500) | | | | | |
| <u>Other Income (979447687)</u> | | | | | |
| 04/03/2021 | Transfer From MR MAURICE TOAL CREDIT TO ACCOUNT | | | 253.00 | 253.00 CR |
| 17/05/2021 | Direct Credit 128594 M TOAL MY CDIA SMSF ACT | | | 20.00 | 273.00 CR |
| | | | | 273.00 | 273.00 CR |
| <u>BT Invest Funds Technology Fund (BTA0127AU)</u> | | | | | |
| 31/07/2020 | fee rebate | | | 181.96 | 181.96 CR |
| 31/08/2020 | fee rebate | | | 192.26 | 374.22 CR |
| 31/10/2020 | fee rebate | | | 75.23 | 449.45 CR |
| 30/11/2020 | fee rebate | | | 79.12 | 528.57 CR |
| 30/06/2021 | BT Cash Investment Trust income | | | 9.48 | 538.05 CR |
| | | | | 538.05 | 538.05 CR |
| <u>CFS FC WS Magellan WS Global Sh (FSF1198AU)</u> | | | | | |
| 08/09/2020 | Management fee rebate | | | 23.65 | 23.65 CR |
| | | | | 23.65 | 23.65 CR |
| <u>Baillie Gif Lng Trm Glb Grth Cls A (FSF5774AU)</u> | | | | | |
| 08/03/2021 | Management fee rebate | | | 53.08 | 53.08 CR |
| | | | | 53.08 | 53.08 CR |
| Total Debits: | | | 0.00 | | |
| Total Credits: | | | | 887.78 | |

30100 - Accountancy Fees

2021 Financial Year

Preparer Queen Galvez

Reviewer Steven Lee

Status Completed

| Account Code | Description | CY Balance | LY Balance | Change |
|--------------|------------------|-------------------|-------------------|--------|
| 30100 | Accountancy Fees | \$538.00 | \$549.00 | (2)% |
| TOTAL | | CY Balance | LY Balance | |
| | | \$538.00 | \$549.00 | |

Supporting Documents

- General Ledger [Report](#)
- Invoice_Annual_Mauricetoal_Final_2020.pdf

Standard Checklist

- Attach all source documentation
- Ensure all Transactions have been entered

MauriceToal Superfund General Ledger

As at 30 June 2021

| Transaction Date | Description | Units | Debit | Credit | Balance \$ |
|---------------------------------|-------------------------------------------------|-------|---------------|--------|------------------|
| Accountancy Fees (30100) | | | | | |
| <u>Accountancy Fees (30100)</u> | | | | | |
| 19/01/2021 | Transfer to CBA A/c NetBank MauriceToalSuper | | 75.00 | | 75.00 DR |
| 04/03/2021 | Transfer to CBA A/c NetBank | | 463.00 | | 538.00 DR |
| | | | 538.00 | | 538.00 DR |

Total Debits: 538.00

Total Credits: 0.00



SUPERHELP AUSTRALIA PTY LTD

A.B.N. 60 061 126 663

TAX INVOICE

Date: 07-Jun-21

PO BOX 1906
 MACQUARIE CENTRE, NSW 2113
 Phone: 1 300 736 453

MauriceToal Superfund
 15/121 Tompson Road
 Panania NSW 2213

| OUR REF | DATE | PARTICULARS | NO. | AMOUNT |
|----------|--------|----------------------------------|--------|---------------|
| MAURS001 | 7/6/21 | Annual Administration - Base Fee | 1 | \$988.00 |
| | | Total | | \$988.00 |
| | | GST Included in the Invoice | 10.00% | \$89.82 |
| | | Amount Received Thank You | | \$988.00 |
| | | BALANCE DUE | | \$0.00 |

30400 - ATO Supervisory Levy

2021 Financial Year

Preparer Queen Galvez

Reviewer Steven Lee

Status Completed

| Account Code | Description | CY Balance | LY Balance | Change |
|--------------|----------------------|-------------------|-------------------|--------|
| 30400 | ATO Supervisory Levy | \$259.00 | \$259.00 | 0% |
| TOTAL | | CY Balance | LY Balance | |
| | | \$259.00 | \$259.00 | |

Supporting Documents

- General Ledger [Report](#)

Standard Checklist

- Attach all source documentation
- Ensure all Transactions have been entered

MauriceToal Superfund

General Ledger

As at 30 June 2021

| Transaction Date | Description | Units | Debit | Credit | Balance \$ |
|-------------------------------------|------------------------------------------------------------|-------|---------------|--------|------------------|
| ATO Supervisory Levy (30400) | | | | | |
| <u>ATO Supervisory Levy (30400)</u> | | | | | |
| 14/05/2021 | TAX OFFICE PAYMENTS NotBank BPAY 75556 2004579279597521 | | 259.00 | | 259.00 DR |
| | | | 259.00 | | 259.00 DR |

Total Debits: 259.00

Total Credits: 0.00

30700 - Auditor's Remuneration

2021 Financial Year

Preparer Queen Galvez

Reviewer Steven Lee

Status Completed

| Account Code | Description | CY Balance | LY Balance | Change |
|--------------|------------------------|-------------------|-------------------|--------|
| 30700 | Auditor's Remuneration | \$450.00 | \$450.00 | 0% |
| TOTAL | | CY Balance | LY Balance | |
| | | \$450.00 | \$450.00 | |

Supporting Documents

- General Ledger [Report](#)

Standard Checklist

- Attach all source documentation
- Ensure all Transactions have been entered

MauriceToal Superfund General Ledger

As at 30 June 2021

| Transaction Date | Description | Units | Debit | Credit | Balance \$ |
|---------------------------------------|----------------------------------------------|-------|---------------|--------|------------------|
| Auditor's Remuneration (30700) | | | | | |
| Auditor's Remuneration (30700) | | | | | |
| 19/01/2021 | Transfer to CBA A/c NetBank MauriceToalSuper | | 450.00 | | 450.00 DR |
| | | | 450.00 | | 450.00 DR |

Total Debits: 450.00

Total Credits: 0.00

41600 - Pensions Paid

2021 Financial Year

Preparer Queen Galvez

Reviewer Steven Lee

Status Completed

| Account Code | Description | CY Balance | LY Balance | Change |
|--------------|-----------------------------------------------------------------|-------------------|-------------------|--------|
| TOAMAU00004P | (Pensions Paid) Toal, Maurice - Pension (Account Based Pension) | \$137,797.24 | | 100% |
| TOTAL | | CY Balance | LY Balance | |
| | | \$137,797.24 | | |

Supporting Documents

- Pension Summary Report [Report](#)
- Pension_Calc.pdf

Standard Checklist

- Attach copy of Pension Summary Report
- Ensure Member(s) have been advised of pension for coming year
- Ensure Minimum Pension has been paid for each account

MauriceToal Superfund

Pension Summary

As at 30 June 2021

Member Name : Toal, Maurice

Member Age : 65* (Date of Birth : Provided)

| Member Code | Pension Type | Pension Start Date | Tax Free | Min / PF | Minimum | Maximum | Gross Pension Payments | PAYG | Net Pension Payment | Amount to reach Minimum |
|------------------|-----------------------|--------------------|----------|----------|--------------|---------|------------------------|--------|---------------------|-------------------------|
| TOAMAU 00004P | Account Based Pension | 01/07/2020 | 16.57% | 2.50% | \$18,340.00* | N/A | \$137,797.24 | \$0.00 | \$137,797.24 | NIL |

*COVID-19 50% reduction has been applied to the minimum pension amount.

| | | | | | | | | | | |
|--|--|--|--|--|--------------------|---------------|---------------------|---------------|---------------------|---------------|
| | | | | | \$18,340.00 | \$0.00 | \$137,797.24 | \$0.00 | \$137,797.24 | \$0.00 |
|--|--|--|--|--|--------------------|---------------|---------------------|---------------|---------------------|---------------|

Total :

| | | | | | | | | | | |
|--|--|--|--|--|--------------------|---------------|---------------------|---------------|---------------------|---------------|
| | | | | | \$18,340.00 | \$0.00 | \$137,797.24 | \$0.00 | \$137,797.24 | \$0.00 |
|--|--|--|--|--|--------------------|---------------|---------------------|---------------|---------------------|---------------|

*Age as at 01/07/2020 or pension start date for new pensions.



SuperHelp Australia Pty Ltd

ABN 60 061 126 663

P O Box 454

Burwood, NSW 1805

Phone: 1 300 736 453

Fax: (02) 8456 5904

Website: www.superhelp.com.au

Date: 03 May 2022

Dear Sir/Madam,

**Re: Pension Requirements for Pension Member(s) for
MauriceToal Superfund**

Please find attached your pension requirement(s) for the 2021-2022 financial year.

Please ensure that the pension for the 2021-2022 income year fits within these Minimum and Maximum levels. Please note that any pensions that would have been commenced during the 2021-2022 income year are not included in the calculations.

Sincerely Yours,

Superhelp Australia Pty Ltd

MauriceToal Superfund
Yearly Projected Pension Calculation Report

As at 01 July 2021

| Member Name | Member Code | Pension Type | Pension Start/ Conversion Date | Age (as at 01/07/2021) | Opening Balance | Minimum Amount * | Maximum Amount | Tax Free % | Min Tax Free Payments | Min Taxable Payments |
|---------------|--------------|-----------------------|-----------------------------------|---------------------------|--------------------|---------------------|-------------------|------------|--------------------------|-------------------------|
| Toal, Maurice | TOAMAU00004P | Account Based Pension | 01/07/2020 | 66 | 772,482.34 | 19,310.00 | N/A | 16.57 | 3,199.67 | 16,110.33 |
| | | | | | 772,482.34 | 19,310.00 | | | 3,199.67 | 16,110.33 |
| | | | | | 772,482.34 | 19,310.00 | | | 3,199.67 | 16,110.33 |

* COVID-19 50% reduction has been applied to the minimum pension amount

46000 - Benefits Paid/Transfers Out

2021 Financial Year

Preparer Queen Galvez

Reviewer Steven Lee

Status Completed

| Account Code | Description | CY Balance | LY Balance | Change |
|--------------|---------------------------------------------------------------------------|-------------------|-------------------|--------|
| TOAMAU00001A | (Benefits Paid/Transfers Out) Toal, Maurice - Accumulation (Accumulation) | | \$25,550.00 | 100% |
| TOTAL | | CY Balance | LY Balance | |
| | | | \$25,550.00 | |

Supporting Documents

- General Ledger [Report](#)

Standard Checklist

- Attach appropriate documentation in case of death or disability benefits or marriage breakdown
- Attach copies of Minutes, Rollover Benefits Statement, Lump Sum Payment form etc
- Ensure benefit calculated in accordance with Trust Deed

MauriceToal Superfund

General Ledger

As at 30 June 2021

| Transaction Date | Description | Units | Debit | Credit | Balance \$ |
|------------------|-------------|-------|-------|--------|------------|
| | | | | | 0.00 DR |

Total Debits: 0.00

Total Credits: 0.00

48500 - Income Tax Expense

2021 Financial Year

Preparer Queen Galvez

Reviewer Steven Lee

Status Completed

| Account Code | Description | CY Balance | LY Balance | Change |
|--------------|--------------------|-------------------|-------------------|--------|
| 48500 | Income Tax Expense | | \$21,423.21 | 100% |
| TOTAL | | CY Balance | LY Balance | |
| | | | \$21,423.21 | |

Supporting Documents

No supporting documents

49000 - Profit/Loss Allocation Account

2021 Financial Year

Preparer Queen Galvez

Reviewer Steven Lee

Status Completed

| Account Code | Description | CY Balance | LY Balance | Change |
|--------------|--------------------------------|-------------------|-------------------|----------|
| 49000 | Profit/Loss Allocation Account | \$38,797.18 | \$89,416.16 | (56.61)% |
| TOTAL | | CY Balance | LY Balance | |
| | | \$38,797.18 | \$89,416.16 | |

Supporting Documents

No supporting documents

50000 - Members

2021 Financial Year

Preparer Queen Galvez

Reviewer Steven Lee

Status Completed

| Account Code | Description | Opening Balance | Contribution Income | Earnings | Member Payments | Tax & Fees | Closing Balance | Change |
|--------------|-------------------------------------------------|------------------------|----------------------------|-----------------|------------------------|-----------------------|------------------------|--------|
| TOAMAU00001A | Toal, Maurice - Accumulation (Accumulation) | (\$733,685.16) | | \$0.00 | \$733,685.16 | | | 100% |
| TOAMAU00004P | Toal, Maurice - Pension (Account Based Pension) | | (\$733,685.16) | (\$161,621.06) | \$137,797.24 | (\$14,973.36) | (\$772,482.34) | |
| TOTAL | | Opening Balance | Contribution Income | Earnings | Member Payments | Tax & Fees | Closing Balance | |
| | | (\$733,685.16) | (\$733,685.16) | (\$161,621.06) | \$871,482.40 | (\$14,973.36) | (\$772,482.34) | |

Supporting Documents

- Members Statements [Report](#)
- Members Summary [Report](#)

Standard Checklist

- Attach copies of Members Statements

MauriceToal Superfund Members Statement

Maurice Toal
15/121 Tompson Road
Panania, New South Wales, 2213, Australia

Your Details

Date of Birth : Provided
Age: 66
Tax File Number: Provided
Date Joined Fund: 09/05/2017
Service Period Start Date: 24/02/1987
Date Left Fund: 01/07/2020
Member Code: TOAMAU00001A
Account Start Date: 09/05/2017
Account Phase: Accumulation Phase
Account Description: Accumulation

Nominated Beneficiaries N/A

Vested Benefits
Total Death Benefit

Your Balance

Total Benefits

Preservation Components

Preserved
Unrestricted Non Preserved
Restricted Non Preserved

Tax Components

Tax Free
Taxable

Your Detailed Account Summary

| | This Year |
|------------------------------------------------------|------------|
| Opening balance at 01/07/2020 | 733,685.16 |
| <u>Increases to Member account during the period</u> | |
| Employer Contributions | |
| Personal Contributions (Concessional) | |
| Personal Contributions (Non Concessional) | |
| Government Co-Contributions | |
| Other Contributions | |
| Proceeds of Insurance Policies | |
| Transfers In | |
| Net Earnings | |
| Internal Transfer In | |
| <u>Decreases to Member account during the period</u> | |
| Pensions Paid | |
| Contributions Tax | |
| Income Tax | |
| No TFN Excess Contributions Tax | |
| Excess Contributions Tax | |
| Refund Excess Contributions | |
| Division 293 Tax | |
| Insurance Policy Premiums Paid | |
| Management Fees | |
| Member Expenses | |
| Benefits Paid/Transfers Out | |
| Superannuation Surcharge Tax | |
| Internal Transfer Out | 733,685.16 |
| Closing balance at 30/06/2021 | 0.00 |

MauriceToal Superfund
Members Statement

Trustee's Disclaimer

This statement has been prepared by the Trustee for the member whose name appears at the top of this statement. Every effort has been made by the Trustee to ensure the accuracy and completeness of this Statement. The Trustee does not accept any liability for any error, omission or misprint. All amounts shown in relation to benefits do not take into account any amounts which may be withheld to satisfy the requirements imposed by the Income Tax Assessment Act 1936.

Signed by all the trustees of the fund

Maurice Toal
Trustee

Fiona Emilou Haywood
Trustee

MauriceToal Superfund Members Statement

Maurice Toal
15/121 Tompson Road
Panania, New South Wales, 2213, Australia

| | | | |
|----------------------------|-----------------------|-------------------------|------------|
| Your Details | | Nominated Beneficiaries | N/A |
| Date of Birth : | Provided | Vested Benefits | 772,482.34 |
| Age: | 66 | Total Death Benefit | 772,482.34 |
| Tax File Number: | Provided | | |
| Date Joined Fund: | 09/05/2017 | | |
| Service Period Start Date: | 24/02/1987 | | |
| Date Left Fund: | | | |
| Member Code: | TOAMAU00004P | | |
| Account Start Date: | 01/07/2020 | | |
| Account Phase: | Retirement Phase | | |
| Account Description: | Account Based Pension | | |

| | |
|--------------------------------|------------|
| Your Balance | |
| Total Benefits | 772,482.34 |
| <u>Preservation Components</u> | |
| Preserved | |
| Unrestricted Non Preserved | 772,482.34 |
| Restricted Non Preserved | |
| <u>Tax Components</u> | |
| Tax Free (16.57%) | 128,023.08 |
| Taxable | 644,459.26 |

| | |
|------------------------------------------------------|------------------|
| Your Detailed Account Summary | |
| | This Year |
| Opening balance at 01/07/2020 | |
| <u>Increases to Member account during the period</u> | |
| Employer Contributions | |
| Personal Contributions (Concessional) | |
| Personal Contributions (Non Concessional) | |
| Government Co-Contributions | |
| Other Contributions | |
| Proceeds of Insurance Policies | |
| Transfers In | |
| Net Earnings | 161,621.06 |
| Internal Transfer In | 733,685.16 |
| <u>Decreases to Member account during the period</u> | |
| Pensions Paid | 137,797.24 |
| Contributions Tax | |
| Income Tax | (14,973.36) |
| No TFN Excess Contributions Tax | |
| Excess Contributions Tax | |
| Refund Excess Contributions | |
| Division 293 Tax | |
| Insurance Policy Premiums Paid | |
| Management Fees | |
| Member Expenses | |
| Benefits Paid/Transfers Out | |
| Superannuation Surcharge Tax | |
| Internal Transfer Out | |
| Closing balance at 30/06/2021 | 772,482.34 |

MauriceToal Superfund
Members Statement

Trustee's Disclaimer

This statement has been prepared by the Trustee for the member whose name appears at the top of this statement. Every effort has been made by the Trustee to ensure the accuracy and completeness of this Statement. The Trustee does not accept any liability for any error, omission or misprint. All amounts shown in relation to benefits do not take into account any amounts which may be withheld to satisfy the requirements imposed by the Income Tax Assessment Act 1936.

Signed by all the trustees of the fund

Maurice Toal
Trustee

Fiona Emilou Haywood
Trustee

MauriceToal Superfund Members Statement

Fiona Emilou Haywood
15/121 Tompson Road
Panania, New South Wales, 2213, Australia

| | | | |
|----------------------------|--------------------|-------------------------|-----|
| Your Details | | Nominated Beneficiaries | N/A |
| Date of Birth : | Provided | Vested Benefits | |
| Age: | 37 | Total Death Benefit | |
| Tax File Number: | Provided | | |
| Date Joined Fund: | 09/05/2017 | | |
| Service Period Start Date: | | | |
| Date Left Fund: | | | |
| Member Code: | HAYFIO00001A | | |
| Account Start Date: | 09/05/2017 | | |
| Account Phase: | Accumulation Phase | | |
| Account Description: | Accumulation | | |

Your Balance

Total Benefits

Preservation Components

Preserved
Unrestricted Non Preserved
Restricted Non Preserved

Tax Components

Tax Free
Taxable

Your Detailed Account Summary

This Year

| | | |
|------------------------------------------------------|------------|------|
| Opening balance at | 01/07/2020 | |
| <u>Increases to Member account during the period</u> | | |
| Employer Contributions | | |
| Personal Contributions (Concessional) | | |
| Personal Contributions (Non Concessional) | | |
| Government Co-Contributions | | |
| Other Contributions | | |
| Proceeds of Insurance Policies | | |
| Transfers In | | |
| Net Earnings | | |
| Internal Transfer In | | |
| <u>Decreases to Member account during the period</u> | | |
| Pensions Paid | | |
| Contributions Tax | | |
| Income Tax | | |
| No TFN Excess Contributions Tax | | |
| Excess Contributions Tax | | |
| Refund Excess Contributions | | |
| Division 293 Tax | | |
| Insurance Policy Premiums Paid | | |
| Management Fees | | |
| Member Expenses | | |
| Benefits Paid/Transfers Out | | |
| Superannuation Surcharge Tax | | |
| Internal Transfer Out | | |
| Closing balance at | 30/06/2021 | 0.00 |

MauriceToal Superfund
Members Statement

Trustee's Disclaimer

This statement has been prepared by the Trustee for the member whose name appears at the top of this statement. Every effort has been made by the Trustee to ensure the accuracy and completeness of this Statement. The Trustee does not accept any liability for any error, omission or misprint. All amounts shown in relation to benefits do not take into account any amounts which may be withheld to satisfy the requirements imposed by the Income Tax Assessment Act 1936.

Signed by all the trustees of the fund

Maurice Toal
Trustee

Fiona Emilou Haywood
Trustee

MauriceToal Superfund

Members Summary Report

As at 30 June 2021

| Opening Balance | Increases | | | | Decreases | | | | | Closing Balance |
|---------------------------------------------------------|---------------|-------------------|-------------------|--------------------|-------------------|-------------------|--------------------|------------------------------|--------------------|-------------------|
| | Contributions | Transfers In | Net Earnings | Insurance Proceeds | Pensions Paid | Contributions Tax | Taxes Paid | Benefits Paid/ Transfers Out | Insurance Premiums | |
| Maurice Toal (Age: 66) | | | | | | | | | | |
| TOAMAU00001A - Accumulation | | | | | | | | | | |
| 733,685.16 | | | | | | | | 733,685.16 | | |
| TOAMAU00004P - Account Based Pension - Tax Free: 16.57% | | | | | | | | | | |
| | | 733,685.16 | 161,621.06 | | 137,797.24 | | (14,973.36) | | | 772,482.34 |
| 733,685.16 | | 733,685.16 | 161,621.06 | | 137,797.24 | | (14,973.36) | 733,685.16 | | 772,482.34 |
| Fiona Emilou Haywood (Age: 37) | | | | | | | | | | |
| HAYFIO00001A - Accumulation | | | | | | | | | | |
| | | | | | | | | | | |
| 733,685.16 | | 733,685.16 | 161,621.06 | | 137,797.24 | | (14,973.36) | 733,685.16 | | 772,482.34 |

60400 - Bank Accounts

2021 Financial Year

Preparer Queen Galvez

Reviewer Steven Lee

Status Completed

| Account Code | Description | CY Balance | LY Balance | Change |
|--------------|----------------------------------------|-------------------|-------------------|----------|
| CBA10464634 | CBA Direct Investment Account 10464634 | \$902.57 | \$2,122.05 | (57.47)% |
| TOTAL | | CY Balance | LY Balance | |
| | | \$902.57 | \$2,122.05 | |

Supporting Documents

- Bank Statement Report [Report](#)
- Bank Stmts CDIA for the yr to 30Jun'21.pdf [CBA10464634](#)

Standard Checklist

- Attach Copies of Bank Statements
- Attach copy of Bank Statement Report
- Ensure all Balances match Statement Balances at June 30
- Ensure all Transactions have been entered

MauriceToal Superfund Bank Statement Report

For The Period 01 July 2020 to 30 June 2021

Chart Code: 60400 / CBA10464634

Account Name: CBA Direct Investment Account 10464634

BSB and Account Number: 062233 10464634

| | | | | | | |
|------------------------|---|---------------------|---|----------------------|---|------------------------|
| Opening Balance | - | Total Debits | + | Total Credits | = | Closing Balance |
| \$ 2,122.05 | | \$ 1,289,350.99 | | \$ 1,288,131.51 | | \$ 902.57 |

Data Feed Used

| Date | Description | Debit \$ | Credit \$ | Ledger Balance \$ | Statement Balance \$ | Variance \$ |
|------------|------------------------------------------------|-------------|--------------|----------------------|-------------------------|----------------|
| 01/07/2020 | Opening Balance | | | 2,122.05 | | |
| 28/08/2020 | Direct Credit 011802 Col First State | | 222,533.09 | 224,655.14 | | |
| 01/09/2020 | Credit Interest | | 3.69 | 224,658.83 | | |
| 01/10/2020 | Credit Interest | | 27.70 | 224,686.53 | | |
| 21/10/2020 | AC801012298 Direct Debit 411116 to PIML get | 223,000.00 | | 1,686.53 | | |
| 28/10/2020 | Transfer to other Bank NetBank | 1.00 | | 1,685.53 | | |
| 30/10/2020 | BT FMD Ref 202013000031199 | | 22,600.00 | 24,285.53 | | |
| 30/10/2020 | Transfer to other Bank NetBank amount | 22,600.00 | | 1,685.53 | | |
| 01/11/2020 | Credit Interest | | 18.47 | 1,704.00 | | |
| 17/11/2020 | BT WRAP REF 2020111 1700020527 C13851488 | | 300.00 | 2,004.00 | | |
| 02/12/2020 | BT FMD Teake. REF 2020120200025309 C13851488 | | 307,467.27 | 309,471.27 | | |
| 08/12/2020 | Transfer to other Bank NetBank Maurice Toal | 54,800.00 | | 254,671.27 | | |
| 21/12/2020 | Direct AB0008026975001 | 249,000.00 | | 5,671.27 | | |
| 22/12/2020 | Transfor to other Bank NotBank from smsf | 3,650.00 | | 2,021.27 | | |
| 29/12/2020 | Direct Debit Col First State | 249,200.00 | | (247,178.73) | | |
| 29/12/2020 | Direct C13851488 Debit 01 1802 Col First State | | 249,521.71 | 2,342.98 | | |
| 01/01/2021 | Credit Interest | | 8.80 | 2,351.78 | | |

MauriceToal Superfund Bank Statement Report

For The Period 01 July 2020 to 30 June 2021

| Date | Description | Debit \$ | Credit \$ | Ledger Balance \$ | Statement Balance \$ | Variance \$ |
|------------|-------------------------------------------------------------------------------------------------------------------------------------------------|-------------|--------------|----------------------|-------------------------|----------------|
| 15/01/2021 | Transfer to other Bank NetBank withdrawal | 1,600.00 | | 751.78 | | |
| 19/01/2021 | Transfer to CBA A/c NetBank MauriceToalSuper | 525.00 | | 226.78 | | |
| 04/03/2021 | Transfer From MR MAURICE TOAL CREDIT TO ACCOUNT | | 253.00 | 479.78 | | |
| 04/03/2021 | Transfer to CBA A/c NetBank | 463.00 | | 16.78 | | |
| 30/03/2021 | Direct R0001091033296963 Credit 011802/Cof total Frat State Caihelyif | | 474,262.84 | 474,279.62 | | |
| 01/04/2021 | Credit Interest | | 1.30 | 474,280.92 | | |
| 09/04/2021 | Direct Debit 400472 FISF Maurice FISF Maurice | 470,680.00 | | 3,600.92 | | |
| 16/04/2021 | Transfer to other Bank NetBank withdrawal | 10.00 | | 3,590.92 | | |
| 16/04/2021 | COMMONWEALTH CARDS NetBank BPAY 1818 5353175272706872 my mastercard | 1,599.76 | | 1,991.16 | | |
| 27/04/2021 | CBC NetBank BPAY 34280 4635908 | 237.61 | | 1,753.55 | | |
| 01/05/2021 | Credit Interest | | 5.20 | 1,758.75 | | |
| 03/05/2021 | DEFT PAYMENTS NetBank BPAY 96503 284560323000016916 Levy | 485.56 | | 1,273.19 | | |
| 12/05/2021 | Direct Credit 018002 PIML UT Redempti, AC801012298 sold Perfeteral Inner (Auto reprocessed due to distribution entered / deleted on 30/06/2021) | | 6,912.12 | 8,185.31 | | |
| 14/05/2021 | TAX OFFICE PAYMENTS NotBank BPAY 75556 2004579279597521 | 6,708.85 | | 1,476.46 | | |
| 17/05/2021 | COMMONWEALTH CARDS NotBlank BPAY 1818 5353175272706872 to my mastercard | 1,125.00 | | 351.46 | | |
| 17/05/2021 | Direct Credit 128594 M TOAL MY CDIA SMSF ACT | | 20.00 | 371.46 | | |
| 18/05/2021 | Transfer To Xuemei Chen NetBank m | 200.00 | | 171.46 | | |
| 18/05/2021 | Transfer To Fona Toal NetBank gift | 150.00 | | 21.46 | | |
| 19/05/2021 | Transfer To Maurice Toal NetBank test for speed of transfer, a | 0.10 | | 21.36 | | |
| 20/05/2021 | Direct Credit 018002 PIML u Regiempti AC801012298 (Auto reprocessed due to distribution entered / deleted on 30/06/2021) | | 2,027.38 | 2,048.74 | | |

MauriceToal Superfund
Bank Statement Report

For The Period 01 July 2020 to 30 June 2021

| Date | Description | Debit \$ | Credit \$ | Ledger Balance \$ | Statement Balance \$ | Variance \$ |
|------------|--------------------------------------------------------------------------------------------------------------------|---------------------|---------------------|----------------------|-------------------------|----------------|
| 22/05/2021 | Transfer to xx6872 NetBank Mastercard bal | 380.00 | | 1,668.74 | | |
| 26/05/2021 | Transfor To Maurice Toal NetBank to NAB | 450.00 | | 1,218.74 | | |
| 29/05/2021 | BUNNINGS 423000 BANKSTOWN AU Cash Out \$160.00 Purchase \$16.98 | 176.98 | | 1,041.76 | | |
| 16/06/2021 | Direct Credit 018002 PIML UT Redempti (Auto reprocessed due to distribution entered / deleted on 30/06/2021) | | 2,168.94 | 3,210.70 | | |
| 21/06/2021 | Transfer to xx5872 NetBank Mastercard payment | 1,351.56 | | 1,859.14 | | |
| 24/06/2021 | Transfer To Maurice Toal | 900.00 | | 959.14 | | |
| 27/06/2021 | BUNNINGS FORSTER AU | 25.07 | | 934.07 | | |
| 29/06/2021 | newsKpress Forster Forster NS AUS Card xx8428 | 4.50 | | 929.57 | | |
| 29/06/2021 | KMART 1087 FORSTER AU AUS Card xx8428 Value Date: 27/06/2021 | 27.00 | | 902.57 | | |
| 30/06/2021 | CLOSING BALANCE | | | 902.57 | | |
| | | <u>1,289,350.99</u> | <u>1,288,131.51</u> | | | |

1/7/20 - 30/6/21 as per Statement 16/2/22



Your Statement

Statement 1 (Page 1 of 2)

Account Number 06 2233 10464634

Statement Period 2 Mar 2020 - 2 Sep 2020

Closing Balance \$224,658.83 CR

Enquiries 13 1998
(24 hours a day, 7 days a week)



009

THE TRUSTEE
MAURICE TOAL SUPER FUND
UNIT 15 121 TOMPSON RD
PANANIA NSW 2213

Direct Investment Account

If this account has an attached overdraft limit or facility and we send you a statement every 4 or 6 months, we will update your statement preference to every 3 months as part of changes made to the new Banking Code of Practice from 1 July 2019.

Your SMSF Commonwealth Direct Investment Account specifically designed for your Self Managed Super Fund can grow your savings while you plan your next investment. Earn a competitive rate of interest on balances over \$10,000. You can enjoy instant access to your money through ATMs, NetBank, EFTPOS, telephone banking and bank branches.

Name: MAURICE TOAL AND FIONA EMILOU HAYWOOD AS TRUSTEES FOR MAURICE TOAL SUPER FUND

Note: Have you checked your statement today? It's easy to find out more information about each of your transactions by logging on to the CommBank App or NetBank. Should you have any questions on fees or see an error please contact us on the details above. Cheque proceeds are available when cleared.

The date of transactions shown here may be different on your other transaction lists (for example, the transaction list that appears on the CommBank app).

| Date | Transaction | Debit | Credit | Balance |
|-------------|---------------------------------------------------------------------|-----------|------------|-----------------|
| 02 Mar 2020 | OPENING BALANCE | | | NI |
| 02 Mar | Transfer In Branch REVESBY | | 19,021.65 | \$19,021.65 CR |
| 03 Mar | Transfer to other Bank NetBank credit | 18,750.00 | | \$271.65 CR |
| 01 Apr | Credit Interest | | 0.34 | \$271.99 CR |
| 27 May | Direct Credit 012721 ATO ATO009000012148711 | | 1,350.06 | \$1,622.05 CR |
| 25 Jun | Direct Credit 012721 ATO ATO002000012590453 | | 500.00 | \$2,122.05 CR |
| 01 Jul | CREDIT INTEREST EARNED on this account to June 30, 2020 is \$0.34 | | | |
| 28 Aug | Direct Credit 011802 Col First State SOLD. RD001091033295953 | | 222,533.09 | \$224,655.14 CR |
| 01 Sep | Credit Interest | | 3.69 | \$224,658.83 CR |
| 02 Sep 2020 | CLOSING BALANCE | | | \$224,658.83 CR |

| | | | | | | |
|------------------------|---|---------------------|---|----------------------|---|------------------------|
| Opening balance | - | Total debits | + | Total credits | = | Closing balance |
| NI | | \$18,750.00 | | \$243,408.83 | | \$224,658.83 CR |

9 2058 6466 1 2 2225983 6303 5L R3 9141 0246 LOV08 00 30



Your Statement

Statement 2 (Page 1 of 2)

Account Number 06 2233 10464634

Statement Period 3 Sep 2020 - 2 Mar 2021

Closing Balance \$226.78 CR

Enquiries 13 1998
 (24 hours a day, 7 days a week)



009

THE TRUSTEE
 MAURICE TOAL SUPER FUND
 UNIT 15 121 TOMPSON RD
 PANANIA NSW 2213

Direct Investment Account

If this account has an attached overdraft limit or facility and we send you a statement every 4 or 6 months, we will update your statement preference to every 3 months as part of changes made to the new Banking Code of Practice from 1 July 2019.

Your SMSF Commonwealth Direct Investment Account specifically designed for your Self Managed Super Fund can grow your savings while you plan your next investment. Earn a competitive rate of interest on balances over \$10,000. You can enjoy instant access to your money through ATMs, NetBank, EFTPOS, telephone banking and bank branches.


Name: MAURICE TOAL AND FIONA EMILOU HAYWOOD AS TRUSTEES FOR MAURICE TOAL SUPER FUND

Note: Have you checked your statement today? It's easy to find out more information about each of your transactions by logging on to the CommBank App or NatBank. Should you have any questions on fees or see an error please contact us on the details above. Cheque proceeds are available when cleared.

The date of transactions shown here may be different on your other transaction lists (for example, the transaction list that appears on the CommBank app)

| Date | Transaction | Debit | Credit | Balance |
|-------------|------------------------------------------------------------------------------------------------------------------------------------------------------------------------------------|------------|------------|-----------------|
| 03 Sep 2020 | 2020/03 Sep 2020 OPENING BALANCE | | | \$224,658.83 CR |
| 01 Oct | Credit Interest | | 27.70 | \$224,686.53 CR |
| 21 Oct | Direct Debit 411116 P/M Wholesale A/C6801012298 <i>to buy (refined) gold investment</i> | 223,000.00 | | \$1,686.53 CR |
| 28 Oct | Transfer to other Bank NetBank test | 1.00 | | \$1,685.53 CR |
| 30 Oct | BT FMD REF 2020103000031199 C13851488 <i>(Sold BT tech. (?) - proceed)</i> | | 22,600.00 | \$24,285.53 CR |
| 30 Oct | Transfer to other Bank NetBank amount | 22,600.00 | | \$1,685.53 CR |
| 01 Nov | Credit Interest | | 18.47 | \$1,704.00 CR |
| 17 Nov | BT WRAP REF 2020111700020527 C13851488 | | 300.00 | \$2,004.00 CR |
| 02 Dec | 2020/02 Dec BT FMD <i>Sold BT Tech.</i> REF 2020120200025309 C13851488 | | 307,467.27 | \$309,471.27 CR |
| 08 Dec | 2020/08 Dec Transfer to other Bank NetBank <i>being SWIFTX (buy BT coin) for historic investment - all stakes on 4/21 from my SwiftX Digital Crypto Purchase a/c.</i> Maurice Toal | 54,800.00 | | \$254,671.27 CR |

* 9937 25999.1.1 2225683 0303 SL R3 8541 D061 O V06 00 31



switched from CTS to global ✓

| Date | Transaction | Debit | Credit | Balance |
|-------------|------------------------------------------------------------------------------------------|------------|------------|-----------------|
| 2020/21 Dec | Direct Debit 011802 Col First State <i>switched, back to life BBL</i> AB0006026975001 | 249,000.00 | | \$5,671.27 CR |
| 22 Dec | Transfer to other Bank NetBank from smsf | 3,650.00 | | \$2,021.27 CR |
| 24 Dec | Direct Credit 038180 BT BIF INV FUNDS <i>Sold BT Techs.</i> C13851488 | | 249,521.71 | \$251,542.98 CR |
| 2020/29 Dec | Direct Debit 011802 Col First State <i>trans N. more back to life</i> AB0006027513001 | 249,200.00 | | \$2,342.98 CR |
| 2021/01 Jan | Credit Interest | | 8.80 | \$2,351.78 CR |
| 15 Jan | Transfer to other Bank NetBank <i>SWIFT for Bitcoin withdrawal all stolen 6/2/21</i> | 1,600.00 | | \$751.78 CR |
| 19 Jan | Transfer to CBA A/c NetBank MauriceTootSuper | 525.00 | | \$226.78 CR |
| 02 Mar 2021 | CLOSING BALANCE | | | \$226.78 CR |

| | | | | | | |
|-----------------|---|--------------|---|---------------|---|-----------------|
| Opening balance | - | Total debits | + | Total credits | = | Closing balance |
| \$224,658.83 CR | | \$804,376.00 | | \$579,943.95 | | \$226.78 CR |

Your Credit Interest Rate Summary

| Date | Balance | Standard Credit Interest Rate (p.a.) |
|--------|-----------------------|--------------------------------------|
| 02 Mar | Less than \$10,000.00 | 0.00% |
| | \$10,000.00 and over | 0.05% |

Note: Interest rates are effective as at the date shown but are subject to change.

0697 28099.1.1 2221893 0303 RL PO 8041 D0011 01 V06 00321

Account Number 06 2233 10464634

Statement Period 3 Mar 2021 - 31 May 2021

Closing Balance \$1,041.76 CR

Enquiries 13 1998
 (24 hours a day, 7 days a week)



009

THE TRUSTEE
 MAURICE TOAL SUPER FUND
 UNIT 15 121 TOMPSON RD
 PANANIA NSW 2213

Direct Investment Account

If this account has an attached overdraft limit or facility and we send you a statement every 4 or 6 months, we will update your statement preference to every 3 months as part of changes made to the new Banking Code of Practice from 1 July 2019.

Your SMSF Commonwealth Direct Investment Account specifically designed for your Self Managed Super Fund can grow your savings while you plan your next investment. Earn a competitive rate of interest on balances over \$10,000. You can enjoy instant access to your money through ATMs, NetBank, EFTPOS, telephone banking and bank branches.


Name: MAURICE TOAL AND FIONA EMILOU HAYWOOD AS TRUSTEES FOR MAURICE TOAL SUPER FUND

Note: Have you checked your statement today? It's easy to find out more information about each of your transactions by logging on to the CommBank App or NetBank. Should you have any questions on fees or see an error please contact us on the details above. Cheque proceeds are available when cleared.

The date of transactions shown here may be different on your other transaction lists (for example, the transaction list that appears on the CommBank app).

| Date | Transaction | Debit | Credit | Balance |
|--------|------------------------------------------------------------------------------------------------|------------|------------|-----------------|
| 03 Mar | 2021 OPENING BALANCE | | | \$226.78 CR |
| 04 Mar | Transfer From MR MAURICE TOAL CREDIT TO ACCOUNT | | 253.00 | \$479.78 CR |
| 04 Mar | Transfer to CBA A/c NetBank T RtrFeeMToal | 463.00 | | \$16.78 CR |
| 30 Mar | Direct Credit 011802 Col First State RD001091033296963 <i>Direct Credit for a 453,248 loss</i> | | 474,262.84 | \$474,279.62 CR |
| 01 Apr | Credit Interest | | 1.30 | \$474,280.92 CR |
| 09 Apr | Direct Debit 400472 FISF Maurice FISF Maurice <i>Bought FOLAGER</i> | 470,680.00 | | \$3,600.92 CR |
| 16 Apr | Transfer to other Bank NetBank withdrawal | 10.00 | | \$3,590.92 CR |
| 16 Apr | COMMONWEALTH CARDS NetBank BPAY 1818 5353175272706872 my mastercard | 1,599.76 | | \$1,991.16 CR |
| 27 Apr | CBC NetBank BPAY 34280 4635908 | 237.61 | | \$1,753.55 CR |
| 01 May | Credit Interest | | 5.20 | \$1,758.75 CR |
| 03 May | DEFT PAYMENTS NetBank BPAY 96503 284560323000016916 Levy | 485.56 | | \$1,273.19 CR |

2021



| Date | Transaction | Debit | Credit | Balance | | | |
|--------|---------------------------------------------------------------------------------|----------|---------------------|---------------|----------------------|----------|------------------------|
| 12 May | Direct Credit 018002 PIML UT Redempt AC801012298 <i>Sold Refetchal minor</i> | | 6,912.12 | \$8,185.31 CR | | | |
| 14 May | TAX OFFICE PAYMENTS NetBank BPAY 75556 2004579279597521 SMSFtax2020 259Lvy | 6,708.85 | | \$1,476.46 CR | | | |
| 17 May | COMMONWEALTH CARDS NetBank BPAY 1818 5353175272706872 to my mastercard | 1,125.00 | | \$351.46 CR | | | |
| 17 May | Direct Credit 128594 M TOAL MY CDIA SMSF ACT | | 20.00 | \$371.46 CR | | | |
| 18 May | Transfer To Xuemei Chen NetBank m | 200.00 | | \$171.46 CR | | | |
| 18 May | Transfer To Fiona Toal NetBank gift | 150.00 | | \$21.46 CR | | | |
| 19 May | Transfer To Maurice Toal NetBank test for speed of transfer, o... | 0.10 | | \$21.36 CR | | | |
| 20 May | Direct Credit 018002 PIML UT Redempt AC801012298 <i>Sold Refetchal minor</i> | | 2,027.38 | \$2,048.74 CR | | | |
| 22 May | Transfer to xox6872 NetBank Mastercard bal | 380.00 | | \$1,668.74 CR | | | |
| 26 May | Transfer To Maurice Toal NetBank to NAB | 450.00 | | \$1,218.74 CR | | | |
| 29 May | BUNNINGS 423000 BANKSTOWN AU Cash Out \$160.00 Purchase \$16.98 | 176.98 | | \$1,041.76 CR | | | |
| 31 May | 2021 CLOSING BALANCE | | | \$1,041.76 CR | | | |
| | Opening balance | - | Total debits | + | Total credits | = | Closing balance |
| | \$226.78 CR | | \$482,666.86 | | \$483,481.84 | | \$1,041.76 CR |

Your Credit Interest Rate Summary

| Date | Balance | Standard Credit Interest Rate (p.a.) |
|--------|-----------------------|-----------------------------------------------|
| 31 May | Less than \$10,000.00 | 0.00% |
| | \$10,000.00 and over | 0.05% |

Note: Interest rates are effective as at the date shown but are subject to change.



Your Statement

Statement 4 (Page 1 of 2)

Account Number 06 2233 10464634

Statement Period 1 Jun 2021 - 31 Aug 2021

Closing Balance \$1,177.13 CR

Enquiries 13 1998
 (24 hours a day, 7 days a week)



009

THE TRUSTEE
 MAURICE TOAL SUPER FUND
 UNIT 15 121 TOMPSON RD
 PANANIA NSW 2213

Direct Investment Account

If this account has an attached overdraft limit or facility and we send you a statement every 4 or 6 months, we will update your statement preference to every 3 months as part of changes made to the new Banking Code of Practice from 1 July 2019.

The Commonwealth Direct Investment Account is the preferred cash account for SMSF customers. Enjoy the convenience of managing your investments through NetBank and the CommBank app.

Name: MAURICE TOAL AND FIONA EMILOU HAYWOOD AS TRUSTEES FOR MAURICE TOAL SUPER FUND

Note: Have you checked your statement today? It's easy to find out more information about each of your transactions by logging on to the CommBank App or NetBank. Should you have any questions on fees or see an error please contact us on the details above. Cheque proceeds are available when cleared.

The date of transactions shown here may be different on your other transaction lists (for example, the transaction list that appears on the CommBank app).

| Date | Transaction | Debit | Credit | Balance |
|-------------|------------------------------------------------------------------------------------|----------|----------|---------------|
| 01 Jun 2021 | OPENING BALANCE | | | \$1,041.76 CR |
| 16 Jun | Direct Credit 018002 PML UT Redempti AC801012298 <i>2000 Referral Incentive</i> | | 2,168.94 | \$3,210.70 CR |
| 21 Jun | Transfer to xx6872 NetBank Mastercard payment | 1,351.56 | | \$1,859.14 CR |
| 24 Jun | Transfer To Maurice Toal NetBank cda | 900.00 | | \$959.14 CR |
| 27 Jun | BUNNINGS 685000 FORSTER AU Card xx8428 | 25.07 | | \$934.07 CR |
| 29 Jun | newsXpress Forster Forster NS AUS Card xx8428 Value Date: 27/06/2021 | 4.50 | | \$929.57 CR |
| 29 Jun | KMART 1087 FORSTER AU AUS Card xx8428 Value Date: 27/06/2021 | 27.00 | | \$902.57 CR |
| 01 Jul | CREDIT INTEREST EARNED on this account to June 30, 2021 is \$65.16 | | | \$801.57 CR |
| 07 Jul | Sushi Train Sutherland Sutherland AU | 11.00 | | \$5,160.52 CR |
| 15 Jul | Direct Credit 018002 PML UT Redempti AC801012298 | | 4,268.05 | \$5,160.52 CR |
| 16 Jul | Transfer To Fiona Emilou Toal NetBank gift | 800.00 | | \$4,360.52 CR |

18888 39466 1 1 2225AR3 0303 5L R3 5942 D243 0 V08 00 33


29/6/21

*at that time owned 2 Forster
 + 524630 = the PRE-Didgels
 Bal: 81,131 on 1/7/20
 1/7/21 Price dropped by 81,131 Val at 30/6/21
 [at 20/6/21 for these] SPARE / TRANS*

*BT only a \$500 / \$1000
 CFS all sold, may \$500
 Professional Fees
 + 524,636
 + 246,799
 = 771,337*

Account Number

06 2233 10464834



| Date | Transaction | Debit | Credit | Balance |
|--------|---------------------------------------------------------------------|----------|----------|---------------|
| 19 Jul | Transfer to xxx6872 NetBank Mcard due 19Jul21 | 2,068.83 | | \$2,291.69 CR |
| 29 Jul | DEFT PAYMENTS NetBank BPAY 96503 284560323000016916 M Total Levy | 485.56 | | \$1,806.13 CR |
| 02 Aug | Transfer to xxx6872 NetBank | 1,600.00 | | \$206.13 CR |
| 04 Aug | Wol ATM CBA ATM MENAI MARKETPLANSW 2333 | 140.00 | | \$66.13 CR |
| 10 Aug | Direct Credit 018002 PML UT Redempti AC801012298 | | 1,800.00 | \$1,866.13 CR |
| 17 Aug | Transfer To Xuemei Chen NetBank m | 250.00 | | \$1,616.13 CR |
| 23 Aug | RevenueNSW Debt NetBank BPAY 198788 910355575597 | 439.00 | | \$1,177.13 CR |
| 31 Aug | 2021 CLOSING BALANCE | | | \$1,177.13 CR |

| | | | | | | |
|------------------------|---|---------------------|---|----------------------|---|------------------------|
| Opening balance | - | Total debits | + | Total credits | = | Closing balance |
| \$1,041.76 CR | | \$8,102.52 | | \$8,237.89 | | \$1,177.13 CR |

Your Credit Interest Rate Summary

| Date | Balance | Standard Credit Interest Rate (p.a.) |
|--------|-----------------------|--------------------------------------|
| 31 Aug | Less than \$10,000.00 | 0.00% |
| | \$10,000.00 and over | 0.05% |

Note: Interest rates are effective as at the date shown but are subject to change.

61800 - Distributions Receivable

2021 Financial Year

Preparer Queen Galvez

Reviewer Steven Lee

Status Completed

| Account Code | Description | CY Balance | LY Balance | Change |
|--------------|-----------------------------------|-------------------|-------------------|--------|
| FHT0032AU2 | Forager International Shares Fund | \$81,131.76 | | 100% |
| PER1547AU | Perpetual Gbl Innvtn Shr Fd A Cls | \$32,603.88 | | 100% |
| TOTAL | | CY Balance | LY Balance | |
| | | \$113,735.64 | | |

Supporting Documents

- General Ledger [Report](#)
- FORAGER ,42388 - FISF - Distribution - 30.06.2021 (1).pdf [FHT0032AU2](#)

Standard Checklist

- Review aging of amounts receivable and comment on any delay in payment

MauriceToal Superfund General Ledger

As at 30 June 2021

| Transaction Date | Description | Units | Debit | Credit | Balance \$ |
|-------------------------------------------------------|-------------------------|-------|------------------|--------|---------------------|
| Distributions Receivable (61800) | | | | | |
| <u>Forager International Shares Fund (FHT0032AU2)</u> | | | | | |
| 30/06/2021 | Distribution receivable | | 81,131.76 | | 81,131.76 DR |
| | | | 81,131.76 | | 81,131.76 DR |
| <u>Perpetual Glbl Innvtn Shr Fd A Cls (PER1547AU)</u> | | | | | |
| 30/06/2021 | Distribution receivable | | 32,603.88 | | 32,603.88 DR |
| | | | 32,603.88 | | 32,603.88 DR |
| Total Debits: | 113,735.64 | | | | |
| Total Credits: | 0.00 | | | | |

Mr M Toal Mrs F Haywood
MauriceToal Superfund
UNIT 15
121 Tompson Road
PANANIA NSW 2213
AUSTRALIA

Forager International Shares Fund**Distribution Confirmation**

| Effective Date | Number of Units | Distribution Cents per Unit | Distribution Amount | Withholding Tax | Net Distribution |
|----------------|-----------------|-----------------------------|---------------------|-----------------|------------------|
| 30/06/2021 | 210,661.0572 | 38.5129 | \$81,131.76 | \$0.00 | \$81,131.76 |

Summary of Distribution

| Effective Date | Description | Transaction Amount | Unit Price | Number of Units | Unit Balance |
|----------------|-------------------------|--------------------|------------|-----------------|--------------|
| 01/07/2021 | Opening balance | | 2.1053 | | 210,661.0572 |
| 30/06/2021 | Distribution | \$81,131.76 | | | 210,661.0572 |
| 01/07/2021 | Distribution Reinvested | \$81,131.76 | 2.1095 | 38,460.1849 | 249,121.2421 |
| 01/07/2021 | Closing balance | | 2.1053 | | 249,121.2421 |
| Total | | \$81,131.76 | | 38,460.1849 | |

Distribution proceeds have been reinvested as per your instructions.

Please keep this confirmation as a record of your distribution.

70040 - Cryptocurrency

2021 Financial Year

Preparer Queen Galvez

Reviewer Steven Lee

Status Completed

| Account Code | Description | CY Units | CY Balance | LY Units | LY Balance | Change |
|----------------------|---------------|-----------------|-------------------|-----------------|-------------------|--------|
| SHSANIUBTC. COIN1 | BTC - Bitcoin | | | | | 0% |
| TOTAL | | CY Units | CY Balance | LY Units | LY Balance | |

Supporting Documents

- Investment Movement Report [Report](#)
- Clf_Note.pdf [SHSANIUBTC.COIN1](#)

Standard Checklist

- Attach Investment Movement Report
- Ensure that cryptocurrency has not been acquired from a related party
- Ensure that investments in cryptocurrency are allowed under the Trust Deed
- Ensure the 30 June closing value is correct
- Ensure the Fund's Investment Strategy allows the investment
- Ensure the Investment is held in the name of the Trustee/Fund
- Ensure the Investment is not breaching the Sole Purpose Test

Notes

Steven Lee

Note
Cryptocurrency stolen

05/04/2022 14:53

MauriceToal Superfund Investment Movement Report

As at 30 June 2021

| Investment | Opening Balance | | Additions | | Disposals | | | Closing Balance | | |
|------------------------------------------------|-----------------|-------------------|------------|---------------------|--------------|-----------------------|--------------------------|-----------------|-------------------|-------------------|
| | Units | Cost | Units | Cost | Units | Cost | Accounting Profit/(Loss) | Units | Cost | Market Value |
| Bank Accounts | | | | | | | | | | |
| CBA Direct Investment Account 10464634 | | 2,122.05 | | 1,288,131.51 | | (1,289,350.99) | | | 902.57 | 902.57 |
| | | 2,122.05 | | 1,288,131.51 | | (1,289,350.99) | | | 902.57 | 902.57 |
| Managed Investments (Australian) | | | | | | | | | | |
| FSF5774AU - Baillie Gif Lng Trm Glb Grth Cls A | | | 271,812.54 | 499,237.25 | (271,812.54) | (499,237.24) | 23,048.69 | | 0.01 | |
| BTA0127AU - BT Invest Funds Technology Fund | 313,836.51 | 367,665.39 | 126,486.17 | 247,528.57 | (440,297.12) | (615,146.98) | 211,235.04 | 25.56 | 46.98 | 56.07 |
| FSF1198AU - CFS FC WS Magellan WS Global Sh | 94,001.38 | 239,103.62 | 10.30 | 23.65 | (94,011.68) | (239,127.27) | (15,610.01) | | 0.00 | |
| FHT0032AU2 - Forager International Shares Fund | | | 210,661.06 | 470,680.00 | | | | 210,661.06 | 470,680.00 | 443,504.72 |
| PER1547AU - Perpetual Gbl Innvtn Shr Fd A Cls | | | 149,803.98 | 223,000.00 | (7,022.00) | (10,453.04) | 655.41 | 142,781.98 | 212,546.96 | 214,283.34 |
| | | 606,769.01 | | 1,440,469.47 | | (1,363,964.53) | 219,329.13 | | 683,273.95 | 657,844.13 |
| | | 608,891.06 | | 2,728,600.98 | | (2,653,315.52) | 219,329.13 | | 684,176.52 | 658,746.70 |



Superhelp Support <support@superhelp.com.au>

Tax Statements for my Unit Trust Investments and CDIA CBA Bank Statement for preparation of my SMSF Tax Rtn & Auditor's Report; Perpet Gbl Innov. Forager, BT Techn, CFS being Magellan & Baillie Gif,

1 message

Maurice Toal <mtoal@bigpond.net.au>
To: Superhelp Support <support@superhelp.com.au>

Thu, Feb 17, 2022 at 3:52 PM

Superhelp 1300 726 453

Re : MauriceToal Superfund

Dear Sandra,

See [attachments](#) as above, - the Annual Tax Statements, Bank Statement for the year. If anything else – please just make an assumption in my best interest.

I'm expecting Nil tax payable as I'm retired, and as told/indicated to me by Superhelp as I recall. I'd be glad if you could re-confirm that earlyish.

I also note that my withdrawals of \$54,800 8Dec'20 and a further ~ \$2,300 or \$1600 15Jan '21 and all then invested in Bitcoin– all that was stolen 4/2/'21 ! Pretty painful.

As I'm well under the \$1.7m cut off, and therefore not sure why the ATO needs an annual SMSF Tax Return for those who have already retired and not close to the cut off limit.

As for previous year,- this year all the activity has been mine, - \$nil investments, contrib's , withdrawals for Fiona (my daughter, who has her own Super). MT – sole owner of my SMSF. \$nil contribution from me.

I look forward to Superhelp sending me the Tax Return and Auditor Report for my signature.











Pls acknowledge receipt of this email.

Kind regards,

Maurice Toal

0438 729629

10 attachments

-  **2nd half year Distrib advice to 30Jun21,\$Zero 1st half yr.pdf**
177K
-  **AMIT Annual Stmt, with unrealised Cap Gain, & Labels.pdf**
180K
-  **Perpetual,Innovation , Annual Statement to 30Jun'21.pdf**
189K
-  **Ann Stmt FORAGER, t' ACTIONS, 42388 - FISF - Transaction - 30.06.2021.pdf**
48K
-  **FORAGER ,42388 - FISF - Distribution - 30.06.2021 (1).pdf**
27K
-  **Forager Tax Return Labels, Illusory net Income because Unit Price dropped by that amount, 42388 - FISF - Taxation AMMA - 30.06.2021.pdf**
48K
-  **Minutes. The exact pension commencement balance for M Toal will be determined by 15May'22..docx**
13K
-  **CFS T Rtn Stmt yr to 30Jun'21,CGT Magellan & Baillie Loss, Part A income \$nil.pdf**
42K
-  **Marked up CDIA Bank Stmts for the yr to 30Jun'21.pdf**
847K
-  **BT Tax Statement for year to 30June2021.pdf**
1310K

74700 - Managed Investments (Australian)

2021 Financial Year

Preparer Queen Galvez

Reviewer Steven Lee

Status Completed

| Account Code | Description | CY Units | CY Balance | LY Units | LY Balance | Change |
|--------------|------------------------------------|-----------------|-------------------|-----------------|-------------------|----------|
| BTA0127AU | BT Invest Funds Technology Fund | 25.560000 | \$56.07 | 313836.510000 | \$540,928.61 | (99.99)% |
| FHT0032AU2 | Forager International Shares Fund | 210661.057200 | \$443,504.72 | | | 100% |
| FSF1198AU | CFS FC WS Magellan WS Global Sh | 0.000000 | | 94001.380700 | \$212,057.71 | 100% |
| FSF5774AU | Baillie Gif Lng Trm Glb Grth Cls A | 0.000000 | | | | 0% |
| PER1547AU | Perpetual Gbl Innvtn Shr Fd A Cls | 142781.978000 | \$214,283.34 | | | 100% |
| | TOTAL | CY Units | CY Balance | LY Units | LY Balance | |
| | | 353468.595200 | \$657,844.13 | 407837.890700 | \$752,986.32 | |

Supporting Documents

- Investment Movement Report [Report](#)
- CGSInvConf20220404163500.001.ADHOCs_202204041632288.pdf
- BT Tax Statements for year to 30Jun2021.pdf

Standard Checklist

- Attach Annual statements from fund managers, Master Trust, Platform or Wrap providers confirming ownership and value
- Attach copies of Statements and Source Documentation
- Attach Investment Movement Report
- Ensure all Investments are valued correctly at June 30
- Ensure the investment is in accordance with the Fund's investment strategy
- Ensure the investment is in accordance with the SIS Act

MauriceToal Superfund Investment Movement Report

As at 30 June 2021

| Investment | Opening Balance | | Additions | | Disposals | | | Closing Balance | | |
|------------------------------------------------|-----------------|-------------------|------------|---------------------|--------------|-----------------------|--------------------------|-----------------|-------------------|-------------------|
| | Units | Cost | Units | Cost | Units | Cost | Accounting Profit/(Loss) | Units | Cost | Market Value |
| Bank Accounts | | | | | | | | | | |
| CBA Direct Investment Account 10464634 | | 2,122.05 | | 1,288,131.51 | | (1,289,350.99) | | | 902.57 | 902.57 |
| | | 2,122.05 | | 1,288,131.51 | | (1,289,350.99) | | | 902.57 | 902.57 |
| Managed Investments (Australian) | | | | | | | | | | |
| FSF5774AU - Baillie Gif Lng Trm Glb Grth Cls A | | | 271,812.54 | 499,237.25 | (271,812.54) | (499,237.24) | 23,048.69 | | 0.01 | |
| BTA0127AU - BT Invest Funds Technology Fund | 313,836.51 | 367,665.39 | 126,486.17 | 247,528.57 | (440,297.12) | (615,146.98) | 211,235.04 | 25.56 | 46.98 | 56.07 |
| FSF1198AU - CFS FC WS Magellan WS Global Sh | 94,001.38 | 239,103.62 | 10.30 | 23.65 | (94,011.68) | (239,127.27) | (15,610.01) | | 0.00 | |
| FHT0032AU2 - Forager International Shares Fund | | | 210,661.06 | 470,680.00 | | | | 210,661.06 | 470,680.00 | 443,504.72 |
| PER1547AU - Perpetual Gbl Innvtn Shr Fd A Cls | | | 149,803.98 | 223,000.00 | (7,022.00) | (10,453.04) | 655.41 | 142,781.98 | 212,546.96 | 214,283.34 |
| | | 606,769.01 | | 1,440,469.47 | | (1,363,964.53) | 219,329.13 | | 683,273.95 | 657,844.13 |
| | | 608,891.06 | | 2,728,600.98 | | (2,653,315.52) | 219,329.13 | | 684,176.52 | 658,746.70 |



SCANNED
TAX STATEMENT
1 July 2020 to 30 June 2021



005299 009
MR M TOAL
ATF MAURICE TOAL S/F
15/121 TOMPSON RD
PANANIA NSW 2213

Investor Number C13851488
Enquiries 132 135
Internet bt.com.au
Issue Date 21 July 2021

SUMMARY: Information for your 2021 tax return

| tax return instructions item | amount | tax return label |
|-----------------------------------------------|----------|------------------|
| non-primary production income | \$9.48 | 13U |
| franked distributions | \$0.00 | 13C |
| franking credits | \$0.00 | 13Q |
| credit for TFN amounts withheld | \$0.00 | 13R |
| total capital gains | * | 18H |
| net capital gains | * | 18A |
| foreign income | \$0.00 | 20E/20M |
| Australian franking credits from a NZ company | \$0.00 | 20F |
| fee rebate | \$726.05 | 24V |
| other MIT withholding tax | \$0.00 | |
| clean building MIT withholding tax | \$0.00 | |
| NCMI MIT withholding tax | \$0.00 | |
| excluded from NCMI MIT withholding tax | \$0.00 | |
| dividend and interest withholding tax | \$0.00 | |

* The capital gain components will be shown in the CGT statement that will be sent to you shortly.

The summary shows the taxable components of all the distributions you received from your investments during the financial year. Individual details for each fund are overleaf.

L001210 - C13851488

Please note:

- Your Tax Statement forms a payment summary for the purpose of the Taxation Administration Act 1953. Please retain your Tax Statement for income tax purposes.
- No details are provided for funds that did not distribute over the financial year.

If you are an individual and require help with completing your Australian tax return, please refer to 'A guide to your 2020-2021 BT Tax Statement' and/or 'A guide to your 2020-2021 BT Cash Tax Statement'. All tax guides are available online for viewing or download at bt.com.au/taxguides.

Capital Gains Tax Statement

If you switched, withdrew or transferred units during the year, you may receive a BT Capital Gains Tax Statement. This will provide a breakdown of the capital gain or loss realised on your investment that you will need to include in your tax return.

TAX COMPONENTS BY FUND

| | distributions received | tax offsets | taxable income |
|-------------------------------------|---------------------------|----------------|-------------------|
| BT Investment Funds | | | |
| BT Technology Fund - AMMA Statement | | | |
| No distributions | | | |
| fee rebate | \$528.57 | | \$528.57 |

TAX COMPONENTS BY FUND - CASH FUNDS

| | Distributions Received |
|-------------------------------------------|---------------------------|
| BT Investment Funds | |
| BT Cash Management Trust - AMMA Statement | |
| non-primary production income | \$9.48 |
| Total distributions | \$9.48 |
| fee rebate | \$197.48 |

STATEMENT INFORMATION

Westpac Financial Services Limited (ABN 20 000 241 127, AFS Licence No. 233716)

BT Technology Fund

BT Cash Management Trust



ANNUAL STATEMENT
30 June 2021



MR M TOAL
ATF MAURICE TOAL S/F
15/121 TOMPSON RD
PANANIA NSW 2213

Investor Number C13851488
Enquiries 132 135
Internet bt.com.au
Issue Date 19 July 2021

This is not a Tax statement. Please refer to your BT Tax statement to assist in completing your return.

INVESTMENT SUMMARY

| | | | |
|-----------------------------------------|--------------------------|---------------------|------------|
| Account Balance at 30 June 2020 | | \$540,928.60 | (O) |
| Investments | Deposits | \$247,000.00 | |
| | Fee rebate~ | \$528.57 | |
| | Total Investments | \$247,528.57 | (I) |
| Deductions | Withdrawals | \$826,382.02 | |
| | Total Deductions | \$826,382.02 | (D) |
| Net Earnings ² | | \$37,980.91 | (N) |
| Account Balance at 30 June 2021 | | \$56.06 | (C) |
| Withdrawal Value at 30 June 2021 | | \$56.06 | |

²Net Earnings

N = C (balance 30 June 2021) + **D** (deductions) - **I** (investments) - **O** (balance 30 June 2020)

Net earnings reflects the change in market value of the funds underlying investments over the period plus any distribution amounts you have been paid in the period.

~The fee rebate represents the refund on ongoing commission amounts included in the management costs of your investments.

100025901 - C13851488

TRANSACTION DETAILS

| | | gross amount | rebates and fees | net amount | unit price | number of units |
|------------------------------------|-----------------------------------------|---------------|------------------|---------------|------------|--------------------|
| BT Investment Funds | | | | | | |
| BT Technology Fund | | | | | | |
| 30 Jun 2020 | opening balance | \$540,928.60 | | \$540,928.60 | \$1.7236 | 313,836.51 |
| 31 Jul 2020 | fee rebate~ | \$181.96 | | \$181.96 | \$1.7876 | 101.79 |
| 31 Aug 2020 | fee rebate~ | \$192.26 | | \$192.26 | \$1.8881 | 101.82 |
| 4 Sep 2020 | switch out to BT Cash Management Trust | -\$576,860.31 | | -\$576,860.31 | \$1.8369 | -314,040.12 |
| 15 Oct 2020 | switch in from BT Cash Management Trust | \$247,000.00 | | \$247,000.00 | \$1.9572 | 126,200.69 |
| 31 Oct 2020 | fee rebate~ | \$75.23 | | \$75.23 | \$1.8378 | 40.93 |
| 30 Nov 2020 | fee rebate~ | \$79.12 | | \$79.12 | \$1.9324 | 40.94 |
| 22 Dec 2020 | withdrawal | -\$249,521.71 | | -\$249,521.71 | \$1.9763 | -126,257.00 |
| 30 Jun 2021 | closing balance | \$56.06 | | \$56.06 | \$2.1936 | 25.56 |
| Net earnings for the period | | | | | | \$37,980.91 |

| Total fees you paid | | |
|-----------------------------------|-----------------------------------------------------------------------------------------------------------------------------------------------------------------------------------------------------------------------------------------------------------------------------------------------------------------------------------------------------------------------------------------------------------------------------------------------------------------------------------------------------------------------------------------------------------------------------------------------------------------------------------------------------------------------------------------------------------------------------------------------------------|------------|
| Sum of rebate included above | | \$528.57 |
| Indirect costs of your investment | This approximate amount has been deducted from your investment and covers amounts that have reduced the return on your investment but are not charged to you directly as a fee. It has been calculated based on the latest available information at the end of the reporting period. These indirect costs relate to the underlying fees and costs incurred in managing your investment. Legislation requires all superannuation and investment funds to provide more comprehensive information around indirect fees and costs with the intention of allowing you to make comparisons and also provide greater transparency of the underlying fees and costs involved in managing your investment that have been included in your investment's unit price. | \$2,261.55 |
| Total fees you paid | This approximate amount includes all the fees and costs which affected your investment during the period. | \$1,732.98 |

a = accrued income m = more than 1 charge n = non-resident w' tax
s = stamp duty t = TFN/ABN w' tax w = withdrawal fee

Additional explanation of fees and costs:

Generally the benefit of any tax deduction to which the fund is entitled will be passed onto members in the form of reduced fees and costs.

STATEMENT INFORMATION

Westpac Financial Services Limited (ABN 20 000 241 127, AFS Licence No. 233716)

BT Technology Fund

The Responsible Entity listed above (referred to as the 'company') has issued this statement.

An investment in a Fund is not a deposit with, or any other liability of, Westpac Banking Corporation ABN 33 007 457 141 or any other company in the Westpac Group of companies. It is subject to investment risk, including possible delays in repayment or loss of income and principal invested. None of Westpac Banking Corporation or (any of) its related entities stands behind or otherwise guarantees the capital value or investment performance of a Fund.



MR M TOAL
 ATF MAURICE TOAL S/F
 15/121 TOMPSON RD
 PANANIA NSW 2213



BT Capital Gains Tax Statement
 01 July 2020 to 30 June 2021

MR M TOAL
 investor number C13851488
 page 1 of 3

Details of capital gains and losses for

Individuals

Trusts

Companies

Complying Superannuation Funds

| Date of disposal | Number of units | Amount received (\$) | Capital loss (\$) | Capital gain indexed and other (\$) | Capital gain eligible for discount (\$) | Capital loss (\$) | Capital gain indexed and other (\$) | Capital gain eligible for discount (\$) | Capital gain/loss (\$) | Capital loss (\$) | Capital gain indexed and other (\$) | Capital gain eligible for discount (\$) |
|--------------------|-----------------|----------------------|-------------------|-------------------------------------|-----------------------------------------|-------------------|-------------------------------------|-----------------------------------------|------------------------|-------------------|-------------------------------------|-----------------------------------------|
| BT Technology Fund | | | | | | | | | | | | |
| Disposals | | | | | | | | | | | | |
| 04/09/20 | 126,091.45 | 231,617.39 | | | 121,867.39 | | | 121,867.39 | 121,867.39 | | | 121,867.39 |
| 04/09/20 | 114.65 | 210.60 | | | 110.60 | | | 110.60 | 110.60 | | | 110.60 |
| 04/09/20 | 40.93 | 75.18 | | | 22.14 | | | 22.14 | 22.14 | | | 22.14 |
| 04/09/20 | 40.94 | 75.20 | | | 20.06 | | | 20.06 | 20.06 | | | 20.06 |
| 04/09/20 | 40.95 | 75.22 | | | 17.48 | | | 17.48 | 17.48 | | | 17.48 |
| 04/09/20 | 40.98 | 75.28 | | | 18.08 | | | 18.08 | 18.08 | | | 18.08 |
| 04/09/20 | 40.98 | 75.28 | | 19.27 | | | 19.27 | | 19.27 | | 19.27 | |
| 04/09/20 | 41.00 | 75.31 | | 18.84 | | | 18.84 | | 18.84 | | 18.84 | |
| 04/09/20 | 186,571.51 | 342,713.21 | | 86,513.21 | | | 86,513.21 | | 86,513.21 | | 86,513.21 | |
| 04/09/20 | 101.52 | 186.48 | | 37.37 | | | 37.37 | | 37.37 | | 37.37 | |
| 04/09/20 | 101.55 | 186.54 | | 39.88 | | | 39.88 | | 39.88 | | 39.88 | |
| 04/09/20 | 101.60 | 186.63 | | 24.84 | | | 24.84 | | 24.84 | | 24.84 | |
| 04/09/20 | 101.62 | 186.67 | | 27.10 | | | 27.10 | | 27.10 | | 27.10 | |
| 04/09/20 | 101.66 | 186.74 | | 35.56 | | | 35.56 | | 35.56 | | 35.56 | |
| 04/09/20 | 101.69 | 186.79 | | 24.12 | | | 24.12 | | 24.12 | | 24.12 | |
| 04/09/20 | 101.72 | 186.85 | | 13.78 | | | 13.78 | | 13.78 | | 13.78 | |
| 04/09/20 | 101.76 | 186.92 | | 11.18 | | | 11.18 | | 11.18 | | 11.18 | |
| 04/09/20 | 101.79 | 186.98 | | 5.02 | | | 5.02 | | 5.02 | | 5.02 | |
| 04/09/20 | 101.82 | 187.03 | -5.23 | | | -5.23 | | | -5.23 | -5.23 | | |

Page 3 of 3 is not applicable → General only & Feedback & Complaints m 30/15/22

BT Capital Gains Tax Statement

01 July 2020 to 30 June 2021

MR M TOAL

investor number C13851488

page 2 of 3

Details of capital gains and losses for

| Date of disposal | Number of units | Amount received (\$) | Capital loss (\$) | Individuals | | Trusts | | Companies | | Complying Superannuation Funds | | |
|--------------------------------|-----------------|----------------------|-------------------|-------------------------------------|-----------------------------------------|-------------------|-------------------------------------|-----------------------------------------|------------------------|--------------------------------|-------------------------------------|-----------------------------------------|
| | | | | Capital gain indexed and other (\$) | Capital gain eligible for discount (\$) | Capital loss (\$) | Capital gain indexed and other (\$) | Capital gain eligible for discount (\$) | Capital gain/loss (\$) | Capital loss (\$) | Capital gain indexed and other (\$) | Capital gain eligible for discount (\$) |
| BT Technology Fund (continued) | | | | | | | | | | | | |
| Disposals | | | | | | | | | | | | |
| 22/12/20 | 126,200.69 | 249,410.42 | | 2,410.42 | | 2,410.42 | | 2,410.42 | | 2,410.42 | | |
| 22/12/20 | 40.93 | 80.89 | | 5.66 | | 5.66 | | 5.66 | | 5.66 | | |
| 22/12/20 | 15.38 | 30.40 | | 0.68 | | 0.68 | | 0.68 | | 0.68 | | |
| Totals | | 826,382.01 | -5.23 | 89,186.93 | 122,055.75 | -5.23 | 89,186.93 | 122,055.75 | 211,237.45 | -5.23 | 89,186.93 | 122,055.75 |

only 7/20-6/21 yr.

FirstChoice Wholesale Investments - Summary Report

Your details

Mr Maurice Toal

*** **

*** **

*** **

*** **

Statement period 20 July 2017 to 29 March 2021

Account number *** **963

Account name Maurice Toal
Maurice Toal Super Fund
Maurice Toal Super Fund A/C

Email address mtoal@bigpond.net.au

TFN/ABN held Yes

Your account balance

Your opening account balance as at: 19 July 2017

\$0.00

Your closing account balance as at: 29 March 2021

\$0.00

Total investment return for the period (including distributions):

\$57,280.06

This equals the total amount of your distribution(s) + the change in investment value over the period.

Your account valuation

| Investment option name | Option code | Units | Unit price \$ | Value \$ | % |
|------------------------|-------------|-------|---------------|----------|-------|
| Account value | | | | 0.00 | 100.0 |

FirstChoice Wholesale Investments - Detailed Report

*** *****963

Your account summary

Your investments

| | |
|-----------------------------------|------------|
| Applications | 881,473.00 |
| Distributions | 46,203.83 |
| Management cost rebates | |
| Portfolio Management fee rebate * | 167.68 |

Your withdrawals

| | |
|-------------|-------------|
| Withdrawals | -938,920.74 |
|-------------|-------------|

Change in investment value

The increase or decrease in the value of your investment over the statement period.

11,076.23

Closing balance at 29 March 2021

0.00

* This rebate is calculated before income tax. You may be assessed for income tax on the rebate so you should ensure that this amount is included in your annual tax return. You should speak to your financial adviser or accountant for more information.

Your distribution information

| Investment option(s) | | Units | Dist'n per unit \$ | Value \$ |
|--------------------------------|-------------|-------------|--------------------|-----------|
| Acadian W Geared Sus Global Eq | 17 December | 73,316.1833 | 0.0060 | 439.90 |
| Acadian W Geared Sus Global Eq | 30 June | 73,754.6801 | 0.1108 | 8,172.02 |
| Acadian W Geared Sus Global Eq | 30 June | 82,354.0908 | 0.0550 | 4,529.47 |
| Magellan Wsale Global Share | 15 December | 79,539.7506 | 0.0390 | 3,102.05 |
| Magellan Wsale Global Share | 30 June | 80,734.0040 | 0.3711 | 29,960.39 |

Distribution option:

Reinvest

Your future investment selection

The investment allocation shown below will be used for all future transactions unless you tell us otherwise. This means any additional contributions you make to your account will be invested in line with the allocation outlined below.

Investment option(s)

Baillie Gifford Ws Lt Gbl Gwth

% Allocation

100.00

Certain options are excluded from your **future investment selection**. For further information please refer to the 'Other information you need to know' section of the Product Disclosure Statement available on our website, contact Investor Services on 13 13 36 or speak to your financial adviser.

To change your future investment selection, please log in to FirstNet and select Investment allocation or call us on 13 13 36. We recommend you speak to your financial adviser before making any changes to your account.

Colonial First State Investments Limited ABN 98 002 348 352, AFS Licence 232468 (CFSIL) is the issuer of interests in FirstChoice Personal Super, FirstChoice Wholesale Personal Super, FirstChoice Pension, FirstChoice Wholesale Pension and FirstChoice Employer Super from the Colonial First State FirstChoice Superannuation Trust ABN 26 458 298 557 and interests in the Rollover & Superannuation Fund and the Personal Pension Plan from the Colonial First State Rollover & Superannuation Fund ABN 88 854 638 840 and interests in the Colonial First State Pooled Superannuation Trust ABN 51 982 884 624.

(Investor Services 13 13 36
: www.cfs.com.au

Page 2 of 5

FirstChoice Wholesale Investments - Detailed Report

*** *****963

Your account transactions

| Date | Investment option Transaction type | Amount \$ | Units |
|-------------|---------------------------------------------------------|-------------|--------------|
| 20 Jul 2017 | PM Capital Ws Global Companies Application | 62,700.00 | 50,736.3651 |
| | Acadian W Geared Sus Global Eq Application | 62,700.00 | 73,316.1833 |
| 16 Oct 2017 | PM Capital Ws Global Companies Application | 24,236.00 | 18,729.5209 |
| | PM Capital Ws Global Companies Application | 87,637.00 | 67,725.6569 |
| 26 Oct 2017 | PM Capital Ws Global Companies Withdrawal | -729.64 | 552.5503 |
| 1 Dec 2017 | PM Capital Ws Global Companies Application | 101,000.00 | 74,270.1669 |
| 17 Dec 2017 | Acadian W Geared Sus Global Eq Distribution | 439.90 | |
| | Distribution reinvested | 439.90 | 438.4968 |
| 30 Jun 2018 | Acadian W Geared Sus Global Eq Distribution | 8,172.02 | |
| | Distribution reinvested | 8,172.02 | 8,599.4107 |
| 30 Jun 2019 | Acadian W Geared Sus Global Eq Distribution | 4,529.47 | |
| | Distribution reinvested | 4,529.47 | 4,921.7320 |
| 9 Sep 2019 | PM Capital Ws Global Companies Management fee rebate | 49.77 | 33.9241 |
| 9 Oct 2019 | Acadian W Geared Sus Global Eq Withdrawal | -80,389.76 | 87,275.8228 |
| 11 Oct 2019 | PM Capital Ws Global Companies Switch | -206,000.00 | 136,288.4552 |
| | Magellan Wsale Global Share Switch | 206,000.00 | 79,539.7506 |
| 14 Oct 2019 | PM Capital Ws Global Companies Withdrawal | -112,982.31 | 74,654.6284 |
| 15 Dec 2019 | Magellan Wsale Global Share Distribution | 3,102.05 | |
| | Distribution reinvested | 3,102.05 | 1,177.8744 |
| 9 Mar 2020 | Magellan Wsale Global Share Management fee rebate | 41.18 | 16.3790 |
| 30 Jun 2020 | Magellan Wsale Global Share Distribution | 29,960.39 | |
| | Distribution reinvested | 29,960.39 | 13,267.3767 |
| 27 Aug 2020 | Magellan Wsale Global Share Withdrawal | -222,533.09 | 93,576.0000 |

Colonial First State Investments Limited ABN 98 002 348 352, AFS Licence 232468 (CFSIL) is the issuer of interests in FirstChoice Personal Super, FirstChoice Wholesale Personal Super, FirstChoice Pension, FirstChoice Wholesale Pension and FirstChoice Employer Super from the Colonial First State FirstChoice Superannuation Trust ABN 26 458 298 557 and interests in the Rollover & Superannuation Fund and the Personal Pension Plan from the Colonial First State Rollover & Superannuation Fund ABN 88 854 638 840 and interests in the Colonial First State Pooled Superannuation Trust ABN 51 982 884 624.

Your account transactions continued...

| Date | Investment option Transaction type | Amount \$ | Units |
|-------------|---------------------------------------------------------|-------------|--------------|
| 8 Sep 2020 | Magellan Wsale Global Share Management fee rebate | 23.65 | 10.3032 |
| 18 Dec 2020 | Magellan Wsale Global Share Switch | -984.17 | 435.6839 |
| | Baillie Gifford Ws Lt Gbl Gwth Switch | 984.17 | 487.9375 |
| | Baillie Gifford Ws Lt Gbl Gwth Application | 294,000.00 | 145,761.0312 |
| 22 Dec 2020 | Baillie Gifford Ws Lt Gbl Gwth Withdrawal | -45,223.10 | 22,310.3619 |
| 29 Dec 2020 | Baillie Gifford Ws Lt Gbl Gwth Application | 249,200.00 | 125,535.2375 |
| 11 Feb 2021 | Baillie Gifford Ws Lt Gbl Gwth Withdrawal | -2,800.00 | 1,210.0259 |
| 8 Mar 2021 | Baillie Gifford Ws Lt Gbl Gwth Management fee rebate | 53.08 | 28.3335 |
| 29 Mar 2021 | Baillie Gifford Ws Lt Gbl Gwth Withdrawal | -474,262.84 | 248,292.1519 |

Investor information

Fees and expenses

Fees and expenses for operation and ongoing management have been deducted from each investment fund. These fees and expenses are indirectly paid by you as they are deducted before unit prices are calculated, and may affect your return. Please contact us if you have any questions.

WE'RE HERE TO HELP

If you've got any questions about this statement, your account or just want to provide some feedback, contact us by:

- (13 13 36 Monday to Friday,
8am to 7pm Sydney time
- * contactus@cfs.com.au
- + Colonial First State, Reply Paid 27,
SYDNEY NSW 2001

Colonial First State Investments Limited ABN 98 002 348 352, AFS Licence 232468 (CFSIL) is the issuer of interests in FirstChoice Personal Super, FirstChoice Wholesale Personal Super, FirstChoice Pension, FirstChoice Wholesale Pension and FirstChoice Employer Super from the Colonial First State FirstChoice Superannuation Trust ABN 26 458 298 557 and interests in the Rollover & Superannuation Fund and the Personal Pension Plan from the Colonial First State Rollover & Superannuation Fund ABN 88 854 638 840 and interests in the Colonial First State Pooled Superannuation Trust ABN 51 982 884 624.

Investor information continued...

WHAT TO DO IF YOU HAVE A COMPLAINT

We recognise that even in the best run organisations things can go wrong. If you have a complaint, please tell us so we can fix it. Most complaints can be resolved promptly. If your complaint cannot be resolved quickly, we will investigate the complaint, answer your questions and do all we can to resolve the situation to your satisfaction as quickly as possible. There are maximum timeframes in which a final response must be provided to you, depending upon the type of complaint. For superannuation/pension complaints, we must provide a final response within 45 days, and for general investment product related complaints within 30 days. We aim to resolve your complaint much faster though, than these maximum timeframes.

To lodge a complaint, you can contact us by:

Phone: 13 13 36
Email: contactus@cfs.com.au
Website: Submit a feedback form (www.cfs.com.au/feedback)
Mail: CFS Complaints Resolution
Reply Paid 27
SYDNEY NSW 2000

External dispute resolution

If at any time you are not satisfied with the handling of your complaint or the resolution we have provided, you can lodge a complaint with the Australian Financial Complaints Authority (AFCA). AFCA provides fair and independent financial services complaint resolution that is free to consumers. You can contact AFCA by:

Website: www.afca.org.au
Email: info@afca.org.au
Phone: 1800 931 678 (free call)
Mail: Australian Financial Complaints Authority
GPO Box 3
Melbourne VIC 3001

Time limits may apply to lodge a complaint with AFCA so you should act promptly or otherwise consult the AFCA website to find out if or when the time limit relevant to your circumstances expires.

Annual financial reports now available online

The annual financial report for FirstChoice Wholesale Investments will be available at www.cfs.com.au/annualreports by 30 September each year. If you would prefer to receive a paper copy free of charge in the mail, call us on **13 13 36** or write to us at Colonial First State, Reply Paid 27, Sydney NSW 2001. You can elect to receive it by email, just go to www.cfs.com.au/paperfree and follow the instructions.

Receive your communications via email

Nominate to receive your communications from us by email and not only are you helping the environment, you'll also receive your statements and market updates sooner.

Become a paper-free investor today at www.cfs.com.au/paperfree. Alternatively phone us on 13 13 36.

Colonial First State Investments Limited ABN 98 002 348 352, AFS Licence 232468 (CFSIL) is the issuer of interests in FirstChoice Personal Super, FirstChoice Wholesale Personal Super, FirstChoice Pension, FirstChoice Wholesale Pension and FirstChoice Employer Super from the Colonial First State FirstChoice Superannuation Trust ABN 26 458 298 557 and interests in the Rollover & Superannuation Fund and the Personal Pension Plan from the Colonial First State Rollover & Superannuation Fund ABN 88 854 638 840 and interests in the Colonial First State Pooled Superannuation Trust ABN 51 982 884 624.

(Investor Services 13 13 36
: www.cfs.com.au

85000 - Income Tax Payable/Refundable

2021 Financial Year

Preparer Queen Galvez

Reviewer Steven Lee

Status Completed

| Account Code | Description | CY Balance | LY Balance | Change |
|--------------|-------------------------------|-------------------|-------------------|--------|
| 85000 | Income Tax Payable/Refundable | | (\$6,449.85) | 100% |
| TOTAL | | CY Balance | LY Balance | |
| | | | (\$6,449.85) | |

Supporting Documents

- Statement of Taxable Income [Report](#)
- Exempt Pension Reconciliation [Report](#)
- Non Deductible Expense Reconciliation [Report](#)
- Tax Reconciliation Report [Report](#)
- ATO Integrated.pdf
- ATO Income Tax.pdf
- ATO PAYG.pdf

Standard Checklist

- Attach Actuarial Certificate (if applicable)
- Attach any other Tax reconciliations
- Attach copy of Exempt Pension Reconciliation (if applicable)
- Attach copy of Non Deductible Expense Reconciliation (if applicable)
- Attach copy of Statement of Taxable Income
- Attach copy of Tax Reconciliation Report
- Confirm Transactions in ATO Portal

MauriceToal Superfund

Exempt Current Pension Income Reconciliation

For The Period 01 July 2020 - 30 June 2021

| | Date | Account Code | Account Description | Taxable Amount | Actuary/Pool % | Exempt Amount |
|-----------------------------------------------|------------|-------------------|----------------------------------------|----------------|----------------|---------------|
| Segment - 02 July 2020 to 30 June 2021 | | | | | | |
| Label C | | | | | | |
| | 01/09/2020 | 25000/CBA10464634 | CBA Direct Investment Account 10464634 | 3.69 | | |
| | 01/10/2020 | 25000/CBA10464634 | CBA Direct Investment Account 10464634 | 27.70 | | |
| | 01/11/2020 | 25000/CBA10464634 | CBA Direct Investment Account 10464634 | 18.47 | | |
| | 01/01/2021 | 25000/CBA10464634 | CBA Direct Investment Account 10464634 | 8.80 | | |
| | 01/04/2021 | 25000/CBA10464634 | CBA Direct Investment Account 10464634 | 1.30 | | |
| | 01/05/2021 | 25000/CBA10464634 | CBA Direct Investment Account 10464634 | 5.20 | | |
| | | | Total | 65.16 | 100.000 % | 65.16 |
| Label D1 | | | | | | |
| | 30/06/2021 | 23800/PER1547AU | Perpetual Gbl Innvtn Shr Fd A Cls | 281.24 | | |
| | | | Total | 281.24 | 100.000 % | 281.24 |
| Label M | | | | | | |
| | 30/06/2021 | 23800/PER1547AU | Perpetual Gbl Innvtn Shr Fd A Cls | 431.09 | | |
| | | | Total | 431.09 | 100.000 % | 431.09 |
| Label S | | | | | | |
| | 31/07/2020 | 26500/BTA0127AU | BT Invest Funds Technology Fund | 181.96 | | |
| | 31/08/2020 | 26500/BTA0127AU | BT Invest Funds Technology Fund | 192.26 | | |
| | 08/09/2020 | 26500/FSF1198AU | CFS FC WS Magellan WS Global Sh | 23.65 | | |
| | 31/10/2020 | 26500/BTA0127AU | BT Invest Funds Technology Fund | 75.23 | | |
| | 30/11/2020 | 26500/BTA0127AU | BT Invest Funds Technology Fund | 79.12 | | |
| | 04/03/2021 | 26500/979447687 | Other Income | 253.00 | | |
| | 08/03/2021 | 26500/FSF5774AU | Baillie Gif Lng Trm Glb Grth Cls A | 53.08 | | |

MauriceToal Superfund

Exempt Current Pension Income Reconciliation

For The Period 01 July 2020 - 30 June 2021

| | Date | Account Code | Account Description | Taxable Amount | Actuary/Pool % | Exempt Amount |
|----------------|------------|-----------------|---------------------------------|----------------|------------------------------------|-----------------|
| Label S | | | | | | |
| | 17/05/2021 | 26500/979447687 | Other Income | 20.00 | | |
| | 30/06/2021 | 26500/BTA0127AU | BT Invest Funds Technology Fund | 9.48 | | |
| | | | Total | 887.78 | 100.000 % | 887.78 |
| | | | | | Total Segment ECPI * | 1,665.27 |
| | | | | | SMSF Annual Return Rounding | 1.27 |
| | | | | | Total ECPI | 1,664.00 |

* Total Segment ECPI does not include ECPI amounts from Label A. The total ECPI from Label A is shown separately at the start of the report.

MauriceToal Superfund

Pension Non Deductible Expense Report

For The Period 01 July 2020 - 30 June 2021

| | Date | Account Code | Account Description | Amount | Expense % | Deductible | Non Deductible |
|-----------------------------------------------|------------|--------------|-------------------------------|----------|-----------|-------------------------------|-----------------|
| Segment - 02 July 2020 to 30 June 2021 | | | | | | | |
| Label H | | | | | | | |
| Deemed Segregated | | | | | | | |
| | 19/01/2021 | 30700 | Auditor's Remuneration | 450.00 | | | |
| | | | Total | 450.00 | 100.000 % | 0.00 | 450.00 |
| Label J | | | | | | | |
| Deemed Segregated | | | | | | | |
| | 04/03/2021 | 30100 | Accountancy Fees | 463.00 | | | |
| | 19/01/2021 | 30100 | Accountancy Fees | 75.00 | | | |
| | | | Total | 538.00 | 100.000 % | 0.00 | 538.00 |
| Deemed Segregated | | | | | | | |
| | 14/05/2021 | 30400 | ATO Supervisory Levy | 259.00 | | | |
| | | | Total | 259.00 | 0.000 % | 0.00 | 259.00 |
| | | | | | | Label Total | 797.00 |
| Label L | | | | | | | |
| Deemed Segregated | | | | | | | |
| | 14/05/2021 | 85000 | Income Tax Payable/Refundable | 6,449.85 | | | |
| | | | Total | 6,449.85 | 0.000 % | 0.00 | 6,449.85 |
| | | | | | | Total Segment Expenses | 7,696.85 |

MauriceToal Superfund

Pension Non Deductible Expense Report

For The Period 01 July 2020 - 30 June 2021

| Date | Account Code | Account Description | Amount | Expense % | Deductible | Non Deductible |
|------|--------------|---------------------|--------|-------------------------|-------------|-----------------|
| | | | | Total Expenses * | 0.00 | 7,696.85 |

* General expense percentage - 100.000 %

* Investment expense percentage - 100.000 %

Statement of Taxable Income

For the year ended 30 June 2021

| | 2021 |
|--------------------------------------------|-------------|
| | \$ |
| Benefits accrued as a result of operations | 0.00 |
| Taxable Income or Loss | <hr/> |
| Income Tax on Taxable Income or Loss | 0.00 |
| CURRENT TAX OR REFUND | <hr/> |
| Supervisory Levy | 259.00 |
| AMOUNT DUE OR REFUNDABLE | <hr/> <hr/> |

** Distribution tax components review process has not been completed for the financial year.*

MauriceToal Superfund Tax Reconciliation Report

For the year ended 30 June 2021

| Tax Return Label | Date | Account Code | Account Name | Amount \$ |
|------------------------------------------------------------------------------|------------|-----------------|--------------------------------------------------|--------------------|
| H2 - Expenses - SMSF auditor fee non deductible | | | | |
| | 19/01/2021 | 30700 | Auditor's Remuneration | 450.00 |
| Sub-Total | | | | 450.00 |
| Ignore Cents | | | | 0.00 |
| Total | | | | 450.00 |
| J2 - Expenses - Management and administration expenses non deductible | | | | |
| | 14/05/2021 | 30400 | ATO Supervisory Levy | 259.00 |
| | 19/01/2021 | 30100 | Accountancy Fees | 75.00 |
| | 04/03/2021 | 30100 | Accountancy Fees | 463.00 |
| Sub-Total | | | | 797.00 |
| Ignore Cents | | | | 0.00 |
| Total | | | | 797.00 |
| L2 - Expenses - Other amounts (Non-deductible) | | | | |
| | 14/05/2021 | 85000 | Income Tax Payable/Refundable | 6,449.85 |
| Sub-Total | | | | 6,449.85 |
| Ignore Cents | | | | 0.85 |
| Total | | | | 6,449.00 |
| Y - TOTAL NON DEDUCTIBLE EXPENSES | | | | |
| | | | | 7,696.00 |
| Sub-Total | | | | 7,696.00 |
| Ignore Cents | | | | 0.00 |
| Total | | | | 7,696.00 |
| Z - TOTAL SMSF EXPENSES | | | | |
| | | | | 7,696.00 |
| Sub-Total | | | | 7,696.00 |
| Ignore Cents | | | | 0.00 |
| Total | | | | 7,696.00 |
| C1 - Foreign income tax offset | | | | |
| | 30/06/2021 | 23800/PER1547AU | Perpetual Glbl Innvtn Shr Fd A Cls Adjustment | 246.18 (246.18) |
| Sub-Total | | | | 0.00 |
| Ignore Cents | | | | 0.00 |
| Total | | | | 0.00 |
| L - Supervisory levy | | | | |
| | | | | 259.00 |
| Sub-Total | | | | 259.00 |
| Ignore Cents | | | | 0.00 |
| Total | | | | 259.00 |
| S - AMOUNT DUE OR REFUNDABLE | | | | |
| | | | | 259.00 |

MauriceToal Superfund

Tax Reconciliation Report

For the year ended 30 June 2021

| Tax Return Label | Date | Account Code | Account Name | Amount \$ |
|-------------------------------------|------|--------------|--------------|--------------|
| S - AMOUNT DUE OR REFUNDABLE | | | | |
| Sub-Total | | | | 259.00 |
| Ignore Cents | | | | 0.00 |
| Total | | | | 259.00 |



Income tax 002

| | |
|-----------------------|------------|
| Date generated | 11/03/2022 |
| Overdue | \$0.00 |
| Not yet due | \$0.00 |
| Balance | \$0.00 |

Transactions

9 results found - from **11 March 2020** to **11 March 2022** sorted by **processed date** ordered **newest to oldest**

| Processed date | Effective date | Description | Debit (DR) | Credit (CR) | Balance |
|----------------|----------------|-------------------------------------------------------------------------------------------------------------------|------------|-------------|---------------|
| 18 May 2021 | 18 May 2021 | General interest charge | | | \$0.00 |
| 18 May 2021 | 17 May 2021 | Payment received | | \$6,708.85 | \$0.00 |
| 13 May 2021 | 30 Mar 2021 | Tax return Self Man Superfund - Income Tax for the period from 01 Jul 19 to 30 Jun 20 | \$6,708.85 | | \$6,708.85 DR |
| 25 May 2020 | 22 May 2020 | General interest charge | | | \$0.00 |
| 25 May 2020 | 13 May 2020 | Tax return Self Man Superfund - Income Tax for the period from 01 Jul 18 to 30 Jun 19 | | \$1,686.66 | \$0.00 |
| 25 May 2020 | 11 May 2020 | Cancellation of Tax return Self Man Superfund - Income Tax for the period from 01 Jul 18 to 30 Jun 19 | \$1,686.66 | | \$1,686.66 DR |
| 22 May 2020 | 27 May 2020 | EFT refund for Income Tax for the period from 01 Jul 18 to 30 Jun 19 | \$1,350.06 | | \$0.00 |
| 22 May 2020 | 11 May 2020 | Credit transferred to Superannuation | \$336.60 | | \$1,350.06 CR |
| 22 May 2020 | 11 May 2020 | Tax return Self Man Superfund - Income Tax for the period from 01 Jul 18 to 30 Jun 19 | | \$1,686.66 | \$1,686.66 CR |



Australian Government
Australian Taxation Office

Agent SUPERHELP AUSTRALIA PTY LTD
Client THE TRUSTEE FOR
MAURICETOAL SUPERFUND
ABN 29 287 716 600
TFN 457 927 959

Activity statement 004

| | |
|-----------------------|---------------|
| Date generated | 11/03/2022 |
| Overdue | \$3,224.00 DR |
| Not yet due | \$0.00 |
| Balance | \$3,224.00 DR |

Transactions

6 results found - from **11 March 2020** to **11 March 2022** sorted by **processed date** ordered **newest to oldest**

| Processed date | Effective date | Description | Debit (DR) | Credit (CR) | Balance |
|----------------|----------------|-----------------------------------------------------------------------------------------|------------|-------------|---------------|
| 7 Mar 2022 | 28 Feb 2022 | Original Activity Statement for the period ending 31 Dec 21 - PAYG Instalments | \$1,612.00 | | \$3,224.00 DR |
| 1 Dec 2021 | 1 Dec 2021 | General interest charge | | | \$1,612.00 DR |
| 28 Nov 2021 | 25 Nov 2021 | Original Activity Statement for the period ending 30 Sep 21 - PAYG Instalments | \$1,612.00 | | \$1,612.00 DR |
| 28 Jun 2021 | 25 Aug 2021 | Original Activity Statement for the period ending 30 Jun 21 | | \$0.00 | \$0.00 |
| 28 Jun 2021 | 30 Jun 2020 | Original Activity Statement for the period ending 30 Jun 19 | | \$0.00 | \$0.00 |
| 25 Jun 2021 | 17 May 2021 | Original Activity Statement for the period ending 30 Jun 20 | | \$0.00 | \$0.00 |



Australian Government
Australian Taxation Office

PAYG Instalments report 2021

Tax Agent 72357001
Last Updated 05/03/2022

| TFN | Client Name | Quarter 1 (\$) | Quarter 2 (\$) | Quarter 3 (\$) | Quarter 4 (\$) | Total Instalment (\$) |
|------------|---------------------------------------------|---------------------------|---------------------------|---------------------------|---------------------------|--------------------------------------|
| 457927959 | THE TRUSTEE FOR MAURICETOAL SUPERFUND | Not Applicable | Not Applicable | Not Applicable | 0.00 | 0.00 |

Total No of Clients: 1

88000 - Sundry Creditors

2021 Financial Year

Preparer Queen Galvez

Reviewer Steven Lee

Status Completed

| Account Code | Description | CY Balance | LY Balance | Change |
|--------------|------------------|-------------------|-------------------|--------|
| 88000 | Sundry Creditors | | | 0% |
| TOTAL | | CY Balance | LY Balance | |

Supporting Documents

- General Ledger [Report](#)

Standard Checklist

- Attach all source documentation and confirmations of Liability

MauriceToal Superfund General Ledger

As at 30 June 2021

| Transaction Date | Description | Units | Debit | Credit | Balance \$ |
|---------------------------------|-------------------------------------------------|-------|-------------------|-------------------|----------------|
| Sundry Creditors (88000) | | | | | |
| Sundry Creditors (88000) | | | | | |
| 04/09/2020 | Investment switch to BT Cash Management Trust | | 576,860.31 | | 576,860.31 DR |
| 15/10/2020 | Investment switch from BT Cash Management Trust | | | 247,000.00 | 329,860.31 DR |
| 30/10/2020 | BT FMD Ref 202013000031199 | | | 22,600.00 | 307,260.31 DR |
| 17/11/2020 | BT WRAP REF 2020111 1700020527 C13851488 | | | 300.00 | 306,960.31 DR |
| 02/12/2020 | BT FMD Teake. REF 2020120200025309 C13851488 | | | 307,467.27 | 506.96 CR |
| 30/06/2021 | BT Cash Investment Trust income | | 9.48 | | 497.48 CR |
| 30/06/2021 | write off the balance | | 497.48 | | 0.00 DR |
| | | | 577,367.27 | 577,367.27 | 0.00 DR |

Total Debits: 577,367.27

Total Credits: 577,367.27

89000 - Deferred Tax Liability/Asset

2021 Financial Year

Preparer Queen Galvez

Reviewer Steven Lee

Status Completed

| Account Code | Description | CY Balance | LY Balance | Change |
|--------------|------------------------------|-------------------|-------------------|--------|
| 89000 | Deferred Tax Liability/Asset | | (\$14,973.36) | 100% |
| TOTAL | | CY Balance | LY Balance | |
| | | | (\$14,973.36) | |

Supporting Documents

- Deferred Tax Reconciliation Report [Report](#)

Standard Checklist

- Attach all source documentation and confirmations of Liability
- Attach copy of Deferred Tax Reconciliation Report

MauriceToal Superfund

Deferred Tax Reconciliation

For The Period 01 July 2020 - 30 June 2021

| Investment Code | Investment Name | Revaluation/Tax Deferred | Permanent Difference (Non-Assessable) | Temporary Difference (Assessable) | Temporary Difference (Accumulation Portion) |
|-----------------------------------------------|------------------------------------|--------------------------|---------------------------------------|-----------------------------------|---------------------------------------------|
| Revaluations | | | | | |
| FSF5774AU | Baillie Gif Lng Trm Glb Grth Cls A | (0.01) | 0.00 | (0.01) | 0.00 |
| BTA0127AU | BT Invest Funds Technology Fund | (173,254.13) | (57,751.37) | (115,502.76) | 0.00 |
| FSF1198AU | CFS FC WS Magellan WS Global Sh | 27,045.91 | 9,015.31 | 18,030.60 | 0.00 |
| PER1547AU | Perpetual Glbl Innvtn Shr Fd A Cls | 1,736.38 | 578.79 | 1,157.59 | 0.00 |
| FHT0032AU2 | Forager International Shares Fund | (27,175.28) | (9,058.43) | (18,116.85) | 0.00 |
| Less Deemed Segregated Revaluations | | | | | 0.00 |
| | | (171,647.13) | (57,215.70) | (114,431.43) | 0.00 |
| Tax Deferred Distributions | | | | | |
| FSF1198AU | CFS FC WS Magellan WS Global Sh | (29.37) | 0.00 | (29.37) | 0.00 |
| FSF1198AU | CFS FC WS Magellan WS Global Sh | (0.41) | 0.00 | (0.41) | 0.00 |
| FSF1198AU | CFS FC WS Magellan WS Global Sh | (1,983.54) | 0.00 | (1,983.54) | 0.00 |
| | | (2,013.32) | 0.00 | (2,013.32) | 0.00 |
| Total | | (173,660.45) | (57,215.70) | (116,444.75) | 0.00 |
| Deferred Tax Liability (Asset) Summary | | | | | |
| Opening Balance | | 14,973.36 | | | |
| Current Year Transactions | | 0.00 | | | |
| Total Capital Losses | | 0.00 | | | |
| Total Tax Losses | | 0.00 | | | |
| Deferred Tax WriteBacks/Adjustment | | (14,973.36) | | | |
| Capital Loss carried forward recouped | | 0.00 | | | |

Tax Loss carried forward recouped

0.00

Closing Balance

0.00

A - Financial Statements

2021 Financial Year

Preparer Queen Galvez

Reviewer Steven Lee

Status Completed

Supporting Documents

No supporting documents

Standard Checklist

- Attach copy of Financial Statements
- Attach copy of SMSF Annual Return

B - Permanent Documents

2021 Financial Year

Preparer Queen Galvez

Reviewer Steven Lee

Status Completed

Supporting Documents

- Fund Summary Report Report
- SF Lookup - MauriceToal Superfund.pdf
- ABN Lookup - MauriceToal Superfund.pdf

Standard Checklist

- Attach latest copy of ASIC annual company statement (if corporate trustee)
- Ensure latest copies of ATO Trustee Declarations and ATO confirmation that the fund is a regulated fund is attached
- Ensure latest copies of trustee consents, member consents and registers are attached
- Ensure latest copy of trust deed (including amendments) are attached
- Use [Australian Business Register](#) to ensure details are correct
- Use [Super Fund Lookup](#) to check the eligibility to receive rollovers and contributions

MauriceToal Superfund

Fund Summary Report

As at 30/06/2021



Current details for ABN 29 287 716 600

ABN details

| | |
|-----------------------------|---------------------------------------|
| Entity name: | The Trustee for MauriceToal Superfund |
| ABN status: | Active from 09 May 2017 |
| Entity type: | Superannuation Fund |
| Goods & Services Tax (GST): | Registered from 09 May 2017 |
| Main business location: | NSW 2213 |

Super Fund Lookup

[Use Super Fund Lookup](#) to check the eligibility of **The Trustee for MauriceToal Superfund** to receive rollovers and contributions

Deductible gift recipient status

Not entitled to receive tax deductible gifts

Disclaimer

The Registrar makes every reasonable effort to maintain current and accurate information on this site. The Commissioner of Taxation advises that if you use ABN Lookup for information about another entity for taxation purposes and that information turns out to be incorrect, in certain circumstances you will be protected from liability. For more information see [disclaimer](#)



The Trustee for MauriceToal Superfund

ABN details

| | |
|------------------|----------------------------------------------------------|
| ABN: | 29 287 716 600 View record on ABN Lookup |
| ABN Status: | Active from 09 May 2017 |
| Fund type: | ATO Regulated Self-Managed Superannuation Fund |
| Contact details: | Unit 15 121 TOMPSON RD PANANIA NSW 2213 AUSTRALIA |
| Status: | Complying |

What does 'Complying' mean?

A 'Complying' SMSF:

- is a regulated fund
- is a resident of Australia, and
- has been issued with a [Notice of compliance](#)

APRA Funds

See the [guidance](#) issued by APRA for further assistance in managing transfers and rollovers to SMSFs. Use the [ATO Business Portal](#) to verify a person is a member of the SMSF before completing a transfer or rollover.

Superannuation guarantee payments

Contributions made to complying funds can qualify as Superannuation Guarantee (SG) payments. This record extract can be used to confirm this fund has been issued with a Notice of Compliance and is currently entitled to receive employer SG payments.

Tax rates

Complying funds that meet [Superannuation Industry \(Supervision\) Act 1993](#) (SISA) standards qualify for [concessional tax rates](#).

Also refer to [frequently asked questions](#)

Disclaimer

This extract is based on information supplied by superannuation entities to the Commissioner of Taxation.

Important Neither the Australian Government nor the ATO endorse or guarantee the performance of super funds.

C - Other Documents

2021 Financial Year

Preparer Queen Galvez

Reviewer Steven Lee

Status Completed

Supporting Documents

- Signed Superhelp Engagement Letter 24Jan2021 for Jun 2021 SMSF Tax Return.pdf

Standard Checklist

- Attach copy of any SOAs issued during the Financial Year
- Attach copy of Investment Strategy
- Attach signed Engagement Letter
- Attach signed Trustee Representation Letter
- Attach Trustee Minutes prepared during the year



SuperHelp Australia Pty Ltd

SMSF Annual Admin Order Form

Address: PO Box 1906
Macquarie Centre NSW 2113
Email: info@superhelp.com.au
Phone: 1 300 736 453

| | |
|----------------------------------------------------------------------------------------|---------------------------------------------------------------------------------------|
| 1 SMSF Name: | NAURICE TOAL SUPERFUND |
| 2 Current Postal Address: | 15/121 Thompson Road PARRAMATTA NSW 2213 |
| 3 Current Street Address (If same as Postal Address, write 'As Above'): | |
| 4 Please tick yes if you would like us to update your new address with the tax office. | <input type="checkbox"/> Yes <input type="checkbox"/> No <input type="checkbox"/> N/A |
| 5 Contact Name: | NAURICE TOAL |
| 6 Contact Phone: | (Work) — (Home) — (Mobile) 0438-729629 |
| 7 Contact Email Address: | NTOAL@BIGFUND.NET.AU |



SuperHelp Australia Pty Ltd

Accounting and Reporting Engagement Letter

| | |
|----------|----------------------------------------------|
| Address: | PO Box 1906 MACQUARIE CENTRE, NSW 2113 |
| Email: | info@superhelp.com.au |
| Phone: | 1300 736 453 |

Following our discussions, we are pleased to undertake the engagement as set out below (any changes shall be by agreement of both parties and evidenced in writing):

- Prepare financial and other statements for the SMSF as requested, and
- Prepare and lodge SMSF Income Tax Return *for which an audit is prepared and included in the \$1,100 fee - similar to last year, and as per schedule of fees on Superhelp's website where audit is included in the fee*

Terms of Engagement

This letter is to confirm our understanding of the terms of our engagement and the nature and limitation of the services that we provide.

Purpose, Scope and Output of the Engagement

The firm will provide taxation and accounting services listed above to the trustees. Such services will be conducted in accordance with the relevant professional and ethical standards issued by the Accounting Professional & Ethical Standards Board Limited (APESB).

These services will be provided to assist trustees and members to meet their reporting obligations to the Australian Taxation Office (ATO) and your other service needs.

The extent of our procedures and services will be limited exclusively for this purpose only unless otherwise agreed to. As a result:

- *see clarification above* no audit or review will be performed and accordingly, no assurance will be expressed;
- our engagement cannot be relied upon to disclose irregularities including fraud, other illegal acts and errors that may exist. However, we will inform you of any such matters they may come to our attention; and
- the financial statements and income tax return for your entities will be prepared or distribution to the trustees and members for the purpose noted above. We disclaim any assumption of responsibility for any reliance on our report to any person or entity other than those parties indicated, and for any purpose other than for which it was prepared. Our report will contain a disclaimer to this effect.

Responsibilities

In conducting this engagement, information acquired by us in the course of the engagement is subject to strict confidentiality requirements. That information will not be disclosed by us to other parties except as required or allowed for by law or professional standards, or with your express consent.

We wish to draw your attention to our firm's system of quality control which has been established and maintained in accordance with the relevant APESB standard. As a result, our files may be subject to review as part of the quality control review program of ICAA, CPA or NPA which monitors compliance with professional standards by its members. We advised you that by accepting our engagement you acknowledge that, if requested, our files relating to this engagement will be made available under this program.

We may collect Personal Information about you when we provide services to you. If we do, you agree to work with us to ensure that we both meet the obligations that we may have under the Privacy Act 1988(Cth) (as amended)(Privacy Act). The obligations may include notifying the relevant person to whom the personal information relates who we are and how we propose to use their personal information. Where you have collected personal information, you confirm that you have collected the personal information in accordance with the Privacy Act, that you are entitled to provide this personal information to us and that we may use and disclose the personal information for the purpose/s we provide our services to you. We will handle personal information in accordance with the Privacy Act.

You are responsible for the reliability, accuracy and completeness of the accounting records, particulars and information provided and disclosure of all material and relevant information. You are required to arrange for reasonable access by us to relevant individuals and documents, and shall be responsible for both the completeness and accuracy of the information supplied to us. Any advice given to you is only an opinion based on our knowledge of your particular circumstances. You or your staff are responsible for maintaining and regularly balancing all books of

accounts, and the maintenance of an adequate accounting and internal control system. You have obligations under self assessment to keep full and proper records in order to facilitate the preparation of accurate returns.

A taxpayer is responsible under self assessment to keep full and proper records in order to facilitate the preparation of a correct return. Whilst the Commissioner of Taxation will accept claims made by a taxpayer in an income tax return and issue a notice of assessment, usually without adjustment, the return may be subject to later review. Under the taxation law such a review may take place within a period of up to four (4) years after tax becomes due and payable

Professional fees and payments

Fees for our services are as per the attached quotation / as per our schedule of fees published on our website / as agreed. All our fees must be paid prior to lodgement of tax return or other such documents.

Information relating to your affairs

Our firm may from time to time use the services of third party contractors to perform some of the services we are engage to perform for you. You hereby authorises us to disclose information relating to that client's affairs to all such third party contractors as we may choose to engage to perform such work.

From time to time our firm and our third party contractors may engage external IT service providers (including in relation to 'cloud computing' services) in the performance of services under this engagement. You hereby authorise us and our third party contractors to disclose information relating to those client's affairs to all such external IT service providers as we or our third party contractors may choose to engage.

Documents

Before we lodge any documentation on your behalf, we will contact or forward draft documentation for your approval. We shall endeavour to ensure that documentation is lodged with the relevant departments by the due dates, provided all information and documentation is received in our office at least 20 (twenty) working days earlier to allow us adequate time for preparation and lodgement of the documentation.

Responsibility for Accounting and internal control systems

We advise that the responsibility for the maintenance of an accounting and internal control systems rests with you (the client), including the protection of and prevention against fraud. You will be responsible for the maintenance and keeping of books of account.

X No. I expect similar to last year: I provide the annual tax statements + bank statements

You are responsible for the information contained in any statutory return and you must retain all necessary supporting documentation to substantiate your transaction. We shall not take responsibility for any failure on your behalf to maintain adequate records.

Ownership of documents

All original documents obtained from you arising from the engagement shall remain your property. However, we reserve the right to make a reasonable number of copies of the original documents for our records.

Final financial statements, tax returns and any other documents which we are engaged to prepare, together with any other original documents given to us, shall remain your property. Any other document prepared by us or on our behalf including general journals, working papers, the general ledger, draft financial statements and/or tax returns, will remain our property subject to any statutory obligations.

The firm has a policy of exploring a legal right of lien over any client documents in our possession in the event of a dispute. The firm has also established dispute resolution processes.

Limitation of Liability

Our liability is limited by a scheme approved under Professional Standards Legislation.

You (the client) agree that our liability will be limited to the fee rendered for the professional services we have provided to you which has given rise to the event in respect of which you have made a claim.

Privacy

We undertake to take every reasonable precaution to keep your records confidential and safe. We may disclose information provided by you to other accounting and audit professionals to complete your work, in which case we will endeavour to ensure that we obtain similar undertakings from them.

Yours faithfully

For and on behalf of SuperHelp Australia Pty Ltd

Confirmed and accepted by

SMSF Fund name : _____

Trustee 1 Name .. : MAURICE TOAL (sole owner)

Trustee 1 signature : Maurice Toal Date : 24/1/22

Trustee 2 Name .. : _____

Trustee 2 signature : _____ Date : _____

Not required

D - Pension Documentation

2021 Financial Year

Preparer Queen Galvez

Reviewer Steven Lee

Status Completed

Supporting Documents

- Pension Summary Report Report
- Transfer Balance Account Summary Report
- Pension_setup_Maurice.pdf

Standard Checklist

- Attach Actuarial Certificate
- Attach documentation supporting any pensions commenced during the financial year
- Attach documentation supporting any pensions commuted during the financial year
- Ensure correct Transfer Balance Account Reports have been lodged with the ATO

MauriceToal Superfund

Pension Summary

As at 30 June 2021

Member Name : Toal, Maurice

Member Age : 65* (Date of Birth : Provided)

| Member Code | Pension Type | Pension Start Date | Tax Free | Min / PF | Minimum | Maximum | Gross Pension Payments | PAYG | Net Pension Payment | Amount to reach Minimum |
|------------------|-----------------------|--------------------|----------|----------|--------------|---------|------------------------|--------|---------------------|-------------------------|
| TOAMAU 00004P | Account Based Pension | 01/07/2020 | 16.57% | 2.50% | \$18,340.00* | N/A | \$137,797.24 | \$0.00 | \$137,797.24 | NIL |

*COVID-19 50% reduction has been applied to the minimum pension amount.

| | | | | | | | | | | |
|--|--|--|--|--|--------------------|---------------|---------------------|---------------|---------------------|---------------|
| | | | | | \$18,340.00 | \$0.00 | \$137,797.24 | \$0.00 | \$137,797.24 | \$0.00 |
|--|--|--|--|--|--------------------|---------------|---------------------|---------------|---------------------|---------------|

Total :

| | | | | | | | | | | |
|--|--|--|--|--|--------------------|---------------|---------------------|---------------|---------------------|---------------|
| | | | | | \$18,340.00 | \$0.00 | \$137,797.24 | \$0.00 | \$137,797.24 | \$0.00 |
|--|--|--|--|--|--------------------|---------------|---------------------|---------------|---------------------|---------------|

*Age as at 01/07/2020 or pension start date for new pensions.

MauriceToal Superfund

Transfer Balance Account Summary

For The Period 01 July 2020 - 30 June 2021

| Member | Pension Type | Date | Lodgment Date | Transaction Type | Event Type | Debit | Credit | Balance | Cap Limit | Remaining Cap |
|--------|--------------|------|---------------|------------------|------------|-------|--------|---------|-----------|---------------|
|--------|--------------|------|---------------|------------------|------------|-------|--------|---------|-----------|---------------|

Fiona Emilou
Haywood

Maurice Toal

Maurice Toal
MauriceToal Superfund
15/121 Tompson Road, Panania, New South Wales 2213

Dear Sir/Madam

**MauriceToal Superfund
Commencement of Account Based Pension**

I hereby request the trustee to commence a Account Based Pension with a commencement date of 01/07/2020 with \$733,685.16 of the superannuation benefits standing to my member's account in the fund. The pension does not have a reversionary beneficiary.

This balance contains:

a Taxable Balance of: \$612,090.75; and

a Tax Free Balance of: \$121,594.41.

Tax Free proportion: 16.57%.

I have reached my preservation age and have currently satisfied a condition of release under the SIS Act.

I agree to withdraw at least my minimum pension of at least \$18,340.00 and will not exceed my maximum allowable threshold for the current period.

If you have any queries with regard to the above, please do not hesitate to contact me.

Yours sincerely

.....
Maurice Toal
15/121 Tompson Road, Panania, New South Wales 2213

Minutes of a Meeting of the Trustee(s)

held on _____ at 15/121 Tompson Road, Panania, New South Wales 2213

PRESENT: Maurice Toal and Fiona Emilou Haywood

PENSION COMMENCEMENT: Maurice Toal wishes to commence a new Account Based Pension with a commencement date of 01/07/2020.

The Pension Account Balance used to support this pension will be \$733,685.16, consisting of:

- Taxable amount of \$612,090.75; and
- Tax Free amount of \$121,594.41
- Tax Free proportion: 16.57%.

CONDITION OF RELEASE: It was resolved that the member has satisfied a Condition of Release and was entitled to access their benefits on their Account Based Pension.

TRUSTEE ACKNOWLEDGEMENT: It was resolved that Trustee(s) have agreed to this and has taken action to ensure the following:

- The member's minimum pension payments are to be made at least annually
- An amount or percentage of the pension will not be prescribed as being left-over when the pension ceases
- The pension can be transferred only on the death of the pensioner to one of their dependants or cashed as a lump sum to the pensioner's estate
- The Trustee(s) will comply with ATO obligations such as PAYG withholding and payment summary obligations
- The fund's trust deed provides for payment of this pension to the member
- The Trustee(s) will notify the member, in writing, of their pension amount and assessable amount each year

REVERSIONARY: The pension does not have a reversionary beneficiary.

PAYMENT: It was resolved that the trustees have agreed to pay the pension payment for the current year of at least \$18,340.00 in the frequency of at least an annual payment.

CLOSURE: Signed by the trustee(s) pursuant to the Fund Deed.

.....
Maurice Toal
Chairperson

MauriceToal Superfund
Maurice Toal
15/121 Tompson Road, Panania, New South Wales 2213

Dear Sir/Madam

**MauriceToal Superfund
Commencement of Account Based Pension**

Maurice Toal and Fiona Emilou Haywood as trustee for MauriceToal Superfund acknowledges that Maurice Toal has advised their intention to commence a new Account Based Pension on 01/07/2020. The pension does not have a reversionary beneficiary.

The Trustee(s) has agreed to this and has taken action to ensure the following:

- The member's minimum pension payments are to be made at least annually
- An amount or percentage of the pension will not be prescribed as being left-over when the pension ceases
- The pension can be transferred only on the death of the pensioner to one of their dependants or cashed as a lump sum to the pensioner's estate.
- The Trustee(s) will comply with ATO obligations such as PAYG withholding and payment summary obligations
- You have reached your preservation age and satisfied a condition of release under the SIS Act.
- Establish that the fund's trust deed provides for payment of this pension to the member.

The trustee(s) have agreed to pay your pension payment for the current year of at least \$18,340.00. The frequency will be at the trustee's discretion however will be at minimum an annual payment.

If you have any queries with regard to the above, please do not hesitate to contact me.

Yours sincerely

.....
Maurice Toal

E - Estate Planning

2021 Financial Year

Preparer Queen Galvez

Reviewer Steven Lee

Status Completed

Supporting Documents

No supporting documents

Standard Checklist

- Attach Death Benefit Nominations (if applicable)
- Attach Life Insurance Policies (if applicable)
- Attach Reversionary Pension documentation (if applicable)
- Attach SMSF Will (if applicable)
- Review current Estate planning to ensure it matches wishes of members