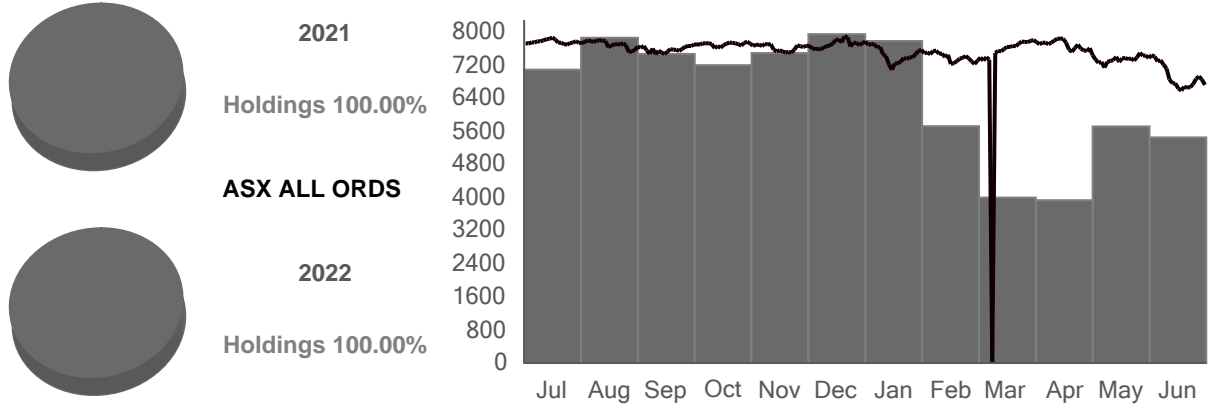


Financial Year Summary

01 Jul 2021 - 30 Jun 2022

Summary Information A/C 337686	+/-	
Holdings valuation at start of period		\$32,475.00
Holdings valuation at end of period	(\$6,163.90)	\$26,311.10
Portfolio at start of period		\$32,475.00
Portfolio at end of period	(\$6,163.90)	\$26,311.10
Total portfolio value		\$26,311.10
Total brokerage		\$119.70
Information service fees		\$0.00
Estimated dividends and distributions		\$2,550.00
Estimated franking credits		\$876.37



While every effort has been made to provide you with an accurate statement, we give no warranty of accuracy or reliability and take no responsibility for any errors or omissions including negligence by any officers, employees or agents. We encourage you to confirm the information, holdings and valuations contained herein. Information contained in the report may only relate to the period since you commenced our service.

Copyright © 2022 Third Party Platform Pty Limited. All rights reserved.

Macquarie Online Trading is a service provided by Third Party Platform Pty Ltd ("TPP") ABN 74 121 227 905 AFSL No. 314341, at the request of Macquarie Bank Limited ABN 46 008 583 542 AFSL 237502 ("MBL"). TPP is a Participant of the ASX Group. Neither TPP nor MBL are representatives of each other. Some of the fees paid to TPP for the provision of its services will be remitted to MBL. TPP and MBL do not provide personal financial advice in relation to Macquarie Online Trading. You should consider your own financial situation, particular needs and investment objectives before acting on any of the information available on this report.

Holdings valuation

01 Jul 2021 - 30 Jun 2022

Holdings valuation at 1 Jul 2021

\$32,475.00

Equities

ASX code	Description	Quantity	Cost Price	Price	Value
APA	APA GROUP STAPLED	1,050	\$9.53	\$8.900	\$9,345.00
BHP	BHP GROUP FPO	200	\$47.57	\$48.570	\$9,714.00
VHY	VHIGHYIELD ETF UNITS	200	\$66.31	\$67.080	\$13,416.00
Sub total					\$32,475.00

Holdings valuation at 30 Jun 2022

\$26,311.10

Equities

ASX code	Description	Quantity	Cost Price	Price	Value
BHP	BHP GROUP FPO	222	\$44.53	\$41.250	\$9,157.50
DSK	DUSK FPO	2,000	\$2.99	\$1.670	\$3,340.00
VHY	VHIGHYIELD ETF UNITS	200	\$66.31	\$62.700	\$12,540.00
WDS	WOODSIDE FPO	40	\$0.00	\$31.840	\$1,273.60
Sub total					\$26,311.10

While every effort has been made to provide you with an accurate statement, we give no warranty of accuracy or reliability and take no responsibility for any errors or omissions including negligence by any officers, employees or agents. We encourage you to confirm the information, holdings and valuations contained herein. Information contained in the report may only relate to the period since you commenced our service.

Copyright © 2022 Third Party Platform Pty Limited. All rights reserved.

Macquarie Online Trading is a service provided by Third Party Platform Pty Ltd ("TPP") ABN 74 121 227 905 AFSL No. 314341, at the request of Macquarie Bank Limited ABN 46 008 583 542 AFSL 237502 ("MBL"). TPP is a Participant of the ASX Group. Neither TPP nor MBL are representatives of each other. Some of the fees paid to TPP for the provision of its services will be remitted to MBL. TPP and MBL do not provide personal financial advice in relation to Macquarie Online Trading. You should consider your own financial situation, particular needs and investment objectives before acting on any of the information available on this report.

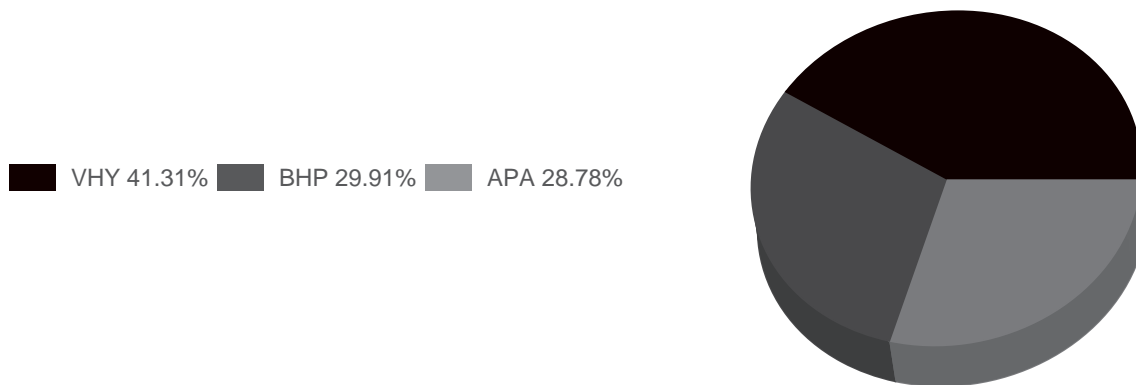
Holdings valuation (continued)

01 Jul 2021 - 30 Jun 2022

Holdings valuation at 1 Jul 2021

\$32,475.00

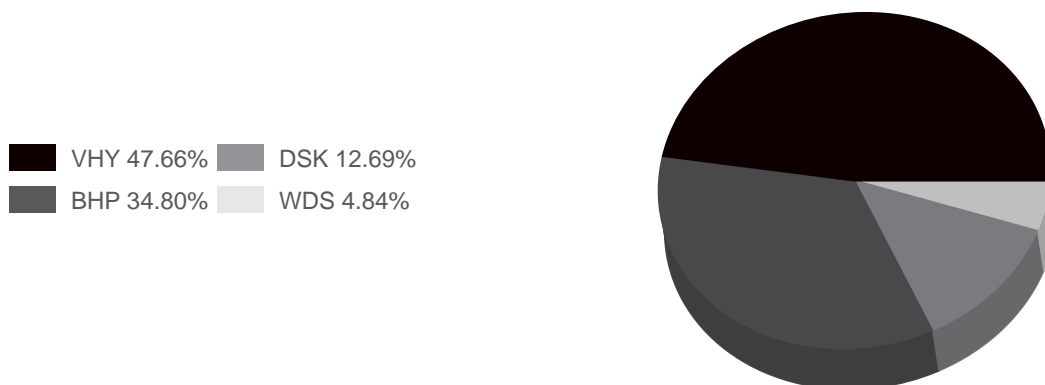
Holdings composition 1 Jul 2021



Holdings valuation at 30 Jun 2022

\$26,311.10

Holdings composition 30 Jun 2022



While every effort has been made to provide you with an accurate statement, we give no warranty of accuracy or reliability and take no responsibility for any errors or omissions including negligence by any officers, employees or agents. We encourage you to confirm the information, holdings and valuations contained herein. Information contained in the report may only relate to the period since you commenced our service.

Copyright © 2022 Third Party Platform Pty Limited. All rights reserved.

Macquarie Online Trading is a service provided by Third Party Platform Pty Ltd ("TPP") ABN 74 121 227 905 AFSL No. 314341, at the request of Macquarie Bank Limited ABN 46 008 583 542 AFSL 237502 ("MBL"). TPP is a Participant of the ASX Group. Neither TPP nor MBL are representatives of each other. Some of the fees paid to TPP for the provision of its services will be remitted to MBL. TPP and MBL do not provide personal financial advice in relation to Macquarie Online Trading. You should consider your own financial situation, particular needs and investment objectives before acting on any of the information available on this report.

Transaction summary

01 Jul 2021 - 30 Jun 2022

Equities

APA APA GROUP UNITS STAPLED

Date	Type	Action	Quantity	Unit price	Trade value	Brokerage	Other fees	GST	Total value
17/06/2021	Buy	B21033406	1,050	\$9.5100	\$9,985.50	\$18.14	\$0.00	\$1.81	\$10,005.45
21/02/2022	Sell	S21856543	(1,050)	\$10.1700	(\$10,678.50)	\$18.14	\$0.00	\$1.81	(\$10,658.55)
Sub total			0						

BHP BHP GROUP LIMITED ORDINARY

Date	Type	Action	Quantity	Unit price	Trade value	Brokerage	Other fees	GST	Total value
17/06/2021	Buy	B21034309	200	\$47.4700	\$9,494.00	\$18.14	\$0.00	\$1.81	\$9,513.95
07/03/2022	Sell	S21908684	(200)	\$50.3900	(\$10,078.00)	\$18.14	\$0.00	\$1.81	(\$10,058.05)
10/05/2022	Buy	B22129377	222	\$44.4400	\$9,865.68	\$18.14	\$0.00	\$1.81	\$9,885.63
Sub total			222						

DSK DUSK GROUP ORDINARY

Date	Type	Action	Quantity	Unit price	Trade value	Brokerage	Other fees	GST	Total value
30/08/2021	Buy	B21275710	2,000	\$2.9800	\$5,960.00	\$18.14	\$0.00	\$1.81	\$5,979.95
Sub total			2,000						

PSI PSC INSURANCE LTD ORDINARY

Date	Type	Action	Quantity	Unit price	Trade value	Brokerage	Other fees	GST	Total value
07/04/2022	Buy	B22028196	1,000	\$4.0700	\$4,070.00	\$18.14	\$0.00	\$1.81	\$4,089.95
28/04/2022	Sell	S22088606	(1,000)	\$4.5900	(\$4,590.00)	\$18.14	\$0.00	\$1.81	(\$4,570.05)
Sub total			0						

While every effort has been made to provide you with an accurate statement, we give no warranty of accuracy or reliability and take no responsibility for any errors or omissions including negligence by any officers, employees or agents. We encourage you to confirm the information, holdings and valuations contained herein. Information contained in the report may only relate to the period since you commenced our service.

Copyright © 2022 Third Party Platform Pty Limited. All rights reserved.

Macquarie Online Trading is a service provided by Third Party Platform Pty Ltd ("TPP") ABN 74 121 227 905 AFSL No. 314341, at the request of Macquarie Bank Limited ABN 46 008 583 542 AFSL 237502 ("MBL"). TPP is a Participant of the ASX Group. Neither TPP nor MBL are representatives of each other. Some of the fees paid to TPP for the provision of its services will be remitted to MBL. TPP and MBL do not provide personal financial advice in relation to Macquarie Online Trading. You should consider your own financial situation, particular needs and investment objectives before acting on any of the information available on this report.

Transaction summary (continued)

01 Jul 2021 - 30 Jun 2022

WDS

WOODSIDE ENERGY ORDINARY

Date	Type	Action	Quantity	Unit price	Trade value	Brokerage	Other fees	GST	Total value
01/06/2022	In	Transfer	40	\$0.0000	\$0.00	\$0.00	\$0.00	\$0.00	\$0.00
		Sub total	40						

Please note that the Transaction Date listed of any Off Market Transfers (Transfer) may not necessarily match the Date of Purchase listed on the Off Market transfer form.

While every effort has been made to provide you with an accurate statement, we give no warranty of accuracy or reliability and take no responsibility for any errors or omissions including negligence by any officers, employees or agents. We encourage you to confirm the information, holdings and valuations contained herein. Information contained in the report may only relate to the period since you commenced our service.

Copyright © 2022 Third Party Platform Pty Limited. All rights reserved.

Macquarie Online Trading is a service provided by Third Party Platform Pty Ltd ("TPP") ABN 74 121 227 905 AFSL No. 314341, at the request of Macquarie Bank Limited ABN 46 008 583 542 AFSL 237502 ("MBL"). TPP is a Participant of the ASX Group. Neither TPP nor MBL are representatives of each other. Some of the fees paid to TPP for the provision of its services will be remitted to MBL. TPP and MBL do not provide personal financial advice in relation to Macquarie Online Trading. You should consider your own financial situation, particular needs and investment objectives before acting on any of the information available on this report.

Brokerage & information services

01 Jul 2021 - 30 Jun 2022

August 2021	Amount	GST	Total
Brokerage and trail fees	\$18.14	\$1.81	\$19.95
Information services	\$0.00	\$0.00	\$0.00
	\$18.14	\$1.81	\$19.95

February 2022	Amount	GST	Total
Brokerage and trail fees	\$18.14	\$1.81	\$19.95
Information services	\$0.00	\$0.00	\$0.00
	\$18.14	\$1.81	\$19.95

March 2022	Amount	GST	Total
Brokerage and trail fees	\$18.14	\$1.81	\$19.95
Information services	\$0.00	\$0.00	\$0.00
	\$18.14	\$1.81	\$19.95

April 2022	Amount	GST	Total
Brokerage and trail fees	\$36.28	\$3.62	\$39.90
Information services	\$0.00	\$0.00	\$0.00
	\$36.28	\$3.62	\$39.90

While every effort has been made to provide you with an accurate statement, we give no warranty of accuracy or reliability and take no responsibility for any errors or omissions including negligence by any officers, employees or agents. We encourage you to confirm the information, holdings and valuations contained herein. Information contained in the report may only relate to the period since you commenced our service.

Copyright © 2022 Third Party Platform Pty Limited. All rights reserved.

Macquarie Online Trading is a service provided by Third Party Platform Pty Ltd ("TPP") ABN 74 121 227 905 AFSL No. 314341, at the request of Macquarie Bank Limited ABN 46 008 583 542 AFSL 237502 ("MBL"). TPP is a Participant of the ASX Group. Neither TPP nor MBL are representatives of each other. Some of the fees paid to TPP for the provision of its services will be remitted to MBL. TPP and MBL do not provide personal financial advice in relation to Macquarie Online Trading. You should consider your own financial situation, particular needs and investment objectives before acting on any of the information available on this report.

Brokerage & information services (continued)

01 Jul 2021 - 30 Jun 2022

May 2022	Amount	GST	Total
Brokerage and trail fees	\$18.14	\$1.81	\$19.95
Information services	\$0.00	\$0.00	\$0.00
	\$18.14	\$1.81	\$19.95

Brokerage total	\$108.84	\$10.86	\$119.70
Information services total	\$0.00	\$0.00	\$0.00

While every effort has been made to provide you with an accurate statement, we give no warranty of accuracy or reliability and take no responsibility for any errors or omissions including negligence by any officers, employees or agents. We encourage you to confirm the information, holdings and valuations contained herein. Information contained in the report may only relate to the period since you commenced our service.

Copyright © 2022 Third Party Platform Pty Limited. All rights reserved.

Macquarie Online Trading is a service provided by Third Party Platform Pty Ltd ("TPP") ABN 74 121 227 905 AFSL No. 314341, at the request of Macquarie Bank Limited ABN 46 008 583 542 AFSL 237502 ("MBL"). TPP is a Participant of the ASX Group. Neither TPP nor MBL are representatives of each other. Some of the fees paid to TPP for the provision of its services will be remitted to MBL. TPP and MBL do not provide personal financial advice in relation to Macquarie Online Trading. You should consider your own financial situation, particular needs and investment objectives before acting on any of the information available on this report.

Estimated dividends & distributions

01 Jul 2021 - 30 Jun 2022

APA APA GROUP UNITS STAPLED

Ex div. date	Payment date	Type	Div. amount	Franking %	Balance	Franking credit	Est. dividend
29/06/2021	15/09/2021	Final	\$0.27	0.00%	1,050	\$0.00	\$283.50
30/12/2021	17/03/2022	Interim	\$0.25	37.72%	1,050	\$42.43	\$262.50
Estimated sub total						\$42.43	\$546.00

BHP BHP GROUP LIMITED ORDINARY

Ex div. date	Payment date	Type	Div. amount	Franking %	Balance	Franking credit	Est. dividend
02/09/2021	21/09/2021	Final	\$2.71527	100.00%	200	\$232.74	\$543.05
24/02/2022	28/03/2022	Interim	\$2.080559	100.00%	200	\$178.33	\$416.11
Estimated sub total						\$411.07	\$959.16

DSK DUSK GROUP ORDINARY

Ex div. date	Payment date	Type	Div. amount	Franking %	Balance	Franking credit	Est. dividend
09/09/2021	24/09/2021	Final	\$0.10	100.00%	2,000	\$85.71	\$200.00
11/03/2022	28/03/2022	Interim	\$0.10	100.00%	2,000	\$85.71	\$200.00
Estimated sub total						\$171.42	\$400.00

While every effort has been made to provide you with an accurate statement, we give no warranty of accuracy or reliability and take no responsibility for any errors or omissions including negligence by any officers, employees or agents. We encourage you to confirm the information, holdings and valuations contained herein. Information contained in the report may only relate to the period since you commenced our service.

Copyright © 2022 Third Party Platform Pty Limited. All rights reserved.

Macquarie Online Trading is a service provided by Third Party Platform Pty Ltd ("TPP") ABN 74 121 227 905 AFSL No. 314341, at the request of Macquarie Bank Limited ABN 46 008 583 542 AFSL 237502 ("MBL"). TPP is a Participant of the ASX Group. Neither TPP nor MBL are representatives of each other. Some of the fees paid to TPP for the provision of its services will be remitted to MBL. TPP and MBL do not provide personal financial advice in relation to Macquarie Online Trading. You should consider your own financial situation, particular needs and investment objectives before acting on any of the information available on this report.

Estimated dividends & distributions (continued)

01 Jul 2021 - 30 Jun 2022

VHY VNGD AUS HIGH YIELD ETF UNITS							
Ex div. date	Payment date	Type	Div. amount	Franking %	Balance	Franking credit	Est. dividend
01/07/2021	16/07/2021	Final	\$0.328271	86.23%	200	\$24.26	\$65.65
01/10/2021	18/10/2021	Interim	\$1.585725	93.07%	200	\$126.50	\$317.15
04/01/2022	19/01/2022	Interim	\$0.482057	83.98%	200	\$34.70	\$96.41
01/04/2022	20/04/2022	Interim	\$0.828143	92.97%	200	\$65.99	\$165.63
Estimated sub total						\$251.45	\$644.84
Estimated total						\$876.37	\$2,550.00

The information presented in this report is a general estimation and is intended as a guide for indicative purposes only. It is an extrapolation of our understanding of your holdings against publicly available dividend entitlement and payment information. It should not be considered a replacement for your own records. We encourage you to confirm the information and holdings represented here.

While every effort has been made to provide you with an accurate statement, we give no warranty of accuracy or reliability and take no responsibility for any errors or omissions including negligence by any officers, employees or agents. We encourage you to confirm the information, holdings and valuations contained herein. Information contained in the report may only relate to the period since you commenced our service.

Copyright © 2022 Third Party Platform Pty Limited. All rights reserved.

Macquarie Online Trading is a service provided by Third Party Platform Pty Ltd ("TPP") ABN 74 121 227 905 AFSL No. 314341, at the request of Macquarie Bank Limited ABN 46 008 583 542 AFSL 237502 ("MBL"). TPP is a Participant of the ASX Group. Neither TPP nor MBL are representatives of each other. Some of the fees paid to TPP for the provision of its services will be remitted to MBL. TPP and MBL do not provide personal financial advice in relation to Macquarie Online Trading. You should consider your own financial situation, particular needs and investment objectives before acting on any of the information available on this report.