

ODYSSEY 2022 SUPER FUND 2019

Trial Balance 2019 Referenced to Attached Supporting Documents

Page Ref

TB1 to TB2: Trial Balance

A: Bell Direct Cash Account Summary

A1 to A9: Bell Potter Annual Report (Investment Portfolio)

A10 to A16: Dividend Statements for Dividends Received

B1: NAB Business A/c Summary

B2 to B4: NAB Bank Statements

C1: Tax Invoice – Accountancy & Audit Fees

D1 to D3: ATO Income Tax A/c & ATO Activity Statement

E1: Detailed Investments Disposal Report (Cap Gain Calculations)

ODYSSEY 2022 SUPER FUND

TBI

Trial Balance at 30/06/2019

Printed: Wednesday 29 November, 2023 @ 17:39:38

Last Year	Account	Account Name	Units	Debits \$	Credits \$
	235	Capital Gains/(Losses) - Taxable			
	235/006	Beach Energy Limited - Ordinary Fully Paid			5,731.60 E1
	235/008	Cooper Energy Limited - Ordinary Fully Paid			1,681.67 E1
	236	Capital Gains/(Losses) - Non Taxable			
	236/006	Beach Energy Limited - Ordinary Fully Paid			2,865.80 E1
	236/008	Cooper Energy Limited - Ordinary Fully Paid			840.83 E1
	239	Dividends Received			
	239/006	Beach Energy Limited - Ordinary Fully Paid	($54.35 + 126.81 + 54.35 + 126.81$)		362.32 A9
	239/017	Bhp Billiton Limited - Ordinary Fully Paid	($227.69 + 531.27 + 362.28 + 847.65 + 200.78 + 468.48$)		2,639.15 A9
	239/018	National Australia Bank Limited - Ordinary Fully Paid	($297.00 + 693.00$)		990.00 A9
	250	Interest Received			
	250/002	Bell Direct Cash A/c			177.82 A4
	301	Accountancy Fees		1,000.00 C1	
	304	ATO Supervisory Levy		259.00	
	307	Auditor's Remuneration		495.00 C1	
	315	Bank Charges		4.30 B1	
44,380.81	330	Decrease in Market Value of Investments		24,769.50	
(44,380.81)	490	Profit/Loss Allocation Account			11,238.61
	501	Gerrard, Todd Andrew (Accumulation)			
(123,492.14)	501/001	Opening Balance - Preserved/Taxable			123,492.14
(75,118.92)	501/002	Opening Balance - Preserved/Tax Free			75,118.92
	501/031	Share of Profit/(Loss) - Preserved/Taxable		11,238.61	
164.48	604	NAB A/c 129442459		2,778.47 B2	
76,353.73	605	Bell Direct Cash A/c		30,061.31 A4	
1.07	625	Dividend Reinvestment - Residual Account	BHP 18.24 + NAB 10.05 + OFEW 6AL 1.07	29.36	
	776	Shares in Listed Companies (Australian)			
4,650.00	776/001	Doray Minerals Limited			
2,171.00	776/002	Alacer Gold	835.0000	4,024.70 A1	
8,125.00	776/003	Ardiden Ltd	625,000.0000	1,875.00 A1	
5,250.00	776/004	Australian Bauxite Limited - Ordinary Fully Paid	50,000.0000	5,500.00 A1	
5,400.00	776/005	Axiom Mining Limited	45,000.0000	1,125.00 A1	
22,255.16	776/006	Beach Energy Limited - Ordinary Fully Paid	5,881.0000	11,673.78 A2	
4,760.00	776/007	Cokal Limited - Ordinary Fully Paid	140,000.0000	6,860.00 A2	
11,550.00	776/008	Cooper Energy Limited - Ordinary Fully Paid	15,000.0000	8,100.00 A2	
1,350.00	776/010	Ecograf Fpo	10,000.0000	1,200.00 A2	
29,000.00	776/011	Freedom Oil & Gas Ltd	100,000.0000	2,900.00 A2	
712.60	776/012	Kingsgate Consolidated Limited. - Ordinary Fully Paid	2,545.0000	623.52 A2	
6,750.00	776/014	Northern Minerals Limited - Ordinary	75,000.0000	5,625.00 A2	

TB2

ODYSSEY 2022 SUPER FUND

Trial Balance at 30/06/2019

Printed: Wednesday 29 November, 2023 @ 17:39:38

Last Year	Account	Account Name	Units	Debits \$	Credits \$
		Fully Paid			
17,400.00	776/015	Senex Energy Limited - Ordinary Fully Paid	40,000.0000	14,200.00 A2	
	776/017	Bhp Billiton Limited - Ordinary Fully Paid	612.0000	25,189.92 A1	
	776/018	National Australia Bank Limited - Ordinary Fully Paid	729.0000	19,478.88 A2	
	776/019	Csr Limited - Ordinary Fully Paid	2,850.0000	11,143.50 A2	
	776/020	Transurban Group - Ordinary Shares/Units Fully Paid Triple Stapled	750.0000	11,055.00 A2	
	776/021	Agl Energy Limited - Ordinary Fully Paid	500.0000	10,005.00 A1	
	776/022	Silver Lake Resources Limited - Ordinary Fully Paid	10,158.0000	12,748.29 A2	
	850	Income Tax Payable			
3,395.02	850/001	Income Tax Payable			21.73 Di
	850/002	Imputed Credits		1,197.45	
(677.00)	860	PAYG Payable			
0.00				225,160.59	225,160.59

Current Year Profit/(Loss): \$(11,238.61)

ODYSSEY 2022 SUPERANNUATION FUND - 2019**BELL DIRECT CASH ACCOUNT**

	BGL	QTY	DR	CR
	Code			
01.07.18	Balance B'Fwd			76353.73
16.08.18	BUY 600 BHP	600	19579.63	
24.08.18	BUY 700 NAB	700	19100.00	
03.05.19	BUY 2850 CSR	2850	9961.61	
09.05.19	BUY 750 TCL	750	10005.00	
25.06.19	BUY 500 AGL	500	10000.00	
02.04.19	SELL 6800 BPT BEACH ENERGY	-6800		14391.00
02.04.19	SELL 15000 COE COOPER ENERGY	-15000		7785.00
30.06.19	Interest Received 2019/20			177.82
30.06.19	Balance C/Fwd		30061.31	
			<u>98707.55</u>	<u>98707.55</u>

0.00

Above Transactions Posted in BGL as J/E B2

Holdings valuation

01 Jul 2018 - 30 Jun 2019



Holdings valuation at 1 Jul 2018

\$119,373.76

Equities

ASX code	Description	Quantity	Price	Value
ABX	AUSBAUXITE FPO	50,000	\$0.105	\$5,250.00 ✓
ADV	ARDIDEN FPO	625,000	\$0.013	\$8,125.00 ✓
AQG	ALACERGOLD CDI 1:1	835	\$2.600	\$2,171.00 ✓
AVQ	AXIOM MINE CDI 1:1	45,000	\$0.120	\$5,400.00 ✓
BPT	BEACH FPO	12,681	\$1.755	\$22,255.16 ✓
CKA	COKAL FPO	140,000	\$0.034	\$4,760.00 ✓
COE	COOPER FPO	30,000	\$0.385	\$11,550.00 ✓
DRM	DORAY MIN FPO	15,000	\$0.310	\$4,650.00 ✓
FDM	FREEDOMOIL FPO	100,000	\$0.290	\$29,000.00 ✓
KCN	KINGSGATE FPO	2,545	\$0.280	\$712.60 ✓
KNL	KIBARAN FPO	10,000	\$0.135	\$1,350.00 ✓
NTU	NTH MINS FPO	75,000	\$0.090	\$6,750.00 ✓
SXY	SENEX FPO	40,000	\$0.435	\$17,400.00 ✓
Sub total				\$119,373.76

Holdings valuation at 30 Jun 2019

\$153,327.60

Equities

ASX code	Description	Quantity	Price	Value
ABX	AUSBAUXITE FPO	50,000 ✓	\$0.110 ✓	\$5,500.00 TB2
ADV	ARDIDEN FPO	625,000 ✓	\$0.003 ✓	\$1,875.00 TB2
AGL	AGL ENERGY FPO	500 ✓	\$20.010 ✓	\$10,005.00 TB2
AQG	ALACERGOLD CDI 1:1	835 ✓	\$4.820 ✓	\$4,024.70 TB1
AVQ	AXIOM MINE CDI 1:1	45,000 ✓	\$0.025 ✓	\$1,125.00 TB2
BHP	BHP GROUP FPO	612 ✓	\$41.160 ✓	\$25,189.92 TB2



Holdings valuation (continued)

A2

01 Jul 2018 - 30 Jun 2019



BPT	BEACH FPO	5,881	\$1.985 ✓	\$11,673.79	TB2
CKA	COKAL FPO	140,000	\$0.049 ✓	\$6,860.00	TB2
COE	COOPER FPO	15,000	\$0.540 ✓	\$8,100.00	TB2
CSR	CSR FPO	2,850	\$3.910 ✓	\$11,143.50	TB2
FDM	FREEDOMOIL FPO	100,000	\$0.029 ✓	\$2,900.00	TB2
KCN	KINGSGATE FPO	2,545	\$0.245 ✓	\$623.53	TB2
KNL	KIBARAN FPO	10,000	\$0.120 ✓	\$1,200.00	TB2
NAB	NAT. BANK FPO	729	\$26.720 ✓	\$19,478.88	TB2
NTU	NTH MINS FPO	75,000	\$0.075 ✓	\$5,625.00	TB2
SLR	SILVERLAKE FPO	10,158	\$1.255 ✓	\$12,748.29	TB2
SXY	SENEX FPO	40,000	\$0.355 ✓	\$14,200.00	TB2
TCL	TRANSURBAN STAPLED	750	\$14.740 ✓	\$11,055.00	TB2

Sub total **\$153,327.60**



Holdings valuation (continued)

01 Jul 2018 - 30 Jun 2019




Holdings valuation at 1 Jul 2018

\$119,373.76

Holdings composition 1 Jul 2018

FDM 24.29%	NTU 5.65%	AQG 1.82%
BPT 18.64%	AVQ 4.52%	KNL 1.13%
SXY 14.58%	ABX 4.40%	KCN 0.60%
COE 9.68%	CKA 3.99%	
ADV 6.81%	DRM 3.90%	




Holdings valuation at 30 Jun 2019

\$153,327.60

Holdings composition 30 Jun 2019

BHP 16.43%	TCL 7.21%	AQG 2.62%
NAB 12.70%	AGL 6.53%	FDM 1.89%
SXY 9.26%	COE 5.28%	ADV 1.22%
SLR 8.31%	CKA 4.47%	KNL 0.78%
BPT 7.61%	NTU 3.67%	AVQ 0.73%
CSR 7.27%	ABX 3.59%	KCN 0.41%



Information contained in this document is confidential and is intended only for the individual named. If you are not the named individual you should not disseminate, distribute or copy this information. If you are not the named addressee you should not disseminate, distribute or copy this information. If you are not the named addressee you should not disseminate, distribute or copy this information. If you are not the named addressee you should not disseminate, distribute or copy this information.

Cash Account summary

A4

01 Jul 2018 - 30 Jun 2019



Cash Account balance at start of period

\$76,353.73

Interest earned in the period

02 Jul 2018	\$22.01
31 Jul 2018	\$22.63
31 Aug 2018	\$18.88
01 Oct 2018	\$10.80
31 Oct 2018	\$11.16
30 Nov 2018	\$10.80
31 Dec 2018	\$11.16
31 Jan 2019	\$11.16
28 Feb 2019	\$10.08
31 Mar 2019	\$11.16
30 Apr 2019	\$16.74
31 May 2019	\$13.18
30 Jun 2019	\$8.06

Sub total

\$177.82

TBI

Net trade flows

(\$46,470.24)

Cash Account balance at end of period

\$30,061.31

TBI

\$30061.31

Transaction summary

AS

01 Jul 2018 - 30 Jun 2019



Equities

AGL AGL ENERGY LIMITED. ORDINARY

Date	Type	Action	Quantity	Unit price	Trade value	Brokerage	Other fees	GST	Total value
25/06/2019	Buy	B4385536	500	\$19.9700	\$9,985.00	\$13.64	\$0.00	\$1.36	\$10,000.00
Sub total			500						

BHP BHP GROUP LIMITED ORDINARY

Date	Type	Action	Quantity	Unit price	Trade value	Brokerage	Other fees	GST	Total value
16/08/2018	Buy	B3844996	600	\$32.5911	\$19,554.63	\$22.73	\$0.00	\$2.27	\$19,579.63
04/04/2019	In	Transfer	12	\$0.0000	\$0.00	\$0.00	\$0.00	\$0.00	\$0.00
Sub total			612						

DEP \$450.24

BPT BEACH ENERGY LIMITED ORDINARY

Date	Type	Action	Quantity	Unit price	Trade value	Brokerage	Other fees	GST	Total value
15/12/2016	Buy	B2836286	12,500	\$0.8500	\$10,625.00	\$22.73	\$0.00	\$2.27	\$10,650.00
31/03/2017	In	Transfer	181	\$0.6920	\$125.25	\$0.00	\$0.00	\$0.00	\$125.25
02/04/2019	Sell	S4224042	(6,800)	\$2.1200	(\$14,416.00)	\$22.73	\$0.00	\$2.27	(\$14,391.00)
Sub total			5,881						

COE COOPER ENERGY LTD ORDINARY

Date	Type	Action	Quantity	Unit price	Trade value	Brokerage	Other fees	GST	Total value
23/12/2016	Buy	B2850325	30,000	\$0.3500	\$10,500.00	\$22.73	\$0.00	\$2.27	\$10,525.00
02/04/2019	Sell	S4226358	(15,000)	\$0.5200	(\$7,800.00)	\$13.64	\$0.00	\$1.36	(\$7,785.00)
Sub total			15,000						

CSR CSR LIMITED ORDINARY

Date	Type	Action	Quantity	Unit price	Trade value	Brokerage	Other fees	GST	Total value
03/05/2019	Buy	B4276039	2,850	\$3.4900	\$9,946.61	\$13.64	\$0.00	\$1.36	\$9,961.61



Transaction summary (continued)

A6

01 Jul 2018 - 30 Jun 2019



Sub total **2,850**

DRM DORAY MINERALS LTD ORDINARY

Date	Type	Action	Quantity	Unit price	Trade value	Brokerage	Other fees	GST	Total value
14/11/2012	Buy	B1152805	9,250	\$0.8100	\$7,492.50	\$13.64	\$0.00	\$1.36	\$7,507.50
09/01/2015	Sell	S1831295	(9,250)	\$0.5200	(\$4,810.00)	\$13.64	\$0.00	\$1.36	(\$4,795.00)
01/08/2016	Buy	B2599785	15,000	\$1.0200	\$15,300.00	\$22.73	\$0.00	\$2.27	\$15,325.00
05/04/2019	Out	Transfer	(15,000)	\$0.0000	(\$0.00)	\$0.00	\$0.00	\$0.00	(\$0.00)

Sub total **0**

NAB NATIONAL AUST. BANK ORDINARY

Date	Type	Action	Quantity	Unit price	Trade value	Brokerage	Other fees	GST	Total value
24/08/2018	Buy	B3859835	700	\$27.2500	\$19,075.00	\$22.73	\$0.00	\$2.27	\$19,100.00
14/12/2018	In	Transfer	29	\$23.5500	\$682.95	\$0.00	\$0.00	\$0.00	\$682.95

Sub total **729**

SLR SILVER LAKE RESOURCE ORDINARY

Date	Type	Action	Quantity	Unit price	Trade value	Brokerage	Other fees	GST	Total value
05/04/2019	In	Transfer	10,158	\$0.0000	\$0.00	\$0.00	\$0.00	\$0.00	\$0.00

Sub total **10,158**

TCL TRANSURBAN GROUP FPO/UNITS STAPLED

Date	Type	Action	Quantity	Unit price	Trade value	Brokerage	Other fees	GST	Total value
09/05/2019	Buy	B4287242	750	\$13.3200	\$9,990.00	\$13.64	\$0.00	\$1.36	\$10,005.00

Sub total **750**

Brokerage & information services

A7

01 Jul 2018 - 30 Jun 2019



August 2018	Amount	GST	Total
Brokerage and trail fees	\$45.46	\$4.54	\$50.00
Information services	\$0.00	\$0.00	\$0.00
	\$45.46	\$4.54	\$50.00

April 2019	Amount	GST	Total
Brokerage and trail fees	\$36.37	\$3.63	\$40.00
Information services	\$0.00	\$0.00	\$0.00
	\$36.37	\$3.63	\$40.00

May 2019	Amount	GST	Total
Brokerage and trail fees	\$27.28	\$2.72	\$30.00
Information services	\$0.00	\$0.00	\$0.00
	\$27.28	\$2.72	\$30.00



Brokerage & information services (continued)

01 Jul 2018 - 30 Jun 2019



June 2019	Amount	GST	Total
Brokerage and trail fees	\$13.64	\$1.36	\$15.00
Information services	\$0.00	\$0.00	\$0.00
	\$13.64	\$1.36	\$15.00

Brokerage total	\$122.75	\$12.25	\$135.00
Information services total	\$0.00	\$0.00	\$0.00

Third Party Platform Pty Ltd is a company registered in Australia. The company is a participant of the ASX Limited Group. The company is not a financial services provider. The company is not a financial services provider. The company is not a financial services provider.



Estimated dividends & distributions

01 Jul 2018 - 30 Jun 2019



BHP BHP GROUP LIMITED ORDINARY

Ex div. date	Payment date	Type	Div. amount	Franking %	Balance	Franking credit	Est. dividend
06/09/2018	25/09/2018	Final	\$0.885453	100.00%	600	\$227.69	\$531.27 ✓
10/01/2019	30/01/2019	Interim	\$1.412742	100.00%	600	\$363.28	\$847.65 ✓
07/03/2019	26/03/2019	Interim	\$0.780806	100.00%	600	\$200.78	\$468.48 To DRP
Estimated sub total						\$791.75	\$1,847.40

TBI

BPT BEACH ENERGY LIMITED ORDINARY

Ex div. date	Payment date	Type	Div. amount	Franking %	Balance	Franking credit	Est. dividend
30/08/2018	28/09/2018	Final	\$0.01	100.00%	12,681	\$54.35	\$126.81 <i>TBI</i>
27/02/2019	29/03/2019	Interim	\$0.01	100.00%	12,681	\$54.35	\$126.81 <i>TBI</i>
Estimated sub total						\$108.70	\$253.62

NAB NATIONAL AUST. BANK ORDINARY

Ex div. date	Payment date	Type	Div. amount	Franking %	Balance	Franking credit	Est. dividend
08/11/2018	14/12/2018	Final	\$0.99	100.00%	700	\$297.00	\$693.00 <i>TBI</i>
Estimated sub total						\$297.00	\$693.00
Estimated total						\$1,197.45	\$2,794.02

TBI

TB2

This information is provided to you for information purposes only. It is not intended to constitute an offer of securities or any other financial product. The information is provided to you for information purposes only. It is not intended to constitute an offer of securities or any other financial product. The information is provided to you for information purposes only. It is not intended to constitute an offer of securities or any other financial product.



Beach Energy Limited
 ABN 20 007 617 969

006067 000 BPT



TJMG INVESTMENTS PTY LTD
 <ODYSSEY 2022 SUPER FUND A/C>
 21 LILY STREET
 CAIRNS NORTH QLD 4870

Update your information:

Online: A/c
www.computershare.com.au/easyupdate/bpt

By Mail:
 Computershare Investor Services Pty Limited
 GPO Box 2975 Melbourne
 Victoria 3001 Australia

Enquiries:
 (within Australia) 1300 556 161
 (international) +61 3 9415 4000

Holder Identification Number (HIN)

HIN WITHHELD

ASX Code	BPT
TFN/ABN Status	Quoted
Record Date	31 August 2018
Payment Date	28 September 2018
Direct Credit Reference No.	814013

FY18 Final Dividend

Dear Securityholder,

This payment represents a final dividend of 1 cent per share for the year ended 30 June 2018. This dividend is paid on the shares registered in your name and entitled to participate as at the record date of 31 August 2018. This payment is 100% franked at the corporate tax rate of 30%.

Simply visit www.computershare.com.au/easyupdate/bpt to update your TFN, banking instructions or personal details.

Yours faithfully
 Peter Kupniewski
 Company Secretary

Class Description	Amount per Security	Number of Securities	Franked Amount	Unfranked Amount	Gross Payment
Ordinary Shares	1 cent	12,681	\$126.81	\$0.00	\$126.81
Net Payment					\$126.81
Franking Credit					\$54.35

Note: You should retain this statement to assist you in preparing your tax return.

Your Payment Instruction

NATIONAL AUSTRALIA BANK LTD
 BSB: 084-583 Account number: XXXXXX59

Amount Deposited
AUD\$126.81

If payment cannot be made to the above instruction, a cheque will be forwarded to your registered address.



ABN 20 007 617 969

006516 000 BPT



TJMG INVESTMENTS PTY LTD
<ODYSSEY 2022 SUPER FUND A/C>
21 LILY STREET
CAIRNS NORTH QLD 4870

Update your information:

Online: www.computershare.com.au/easyupdate/bpt

By Mail: Computershare Investor Services Pty Limited
GPO Box 2975 Melbourne
Victoria 3001 Australia

Enquiries: (within Australia) 1300 556 161
(international) +61 3 9415 4000

Holder Identification Number (HIN)

HIN WITHHELD

ASX Code BPT
TFN/ABN Status Quoted
Record Date 28 February 2019
Payment Date 29 March 2019
Direct Credit Reference No. 813913

FY19 Interim Dividend

Dear Securityholder,

This payment represents an interim dividend of 1 cent per share for the half year ended 31 December 2018. This dividend is paid on the shares registered in your name and entitled to participate as at the record date of 28 February 2019. This payment is 100% franked at the corporate tax rate of 30%.

Simply visit www.computershare.com.au/easyupdate/bpt to update your TFN, banking instructions or personal details.

Yours faithfully
Peter Kupniewski
Company Secretary

Table with 6 columns: Class Description, Amount per Security, Number of Securities, Franked Amount, Unfranked Amount, Gross Payment. Includes rows for Ordinary Shares, Net Payment, and Franking Credit.

Note: You should retain this statement to assist you in preparing your tax return.

Your Payment Instruction

NATIONAL AUSTRALIA BANK LTD
BSB: 084-583 Account number: XXXXXX59

Amount Deposited
AUD\$126.81

If payment cannot be made to the above instruction, a cheque will be forwarded to your registered address.



BHP Billiton Limited
 ABN 49 004 028 077

025078 044 BHP



TJMG INVESTMENTS PTY LTD
 <ODYSSEY 2022 SUPER FUND A/C>
 2 LILY STREET
 CAIRNS NORTH QLD 4870

Update Your Details:

A12



www.computershare.com.au/investor



(within Australia) 1 300 656 780
 (outside Australia) +61 3 9415 4020



Computershare Investor Services Pty Limited
 GPO Box 2975 Melbourne
 Victoria 3001 Australia

Your Shareholding

SHARE CLASS	HOLDER NUMBER
Ordinary Shares	HIN WITHHELD
TFN/ABN STATUS	CHEQUE NO.
Not Quoted	579030
RECORD DATE	PAYMENT DATE
7 September 2018	25 September 2018

You must keep this document for your tax records.

BHP Billiton Limited Shares

377th Dividend Payment - Dividend Statement & Cheque

The statement below represents your final dividend for the year ended 30 June 2018. This dividend is paid at the rate of 63 US cents (equivalent to 88.545327 Australian cents) per share on your holding of fully paid ordinary shares, registered in your name and entitled to participate as at the record date. This dividend has been franked in Australia at a rate of 100% and the company tax rate used to determine the franking credit is 30%. All amounts are in Australian dollars.

Margaret Taylor
 Group Company Secretary

Amount per Security	Number of Securities	Franked Amount	Unfranked Amount	Gross Payment
A88.545327 cents	600	A\$531.27	A\$0.00	A\$531.27
Net Payment				A\$531.27
Australian Franking Credit				A\$227.69

Direct Credit - an easy way to receive your dividend!

Have you thought about having your dividend credited to your nominated bank account? To update your banking instructions, please log on to www.computershare.com.au/easyupdate/bhp

PLEASE BANK THIS CHEQUE PROMPTLY



BHP Group Limited
 ABN 49 004 028 077

024899 044 BHP



TJMG INVESTMENTS PTY LTD
 <ODYSSEY 2022 SUPER FUND A/C>
 2 LILY STREET
 CAIRNS NORTH QLD 4870

Update Your Details:

A13



www.computershare.com.au/investor



(within Australia) +61 300 656 780
 (outside Australia) +61 3 94 5 4020



Computershare Investor Services Pty Limited
 GPO Box 2975 Melbourne
 Victoria 3001 Australia

Your Shareholding

SHARE CLASS	HOLDER NUMBER
Ordinary Shares	HIN WITHHELD
TFN/ABN STATUS	CHEQUE NO.
Not Quoted	624275
RECORD DATE	PAYMENT DATE
11 January 2019	30 January 2019

You must keep this document for your tax records.

BHP Group Limited Shares

378th Dividend Payment - Dividend Statement & Cheque

The statement below represents a special dividend paid at the rate of US\$0.02 (equivalent to A\$0.4274238) per share on your holding of fully paid ordinary shares, registered in your name and entitled to participate as at the record date. This dividend has been franked in Australia at a rate of 100% and the company tax rate used to determine the franking credit is 30%. All amounts are in Australian dollars.

Margaret Taylor
 Group Company Secretary

Amount per Security	Number of Securities	Franked Amount	Unfranked Amount	Gross Payment
A\$1.41274238	600	A\$847.65	A\$0.00	A\$847.65
Net Payment				A\$847.65
Australian Franking Credit				A\$363.28

Direct Credit - an easy way to receive your dividend!

Have you thought about having your dividend credited to your nominated bank account? To update your banking instructions, please log on to www.computershare.com.au/easyupdate/bhp

PLEASE BANK THIS CHEQUE PROMPTLY

246835_02542C
 246835 CHO AU/024899/0248991



BHP Group Limited
ABN 49 004 028 077

008191 000 BHP
TJMG INVESTMENTS PTY LTD
<ODYSSEY 2022 SUPER FUND A/C>
21 LILY STREET
CAIRNS NORTH QLD 4870

Update Your Details:

A14



www.computershare.com.au/investor



(within Australia) 1300 656 780
(outside Australia) +61 3 9415 4020



Computershare Investor Services Pty Limited
GPO Box 2975 Melbourne
Victoria 3001 Australia

Your Shareholding

SHARE CLASS	HOLDER NUMBER
Ordinary Shares	HIN WITHHELD
TFN/ABN STATUS	
Not Quoted	
RECORD DATE	PAYMENT DATE
8 March 2019	26 March 2019

You must keep this document for your tax records.

BHP Group Limited Shares

379th Dividend Payment - Dividend Statement

The statement below represents your interim dividend for the year ending 30 June 2019. This dividend is paid at the rate of 55 US cents (equivalent to 78.080636 Australian cents) per share on your holding of fully paid ordinary shares, registered in your name and entitled to participate as at the record date. This dividend has been franked in Australia at a rate of 100% and the company tax rate used to determine the franking credit is 30%. All amounts are in Australian dollars.

Caroline Cox
Group General Counsel and Company Secretary

Amount per Security	Number of Securities	Franked Amount	Unfranked Amount	Gross Payment
A78.080636 cents	600	A\$468.48	A\$0.00	A\$468.48
Net Payment				A\$468.48
Australian Franking Credit				A\$200.78

Dividend Reinvestment Plan (DRP) Details

Cash balance brought forward	\$0.00
Net payment available for reinvestment	\$468.48
Total available for reinvestment	\$468.48
Less the amount applied to the allotment of 12 Ordinary Shares at \$37.5201 per share	\$450.24
Cash balance carried forward to the next payment	\$18.24
Number of shares participating in the DRP as at 11 March 2019	600
Add Ordinary Shares allotted on 4 April 2019	12
Number of shares now participating in the DRP	612

Note: Computershare Investor Services Pty Limited will not be liable for any losses incurred by any person who relies on the balances shown above without making their own adjustments for any further transactions.



AIT

2018 Final Dividend Statement


 4877
 044
 NAB
 TJMG INVESTMENTS PTY LTD
 <ODYSSEY 2022 SUPER FUND A/C>
 2 LILY STREET
 CAIRNS NORTH QLD 4870

Need assistance?

www.nab.com.au/shareholder

(in Australia) 1300 367 647
 (outside Australia) +61 3 9415 4299

Holder Identification Number (HIN)

F N W T H E L D

Summary of key information

Payment Date	14 December 2018
Record Date	9 November 2018
TFN/ABN status	Not Quoted
ASX code	NAB

Final Dividend for the year ended 30 September 2018

The details below represent your participation in National Australia Bank's Dividend Reinvestment Plan (DRP) on shares registered in your name at the record date.

The dividend is 99 cents per ordinary share, franked to 100% at the relevant Australian Corporate Tax Rate of 30%.

Ordinary Shares	Price per Share*	Unfranked Amount	Franked Amount	Franking Credit	Shares Allotted
700	\$23.55	\$0.00	\$693.00	\$297.00	29

Dividend Summary

700 shares x 99 cents = \$693.00

*A discount of 1.5% has been applied to the price per share.

The allotment of shares issued under the DRP is set out on the reverse side of this statement.

Full details of the updated Dividend Package is available at www.nab.com.au/dividendpackage

Tax information

Australian resident shareholders

Franked Amount: This should be included in your assessable income.

Franking Credit: This may also need to be included in your assessable income. This amount may be available as a tax offset to reduce your income tax liability.

New Zealand tax resident shareholders

NZ tax law requires us to notify shareholders that NZ imputation credits have been attached to this dividend at a rate of NZ\$0.15 per share. For NZ taxpayers, your income tax return should include the aggregate of the Dividend Amount together with the attached NZ imputation credits.

If you are unsure of the tax treatment of your dividend, please contact your accountant or taxation adviser.

Dividend Amount

\$693.00

240378_DCB_INT/114877/1180991

Dividend Reinvestment Plan (DRP)

Residual amount carried forward from 5 July 2018	\$0.00
Dividend amount participating in the DRP	\$693.00
Total amount for reinvestment	\$693.00
29 ordinary share/s allotted @ \$23.55 per share	\$682.95
Residual amount to be carried forward to the next dividend	\$10.05

ODYSSEY SUPER FUND 2019

NAB BUSINESS EVERYDAY ACCOUNT

BSB: 084-583 A/C NO: 12-944-2459

	<u>BGL</u>	<u>DR</u>	<u>CR</u>
	<u>Code</u>		
01.07.18 Balance B'Fwd			164.48
03.07.18 ATO Refund	850/001		2480.75
28.09.18 Div Beach Energy	239/006		126.81 Fr Cr \$54.35
20.11.18 Div BHP	239/017		531.27 Fr Cr \$227.695
04.03.19 Div BHP	239/017		847.65 Fr Cr \$363.28
29.03.19 Div Beach Energy	239/006		126.81 Fr Cr \$54.35
30.11.18 Bank Fees	315	1.20	} 4.30 TBI
29.03.19 Bank Fees	315	3.10	
Accy Fees - GA - 2018	301	1000.00	ci
Audit Fees - Y Li - 2018	307	495.00	ci
30.06.19 Balance C/Fwd		2778.47	B2
		<u>4277.77</u>	<u>4277.77</u>

Above Transactions Posted as Bi in BGL



TRANSACTION HISTORY

Account

Odyssey 2022 SMSF

084-583 129442459

Search



X Hide filter

Filter by

Transaction type

All transactions

From amount

To amount

Date range

Custom date range

From date (DD/MM/YY)

01/09/18

To date (DD/MM/YY)

30/06/19

Transactions per page

25

Clear

Display

1 Sep 2018 to 30 Jun 2019

Showing 7 transactions

Export as

Spreadsheet (CSV-comma separated values)

Export

Date	Transaction details	Debit	Credit	Balance*
14 May 19	INTERNET TRANSFER INV GA419/3 TRANSFER DEBIT ACCY AUDIT	-\$1,495.00 ✓		+\$2,778.47 T81
29 Mar 19	ACCOUNT FEES A.K.F. ODYSSEY 2022 FEES	-\$3.10 ✓		+\$4,273.47
29 Mar 19	MAR19/00813913 BEACH ENERGY LTD ODYSSEY 2022 SUP DIVIDEND		+\$126.81 ✓	+\$4,276.57
04 Mar 19	CHEQUES DEPOSIT		+\$847.65 ✓	+\$4,149.76

<u>Date</u>	<u>Transaction details</u>	<u>Debit</u>	<u>Credit</u>	<u>Balance*</u>
30 Nov 18	ACCOUNT FEES A.K.F. ODYSSEY 2022 FEES	-\$1.20		+\$3,302.11
20 Nov 18	CASH AND/OR CHEQUES DEPOSIT		+\$531.27 ✓	+\$3,303.31
28 Sep 18	SEP18/00814013 BEACH ENERGY LTD ODYSSEY 2022 SUP DIVIDEND		+\$126.81 ✓	+\$2,772.04

Use the filter to view transactions beyond the displayed dates

Credit balance	+\$1,632.54
Debit balance	-\$1,495.00
Fees	-\$4.30
Net position	+\$133.24

*Important information

[Return to top](#)



By


NAB Business Everyday Account

For further information call 13 22 65 for Personal Accounts or 13 10 12 for Business Accounts.

Account Balance Summary

Opening balance	\$164.48	Cr
Total credits	\$2,607.56	
Total debits	\$0.00	
Closing balance	\$2,772.04	Cr

Statement starts 30 June 2018
Statement ends 28 September 2018

014 000947

 ODYSSEY 2022 SUPERANNUATION FUND
 PO BOX 393
 CAIRNS NORTH QLD 4870

Outlet Details

Cairns North
355 Sheridan St, Cairns Qld 4870

Account Details

T J M G INVESTMENTS PTY LTD AS TRUSTEE FOR ODYSSEY
 2022 SUPERANNUATION FUND
 BUSINESS EVERYDAY A
 BSB number 084-583
 Account number 12-944-2459

For Your Information

Many Australian businesses are falling victim to business email scams.
Learn how to recognise these scams and protect your business
by visiting nab.com.au/secureity

Transaction Details

Date	Particulars	Debits	Credits	Balance
0 Jun 2018	Brought forward			64.48 Cr
3 Jul 2018	ATO006000009462731 ATO 0127 21		2,430.75	2,645.23 Cr
28 Sep 2018	SEP18/00814013 Beach Energy Ltd 326860		126.81	2,772.04 Cr

166.48 CR

Summary of Government Charges

Government	From 1 July to date	Last year to 30 June
Withholding tax	\$0.00	\$0.00
Bank Account Debit (BAD) tax	\$0.00	\$0.00

Bank Accounts Debits (BAD) Tax or State Debits Duty has been abolished for all states & territories effective 1 July 2005. Any amount shown on this statement applies to debits processed on or before 30/06/2005.

For further information on any applicable rebates, fees or government charges, please refer to the NAB's "A Guide to Fees & Charges" booklet. Please retain this statement for taxation purposes.

Explanatory Notes

Please check all entries and report any apparent error or possible unauthorised transaction immediately.

We may subsequently adjust debits and credits, which may result in a change to your account balance to accurately reflect the obligations between us.

For information on resolving problems or disputes, contact us on 1800 152 013, or ask at any NAB branch.

CI

Graham Anderson

Public Accountant

ABN: 43 822 159 533

44 Minnie Street, Cairns, QLD 4870

PO BOX 1893, CAIRNS, QLD 4870

Tel: 07 4051 1006

Email: graham@nqsuper.com

Tax Invoice

Odyssey 2022 Superannuation Fund
21 Lily Street
CAIRNS NORTH QLD 4870

Invoice No.: GA0419/3
Date: 11.04.2019
Terms: 14 days

Details	Total (ex-GST)
Professional services rendered:	
Preparing Financial Statements, Members Statements and all necessary letters and Trustee Minutes as required for Odyssey Superannuation Fund for the Year Ended 30 June 2018.	
Preparing Annual Return (Taxation) and lodging same with Australian Taxation Office for the Year Ended 30 June 2018	1,000.00 <i>T&I</i>
Outlays: Paid to Yin I Li (SMSF Auditor) Financial & Compliance Audit of Odyssey 2022 Superannuation Fund for the Year Ended 30 June 2018.	495.00 <i>T&I</i>

Subtotal: 1,495.00
 GST: -
 Total(inc-GST) 1,495.00
 Paid to Date: -
 Balance Due: **1,495.00**

How to Pay



Electronic Fund Transfer

Please make payment to:

Graham Anderson

BSB: 124-093

Account: 90599857



By Mail

Detach this section and mail your cheque to:

Graham Anderson

PO Box 1893, Cairns QLD 4870



In Person

Cash or Cheque in Office

Invoice No: GA0118/1 Amount Due: 1,495.00



Australian Government
Australian Taxation Office

51
D1

Agent GRAHAM A ANDERSON
Client ODYSSEY 2022
SUPERANNUATION FUND
ABN 73 323 766 770
TFN 787 537 131

Income tax 551

Date generated	10/02/2022
Overdue	\$21.73 DR
Not yet due	\$0.00
Balance	\$21.73 DR

Transactions

7 results found - from **01 July 2017** to **10 February 2022** sorted by **processed date** ordered **newest to oldest**

Processed date	Effective date	Description	Debit (DR)	Credit (CR)	Balance
1 Nov 2021	1 Jul 2019	General interest charge			\$21.73 DR
1 Oct 2021	11 Jun 2019	Tax return Self Man Superfund - Income Tax for the period from 01 Jul 17 to 30 Jun 18	\$21.73		\$21.73 DR TB2
28 Jun 2018	3 Jul 2018	EFT refund for Income Tax for the period from 01 Jul 16 to 30 Jun 17	\$2,480.75		\$0.00
28 Jun 2018	3 Jul 2018	Credit offset to integrated client account	\$677.00		\$2,480.75 CR
28 Jun 2018	28 Jun 2018	Tax return Self Man Superfund - Income Tax for the period from 01 Jul 16 to 30 Jun 17		\$3,157.75	\$3,157.75 CR
4 Jul 2017	7 Jul 2017	EFT refund for Income Tax for the period from 01 Jul 15 to 30 Jun 16	\$760.97		\$0.00

Processed date	Effective date	Description	Debit (DR)	Credit (CR)	Balance
4 Jul 2017	30 Jun 2017	Tax return Self Man Superfund - Income Tax for the period from 01 Jul 15 to 30 Jun 16		\$760.97	\$760.97 CR

D2



Australian Government
Australian Taxation Office

13

Agent GRAHAM A ANDERSON
Client ODYSSEY 2022
SUPERANNUATION FUND
ABN 73 323 766 770
TFN 787 537 131

Activity statement 001

Date generated	10/02/2022
Overdue	\$0.00
Not yet due	\$0.00
Balance	\$0.00

Transactions

4 results found - from **01 July 2017** to **10 February 2022** sorted by **processed date** ordered **newest to oldest**

Processed date	Effective date	Description	Debit (DR)	Credit (CR)	Balance
28 Jul 2018	1 Jul 2018	General interest charge			\$0.00
28 Jun 2018	3 Jul 2018	Credit transferred in from Income tax account		\$677.00	\$0.00
23 Sep 2017	23 Sep 2017	General interest charge			\$677.00 DR
3 Sep 2017	28 Aug 2017	Original Activity <u>Statement for the period</u> ending 30 Jun 17 - PAYG Instalments	\$677.00		\$677.00 DR

**ODYSSEY 2022 SUPER FUND
DETAILED INVESTMENT DISPOSALS REPORT AT 30 JUNE 2019**

Date	Investment	Disposal Method	Units Sold	Purchase Cost	Cost Base Adjustments	Adjusted Cost Base	Consideration	Notional Gain Realised	Total Prof/(Loss)	Taxable Prof/(Loss)	Non Taxable Prof/(Loss)	Accounting Prof/(Loss)
Shares in Listed Companies (Australian)												
<u>Beach Energy Limited - Ordinary Fully Paid</u>												
02/04/2019	Disposal	Discounted	6,800.0000	5,793.60		5,793.60	14,391.00 AS	8,597.40	8,597.40	TBI 5,731.60	TBI 2,865.80	8,597.40
02/04/2019	Disposal	Discounted	6,800.0000	5,793.60		5,793.60	14,391.00	8,597.40	8,597.40	5,731.60	2,865.80	8,597.40
<u>Cooper Energy Limited - Ordinary Fully Paid</u>												
02/04/2019	Disposal	Discounted	15,000.0000	5,262.50		5,262.50	7,785.00 AS	2,522.50	2,522.50	TBI 1,681.67	TBI 840.83	2,522.50
02/04/2019	Disposal	Discounted	15,000.0000	5,262.50		5,262.50	7,785.00	2,522.50	2,522.50	1,681.67	840.83	2,522.50
<u>Doray Minerals Limited</u>												
05/04/2019	Disposal	Other	15,000.0000	15,325.00		15,325.00	15,325.00	15,325.00	15,325.00			
			15,000.0000	15,325.00		15,325.00	15,325.00	15,325.00	15,325.00			
				26,381.10		26,381.10	37,501.00	11,119.90	11,119.90	7,413.27	3,706.63	11,119.90
				26,381.10		26,381.10	37,501.00	11,119.90	11,119.90	7,413.27	3,706.63	11,119.90

MERGE WITH SILVERLICE RES.

Ab

TFL