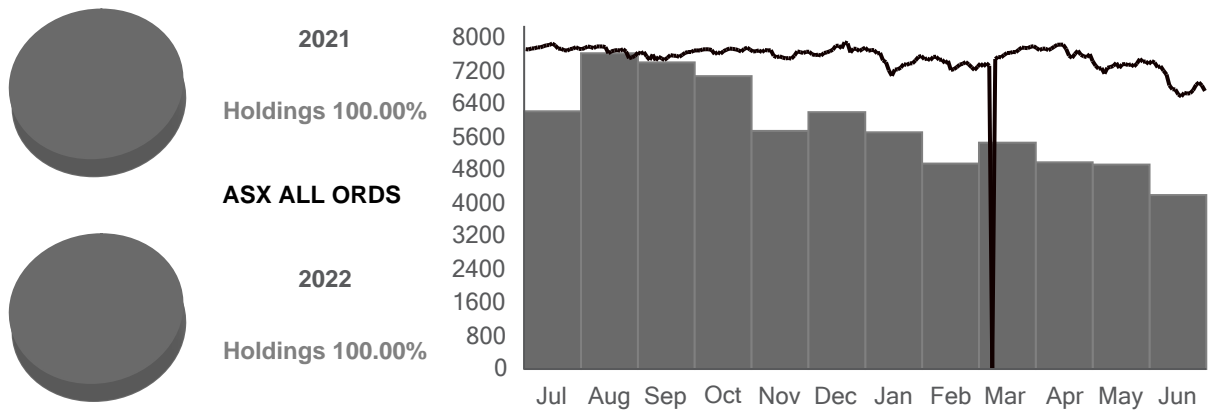


Financial Year Summary

01 Jul 2021 - 30 Jun 2022

Summary Information A/C 23048485	+/-	
Holdings valuation at start of period		\$176,707.25
Holdings valuation at end of period	\$3,145.18	\$179,852.44
Portfolio at start of period		\$176,707.25
Portfolio at end of period	\$3,145.18	\$179,852.44
Total portfolio value		\$179,852.44
Total brokerage		\$846.33
Information service fees		\$0.00
Estimated dividends and distributions		\$0.00
Estimated franking credits		\$0.00



While every effort has been made to provide you with an accurate statement, we give no warranty of accuracy or reliability and take no responsibility for any errors or omissions including negligence by any officers, employees or agents. We encourage you to confirm the information, holdings and valuations contained herein. Information contained in the report may only relate to the period since you commenced our service.

Copyright © 2022 Third Party Platform Pty Limited. All rights reserved.

Macquarie Online Trading is a service provided by Third Party Platform Pty Ltd ("TPP") ABN 74 121 227 905 AFSL No. 314341, at the request of Macquarie Bank Limited ABN 46 008 583 542 AFSL 237502 ("MBL"). TPP is a Participant of the ASX Group. Neither TPP nor MBL are representatives of each other. Some of the fees paid to TPP for the provision of its services will be remitted to MBL. TPP and MBL do not provide personal financial advice in relation to Macquarie Online Trading. You should consider your own financial situation, particular needs and investment objectives before acting on any of the information available on this report.

Holdings valuation

01 Jul 2021 - 30 Jun 2022

Holdings valuation at 1 Jul 2021

\$176,707.25

Equities

ASX code	Description	Quantity	Cost Price	Price	Value
88E	88 ENERGY FPO	2,182,539	\$0.03	\$0.026	\$56,746.01
MAN	MANDRK RES FPO	415,862	\$0.15	\$0.170	\$70,696.54
PUR	PURSUITMIN FPO	735,294	\$0.07	\$0.067	\$49,264.70
Sub total					\$176,707.25

Holdings valuation at 30 Jun 2022

\$179,852.44

Equities

ASX code	Description	Quantity	Cost Price	Price	Value
BRK	BROOKSIDE FPO	2,271,428	\$0.03	\$0.017	\$38,614.28
CAY	CANYON FPO	444,444	\$0.09	\$0.044	\$19,555.54
PUR	PURSUITMIN FPO	935,294	\$0.06	\$0.013	\$12,158.82
ROG	RED SKY. FPO	18,253,967	\$0.01	\$0.006	\$109,523.80
Sub total					\$179,852.44

While every effort has been made to provide you with an accurate statement, we give no warranty of accuracy or reliability and take no responsibility for any errors or omissions including negligence by any officers, employees or agents. We encourage you to confirm the information, holdings and valuations contained herein. Information contained in the report may only relate to the period since you commenced our service.

Copyright © 2022 Third Party Platform Pty Limited. All rights reserved.

Macquarie Online Trading is a service provided by Third Party Platform Pty Ltd ("TPP") ABN 74 121 227 905 AFSL No. 314341, at the request of Macquarie Bank Limited ABN 46 008 583 542 AFSL 237502 ("MBL"). TPP is a Participant of the ASX Group. Neither TPP nor MBL are representatives of each other. Some of the fees paid to TPP for the provision of its services will be remitted to MBL. TPP and MBL do not provide personal financial advice in relation to Macquarie Online Trading. You should consider your own financial situation, particular needs and investment objectives before acting on any of the information available on this report.

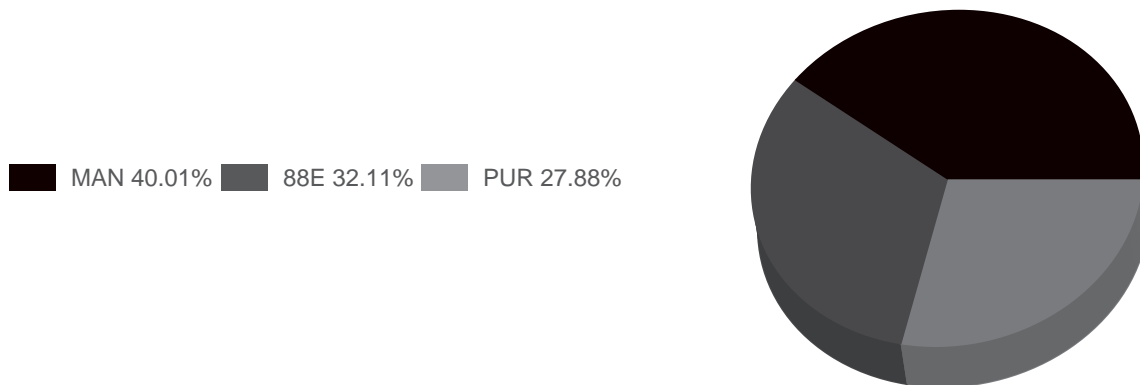
Holdings valuation (continued)

01 Jul 2021 - 30 Jun 2022

Holdings valuation at 1 Jul 2021

\$176,707.25

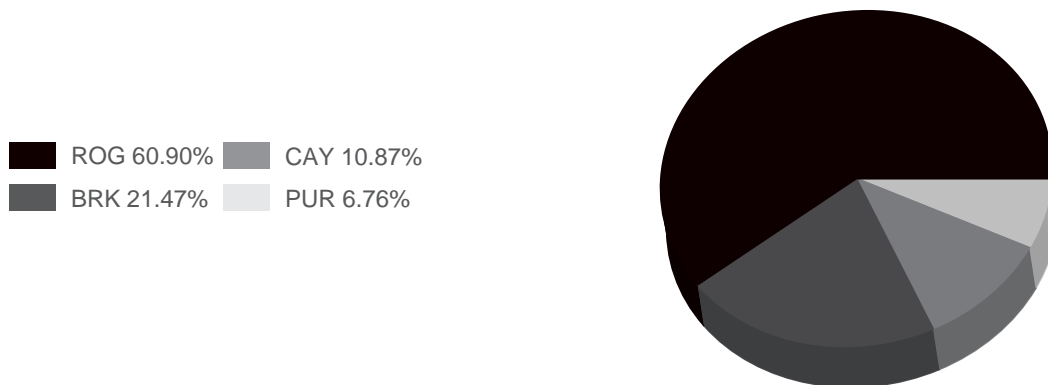
Holdings composition 1 Jul 2021



Holdings valuation at 30 Jun 2022

\$179,852.44

Holdings composition 30 Jun 2022



While every effort has been made to provide you with an accurate statement, we give no warranty of accuracy or reliability and take no responsibility for any errors or omissions including negligence by any officers, employees or agents. We encourage you to confirm the information, holdings and valuations contained herein. Information contained in the report may only relate to the period since you commenced our service.

Copyright © 2022 Third Party Platform Pty Limited. All rights reserved.

Macquarie Online Trading is a service provided by Third Party Platform Pty Ltd ("TPP") ABN 74 121 227 905 AFSL No. 314341, at the request of Macquarie Bank Limited ABN 46 008 583 542 AFSL 237502 ("MBL"). TPP is a Participant of the ASX Group. Neither TPP nor MBL are representatives of each other. Some of the fees paid to TPP for the provision of its services will be remitted to MBL. TPP and MBL do not provide personal financial advice in relation to Macquarie Online Trading. You should consider your own financial situation, particular needs and investment objectives before acting on any of the information available on this report.

Transaction summary

01 Jul 2021 - 30 Jun 2022

Equities

88E		88 ENERGY LTD ORDINARY							
Date	Type	Action	Quantity	Unit price	Trade value	Brokerage	Other fees	GST	Total value
29/06/2021	Buy	B21068021	1,111,111	\$0.0280	\$31,111.10	\$33.94	\$0.00	\$3.39	\$31,148.43
29/06/2021	Buy	B21068093	1,071,428	\$0.0280	\$29,999.98	\$32.73	\$0.00	\$3.27	\$30,035.98
05/07/2021	Sell	S21085428	(2,182,539)	\$0.0360	(\$78,571.39)	\$85.72	\$0.00	\$8.57	(\$78,477.10)
06/07/2021	Buy	B21089836	1,351,351	\$0.0370	\$49,999.98	\$54.55	\$0.00	\$5.46	\$50,059.99
07/07/2021	Buy	B21093862	1,315,789	\$0.0390	\$51,315.75	\$55.99	\$0.00	\$5.60	\$51,377.34
29/07/2021	Sell	S21162369	(2,667,140)	\$0.0390	(\$104,018.46)	\$113.48	\$0.00	\$11.35	(\$103,893.63)
Sub total			0						

BRK		BROOKSIDE ENERGY LTD ORDINARY							
Date	Type	Action	Quantity	Unit price	Trade value	Brokerage	Other fees	GST	Total value
09/07/2021	Buy	B21101644	1,200,000	\$0.0250	\$30,000.00	\$32.73	\$0.00	\$3.27	\$30,036.00
26/07/2021	Buy	B21147911	1,071,428	\$0.0280	\$29,999.98	\$32.73	\$0.00	\$3.27	\$30,035.98
Sub total			2,271,428						

CAY		CANYON RESOURCES LTD ORDINARY							
Date	Type	Action	Quantity	Unit price	Trade value	Brokerage	Other fees	GST	Total value
20/09/2021	Buy	B21346038	444,444	\$0.0900	\$39,999.96	\$43.64	\$0.00	\$4.36	\$40,047.96
Sub total			444,444						

MAN		MANDRAKE RES LTD ORDINARY							
Date	Type	Action	Quantity	Unit price	Trade value	Brokerage	Other fees	GST	Total value

While every effort has been made to provide you with an accurate statement, we give no warranty of accuracy or reliability and take no responsibility for any errors or omissions including negligence by any officers, employees or agents. We encourage you to confirm the information, holdings and valuations contained herein. Information contained in the report may only relate to the period since you commenced our service.

Copyright © 2022 Third Party Platform Pty Limited. All rights reserved.

Macquarie Online Trading is a service provided by Third Party Platform Pty Ltd ("TPP") ABN 74 121 227 905 AFSL No. 314341, at the request of Macquarie Bank Limited ABN 46 008 583 542 AFSL 237502 ("MBL"). TPP is a Participant of the ASX Group. Neither TPP nor MBL are representatives of each other. Some of the fees paid to TPP for the provision of its services will be remitted to MBL. TPP and MBL do not provide personal financial advice in relation to Macquarie Online Trading. You should consider your own financial situation, particular needs and investment objectives before acting on any of the information available on this report.

Transaction summary (continued)

01 Jul 2021 - 30 Jun 2022

28/06/2021	Buy	B21064340	140,000	\$0.1450	\$20,299.99	\$22.15	\$0.00	\$2.22	\$20,324.36
29/06/2021	Buy	B21068016	275,862	\$0.1450	\$39,999.99	\$43.64	\$0.00	\$4.36	\$40,047.99
12/07/2021	Buy	B21105494	137,931	\$0.1450	\$19,999.99	\$21.82	\$0.00	\$2.18	\$20,023.99
14/07/2021	Buy	B21116058	71,428	\$0.1400	\$9,999.92	\$18.14	\$0.00	\$1.81	\$10,019.87
14/07/2021	Buy	B21116059	71,428	\$0.1400	\$9,999.92	\$18.14	\$0.00	\$1.81	\$10,019.87
26/07/2021	Buy	B21148133	111,111	\$0.0900	\$9,999.99	\$18.14	\$0.00	\$1.81	\$10,019.94
13/09/2021	Sell	S21321710	(807,760)	\$0.0550	(\$44,426.79)	\$48.47	\$0.00	\$4.85	(\$44,373.47)
Sub total			0						

PUR PURSUIT MINERALS ORDINARY

Date	Type	Action	Quantity	Unit price	Trade value	Brokerage	Other fees	GST	Total value
28/06/2021	Buy	B21064483	735,294	\$0.0680	\$49,999.96	\$54.55	\$0.00	\$5.46	\$50,059.97
21/09/2021	Buy	B21352586	200,000	\$0.0500	\$10,000.00	\$18.14	\$0.00	\$1.81	\$10,019.95
Sub total			935,294						

ROG RED SKY ENERGY. ORDINARY

Date	Type	Action	Quantity	Unit price	Trade value	Brokerage	Other fees	GST	Total value
06/07/2021	Buy	B21089706	7,142,857	\$0.0080	\$57,142.80	\$62.34	\$0.00	\$6.23	\$57,211.37
09/08/2021	Buy	B21194872	5,555,555	\$0.0090	\$49,999.99	\$54.55	\$0.00	\$5.46	\$50,060.00
10/08/2021	Buy	B21203118	5,555,555	\$0.0090	\$49,999.98	\$54.55	\$0.00	\$5.46	\$50,059.99
Sub total			18,253,967						

Company Options

While every effort has been made to provide you with an accurate statement, we give no warranty of accuracy or reliability and take no responsibility for any errors or omissions including negligence by any officers, employees or agents. We encourage you to confirm the information, holdings and valuations contained herein. Information contained in the report may only relate to the period since you commenced our service.

Copyright © 2022 Third Party Platform Pty Limited. All rights reserved.

Macquarie Online Trading is a service provided by Third Party Platform Pty Ltd ("TPP") ABN 74 121 227 905 AFSL No. 314341, at the request of Macquarie Bank Limited ABN 46 008 583 542 AFSL 237502 ("MBL"). TPP is a Participant of the ASX Group. Neither TPP nor MBL are representatives of each other. Some of the fees paid to TPP for the provision of its services will be remitted to MBL. TPP and MBL do not provide personal financial advice in relation to Macquarie Online Trading. You should consider your own financial situation, particular needs and investment objectives before acting on any of the information available on this report.

Transaction summary (continued)

01 Jul 2021 - 30 Jun 2022

BRKOB

BROOKSIDE ENERGY LTD OPTION 30-JUN-22

Date	Type	Action	Quantity	Unit price	Trade value	Brokerage	Other fees	GST	Total value
28/07/2021	Buy	B21158977	789,473	\$0.0190	\$14,999.97	\$18.14	\$0.00	\$1.81	\$15,019.92
23/06/2022	Sell	S22288717	(789,473)	\$0.0030	(\$2,368.41)	\$18.14	\$0.00	\$1.81	(\$2,348.46)
Sub total			0						

While every effort has been made to provide you with an accurate statement, we give no warranty of accuracy or reliability and take no responsibility for any errors or omissions including negligence by any officers, employees or agents. We encourage you to confirm the information, holdings and valuations contained herein. Information contained in the report may only relate to the period since you commenced our service.

Copyright © 2022 Third Party Platform Pty Limited. All rights reserved.

Macquarie Online Trading is a service provided by Third Party Platform Pty Ltd ("TPP") ABN 74 121 227 905 AFSL No. 314341, at the request of Macquarie Bank Limited ABN 46 008 583 542 AFSL 237502 ("MBL"). TPP is a Participant of the ASX Group. Neither TPP nor MBL are representatives of each other. Some of the fees paid to TPP for the provision of its services will be remitted to MBL. TPP and MBL do not provide personal financial advice in relation to Macquarie Online Trading. You should consider your own financial situation, particular needs and investment objectives before acting on any of the information available on this report.

Brokerage & information services

01 Jul 2021 - 30 Jun 2022

July 2021	Amount	GST	Total
Brokerage and trail fees	\$531.92	\$53.17	\$585.09
Information services	\$0.00	\$0.00	\$0.00
	\$531.92	\$53.17	\$585.09

August 2021	Amount	GST	Total
Brokerage and trail fees	\$109.10	\$10.92	\$120.02
Information services	\$0.00	\$0.00	\$0.00
	\$109.10	\$10.92	\$120.02

September 2021	Amount	GST	Total
Brokerage and trail fees	\$110.25	\$11.02	\$121.27
Information services	\$0.00	\$0.00	\$0.00
	\$110.25	\$11.02	\$121.27

While every effort has been made to provide you with an accurate statement, we give no warranty of accuracy or reliability and take no responsibility for any errors or omissions including negligence by any officers, employees or agents. We encourage you to confirm the information, holdings and valuations contained herein. Information contained in the report may only relate to the period since you commenced our service.

Copyright © 2022 Third Party Platform Pty Limited. All rights reserved.

Macquarie Online Trading is a service provided by Third Party Platform Pty Ltd ("TPP") ABN 74 121 227 905 AFSL No. 314341, at the request of Macquarie Bank Limited ABN 46 008 583 542 AFSL 237502 ("MBL"). TPP is a Participant of the ASX Group. Neither TPP nor MBL are representatives of each other. Some of the fees paid to TPP for the provision of its services will be remitted to MBL. TPP and MBL do not provide personal financial advice in relation to Macquarie Online Trading. You should consider your own financial situation, particular needs and investment objectives before acting on any of the information available on this report.

Brokerage & information services (continued)

01 Jul 2021 - 30 Jun 2022

June 2022	Amount	GST	Total
Brokerage and trail fees	\$18.14	\$1.81	\$19.95
Information services	\$0.00	\$0.00	\$0.00
	\$18.14	\$1.81	\$19.95

Brokerage total	\$769.41	\$76.92	\$846.33
Information services total	\$0.00	\$0.00	\$0.00

While every effort has been made to provide you with an accurate statement, we give no warranty of accuracy or reliability and take no responsibility for any errors or omissions including negligence by any officers, employees or agents. We encourage you to confirm the information, holdings and valuations contained herein. Information contained in the report may only relate to the period since you commenced our service.

Copyright © 2022 Third Party Platform Pty Limited. All rights reserved.

Macquarie Online Trading is a service provided by Third Party Platform Pty Ltd ("TPP") ABN 74 121 227 905 AFSL No. 314341, at the request of Macquarie Bank Limited ABN 46 008 583 542 AFSL 237502 ("MBL"). TPP is a Participant of the ASX Group. Neither TPP nor MBL are representatives of each other. Some of the fees paid to TPP for the provision of its services will be remitted to MBL. TPP and MBL do not provide personal financial advice in relation to Macquarie Online Trading. You should consider your own financial situation, particular needs and investment objectives before acting on any of the information available on this report.

Dividend Summary

01 Jul 2021 - 30 Jun 2022

There is no data for this report.

While every effort has been made to provide you with an accurate statement, we give no warranty of accuracy or reliability and take no responsibility for any errors or omissions including negligence by any officers, employees or agents. We encourage you to confirm the information, holdings and valuations contained herein. Information contained in the report may only relate to the period since you commenced our service.

Copyright © 2022 Third Party Platform Pty Limited. All rights reserved.

Macquarie Online Trading is a service provided by Third Party Platform Pty Ltd ("TPP") ABN 74 121 227 905 AFSL No. 314341, at the request of Macquarie Bank Limited ABN 46 008 583 542 AFSL 237502 ("MBL"). TPP is a Participant of the ASX Group. Neither TPP nor MBL are representatives of each other. Some of the fees paid to TPP for the provision of its services will be remitted to MBL. TPP and MBL do not provide personal financial advice in relation to Macquarie Online Trading. You should consider your own financial situation, particular needs and investment objectives before acting on any of the information available on this report.