

PATAK Provident Fund

Trial Balance

As at 30 June 2023

Last Year	Code	Account Name	Units	Debits	Credits
				\$	\$
	23800	Distributions Received			
	23800/ASAO.AX	Abrdn Sust Asian Opp Active Etf (managed Fund)			1,338.03
(1,532.41)	23800/ESTX.AX	Euro Stoxx 50 - ETF Units			
	23800/GMG.AX	Goodman Group			570.55
(705.55)	23800/IAA.AX	Ishares Asia 50 - ETF Units			853.48
(466.35)	23800/ISO.AX	Ishares S&p/Asx - ETF Units			
(1,466.04)	23800/NDQ.AX	Betashares Nasdaq 100 Etf			2,664.10
(1,907.46)	23800/TCL.AX	Transurban Group			3,344.72
(7,242.00)	23800/VAS.AX	Vanguard Australian Shares Index Etf			4,241.96
	23800/VCF.AX	Vanguard International Credit Securities Index (hedged) Etf			318.46
(6,595.34)	23800/VHY.AX	Vanguard Australian Shares High Yield ETF			5,934.30
	23800/VTS.AX	Vanguard Us Total Market Shares Index Etf			268.00
(4,015.09)	23800/ZYAU.AX	S&p/Asx 300 High Yield Plus - ETF Units			3,462.85
(1,505.00)	23800/ZYUS.AX	S&p 500 High Yield Low Volatility - ETF Units			3,713.78
	23900	Dividends Received			
(13,916.21)	23900/BHP.AX	BHP			6,237.11
(2,793.75)	23900/CBA.AX	Commonwealth Bank			3,129.00
(1,937.97)	23900/COL.AX	Coles			2,096.82
(644.20)	23900/CSL.AX	CSL			797.62
(3,607.68)	23900/MFG.AX	Magellan			
(2,349.09)	23900/MQG.AX	Macquarie			2,515.50
(2,715.26)	23900/NAB.AX	National Bank			3,228.38
(1,322.26)	23900/OZL.AX	Oz Minerals			311.12
(7,256.78)	23900/RIO.AX	Rio Tinto			4,893.21
(368.83)	23900/RMD.AX	Resmed Inc			560.50
(2,106.56)	23900/VEU.AX	Vanguard Etf - CDI			1,521.46
(2,805.31)	23900/WBC.AX	Westpac Bank			3,967.74
	23900/WDS.AX	Woodside Energy			8,799.21
(2,162.40)	23900/WES.AX	Wesfarmers			3,171.56
(3,925.42)	23900/WPL.AX	Woodside			
	24200	Contributions			
	24200/DWYAMA00001A	(Contributions) Dwyer, Amanda Jane - Accumulation			14,372.28
(26,059.55)	24200/DWYPAU00001A	(Contributions) Dwyer, Paul Anthony - Accumulation			27,621.63

PATAK Provident Fund

Trial Balance

As at 30 June 2023

Last Year	Code	Account Name	Units	Debits	Credits
				\$	\$
187,685.75	24700	Changes in Market Values of Investments			151,492.88
	25000	Interest Received			
(35.39)	25000/Cash at Bank7	Cash at Bank			1,076.55
	26500	Other Investment Income			
	26500/Sundry	Sundry			500.00
	28500	Transfers In			
(28,152.03)	28500/DWYAMA00001A	(Transfers In) Dwyer, Amanda Jane - Accumulation			20,420.20
	28500/DWYPAU00001A	(Transfers In) Dwyer, Paul Anthony - Accumulation			6,994.45
4,455.00	30100	Accountancy Fees		3,795.00	
259.00	30400	ATO Supervisory Levy		259.00	
418.00	30700	Auditor's Remuneration		385.00	
	37500	Investment Expenses			
7,482.80	37500/PATAKSF_SUNDRY	Sundry		7,825.00	
	39000	Life Insurance Premiums			
	39000/DWYPAU00001A	(Life Insurance Premiums) Dwyer, Paul Anthony - Accumulation		1,009.01	
(9,509.98)	48500	Income Tax Expense			4,605.01
(63,196.64)	49000	Profit/Loss Allocation Account		281,749.45	
	50010	Opening Balance			
(811,787.40)	50010/DWYAMA00001A	(Opening Balance) Dwyer, Amanda Jane - Accumulation			781,600.79
(770,716.68)	50010/DWYPAU00001A	(Opening Balance) Dwyer, Paul Anthony - Accumulation			737,706.65
	52420	Contributions			
0.00	52420/DWYAMA00001A	(Contributions) Dwyer, Amanda Jane - Accumulation			14,372.28
(26,059.55)	52420/DWYPAU00001A	(Contributions) Dwyer, Paul Anthony - Accumulation			27,500.00
	52850	Transfers In			
(28,152.03)	52850/DWYAMA00001A	(Transfers In) Dwyer, Amanda Jane - Accumulation			20,420.20
0.00	52850/DWYPAU00001A	(Transfers In) Dwyer, Paul Anthony - Accumulation			6,994.45
	53100	Share of Profit/(Loss)			
52,076.15	53100/DWYAMA00001A	(Share of Profit/(Loss)) Dwyer, Amanda Jane - Accumulation			118,498.31
49,239.32	53100/DWYPAU00001A	(Share of Profit/(Loss)) Dwyer, Paul Anthony - Accumulation			111,684.89
	53330	Income Tax			
6,262.49	53330/DWYAMA00001A	(Income Tax) Dwyer, Amanda Jane - Accumulation		5,503.91	
5,921.35	53330/DWYPAU00001A	(Income Tax) Dwyer, Paul Anthony - Accumulation		5,033.27	

PATAK Provident Fund

Trial Balance

As at 30 June 2023

Last Year	Code	Account Name	Units	Debits	Credits
				\$	\$
	53800	Contributions Tax			
	53800/DWYAMA00001A	(Contributions Tax) Dwyer, Amanda Jane - Accumulation		2,155.84	
3,908.91	53800/DWYPAU00001A	(Contributions Tax) Dwyer, Paul Anthony - Accumulation		4,125.04	
	53920	Life Insurance Premiums			
	53920/DWYPAU00001A	(Life Insurance Premiums) Dwyer, Paul Anthony - Accumulation		1,009.01	
	59200	Contribution Reserve			
	59200/DWYPAU00001A	(Contribution Reserve) Dwyer, Paul Anthony - Accumulation			103.39
	60400	Bank Accounts			
52,900.92	60400/Cash at Bank7	Cash at Bank		39,999.94	
	61800	Distributions Receivable			
	61800/ASAO.AX	Abrdn Sust Asian Opp Active Etf (managed Fund)		1,338.03	
1,301.70	61800/ESTX.AX	Euro Stoxx 50 - ETF Units			0.00
	61800/GMG.AX	Goodman Group		324.70	
321.13	61800/IAA.AX	Ishares Asia 50 - ETF Units		337.54	
1,466.04	61800/NDQ.AX	Betashares Nasdaq 100 Etf		2,562.51	
1,360.56	61800/TCL.AX	Transurban		1,729.05	
2,498.58	61800/VAS.AX	Vanguard Australian Shares Index Etf		1,028.62	
1,985.03	61800/VHY.AX	Vanguard Australian Shares High Yield ETF		1,737.57	
	61800/VTS.AX	Vanguard Us Total Market Shares Index Etf		136.52	
1,017.27	61800/ZYAU.AX	S&p/Asx 300 High Yield Plus - ETF Units			0.00
281.28	61800/ZYUS.AX	S&p 500 High Yield Low Volatility - ETF Units		2,203.10	
	77600	Shares in Listed Companies			
56,471.25	77600/BHP.AX	BHP	2,012.0000	90,519.88	
67,333.10	77600/CBA.AX	Commonwealth Bank	745.0000	74,701.15	
56,582.37	77600/COL.AX	Coles	3,177.0000	58,520.34	
63,498.16	77600/CSL.AX	CSL	236.0000	65,461.68	
63,665.37	77600/MQG.AX	Macquarie	387.0000	68,738.94	
58,559.82	77600/NAB.AX	National Bank	2,741.0000	72,280.17	
69,068.64	77600/OZL.AX	Oz Minerals	0.0000		0.00
70,760.30	77600/RIO.AX	Rio Tinto	689.0000	79,021.41	
78,075.36	77600/RMD.AX	Resmed Inc	2,544.0000	83,468.64	
	77600/SFR.AX	Sandfire Resources	14,120.0000	83,308.00	
55,915.96	77600/VEU.AX	Vanguard Etf - CDI	772.0000	62,794.48	

PATAK Provident Fund

Trial Balance

As at 30 June 2023

Last Year	Code	Account Name	Units	Debits	Credits
				\$	\$
50,914.50	77600/WBC.AX	Westpac Bank	3,281.0000	70,016.54	
74,632.96	77600/WDS.AX	Woodside Energy	2,344.0000	80,727.36	
70,702.17	77600/WES.AX	Wesfarmers	1,687.0000	83,236.58	
	78000	Stapled Securities			
33,467.76	78000/GDC.AX	Global Data Centre Group	0.0000		0.00
	78000/GMG.AX	Goodman Group	3,247.0000	65,167.29	
	78200	Units in Listed Unit Trusts			
	78200/ASAO.AX	Abrdn Sust Asian Opp Active Etf (managed Fund)	39,971.0000	43,368.54	
36,814.25	78200/ESTX.AX	Euro Stoxx 50 - ETF Units	0.0000		0.00
50,715.00	78200/GOLD.AX	Metal Securities - ETF Physical Gold	3,008.0000	80,072.96	
40,803.84	78200/IAA.AX	Ishares Asia 50 - ETF Units	448.0000	40,454.40	
46,528.82	78200/NDQ.AX	Betashares Nasdaq 100 Etf	3,274.0000	114,753.70	
81,520.22	78200/TCL.AX	Transurban Group	5,669.0000	80,783.25	
96,898.75	78200/VAS.AX	Vanguard Australian Shares Index Etf	1,157.0000	104,210.99	
99,818.40	78200/VHY.AX	Vanguard Australian Shares High Yield ETF	2,245.0000	151,829.35	
	78200/VTX.AX	Vanguard Us Total Market Shares Index Etf	133.0000	43,802.22	
72,409.14	78200/ZYAU.AX	S&p/Asx 300 High Yield Plus - ETF Units	0.0000		0.00
51,508.56	78200/ZYUS.AX	S&p 500 High Yield Low Volatility - ETF Units	3,768.0000	47,815.92	
9,510.23	85000	Income Tax Payable/Refundable		4,605.52	
				2,113,903.42	2,113,903.42

Current Year Profit/(Loss): 277,144.44

PATAK Provident Fund
Distribution Reconciliation Report

For The Period 01 July 2022 - 30 June 2023

		Non Primary Production Income (A) * ₁		Distributed Capital Gains (B) * ₂			Foreign Income * ₃			Non-Assessable					
Date	Payment Received	Franked	Unfranked	Interest/ Other	Franking Credits	Discounted (After Discount) Rate * ₅	CGT Concession	Indexed	Other	Foreign Income	Foreign Credits	Tax Exempt	Tax Free	Tax Deferred / AMIT * ₆	Taxable Income
Stapled Securities															
	GMG.AX	Goodman Group													
24/02/2023	245.85					S								0.00	
30/06/2023	0.00					S								0.00	
30/06/2023	324.70					S								0.00	
30/06/2023	0.00	7.83		37.97	3.36	302.85	151.43			31.89	2.64			38.58	386.54
	570.55	7.83		37.97	3.36	302.85	151.43			31.89	2.64			38.58	386.54
	Net Cash Distribution: 570.55														
	570.55	7.83		37.97	3.36	302.85	151.43			31.89	2.64			38.58	386.54
Units in Listed Unit Trusts															
	ASAO.AX	Abrdn Sust Asian Opp Active Etf (managed Fund)													
30/06/2023	0.00					S								0.00	
30/06/2023	1,338.03					S								0.00	
30/06/2023	0.00			12.40	484.09	484.09	242.05			595.65	143.21			3.84	1,235.35
	1,338.03			12.40	484.09	484.09	242.05			595.65	143.21			3.84	1,235.35
	Net Cash Distribution: 1,338.03														
	GOLD.AX	Metal Securities - ETF Physical Gold													
30/06/2023	0.00					I								0.00	
	0.00													0.00	

23800

PATAK Provident Fund Distribution Reconciliation Report

For The Period 01 July 2022 - 30 June 2023

Date	Payment Received	Non Primary Production Income (A) * ₁			Distributed Capital Gains (B) * ₂			Foreign Income * ₃			Non-Assessable		Taxable Income		
		Franked	Unfranked	Interest/Other	Franking Credits	Discounted (After Discount)	Rate * ₅	CGT Concession	Indexed	Other	Foreign Income	Foreign Credits		Tax Exempt	Tax Free
VAS.AX Vanguard Australian Shares Index Etf															
18/10/2022	1,678.32					S								0.00	
18/01/2023	867.44					S								0.00	
20/04/2023	667.58					S								0.00	
30/06/2023	1,028.62					S								0.00	
30/06/2023	0.00	3,627.46	0.00	476.72	1,596.44	I	0.00	0.00	0.00	97.44	5.16			40.34	5,803.22
	4,241.96	3,627.46	0.00	476.72	1,596.44		0.00	0.00	0.00	97.44	5.16			40.34	5,803.22
Net Cash Distribution: 4,241.96															
VCF.AX Vanguard International Credit Securities Index (hedged) Etf															
18/01/2023	318.46					S								0.00	
30/06/2023	0.00					I								318.46	
	318.46													318.46	
Net Cash Distribution: 318.46															
VHY.AX Vanguard Australian Shares High Yield ETF															
18/10/2022	2,041.22					S								0.00	
18/01/2023	1,257.07					S								0.00	
20/04/2023	898.44					S								0.00	
30/06/2023	1,737.57					S								0.00	
30/06/2023	0.00	5,408.56	440.64	2,456.83	100.89	S	50.45	0.00	0.00	59.92				(126.16)	8,466.84

PATAK Provident Fund
Distribution Reconciliation Report

For The Period 01 July 2022 - 30 June 2023

Date	Non Primary Production Income (A) * 1				Distributed Capital Gains (B) * 2			Foreign Income * 3			Non-Assessable					
	Payment Received	Franked	Unfranked	Interest/ Other	Franking Credits	Discounted (After Discount)	Rate * 5	CGT Concession	Indexed	Other	Foreign Income	Foreign Credits	Tax Exempt	Tax Free	Tax Deferred / AMIT * 6	Taxable Income
30/06/2023	2,203.10						S								0.00	
30/06/2023	0.00	0.00		1.70		1,061.44	S	530.72		2,119.92	383.57			0.00		3,566.63
	3,713.78	0.00		1.70		1,061.44		530.72		2,119.92	383.57			0.00		3,566.63
Net Cash Distribution: 3,713.78																
	26,139.68	11,241.09	0.00	3,562.85	4,803.16	3,280.83		1,640.41	0.00	4,379.47	822.63	0.00	0.00	2,035.03		28,090.03

PATAK Provident Fund Distribution Reconciliation Report

For The Period 01 July 2022 - 30 June 2023

Date	Non Primary Production Income (A) * 1			Distributed Capital Gains (B) * 2			Foreign Income * 3			Non-Assessable						
	Payment Received	Franked	Unfranked	Interest/ Other	Franking Credits	Discounted (After Discount) Rate * 5	Concession	CGT	Indexed	Other	Foreign Income	Foreign Credits	Tax Exempt	Tax Free	Tax Deferred / AMIT * 6	Taxable Income
TOTAL	26,710.23	11,248.92	0.00	3,600.82	4,806.52	3,583.68	1,791.84	0.00	0.00	0.00	4,411.36	825.27	0.00	0.00	2,073.61	28,476.57

Total Distributed Gains

Discount Rate	Discounted	Gross
Superfund 1/3	3,583.68	5,375.52
Individual 50%(I)	0.00	0.00
Total	3,583.68	5,375.52

* 1 Summary of Non Primary Production Income (A)

Tax Label	Franked	Unfranked	Interest/Other	Less Other Deduction	Income Before Credits * 7	Franking Credits	Total Including Credits
11M Gross trust distributions	11,248.92	0.00	3,600.82	0.00	14,849.74	4,806.52	19,656.26

* 2 Forms part of the Net Capital Gains calculation for Tax Label 11A.

* 3 Forms part of the Foreign Credits calculation for Tax Label 11D, D1, 13C1.

* 4 Taxable Income is designed to match Tax Statement provided by Fund Manager.

Taxable Income in the SMSF Annual Return will be different due to application of Capital Losses in Net Capital Gain calculation and application of different discount method.

* 5 This is the discount rate selected for the transaction. "S" being Super Funds at 1/3 and "I" being Individual at 50%.

* 6 AMIT cost base net increase is reflected as negative amount i.e. negative tax deferred and AMIT cost base net decrease is reflected as positive amount i.e. positive tax deferred.

* 7 Sum of Income Before Credits reconciles with Taxable Trust Distributions in Statement of Taxable Income.

* Variance between Payment Received and Net Cash Distribution.

23800
ASAO



abrdrn Sustainable Asian Opportunities Active ETF (Managed Fund)
ARSN 106 201 236

Manage your holding

www.investorcentre.com/au

Need assistance?

Online

www.investorcentre.com/au/contact

Phone

1300 850 505 (within Australia)
+61 3 9415 4000 (outside Australia)

000006 000 ASAO



MR PAUL ANTHONY DWYER &
MRS AMANDA JANE DWYER
<PATAK PROVIDENT FUND A/C>
15 RIVERBANK ROAD
BAIRNSDALE VIC 3875

Holder Identification Number (HIN)

HIN WITHHELD

TFN/ABN Status: Quoted

Attribution Managed Investment Trust Member Annual Tax Statement For Year Ended 30 June 2023

The following tax return items are valid for Australian resident individual unitholders only.

Part A – Summary of 2023 Tax Return (Supplementary Section) Items

Item	Tax Return Label	Tax Attribution Amount
Share of non-primary production income	13U	\$12.40 ✓
Franked distributions from trusts	13C	\$0.00
Share of franking credits from franked dividends	13Q	\$0.00
Share of credit for TFN amounts withheld	13R	\$0.00
Share of credit for foreign resident withholding amounts	13A	\$0.00
Net capital gain	18A	\$366.43 ✓ 484.09
Total current year capital gains	18H	\$726.14
Assessable foreign source income	20E	\$738.86
Other net foreign source income	20M	\$738.86 ✓
Foreign income tax offset	20O	\$143.21 ✓

Part B – Components of Distribution

Item	Cash Distribution	Tax Paid/Offsets	Attribution
Australian Income			
Unfranked distributions			\$0.00
Unfranked CFI distributions			\$0.00
Interest - subject to non resident WHT			\$12.40
Interest - not subject to non resident WHT			\$0.00
Other income - clean building MIT income			\$0.00
Other income - excluded from NCMI			\$0.00
Other income - NCMI			\$0.00
Other income			\$0.00
Non primary production income			\$12.40
		\$0.00	\$0.00
Franked distributions			
Capital Gains			
Discounted capital gains TAP - clean building MIT income			\$0.00
Discounted capital gains TAP - excluded from NCMI			\$0.00
Discounted capital gains TAP - NCMI			\$0.00
Discounted capital gains TAP			\$0.00
Discounted capital gains NTAP		\$6.72	\$366.43
Capital gains – other method TAP - clean building MIT income			\$0.00
Capital gains – other method TAP - excluded from NCMI			\$0.00
Capital gains – other method TAP - NCMI			\$0.00
Capital gains – other method TAP			\$0.00
Capital gains – other method NTAP			\$0.00
Net capital gain			\$366.43
AMIT CGT gross up amount			\$359.71
Total current year capital gains		\$6.72	\$726.14
		\$136.49	\$738.86
Foreign Income			
Assessable foreign source income			
Other Non-assessable Amounts			
Non-assessable non-exempt amount			\$0.00
Gross Amount			
AMIT cost base net amount - excess (reduce cost base)	\$1,338.03		\$1,477.40
AMIT cost base net amount - shortfall (increase cost base)			\$0.00
Less TFN amounts withheld	\$0.00		\$0.00
Less non-resident withholding tax			\$0.00
- Interest / dividend amounts withheld	\$0.00		\$0.00
- Fund payment amounts withheld	\$0.00		\$0.00
Net Cash Distribution	\$1,338.03		

PLEASE RETAIN THIS STATEMENT FOR INCOME TAX PURPOSES

197COST_EMA_22/000006/00000161
299967_01_V5



+ Goodman Group
 Goodman Limited ABN 69 000 123 071
 Goodman Funds Management Limited
 ABN 48 067 796 641; AFSL Number 223621
 As Responsible Entity for
 Goodman Industrial Trust ARSN 091 213 839
 Goodman Logistics (HK) Limited
 Company No. 1700359; ARBN 155 911 149
 A Hong Kong company with limited liability

Update your information:

Online:
www.computershare.com.au/easyupdate/gmg

By Mail:
 Computershare Investor Services Pty Limited
 GPO Box 2975 Melbourne
 Victoria 3001 Australia

Enquiries:

(within Australia) 1300 723 C40
 (international) 61 3 9415 4043

Holder No: HIN WITHHELD
 Statement Date: 25 August 2023

013019 000 GMG
 MR PAUL ANTHONY DWYER &
 MRS AMANDA JANE DWYER
 <PATAK PROVIDENT FUND A/C>
 15 RIVERBANK ROAD
 BAIRNSDALE VIC 3875

Goodman Group Annual Tax Statement 2023

Fully paid ordinary securities for the year ended 30 June 2023

This statement reflects distributions that should be included in your Tax Return for the 2022-23 financial year. Please use this Annual Tax Statement for completing your Tax Return and not interim distribution statements provided at the time of the payments since annual taxable amounts can be determined only after the close of the financial year. This statement should be read in conjunction with the enclosed Goodman Group Tax Return Guide 2023.

Please retain this statement for income tax purposes.

Part A - Summary of 2022-23 Income Tax Return and Tax Return (supplementary section) items

Goodman Logistics (HK) Limited dividends

Dividend components	Tax return label	Amount \$
Assessable foreign source income	20E	Nil
Net foreign source income	20M	Nil
Foreign income tax offsets	20O	Nil

Goodman Limited (GL) dividends

Dividend components	Tax return label	Amount \$
Unfranked amount	11S	Nil
Franked amount	11T	Nil
Franking credit	11U	Nil
TFN amounts withheld	11V	Nil

Goodman Industrial Trust (GIT) distributions

Tax Return (supplementary section)	Tax return label	Amount \$
Australian income – non-primary production	13U	\$37.97 ✓
Franked distributions from trusts	13C	\$11.19 ✓
Share of franking credits from franked dividends	13Q	\$3.36 ✓
TFN amounts withheld	13R	Nil
Tax paid by trustee	13S	Nil
Non resident withholding tax	13A	Nil
Net capital gain	18A	\$227.14 ✓
Total current year capital gains	18H	\$454.28
Assessable foreign source income	20E	\$34.53
Net foreign source income	20M	\$34.53 ✓
Foreign income tax offsets	20O	\$2.64 ✓

23800
 amc

302.85

298333_09_V2

23800
CMG

Part B: Additional information for Question 18 (supplementary section)

Capital gains	Tax return label	Amount \$
Discount method ('grossed-up' amount)		\$454.28
Indexation method		N/A
Other method		Nil
Total current year capital gains	18H	\$454.28

Part C: Components of distributions

Net dividends/distributions for the year ended 30 June 2023	Cash dividend/distribution \$	Tax offsets \$	Assessable amount \$
Foreign income Goodman Logistics (HK) Limited – dividends			
Foreign dividend – unfranked (paid 25 August 2023 and assessable for the year ending 30 June 2024)	\$162.35	Nil	Nil
Sub-total (A)	\$162.35	Nil	Nil
Australian income Goodman Limited (GL) – dividends			
Dividends – unfranked	Nil	Nil	Nil
Dividends – franked	Nil	Nil	Nil
Sub-total (B)	Nil	Nil	Nil
Australian income Goodman Industrial Trust (GIT) – distributions			
Interest	\$33.86		\$33.86
Other income	\$4.11		\$4.11
Other income NCMI	Nil		Nil
Unfranked distributions	Nil		Nil
Total non-primary production income*	\$37.97		\$37.97
Franked distributions*	\$7.83	\$3.36	\$11.19
Capital gains			
Discounted method – 50% – TARP	\$227.14		\$227.14
Discounted method – 50% – non-TARP	Nil		Nil
CGT concession amount – TARP	\$227.14		
CGT concession amount – non-TARP	Nil		
Other method – TARP	Nil		Nil
Other method – non-TARP	Nil		Nil
Distributed capital gains*	\$454.28		
Total net capital gains			\$227.14
Foreign income			
Assessable foreign income*	\$31.89	\$2.64	\$34.53
Non-assessable amounts			
Tax-deferred amounts*	\$38.58		
Other amounts withheld from distributions			
TFN amounts withheld	Nil		
Credit for tax paid by trustee	Nil		
Non resident withholding tax	Nil		
Sub-total (C)	\$570.55		
(Sum of *Components less Other amounts withheld from Distributions)			
Total net cash distributions	\$732.90		
Comprising of:			
(A) Total cash from Goodman Logistics (HK) Limited	\$162.35	2024 DIV	
(B) Total cash from Goodman Limited (GL)	Nil		
(C) Total cash from Goodman Industrial Trust (GIT)	\$570.55	2023 DIST	

Please retain this statement for income tax purposes.

298003_08_V2

Update your information:

www.investorcentre.com/au/contact

✉ Computershare Investor Services Pty Limited

GPO Box 2975 Melbourne

Victoria 3001 Australia

Enquiries: (within Australia) 1-300-ishare (474 273)
(international) +61 3 9415 4695

085254 000 IAA



MR PAUL ANTHONY DWYER &
MRS AMANDA JANE DWYER
<PATAK PROVIDENT FUND A/C>
15 RIVERBANK ROAD
BAIRNSDALE VIC 3875

TFN/ABN Status: Quoted

Holder Identification Number (HIN)

HIN WITHHELD

ATTRIBUTION MANAGED INVESTMENT TRUST MEMBER ANNUAL TAX STATEMENT FOR YEAR ENDED 30 JUNE 2023

The following tax return items are valid for Australian resident individual unitholders only.

PART A – SUMMARY OF 2023 TAX RETURN (SUPPLEMENTARY SECTION) ITEMS

Item	Tax Return Label	Tax Attribution Amount
Share of non-primary production income	13U	\$0.00
Franked distributions from trusts	13C	\$0.00
Share of franking credits from franked dividends	13Q	\$0.00
Share of credit for TFN amounts withheld	13R	\$0.00
Share of credit for foreign resident withholding amounts	13A	\$0.00
Net capital gain	18A	\$9.71
Total current year capital gains	18H	\$19.42
Assessable foreign source income	20E	\$981.20
Other net foreign source income	20M	\$981.20
Foreign income tax offset	20O	\$147.24

12.95 ✓
✓

PART B – COMPONENTS OF DISTRIBUTION

Item	Cash Distribution	Tax Paid/Offsets	Tax Attribution
Australian income			
Unfranked distributions			\$0.00
Unfranked CFI distributions			\$0.00
Interest (subject to non resident WHT)			\$0.01
Interest (not subject to non resident WHT)			\$0.00
Other income - clean building MIT income			\$0.00
Other income - excluded from NCMI			\$0.00
Other income - NCMI			\$0.00
Other income			\$0.00
Non primary production income			\$0.10
Franked distributions		\$0.00	\$0.00
Capital gains			
Discounted capital gains TAP - clean building MIT income			\$0.00
Discounted capital gains TAP - excluded from NCMI			\$0.00
Discounted capital gains TAP - NCMI			\$0.00
Discounted capital gains TAP			\$0.00
Discounted capital gains NTAP			\$9.71
Capital gains – other method TAP - clean building MIT income			\$0.00
Capital gains – other method TAP - excluded from NCMI			\$0.00
Capital gains – other method TAP - NCMI			\$0.00
Capital gains – other method TAP			\$0.00
Capital gains – other method NTAP			\$0.00
Net capital gain			\$9.71
AMIT CGT gross up amount			\$9.71
Total current year capital gains			\$19.42
Foreign income			
Assessable foreign source income		\$147.24	\$981.20
Other non-assessable amounts			
Non-assessable non-exempt amount			\$0.00
Gross amount	\$853.48		\$1,000.72
AMIT cost base net amount - excess (reduce cost base)			\$0.00
AMIT cost base net amount - shortfall (increase cost base)			\$0.00
Less TFN amounts withheld	\$0.00		
Less non-resident withholding tax			
- Interest / dividend amounts withheld	\$0.00		
- Fund payment amounts withheld	\$0.00		
Net cash distribution	\$853.48		

\$853.48

To assist you in completing your tax return, you may refer to the iShares tax booklet available here:

<https://www.blackrock.com/au/individual/literature/tax-information/australian-tax-booklet-for-australian-domiciled-ishares-etfs-en-au.pdf>

23800

NDQ



Responsible Entity: Betashares Capital Ltd
ABN 78 139 566 868 | AFSL 341181
ARSN 169 907 564

All Registry communications to:
C/- Link Market Services Limited
Locked Bag A14, Sydney, South, NSW, 1235
Telephone: +61 1300 202 738
ASX Code: NDQ
Email: betashares@linkmarketservices.com.au
Website: www.linkmarketservices.com.au



034 353421

MR PAUL ANTHONY DWYER &
MRS AMANDA JANE DWYER
<PATAK PROVIDENT FUND A/C>
15 RIVERBANK ROAD
BAIRNSDALE VIC 3875

Date: 31 July 2023
Reference No.: X*****3545

BETASHARES NASDAQ 100 ETF
Attribution Managed Investment Trust Member Annual Statement
for the year ended 30 June 2023



Part A : Summary of 2023 tax return (supplementary section) items for a resident individual

Tax return (supplementary section)	Amount	Tax return label
Share of net income from trusts, less net capital gains, foreign income and franked distributions	\$1.45 ✓	1CL
Franked distribution from trusts	\$0.00	1CC
Share of franking credits from franked dividends	\$0.00	1CD
Share of credit for tax file number amounts withheld from interest, dividends and unit trust	\$0.00	1CF
Share of credit for foreign resident withholding amounts (excluding capital gains)	\$0.00	1EA
Net capital gain	\$1,211.48	1EA
Total current year capital gains	\$2,422.96 1615.31	1EH
CFC Income	\$0.00	1EK
Assessable foreign source income	\$363.67	2GE
Other net foreign source income	\$363.67 ✓	2GJ
Australian franking credits from a New Zealand franking company	\$0.00	2GF
Foreign income tax offset *	\$123.98 ✓	2GD

*To work out your foreign income tax offset (FITO) entitlement, see the '20 Foreign source income and foreign assets or property' section of the Instructions for the 2023 Tax Return for Individuals (Supplementary Section) or the Guide to foreign tax offset rules 2023. The Betashares 2023 Tax Guide provides additional information on how to claim the correct Foreign Income Tax Offset.

Capital gains tax information - Additional information for item 18

	Amount	
Capital gains - Discounted method	\$2,422.96	(grossed up amount)
Capital gains - Other method	\$0.00	
Total current year capital gains	\$2,422.96	

23800
NDQ.

Part B: Components of attribution	Tax paid or franking credit gross up	Attributable amount
Australian Income		
Interest (subject to non - resident withholding tax)		\$1.43
Interest (not subject to non - resident withholding tax)		\$0.00
Dividends - unfranked amount declared to be CFI		\$0.00
Dividends - unfranked amount not declared to be CFI		\$0.00
Other assessable Australian income (Other)		\$0.02
Other assessable Australian income (NCMI)		\$0.00
Other assessable Australian income (Excluded from NCMI)		\$0.00
Other assessable Australian income (CBMI)		\$0.60
Non-primary production income		\$1.45
Dividends - Franked amount (Franked distributions)	\$0.00	\$0.00
Capital Gains		
Capital gains - Discounted method TAP (Other)		\$0.00
Capital gains - Discounted method TAP (NCMI)		\$0.00
Capital gains - Discounted method TAP (Excluded from NCMI)		\$0.00
Capital gains - Discounted method TAP (CBMI)		\$0.00
Capital gains - Discounted method NTAP		\$1,211.48
Taxable foreign capital gains - Discounted method	\$0.00	\$0.00
Capital gains - Other method TAP (Other)		\$0.00
Capital gains - Other method TAP (NCMI)		\$0.00
Capital gains - Other method TAP (Excluded from NCMI)		\$0.00
Capital gains - Other method TAP (CBMI)		\$0.00
Capital gains - Other method NTAP		\$0.00
Taxable foreign capital gains - Other method	\$0.00	\$0.00
Net capital gains	\$0.00	\$1,211.48
AMIT CGT gross up amount		\$1,211.48
Other capital gains distribution		\$0.00
Total current year capital gains	\$0.00	\$2,422.96
Foreign income		
Other net foreign source income	\$123.98	\$363.67
Assessable foreign source income	\$123.98	\$363.67
Australian franking credit from a New Zealand franking company	\$0.00	\$0.00
CFC income		\$0.00
Total foreign income	\$123.98	\$363.67
Non-assessable amounts		
Net exempt income		\$0.00
Non-assessable non-exempt amount		\$0.00
Other non-attributable amounts		\$0.00
Total Non-assessable amounts		\$0.00
Cash distribution		
		Cash amounts
Gross cash distribution		\$2,664.10
Less: TFN amounts withheld		\$0.00
Less: Non-resident tax withheld on interest and dividends		\$0.00
Less: Non-resident tax withheld on fund payments		\$0.00
Net cash distribution		\$2,664.10
Tax offsets		
		Amount
Franking credit tax offset from Australian resident companies		\$0.00
Foreign income tax offset - Other net foreign source income		\$123.98
Foreign income tax offset - Taxable foreign capital gains - Discounted method		\$0.00
Foreign income tax offset - Taxable foreign capital gains - Other method		\$0.00
Australian franking credit from a New Zealand franking company		\$0.00
Total tax offsets		\$123.98
Attributed Managed Investment Trust (AMIT) cost base		
		Amount
AMIT cost base net amount - excess (decrease cost base)		\$0.00
AMIT cost base net amount - shortfall (increase cost base)		\$0.00

1615.31

Tax Guide

The Annual Tax Guide contains general information about how to use this statement when you prepare your 2023 Tax Return. Where there are foreign capital gains and foreign tax paid on these gains, a calculation of Australian capital gains in respect of foreign CGT assets must be performed. The Betashares 2023 Tax Guide provides additional information on how to perform these calculations as well as how to claim the correct Foreign Income Tax Offset. To view the 2023 Tax Guide, please visit: www.betashares.com.au/tax-resources/

This statement contains important information. Please retain it for taxation purposes as a charge may be levied for replacement. To view or change your Unitholder details including FATCA and CRS self-certification, please visit our Investor Centre at www.linkmarketservices.com.au

Stay informed with the latest investment news, economic insights, and portfolio construction information. Subscribe to Betashares' weekly newsletter www.betashares.com.au/subscribe

23800
TCL
1

Transurban

Transurban Holdings Limited ABN 86 098 143 429
 Transurban Infrastructure Management Limited ABN 27 098 147 678
 As responsible entity of Transurban Holding Trust ARSN 098 807 419
 Transurban International Limited ABN 90 121 746 825

Update Your Information

 www.computershare.com.au/easyupdate/tcl

 **Computershare Investor Services Pty Limited**
 GPO Box 2975 Melbourne
 Victoria 3001 Australia

 (within Australia) 1300 360 146
 (international) +61 3 9415 4315

029824 000 TCL

MR PAUL ANTHONY DWYER &
 MRS AMANDA JANE DWYER
 <PATAK PROVIDENT FUND A/C>
 15 RIVERBANK ROAD
 BAIRNSDALE VIC 3875

Holder Identification
 Number (HIN)

HIN WITHHELD

Annual Tax Statement

TRIPLE STAPLED SECURITIES - DISTRIBUTIONS

Australian resident individual investors should use the below Tax Statement to assist in completing their 2023 Income Tax Return. This Annual Tax Statement should be read in conjunction with the Transurban Tax Statement Guide, available on the Transurban website at www.transurban.com/investor-centre/distributions-and-tax/tax-guides. If an investor has a tax year ending on a date other than 30 June, they should seek advice from their tax adviser.

Transurban Holding Trust ("THT") is an Attribution Managed Investment Trust ("AMIT") for the year ended 30 June 2023. It is required to provide you with an AMIT Member Annual ("AMMA") Statement. This Annual Tax Statement is also your AMMA Statement in respect of your security holding in THT during the year ended 30 June 2023. This AMMA Statement also provides a reasonable estimate of the AMIT cost base net amount for the year ended 30 June 2023.

This Annual Tax Statement and accompanying notes are not intended to be tax advice and investors should consult a professional tax adviser if necessary for completion of income tax returns.

PART A: SUMMARY OF 2023 INCOME TAX RETURN FOR INDIVIDUAL (INCLUDING SUPPLEMENTARY SECTIONS)

Item	Australian Resident Individual Tax Return Label	Total
Dividends - Franked	11T	\$113.38 ✓
Franking credit	11U 1649.75	\$48.59 ✓
Share of non-primary production income	13U	\$1,478.11 ✓
Franked distributions from trusts	13C	\$9.67 ✓
Share of franking credits from franked dividends	13Q	\$2.90 ✓
Share of credit for TFN amounts withheld	13R 5149	\$0.00
Share of credit for foreign resident withholding amounts	13A	\$0.00
Net capital gain	18A	\$4.61 ✓
Total current year capital gains	18H	\$9.22 ✓

PART B: COMPONENTS

Dividend - Transurban Holdings Limited ¹	30 June 2022 (paid August 2022)	31 December 2022 (paid February 2023)	Total
Dividends - Franked	\$113.38	\$0.00	\$113.38
Franking Credit / Tax Offset	\$48.59	\$0.00	\$48.59
Distribution - Transurban Holding Trust ² Assessable Australian Income (Attribution Amounts)	31 December 2022 (paid February 2023)	30 June 2023 (paid August 2023)	Total
Interest Income	\$365.35	\$335.44	\$700.79
Rent and Other Income ³	\$367.65	\$371.66	\$739.31
Non-Concessional MIT Income (NCMI)	\$17.01	\$21.00	\$38.01
Discounted Capital Gains TARP	\$0.00	\$4.61	\$4.61
Other Capital Gains Distribution	\$0.00	\$4.61	\$4.61
Franked Distribution	\$0.00	\$6.77	\$6.77
Franking Credit / Tax Offset	\$0.00	\$2.90	\$2.90
Other - Transurban Holding Trust ⁴	31 December 2022 (paid February 2023)	30 June 2023 (paid August 2023)	Total
Non-Assessable Amount	\$752.28	\$984.96	\$1,737.24
TFN / ABN Withholding	\$0.00	\$0.00	\$0.00
AMIT Withholding	\$0.00	\$0.00	\$0.00
Non-Resident Withholding	\$0.00	\$0.00	\$0.00

299181_EC/02/02/059865/1

299181_22_VZ

23800
TCL
2-

Net Cash Distribution For The Year - Transurban Holding Trust⁴

Gross Distribution (paid February 2023)	\$1,502.29
Tax withheld	\$0.00
Gross Distribution (paid August 2023)	\$1,729.05
Tax withheld	\$0.00
Net cash distributions applicable to the year ended 30 June 2023	\$3,231.34

DIV + 113.58
3344.72

PART C: AMIT COST BASE ADJUSTMENTS - Transurban Holding Trust⁴

AMIT cost base net increase amount	\$0.00
AMIT cost base net decrease amount	\$1,737.24

Notes:

1. This dividend represents the payment from Transurban Holdings Limited ABN 86 098 143 429.
2. This distribution represents the payment from Transurban Holding Trust ABN 30 169 362 255.
3. Rent and Other Income includes amounts that are 'Excluded from NCMI'. 'Excluded from NCMI' refers to amounts that would have been NCMI but are not NCMI due to the application of any of the following provisions:
 - Subsection 12-437(5) in Schedule 1 to the *Taxation Administration Act 1953* ("TAA 1953") – approved economic infrastructure facility exception;
 - Section 12-440 in Schedule 1 to the TAA 1953 – MIT cross staple arrangement income transitional provisions.
4. These disclosures relate to the distribution from Transurban Holding Trust ABN 30 169 362 255.

23800
VAS:



ABN 72 072 881 086. AFS License 227263.

Vanguard® Australian Shares Index ETF

Contact Us:

Online:
www.investorcentre.com/au/contact

By Mail:
Computershare Investor Services Pty Limited
GPO Box 2975 Melbourne
Victoria 3001 Australia

Enquiries:

(within Australia) 1300 757 905
(international) +61 3 9415 4813

Holder Identification Number (HIN)

HIN WITHHELD

186507 000 VAS



MR PAUL ANTHONY DWYER &
MRS AMANDA JANE DWYER
<PATAK PROVIDENT FUND A/C>
15 RIVERBANK ROAD
BAIRNSDALE VIC 3875

ATTRIBUTION MANAGED INVESTMENT TRUST MEMBER ANNUAL TAX STATEMENT FOR YEAR ENDED 30 JUNE 2023

The following tax return items are valid for Australian resident individual unitholders only.

PART A – SUMMARY OF 2023 TAX RETURN (SUPPLEMENTARY SECTION) ITEMS

Item	Tax Return Label	Amount
Share of net income from trusts, less net capital gains, foreign income and franked distributions	13U	\$476.72
Franked distributions from trusts	13C	\$5,223.90
Share of franking credits from franked dividends	13Q	\$1,596.44
Share of credit for TFN amounts withheld	13R	\$0.00
Share of credit for foreign resident withholding amounts	13A	\$0.00
Net capital gain	18A	\$0.00
Total current year capital gains	18H	\$0.00
Assessable foreign source income	20E	\$102.60
Other net foreign source income	20M	\$102.60
Foreign income tax offset	20O	\$5.16

PART B – COMPONENTS OF ATTRIBUTION

Item	Cash Distribution	Tax Paid/Offsets	Attribution
Australian Income			
Unfranked distributions	\$86.23		\$86.23
Unfranked CFI distributions	\$316.68		\$316.68
Interest - subject to non resident WHT	\$27.43		\$27.43
Interest - not subject to non resident WHT	\$0.00		\$0.00
Other income - clean building MIT income	\$0.73		\$0.73
Other income - excluded from NCM1	\$0.95		\$0.95
Other income - NCM1	\$7.69		\$7.69
Other income	\$57.00		\$57.00
Non primary production income	\$496.71		\$496.71
Franked distributions	\$3,624.88	\$1,596.44	\$5,223.90
Capital Gains			
Discounted capital gains TAP - clean building MIT income	\$0.00		\$0.00
Discounted capital gains TAP - excluded from NCM1	\$0.00		\$0.00
Discounted capital gains TAP - NCM1	\$0.00		\$0.00
Discounted capital gains TAP	\$0.00		\$0.00
Discounted capital gains NTAP	\$11.49		\$11.49
Capital gains - other method TAP - clean building MIT income	\$0.00		\$0.00
Capital gains - other method TAP - excluded from NCM1	\$0.00		\$0.00
Capital gains - other method TAP - NCM1	\$0.00		\$0.00
Capital gains - other method TAP	\$0.00		\$0.00
Capital gains - other method NTAP	\$0.00		\$0.00
Net capital gain	\$11.49		\$11.49
AMIT CGT gross up amount			\$0.00
Other capital gains distribution	\$11.49		\$11.49
Total current year capital gains	\$22.98		\$22.98
Foreign Income			
Assessable foreign source income	\$97.39	\$5.16	\$102.60
Other Non-assessable Amounts			
Non-assessable non-exempt amount	\$0.00		\$0.00
Net exempt income	\$0.00		\$0.00
Other non-attributable amounts	\$0.00		\$0.00
Gross Amount	\$4,241.96		\$5,803.22
AMIT cost base net amount - excess (reduce cost base)			\$40.34
AMIT cost base net amount - shortfall (increase cost base)			\$3.00
Less TFN amounts withheld	\$0.00		\$0.00
Less non-resident withholding tax			\$0.00
- Interest / dividend amounts withheld	\$0.00		\$0.00
- Fund payment amounts withheld	\$0.00		\$0.00
Net Cash Distribution	\$4,241.96		

PLEASE RETAIN THIS STATEMENT FOR INCOME TAX PURPOSES

197COST_EMA_25/186507/539519

289662_01_1/2

23800
VCF



ABN 72 072 881 086. AFS License 227263.

Vanguard® International Credit Securities Index (Hedged) ETF

Contact Us:

Online:
www.investorcentre.com/au/contact

By Mail:
Computershare Investor Services Pty Limited
GPO Box 2975 Melbourne
Victoria 3001 Australia

Enquiries:

(within Australia) 1300 757 905
(international) +61 3 9415 4813

Holder Identification Number (HIN)

HIN WITHHELD

186505 000 VCF



MR PAUL ANTHONY DWYER &
MRS AMANDA JANE DWYER
<PATAK PROVIDENT FUND A/C>
15 RIVERBANK ROAD
BAIRNSDALE VIC 3875

ATTRIBUTION MANAGED INVESTMENT TRUST MEMBER ANNUAL TAX STATEMENT FOR YEAR ENDED 30 JUNE 2023

The following tax return items are valid for Australian resident individual unitholders only.

PART A – SUMMARY OF 2023 TAX RETURN (SUPPLEMENTARY SECTION) ITEMS

Item	Tax Return Label	Amount
Share of net income from trusts, less net capital gains, foreign income and franked distributions	13U	\$0.00
Franked distributions from trusts	13C	\$0.00
Share of franking credits from franked dividends	13Q	\$0.00
Share of credit for TFN amounts withheld	13R	\$0.00
Share of credit for foreign resident withholding amounts	13A	\$0.00
Net capital gain	18A	\$0.00
Total current year capital gains	18H	\$0.00
Assessable foreign source income	20E	\$0.00
Other net foreign source income	20M	\$0.00
Foreign income tax offset	20O	\$0.00

PART B – COMPONENTS OF ATTRIBUTION

Item	Cash Distribution	Tax Paid/Offsets	Attribution
Australian Income			
Unfranked distributions	\$0.00		\$0.00
Unfranked CFI distributions	\$0.00		\$0.00
Interest - subject to non resident WHT	\$0.00		\$0.00
Interest - not subject to non resident WHT	\$0.00		\$0.00
Other income - clean building MIT income	\$0.00		\$0.00
Other income - excluded from NCM1	\$0.00		\$0.00
Other income - NCM1	\$0.00		\$0.00
Other income	\$0.00		\$0.00
Non primary production income	\$0.00		\$0.00
Franked distributions	\$0.00	\$0.00	\$0.00
Capital Gains			
Discounted capital gains TAP - clean building MIT income	\$0.00		\$0.00
Discounted capital gains TAP - excluded from NCM1	\$0.00		\$0.00
Discounted capital gains TAP - NCM1	\$0.00		\$0.00
Discounted capital gains TAP	\$0.00		\$0.00
Discounted capital gains NTAP	\$0.00		\$0.00
Capital gains - other method TAP - clean building MIT income	\$0.00		\$0.00
Capital gains - other method TAP - excluded from NCM1	\$0.00		\$0.00
Capital gains - other method TAP - NCM1	\$0.00		\$0.00
Capital gains - other method TAP	\$0.00		\$0.00
Capital gains - other method NTAP	\$0.00		\$0.00
Net capital gain	\$0.00		\$0.00
AMIT CGT gross up amount			\$0.00
Other capital gains distribution	\$0.00		\$0.00
Total current year capital gains	\$0.00		\$0.00
Foreign Income			
Assessable foreign source income	\$0.00	\$0.00	\$0.00
Other Non-assessable Amounts			
Non-assessable non-exempt amount	\$0.00		\$0.00
Net exempt income	\$0.00		\$0.00
Other non-attributable amounts	\$318.46		
Gross Amount	\$318.46		\$0.00
AMIT cost base net amount - excess (reduce cost base)			\$318.46
AMIT cost base net amount - shortfall (increase cost base)			\$0.00
Less TFN amounts withheld	\$0.00		
Less non-resident withholding tax			
- Interest / dividend amounts withheld	\$0.00		
- Fund payment amounts withheld	\$0.00		
Net Cash Distribution	\$318.46		

PLEASE RETAIN THIS STATEMENT FOR INCOME TAX PURPOSES



ABN 72 072 881 086. AFS License 227263.

Vanguard® Australian Shares High Yield ETF

186506 000 VHY



MR PAUL ANTHONY DWYER &
MRS AMANDA JANE DWYER
<PATAK PROVIDENT FUND A/C>
15 RIVERBANK ROAD
BAIRNSDALE VIC 3875

Contact Us:

Online:
www.investorcentre.com/au/contact

By Mail:
Computershare Investor Services Pty Limited
GPO Box 2975 Melbourne
Victoria 3001 Australia

Enquiries:

(within Australia) 1300 757 905
(international) +61 3 9415 4813

Holder Identification Number (HIN)

HIN WITHHELD

23800
VHY

ATTRIBUTION MANAGED INVESTMENT TRUST MEMBER ANNUAL TAX STATEMENT FOR YEAR ENDED 30 JUNE 2023

The following tax return items are valid for Australian resident individual unitholders only.

PART A – SUMMARY OF 2023 TAX RETURN (SUPPLEMENTARY SECTION) ITEMS

Item	Tax Return Label	Amount
Share of net income from trusts, less net capital gains, foreign income and franked distributions	13U	\$440.64
Franked distributions from trusts	13C	\$7,865.33
Share of franking credits from franked dividends	13Q	\$2,456.83
Share of credit for TFN amounts withheld	13R	\$0.00
Share of credit for foreign resident withholding amounts	13A	\$0.00
Net capital gain	18A	\$75.67
Total current year capital gains	18H	\$151.34
Assessable foreign source income	20E	\$59.92
Other net foreign source income	20M	\$59.92
Foreign income tax offset	20O	\$0.00

PART B – COMPONENTS OF ATTRIBUTION

Item	Cash Distribution	Tax Paid/Offsets	Attribution
Australian Income			
Unfranked distributions	\$124.35		\$39.53
Unfranked CFI distributions	\$337.28		\$338.93
Interest - subject to non resident WHT	\$7.58		\$39.13
Interest - not subject to non resident WHT	\$0.00		\$0.00
Other income - clean building MIT income	\$0.00		\$0.00
Other income - excluded from NCM1	\$0.00		\$0.00
Other income - NCM1	\$12.91		\$22.93
Other income	\$10.67		\$0.00
Non primary production income	\$492.79		\$440.64
Franked distributions	\$5,381.88	\$2,456.83	\$7,865.33
Capital Gains			
Discounted capital gains TAP - clean building MIT income	\$0.00		\$0.00
Discounted capital gains TAP - excluded from NCM1	\$0.00		\$0.00
Discounted capital gains TAP - NCM1	\$0.00		\$0.00
Discounted capital gains TAP	\$0.00		\$0.00
Discounted capital gains NTAP	\$0.00		\$75.67
Capital gains – other method TAP - clean building MIT income	\$0.00		\$0.00
Capital gains – other method TAP - excluded from NCM1	\$0.00		\$0.00
Capital gains – other method TAP - NCM1	\$0.00		\$0.00
Capital gains – other method TAP	\$0.00		\$0.00
Capital gains – other method NTAP	\$0.00		\$0.00
Net capital gain	\$0.00		\$75.67
AMIT CGT gross up amount			\$75.67
Other capital gains distribution	\$0.00		\$0.00
Total current year capital gains	\$0.00		\$151.34
Foreign Income			
Assessable foreign source income	\$59.63	\$0.00	\$59.92
Other Non-assessable Amounts			
Non-assessable non-exempt amount	\$0.00		\$0.00
Net exempt income	\$0.00		\$0.00
Other non-attributable amounts	\$0.00		\$0.00
Gross Amount	\$5,934.30		\$8,517.23
AMIT cost base net amount - excess (reduce cost base)			\$0.00
AMIT cost base net amount - shortfall (increase cost base)			\$126.15
Less TFN amounts withheld	\$0.00		\$0.00
Less non-resident withholding tax			\$0.00
- Interest / dividend amounts withheld	\$0.00		\$0.00
- Fund payment amounts withheld	\$0.00		\$0.00
Net Cash Distribution	\$5,934.30		

PLEASE RETAIN THIS STATEMENT FOR INCOME TAX PURPOSES

197COST_EMA_25/186506/559516

239982_01_V2



ABN 72 072 881 086. AFS License 227263.
Vanguard® US Total Market Shares Index ETF



23800
VTS

All correspondence to:
Computershare Investor Services Pty Limited
GPO Box 2975 Melbourne
Victoria 3001 Australia
Enquiries (within Australia) 1300 757 905
(outside Australia) +61 3 9415 4813
Facsimile +61 2 8235 8209
www.investorcentre.com/contact
www.computershare.com

019212 000 VTS



MR PAUL ANTHONY DWYER &
MRS AMANDA JANE DWYER
<PATAK PROVIDENT FUND A/C>
15 RIVERBANK ROAD
BAIRNSDALE VIC 3875

Holder Identification Number (HIN)

HIN WITHHELD

ASX Code VTS
TFN/ABN Status Not Required
Record Date 27 March 2023
Payment Date 26 April 2023

Vanguard US Total Market Shares Index ETF
Dividend Payment for the Period Ending 31 March 2023
Direct Credit Advice

Class Description	Rate Per Security	Securities Held	Total Dividend (US\$)
ETF	\$0.7862	133	\$104.56
		Gross Amount (US\$):	\$104.56
		Non-resident withholding tax (US\$):	\$15.68
		NET PAYMENT (US\$):	\$88.88
		NET PAYMENT (AUD\$):	\$131.48

Currency Conversion Rate
1 US\$ = AUD\$1.479290

A withholding tax of 15% has been applied to the dividend payment.

Note: You should retain this statement to assist you in preparing your tax return. Please keep this in a safe place as a charge may be levied for a replacement. If you require a payment to be re-issued, you may be charged an administrative fee which will be deducted from your payment. Fees are applicable to certain types of payments valued at over \$100 AUD.

For additional information regarding the dividend, including estimated tax components and Fund Payment information, please visit the Announcements section of the Vanguard Investments Australia web page www.vanguard.com.au/etf

Your Payment Instruction

Bank: MACQUARIE BANK LTD
BSB: 182-512
ACC: XXXXXXXX36

Amount Deposited

AUD\$131.48 ✓

+ 136.52
268.00

If payment cannot be made to the above instruction, a Direct Credit form will be forwarded to your registered address and your dividend entitlement shown above will be held as a non-interest bearing deposit until your new direct credit instructions are received.

23880

VTS

2



ABN 72 072 881 086. AFS License 227263.

Vanguard® US Total Market Shares Index ETF



All correspondence to:
Computershare Investor Services Pty Limited
GPO Box 2975 Melbourne
Victoria 3001 Australia
Enquiries (within Australia) 1300 757 905
(outside Australia) +61 3 9415 4813
Facsimile +61 2 8235 8209
www.investorcentre.com/contact
www.computershare.com

018941 000 VTS



MR PAUL ANTHONY DWYER &
MRS AMANDA JANE DWYER
<PATAK PROVIDENT FUND A/C>
15 RIVERBANK ROAD
BAIRNSDALE VIC 3875

Holder Identification Number (HIN)

HIN WITHHELD

ASX Code VTS
TFN/ABN Status Not Required
Record Date 27 June 2023
Payment Date 24 July 2023

Vanguard US Total Market Shares Index ETF
Dividend Payment for the Period Ending 30 June 2023
Direct Credit Advice

Class Description	Rate Per Security	Securities Held	Total Dividend (US\$)
ETF	\$0.8265	133	\$109.92
		Gross Amount (US\$):	\$109.92
		Non-resident withholding tax (US\$):	\$16.49
		NET PAYMENT (US\$):	\$93.43
		NET PAYMENT (AUD\$):	\$136.52

Currency Conversion Rate
1 US\$ = AUD\$1.461219

A withholding tax of 15% has been applied to the dividend payment.

Note: You should retain this statement to assist you in preparing your tax return. Please keep this in a safe place as a charge may be levied for a replacement. If you require a payment to be re-issued, you may be charged an administrative fee which will be deducted from your payment. Fees are applicable to certain types of payments valued at over \$100 AUD.

For additional information regarding the dividend, including estimated tax components and Fund Payment information, please visit the Announcements section of the Vanguard Investments Australia web page www.vanguard.com.au/etf

Your Payment Instruction

Bank: MACQUARIE BANK LTD
BSB: 182-512
ACC: XXXXXXX36

Amount Deposited

AUD\$136.52 ✓

If payment cannot be made to the above instruction, a Direct Credit form will be forwarded to your registered address and your dividend entitlement shown above will be held as a non-interest bearing deposit until your new direct credit instructions are received.

23800
27 AU

Global X S&P/ASX 200 High Dividend ETF

ACN 150 433 828

MR PAUL ANTHONY DWYER &
MRS AMANDA JANE DWYER
<PATAK PROVIDENT FUND A/C>

Attribution Managed Investment Trust Member
For Year Ended 30 June 2023

HIN WITHELD

The following tax return items are valid for Australian resident individual unitholders only.

Part A – Summary of 2023 Tax Return (Supplementary Section) Items

Item	Tax Return Label	Tax Attribution Amount
Share of net income from trusts, less net capital gains, foreign income and franked distributions	13U	\$1,151.72 ✓
Franked distributions from trusts	13C	\$2,783.32 ✓
Share of franking credits from franked dividends	13Q	\$698.40 ✓
Share of credit for TFN amounts withheld	13R	\$0.00
Share of credit for foreign resident withholding amounts	13A	\$0.00
Net capital gain	18A	\$0.00
Total current year capital gains	18H	\$0.00
Assessable foreign source income	20E	\$184.37
Other net foreign source income	20M	\$184.37 ✓
Foreign income tax offset	20O	\$19.47 ✓

Part B – Components of Distribution

Item	Cash Distribution	Tax Paid/Offsets	Tax Attribution
Australian income			
Unfranked distributions			\$1,101.46
Unfranked CFI distributions			\$49.93
Interest (subject to non resident WHT)			\$0.33
Interest (not subject to non resident WHT)			\$0.00
Other income – clean building MIT			\$0.00
Other income – excluded from NCMI			\$0.00
Other income – NCMI			\$0.00
Other income			\$0.00
Non primary production income			\$1,151.72
Franked distributions		\$698.40	\$2,733.32
Capital gains			
Discounted capital gains TAP			\$0.00
Discounted capital gains NTAP		\$0.00	\$0.00
Capital gains – other method TAP			\$0.00
Capital gains – other method NTAP			\$0.00
Net capital gain			\$0.00
AMIT CGT gross up amount		\$0.00	\$0.00
Total current year capital gains		\$0.00	\$0.00
Foreign income			
Assessable foreign source income		\$19.47	\$134.37
Other non-assessable amounts			
Non-assessable non-exempt amount			\$0.00
Gross amount	\$3,462.85		\$4,119.41
AMIT cost base net amount – excess (reduce cost base)			\$51.31
AMIT cost base net amount – shortfall (increase cost base)			\$0.00
Less TFN amounts withheld	\$0.00		
Less non-resident withholding tax			
- Interest / dividend amounts withheld	\$0.00		
- Fund payment amounts withheld	\$0.00		
Net cash distribution	\$3,462.85		

Please Retain This Statement For Income Tax Purposes

Global X S&P 500 High Yield Low Volatility ETF

ACN 150 433 828

MR PAUL ANTHONY DWYER &
MRS AMANDA JANE DWYER
<PATAK PROVIDENT FUND A/C>

28800
2408

Attribution Managed Investment Trust Member
For Year Ended 30 June 2023

HIN WITHHELD

The following tax return items are valid for Australian resident individual unitholders only.

Part A – Summary of 2023 Tax Return (Supplementary Section) Items

Item	Tax Return Label	Tax Attribution Amount
Share of net income from trusts, less net capital gains, foreign income and franked distributions	13U	\$1.70 ✓
Franked distributions from trusts	13C	\$0.00
Share of franking credits from franked dividends	13Q	\$0.00
Share of credit for TFN amounts withheld	13R	\$0.00
Share of credit for foreign resident withholding amounts	13A	\$0.00
Net capital gain	18A	\$796.38 1061.24 ✓
Total current year capital gains	18H	\$1,592.15
Assessable foreign source income	20E	\$2,503.49 ✓
Other net foreign source income	20M	\$2,503.49
Foreign income tax offset	20O	\$383.57 ✓

Part B – Components of Distribution

Item	Cash Distribution	Tax Paid/Offsets	Tax Attribution
Australian income			\$0.00
Unfranked distributions			\$0.00
Unfranked CFI distributions			\$1.70
Interest (subject to non resident WHT)			\$0.00
Interest (not subject to non resident WHT)			\$0.00
Other income – clean building MIT			\$0.30
Other income – excluded from NCMI			\$0.30
Other income – NCMI			\$0.00
Other income			\$1.70
Non primary production income		\$0.00	\$0.00
Franked distributions			
Capital gains			\$0.00
Discounted capital gains TAP		\$0.00	\$796.08
Discounted capital gains NTAP			\$0.00
Capital gains – other method TAP			\$0.00
Capital gains – other method NTAP			\$796.08
Net capital gain		\$0.00	\$796.08
AMIT CGT gross up amount		\$0.00	\$1,592.16
Total current year capital gains		\$0.00	\$1,592.16
Foreign income		\$383.57	\$2,503.49
Assessable foreign source income			
Other non-assessable amounts			\$0.00
Non-assessable non-exempt amount			
Gross amount	\$3,713.78		\$4,097.35
AMIT cost base net amount – excess (reduce cost base)			\$0.00
AMIT cost base net amount – shortfall (increase cost base)			\$0.00
Less TFN amounts withheld	\$0.00		
Less non-resident withholding tax			
- Interest / dividend amounts withheld	\$0.00		
- Fund payment amounts withheld	\$0.00		
Net cash distribution	\$3,713.78 ✓		

Please Retain This Statement For Income Tax Purposes

PATAK Provident Fund
Dividend Reconciliation Report
For The Period 01 July 2022 - 30 June 2023

Date	Net Payment Received	Australian Income			Foreign Income			Withheld		
		Unfranked	Franked	Franking Credits	Foreign Income	Foreign Credits	NZ Credits	TFN Withheld	Non-Resident	LIC Deduction
Shares in Listed Companies										
BHP.AX BHP										
23/09/2022	3,493.47	0.00	3,493.47	1,497.20						
30/03/2023	2,743.64	0.00	2,743.64	1,175.85						
	6,237.11	0.00	6,237.11	2,673.05						
CBA.AX Commonwealth Bank										
29/09/2022	1,564.50	0.00	1,564.50	670.50						
30/03/2023	1,564.50	0.00	1,564.50	670.50						
	3,129.00	0.00	3,129.00	1,341.00						
COL.AX Coles										
28/09/2022	953.10	0.00	953.10	408.47						
30/03/2023	1,143.72	0.00	1,143.72	490.17						
	2,096.82	0.00	2,096.82	898.64						
CSL.AX CSL										
05/10/2022	414.96	373.46	41.50	17.79						
05/04/2023	382.66	382.66	0.00	0.00						
	797.62	756.12	41.50	17.79						

23900

PATAK Provident Fund
Dividend Reconciliation Report

For The Period 01 July 2022 - 30 June 2023

Date	Net Payment Received	Australian Income			Foreign Income			Withheld		
		Unfranked	Franked	Franking Credits	Foreign Income	Foreign Credits	NZ Credits	TFN Withheld	Non-Resident LIC Deduction	
MQG.AX Macquarie										
04/07/2022	1,354.50	812.70	541.80	232.20						
13/12/2022	1,161.00	696.60	464.40	199.03						
	2,515.50	1,509.30	1,006.20	431.23						
NAB.AX National Bank										
05/07/2022	1,560.74	0.00	1,560.74	668.89						
14/12/2022	1,667.64	0.00	1,667.64	714.70						
	3,228.38	0.00	3,228.38	1,383.59						
OZL.AX Oz Minerals										
16/09/2022	311.12	0.00	311.12	133.34						
	311.12	0.00	311.12	133.34						
RIO.AX Rio Tinto										
21/09/2022	2,643.69	0.00	2,643.69	1,133.01						
20/04/2023	2,249.52	0.00	2,249.52	964.08						
	4,893.21	0.00	4,893.21	2,097.09						
RMD.AX Resmed Inc										
21/09/2022	137.00			137.80						

PATAK Provident Fund
Dividend Reconciliation Report
For The Period 01 July 2022 - 30 June 2023

Date	Net Payment Received	Australian Income			Foreign Income			Withheld		
		Unfranked	Franked	Franking Credits	Foreign Income	Foreign Credits	NZ Credits	TFN Withheld	Non-Resident	LIC Deduction
15/12/2022	143.77	143.77								
16/03/2023	137.16	137.16								
15/06/2023	141.97	141.97								
	560.50	560.50								
VEU.AX Vanguard Etf - CDI										
20/07/2022	559.27	559.27	0.00	0.00						
18/10/2022	272.16	272.16								
20/01/2023	579.24	579.24	0.00	0.00						
20/04/2023	110.79	110.79	0.00	0.00						
	1,521.46	1,521.46	0.00	0.00						
WBC.AX Westpac Bank										
20/12/2022	1,671.04	0.00	1,671.04	716.16						
27/06/2023	2,296.70	0.00	2,296.70	984.30						
	3,967.74	0.00	3,967.74	1,700.46						
WDS.AX Woodside Energy										
06/10/2022	3,749.30	0.00	3,749.30	1,606.84						
05/04/2023	5,049.91	0.00	5,049.91	2,164.25						

PATAK Provident Fund
Dividend Reconciliation Report
 For The Period 01 July 2022 - 30 June 2023

Date	Net Payment Received	Australian Income			Foreign Income			Withheld		
		Unfranked	Franked	Franking Credits	Foreign Income	Foreign Credits	NZ Credits	TFN Withheld	Non-Resident	LIC Deduction
	8,799.21	0.00	8,799.21	3,771.09						
WES.AX Wesfarmers										
06/10/2022	1,687.00	0.00	1,687.00	723.00						
28/03/2023	1,484.56	0.00	1,484.56	636.24						
	3,171.56	0.00	3,171.56	1,359.24						
	41,229.23	4,347.38	36,881.85	15,806.52						
TOTAL	41,229.23	4,347.38	36,881.85	15,806.52						

Tax Return Reconciliation

	Totals	Tax Return Label
Unfranked	4,347.38	J
Franked Dividends	36,881.85	K
Franking Credits	15,806.52	L



BHP Group Limited
 600 49 014 029 077

142941 000 BHP



MR PAUL ANTHONY DWYER &
 MRS AMANDA JANE DWYER
 <PATAK PROVIDENT FUND A/C>
 15 RIVERBANK ROAD
 BAIRNSDALE VIC 3875

Update Your Details:



www.computershare.com.au/investor



(within Australia) 1300 656 780
 (outside Australia) +61 3 9415 4020



Computershare Investor Services Pty Limited
 GPO Box 2975 Melbourne
 Victoria 3001 Australia

Your Shareholding

SHARE CLASS	HOLDER NUMBER
Ordinary Shares	HIN WITHHELD
TFN/ABN STATUS	DIRECT CREDIT REF NO
Quoted	521692
RECORD DATE	PAYMENT DATE
2 September 2022	22 September 2022

You must keep this document for your tax records.

BHP Group Limited Shares

FY2022 Final Dividend Payment - Dividend Statement & Direct Credit Advice

The statement below represents your final dividend for the full year ended 30 June 2022. This dividend is paid at the rate of US\$1.75 (equivalent to A\$2.55183878) per share on your holding of fully paid ordinary shares, registered in your name and entitled to participate as at the Record Date. This dividend has been franked in Australia at a rate of 100% and the company tax rate used to determine the franking credit is 30%. All amounts are in Australian dollars, except where indicated.

Amount per Security	Number of Securities	Franked Amount	Unfranked Amount	Gross Payment
A\$2.55183878	1,369	A\$3,493.47	A\$0.00	A\$3,493.47
Net Payment				A\$3,493.47
Australian Franking Credit				A\$1,497.20

Your Payment Instruction

MACQUARIE BANK LTD
 BSB: 182-512
 Account Number: XXXXXXXX36

Amount Deposited

A\$3,493.47 ✓

If payment cannot be made to the above instruction, you will be issued with a cheque in the same currency as the Amount Deposited.



BHP Group Limited
ABN 49 004 028 077

Update your details
 www.computershare.com.au/investor

(within Australia) 1300 656 780
(outside Australia) +61 3 9415 4020

Computershare Investor Services Pty Limited
GPO Box 2975 Melbourne
Victoria 3001 Australia

H 144713 000 BHP



MR PAUL ANTHONY DWYER &
MRS AMANDA JANE DWYER
<PATAK PROVIDENT FUND A/C>
15 RIVERBANK ROAD
BAIRNSDALE VIC 3875

Your Shareholding

SHARE CLASS	HOLDER NUMBER
Ordinary Shares	HIN WITHHELD
TFN/ABN STATUS	DIRECT CREDIT REF NO
Quoted	509515
RECORD DATE	PAYMENT DATE
10 March 2023	30 March 2023

You must keep this document for your tax records.

BHP Group Limited Shares

FY2023 Interim Dividend Payment - Dividend Statement & Direct Credit Advice

The statement below represents your interim dividend for the half year ended 31 December 2022. This dividend is paid at the rate of 90 US cents (equivalent to A\$1.36363636) per share on your holding of fully paid ordinary shares, registered in your name and entitled to participate as at the Record Date. This dividend has been franked in Australia at a rate of 100% and the company tax rate used to determine the franking credit is 30%. All amounts are in Australian dollars, except where indicated.

Amount per Security	Number of Securities	Franked Amount	Unfranked Amount	Gross Payment
A\$1.36363636	2,012	A\$2,743.64	A\$0.00	A\$2,743.64
Net Payment				A\$2,743.64
Australian Franking Credit				A\$1,175.85

Your Payment Instruction

MACQUARIE BANK LTD
BSB: 182-512
Account Number: XXXXXXXX36

Amount Deposited

A\$2,743.64 ✓

If payment cannot be made to the above instruction, you will be issued with a cheque in the same currency as the Amount Deposited.

Payment Advice

**Commonwealth
Bank**

ASN 48 123 123 124

All Registry communications to:
Commonwealth Bank of Australia
Locked Bag A14, Sydney South, NSW, 1235
Telephone: 1800 022 440
ASX Code: **CBA**
Email: cba@linkmarketservices.com.au
Website: www.linkmarketservices.com.au

COMMONWEALTH BANK OF AUSTRALIA

ASN: 48 123 123 124

MR PAUL ANTHONY DWYER & MRS AMANDA JANE DWYER
<PATAK PROVIDENT FUND A/C>
5 RIVERBANK ROAD
SAFFORDS VIC
3675

DIVIDEND STATEMENT

Reference No.: X*****3545
Payment Date: 29 September 2022
Record Date: 18 August 2022

Security Description	Dividend Rate per Share	Participating Shares	Unfranked Amount	Franked Amount	Total Payment	Franking Credit
CBA - ORDINARY SHARES	\$2.10	745	\$0.00	\$1,564.50	\$1,564.50	\$670.50
					Less Withholding Tax	\$0.00
					Net Amount	AUD 1,564.50
					Represented By:	
					Direct Credit amount	AUD 1,564.50 ✓

BANKING INSTRUCTIONS

The amount of AUD 1,564.50 was deposited to the bank account detailed below:

MACQUARIE BANK

AJ DWYER & PA DWYER ATF PATAK PROVIDENT FUND
BSB: 182-512 ACC: *****9836

DIRECT CREDIT REFERENCE NO.: 1280983150

FRANKING INFORMATION

Franked Rate per Share \$2.10
Franking Percentage 100%
Company Tax Rate 30%

New Zealand Imputation Credit in NZD

Attached to this dividend is a New Zealand Imputation Credit of NZ\$0.10 per share. The only Commonwealth Bank shareholders who may obtain benefits from the New Zealand Imputation Credits are New Zealand resident taxpayers who meet certain other requirements. If you require further information, we recommend you talk to your tax advisor or the New Zealand Inland Revenue Department.

For the avoidance of doubt, the offer of the Dividend Reinvestment Plan (DRP) to the public in New Zealand is made in compliance with Australian law and any code, rules or other requirements relating to the offer of the DRP in Australia.

The total amount together with the franking credit (if any) should be disclosed as assessable income in your Australian tax return.

Note: You may require this statement for taxation purposes. All investors should seek independent advice relevant to their own particular circumstances.

Please ensure your details are current by viewing and updating via the online service centre.

Payment Advice

Commonwealth Bank

ASN 48 123 123 124

All Registry communications to:
Commonwealth Bank of Australia
Locked Bag A14, Sydney South, NSW, 1235
Telephone: 1800 022 440
ASX Code: CBA
Email: cba@linkmarketservices.com.au
Website: www.linkmarketservices.com.au

DIVIDEND STATEMENT

Reference No.: X*****3545
Payment Date: 30 March 2023
Record Date: 23 February 2023

COMMONWEALTH BANK OF AUSTRALIA

ASN 48 123 123 124

ANTHONY DWYER & MRS AMANDA JANE DWYER
PROVIDENT FUND A/C
BANK ROAD
SALE VIC

Description	Dividend Rate per Share	Participating Shares	Unfranked Amount	Franked Amount	Total Payment	Franking Credit
ORDINARY SHARES	\$2.10	745	\$0.00	\$1,564.50	\$1,564.50	\$670.50

Less Withholding Tax

\$0.00

Net Amount

AUD 1,564.50

Represented By:

Direct Credit amount

AUD 1,564.50 ✓

BANKING INSTRUCTIONS

The amount of AUD 1,564.50 was deposited to the bank account detailed below:

MACQUARIE BANK

AJ DWYER & PA DWYER ATF PATAK PROVIDENT FUND
BSB: 182-512 ACC: *****9836

DIRECT CREDIT REFERENCE NO.: 1291491273

FRANKING INFORMATION

Franked Rate per Share \$2.10
Franking Percentage 100%
Company Tax Rate 30%

New Zealand Imputation Credit in NZD

\$74.50

Attached to this dividend is a New Zealand Imputation Credit of NZ\$0.10 per share. The only Commonwealth Bank shareholders who may obtain benefits from the New Zealand Imputation Credits are New Zealand resident taxpayers who meet certain other requirements. If you require further information, we recommend you talk to your tax adviser or the New Zealand Inland Revenue Department.

In the avoidance of doubt, the offer of the Dividend Reinvestment Plan (DRP) to the public in New Zealand is made in compliance with Australian law and any code, rules or other requirements relating to the offer of the DRP in Australia.

The total amount together with the franking credit (if any) should be disclosed as assessable income in your Australian tax return.

Note: You may require this statement for taxation purposes. All investors should seek independent advice relevant to their own particular circumstances.

Please ensure your details are current by viewing and updating via the online service centre.



103733 000 COL



MR PAUL ANTHONY DWYER &
MRS AMANDA JANE DWYER
<PATAK PROVIDENT FUND A/C>
15 RIVERBANK ROAD
BAIRNSDALE VIC 3875

Update your information:

Online:
www.computershare.com.au/easyUpdate/COL

By Mail:
Computershare Investor Services Pty Limited
GPO Box 2975 Melbourne
Victoria 3001 Australia

Enquiries:

Phone:
(within Australia) 1300 171 785
(outside Australia) +61 3 9415 4078

Holder Identification Number (HIN)
HIN WITHHELD

ASX Code	COL
TFN/ABN Status	Quoted
Record Date	5 September 2022
Payment Date	28 September 2022
Direct Credit Ref. No.	1165991

Dividend Statement — Final Dividend

The statement below represents your final dividend for the year ended 26 June 2022.

The final dividend of 30 cents per share is payable on ordinary shares registered in your name and entitled to participate as at the Record Date 5 September 2022. For income tax purposes the dividend is fully franked (100 per cent) at the tax rate of 30 per cent.

Class Description	Amount per Security	Number of Securities	Franked Amount	Unfranked Amount	Gross Payment
Ordinary shares	A\$0.30	3,177	A\$953.10	A\$0.00	A\$953.10
Net Payment					A\$953.10
Franking Credit					A\$408.47

Important Notes

- You should retain this statement to assist you in preparing your tax return.
- Non-resident shareholders - the franked amount is not subject to withholding tax. As there is no unfranked amount, there is no withholding tax on this dividend.

Your Payment Instruction

MACQUARIE BANK LTD	
BSB	182-512
Account number	XXX000X36
Amount Deposited	A\$953.10



103106 000 COL



MR PAUL ANTHONY DWYER &
MRS AMANDA JANE DWYER
<PATAK PROVIDENT FUND A/C>
15 RIVERBANK ROAD
BAIRNSDALE VIC 3875

Update your information:



Online:
www.computershare.com.au/easyupdate/COL



By Mail:
Computershare Investor Services Pty Limited
GPO Box 2975 Melbourne
Victoria 3001 Australia

Enquiries:



Phone:
(within Australia) 1300 171 785
(outside Australia) +61 3 9415 4078

Holder Identification Number (HIN)
HIN WITHHELD

ASX Code	COL
TFN/ABN Status	Quoted
Record Date	3 March 2023
Payment Date	30 March 2023
Direct Credit Ref. No.	158108

Dividend Statement — Interim Dividend

The statement below represents your interim dividend for the half-year ended 1 January 2023.

The interim dividend of 36 cents per share is payable on ordinary shares registered in your name and entitled to participate as at the Record Date 3 March 2023. For income tax purposes the dividend is fully franked (100 per cent) at the tax rate of 30 per cent.

Class Description	Amount per Security	Number of Securities	Franked Amount	Unfranked Amount	Gross Payment
Ordinary shares	A\$0.36	3,177	A\$1,143.72	A\$0.00	A\$1,143.72
Net Payment					A\$1,143.72
Franking Credit					A\$490.17



Important Notes

- You should retain this statement to assist you in preparing your tax return.
- Non-resident shareholders - the franked amount is not subject to withholding tax. As there is no unfranked amount, there is no withholding tax on this dividend.

Your Payment Instruction

MACQUARIE BANK LTD	
BSB	182-512
Account number	XXXXXXXX36
Amount Deposited	A\$1,143.72 ✓



CSL LIMITED
ABN 99 051 588 348

072302 000 CSL



MR PAUL ANTHONY DWYER &
MRS AMANDA JANE DWYER
<PATAK PROVIDENT FUND A/C>
15 RIVERBANK ROAD
BAIRNSDALE VIC 3875

Update your information:

Online:
www.computershare.com.au/easyupdate/CSL

By Mail:
Computershare Investor Services Pty Limited
GPO Box 2975 Melbourne
Victoria 3001 Australia

Enquiries:

(within Australia) 1800 646 882
(international) +61 3 9415 4178

Holder Identification Number (HIN)

HIN WITHHELD

Payment Date 5 October 2022
Record Date 7 September 2022
TFN/ABN Status Quoted
Direct Credit Reference No. 1079621

Calculations are in US Dollars
This payment is in Australian Dollars

NOTIFICATION OF THE FINAL DIVIDEND FOR THE YEAR ENDED 30 JUNE 2022

Dear Shareholder,

We are pleased to provide you with payment of the final dividend of US\$1.18 per share. This dividend is paid on the shares registered in your name and entitled to participate as at the record date.

This dividend is franked at the rate of 10% (US\$0.118) and the company tax rate used to determine the franking credit is 30%. This means the remaining 90% of the dividend is unfranked (US\$1.062). Non-resident withholding tax is not payable on the unfranked component of the dividend as it consists entirely of Conduit Foreign Income.

For Australian resident shareholders, we have indicated whether or not your tax file number or ABN has been received and recorded as at the record date.

This dividend is converted to AU currency at the rate of US\$1.00 = AU\$1.490091

Yours sincerely
Fiona Mead
Company Secretary

FINAL DIVIDEND	RATE	NO. OF SHARES	UNFRANKED AMOUNT	FRANKED AMOUNT	FRANKING CREDIT
Ordinary Shares	US\$1.18	236	US\$250.63	US\$27.85	US\$11.94



Important Notes:

- You should retain this statement to assist you in preparing your tax return.
- The dividend amounts, franking credits and any withholding tax, where applicable, are in US Dollars. For Australian income tax reporting purposes you will need to convert these amounts to Australian Dollars using the conversion rate of US\$1.00 = AU\$1.490091.

NET DIVIDEND PAYMENT	US\$278.48
CONVERTED NET PAYMENT	AU\$414.96 <input checked="" type="checkbox"/>

288597_02_V3

BANKING INSTRUCTIONS

MACQUARIE BANK LTD
BSB: 182-512 ACCOUNT NUMBER: XXXXXX36

IF PAYMENT CANNOT BE MADE TO THE ABOVE ACCOUNT, THE DIVIDEND AMOUNT WILL BE WITHHELD PENDING RECEIPT OF YOUR VALID DIRECT CREDIT INSTRUCTIONS.

Easy Update

www.computershare.com.au/easyupdate/CSL

- Review & update your securityholding
- Review & update your direct credit instructions
- Supply your Tax File Number

Your secure access information is:
SRN/HIN: HIN WITHHELD

PLEASE NOTE: For security reasons it is important that you keep your SRN/HIN confidential.



CSL LIMITED
 ABN 99 051 588 348

071969 000 CSL



MR PAUL ANTHONY DWYER &
 MRS AMANDA JANE DWYER
 <PATAK PROVIDENT FUND A/C>
 15 RIVERBANK ROAD
 BAIRNSDALE VIC 3875

Update your information:

Online:
www.computershare.com.au/easyupdate/CSL

By Mail:
 Computershare Investor Services Pty Limited
 GPO Box 2975 Melbourne
 Victoria 3001 Australia

Enquiries:

(within Australia) 1800 646 882
 (international) +61 3 9415 4178

Holder Identification Number (HIN)

HIN WITHHELD

Payment Date 5 April 2023
 Record Date 10 March 2023
 TFN/ABN Status Quoted
 Direct Credit Reference No. 973417

Calculations are in US Dollars
 This payment is in Australian Dollars

NOTIFICATION OF THE INTERIM DIVIDEND FOR THE HALF YEAR ENDED 31 DECEMBER 2022

Dear Shareholder,

We are pleased to provide you with payment of the interim dividend of US\$1.07 per share. This dividend is 100% unfranked and paid on the shares registered in your name and entitled to participate as at the record date.

Non-resident withholding tax is not payable on the unfranked component of the dividend as it consists entirely of Conduit Foreign Income.

For Australian resident shareholders, we have indicated whether or not your tax file number or ABN has been received and recorded as at the record date.

This dividend is converted to AU currency at the rate of US\$1.00 = AU\$1.515381.

Yours sincerely
 Fiona Mead
 Company Secretary

INTERIM DIVIDEND	RATE	NO. OF SHARES	UNFRANKED AMOUNT	FRANKED AMOUNT	FRANKING CREDIT
Ordinary Shares	US\$1.07	236	US\$252.52	US\$0.00	US\$0.00

Important Notes:

- You should retain this statement to assist you in preparing your tax return.
- The dividend amounts, franking credits and any withholding tax, where applicable, are in US Dollars. For Australian income tax reporting purposes you will need to convert these amounts to Australian Dollars using the conversion rate of US\$1.00 = AU\$1.515381.

NET DIVIDEND PAYMENT	US\$252.52
CONVERTED NET PAYMENT	AU\$382.66 ✓

295932_02_V2

BANKING INSTRUCTIONS

MACQUARIE BANK LTD
 BSB: 182-512 ACCOUNT NUMBER: XXXXXX36

IF PAYMENT CANNOT BE MADE TO THE ABOVE ACCOUNT, THE DIVIDEND AMOUNT WILL BE WITHHELD PENDING RECEIPT OF YOUR VALID DIRECT CREDIT INSTRUCTIONS.

Easy Update

www.computershare.com.au/easyupdate/CSL

- Review & update your securityholding
- Review & update your direct credit instructions
- Supply your Tax File Number

Your secure access information is:

SRN/HIN: HIN WITHHELD

PLEASE NOTE: For security reasons it is important that you keep your SRN/HIN confidential.



Macquarie Group Limited
 ABN 94 122 169 279

MACQUARIE

All Registry communications to:
 Link Market Services Limited
 Locked Bag A14
 Sydney South NSW 1235 Australia
 Telephone: +61 1300 554 096
 Email: macquarie@linkmarketservices.com.au
 Website: www.linkmarketservices.com.au



034 062368

**MR PAUL ANTHONY DWYER &
 MRS AMANDA JANE DWYER
 <PATAK PROVIDENT FUND A/C>
 15 RIVERBANK ROAD
 BAIRNSDALE VIC 3875**

Dividend Statement

ASX Code: MQG
Payment Date: 4 July 2022
Record Date: 17 May 2022
SRN/HIN: X*****3545
TFN/ABN Status: Quoted

Dear Shareholder,

This dividend statement is for your Macquarie Group Limited final ordinary dividend for the six months ended 31 March 2022.

This dividend is franked at 40% at the Australian corporate tax rate of 30%. Macquarie Group Limited declares the whole of the unfranked amount to be conduit foreign income.

Description	Dividend Rate per share \$	Shares Held	Unfranked Amount \$	Franked Amount \$	Gross Amount \$	Franking Credits \$
Ordinary Shares	3.50	387	812.70	541.80	1,354.50	232.20

✓

✓

✓

DIVIDEND REMITTED TO:

MACQUARIE BANK
 1 SHELLEY STREET
 SYDNEY NSW 2000
 BSB: ***-512
 ACC: *****9836
 Account Name: AMANDA JANE DWYER & PAUL ANTHONY DWYER ATF PATAK P
 Direct Credit Reference No.: 001277516736

Amount Deposited
 \$1,354.50

✓

IMPORTANT INFORMATION

See overleaf for instructions on how to update your details online.

This statement contains important information to assist you in preparing any tax returns you may be required to lodge.
 Please retain this statement for taxation purposes as a charge may be levied for replacement.



Macquarie Group Limited
 ABN 94 122 169 279

MACQUARIE

All Registry communications to:
 Link Market Services Limited
 Locked Bag A14
 Sydney South NSW 1235 Australia
 Telephone: +61 1300 554 096
 Email: macquarie@linkmarketservices.com.au
 Website: www.linkmarketservices.com.au



034 067613

MR PAUL ANTHONY DWYER &
 MRS AMANDA JANE DWYER
 <PATAK PROVIDENT FUND A/C>
 15 RIVERBANK ROAD
 BAIRNSDALE VIC 3875

Dividend Statement

ASX Code: MQG
 Payment Date: 13 December 2022
 Record Date: 8 November 2022
 SRN/HIN: X*****3545
 TFN/ABN Status: Quoted

Dear Shareholder,

This dividend statement is for your Macquarie Group Limited interim ordinary dividend for the six months ended 30 September 2022. This dividend is franked at 40% at the Australian corporate tax rate of 30%. Macquarie Group Limited declares the whole of the unfranked amount to be conduit foreign income.

Description	Dividend Rate per share \$	Shares Held	Unfranked Amount \$	Franked Amount \$	Gross Amount \$	Franking Credits \$
Ordinary Shares	3.00	387	696.60	464.40	1,161.00	199.03



DIVIDEND REMITTED TO:

MACQUARIE BANK
 1 SHELLEY STREET
 SYDNEY NSW 2000
 BSB: ***-512
 ACC: *****9836
 Account Name: AMANDA JANE DWYER & PAUL ANTHONY DWYER ATF PATAK P
 Direct Credit Reference No.: 001286018786

Amount Deposited
 \$1,161.00



IMPORTANT INFORMATION


See overleaf for instructions on how to update your details online.

This statement contains important information to assist you in preparing any tax returns you may be required to lodge. Please retain this statement for taxation purposes as a charge may be levied for replacement.



**national
australia
bank**

2022 Interim Dividend Statement

123191 000 NAB

 MR PAUL ANTHONY DWYER &
 MRS AMANDA JANE DWYER
 <PATAK PROVIDENT FUND A/C>
 15 RIVERBANK ROAD
 BAIRNSDALE VIC 3875

Contact our Share Registry

www.investorcentre.com/au

(in Australia) 1300 367 647
 (outside Australia) +61 3 9415 4299

Holder Identification Number (HIN)

HIN WITHHELD

Summary of key information

Payment Date	5 July 2022
Record Date	12 May 2022
TFN/ABN status	Quoted
ASX code	NAB
Direct Credit Reference No.	1171997

Interim Dividend for the year ending 30 September 2022

The dividend is 100% franked at the relevant Australian Corporate Tax Rate of 30%.

Ordinary Shares	Dividend Rate per Share	Unfranked Amount	Franked Amount	Franking Credit
2,138	73 cents	\$0.00	\$1,560.74	\$668.89

Dividend Summary

2,138 shares x 73 cents = \$1,560.74 ✓

Payment details

The cash dividend amount of \$1,560.74 has been credited to:

MACQUARIE BANK LTD
 BSB: 182-512 ACC: ****9836

Tax information

Australian resident shareholders

Franked Amount: This should be included in your assessable income.

Franking Credit: This may also need to be included in your assessable income.

This amount may be available as a tax offset to reduce your income tax liability.

If you are unsure of the tax treatment of your dividend, please contact your accountant or taxation adviser.

Dividend Amount **\$1,560.74** ✓



**national
australia
bank**

2022 Final Dividend Statement

124003 000 NAB



MR PAUL ANTHONY DWYER &
MRS AMANDA JANE DWYER
<PATAK PROVIDENT FUND A/C>
15 RIVERBANK ROAD
BAIRNSDALE VIC 3875

Contact our Share Registry

www.investorcentre.com/au

(in Australia) 1300 367 647
(outside Australia) +61 3 9415 4299

Holder Identification Number (HIN)

X0085173545

Summary of key information

Payment Date	14 December 2022
Record Date	16 November 2022
TFN/ABN status	Quoted
ASX code	NAB
Direct Credit Reference No.	664081

Final Dividend for the year ended 30 September 2022

The dividend is 100% franked at the relevant Australian Corporate Tax Rate of 30%.

Ordinary Shares	Dividend Rate per Share	Unfranked Amount	Franked Amount	Franking Credit	Dividend Summary
2,138	78 cents	\$0.00	\$1,667.64	\$714.70	2,138 shares x 78 cents = \$1,667.64

Payment details

The cash dividend amount of \$1,667.64 has been credited to:

MACQUARIE BANK LTD
BSB: 182-512 ACC: *****9836

Tax information

Australian resident shareholders

Franked Amount: This should be included in your assessable income.

Franking Credit: This may also need to be included in your assessable income.

This amount may be available as a tax offset to reduce your income tax liability.

New Zealand tax resident shareholders

New Zealand tax law requires us to notify shareholders that New Zealand imputation credits have been attached to this dividend at a rate of NZ\$0.07 per share. These credits are only relevant for shareholders required to file a New Zealand income tax return.

The aggregate of the dividend amount together with the attached New Zealand imputation credits is NZ\$1,966.05.

If you are unsure of the tax treatment of your dividend, please contact your accountant or taxation adviser.

Dividend Amount **\$1,667.64**

Payment Advice



All Registry communications to:
 C/- Link Market Services Limited
 Locked Bag A14, Sydney South, NSW, 1235
 Telephone: 1300 554 474
 ASX Code: OZL
 Email: registrars@linkmarketservices.com.au
 Website: www.linkmarketservices.com.au

OZ MINERALS LIMITED

ABN: 40 005 482 824
 MR PAUL ANTHONY DWYER & MRS AMANDA JANE DWYER
 <PATAK PROVIDENT FUND A/C>
 15 RIVERBANK ROAD
 BUNNINGS VIC
 3825

DIVIDEND STATEMENT

Reference No.: X*****3545
 Payment Date: 16 September 2022
 Record Date: 01 September 2022

Security Description	Dividend Rate per Share	Participating Shares	Unfranked Amount	Franked Amount	Total Payment	Franking Credit
OZL - FULLY PAID ORDINARY	\$0.08	3,889	\$0.00	\$311.12	\$311.12	\$133.34
					\$0.00	
					AUD 311.12	
					AUD 311.12	✓

BANKING INSTRUCTIONS

The amount of AUD 311.12 was deposited to the bank account detailed below:

MACQUARIE BANK
 AJ DWYER & PA DWYER ATF PATAK PROVIDENT FUND
 BSB: 182-512 ACC: *****9836
 DIRECT CREDIT REFERENCE NO.: 1283768070

FRANKING INFORMATION

Franked Rate per Share \$0.08
 Franking Percentage 100%
 Company Tax Rate 30%

The total amount together with the franking credit (if any) should be disclosed as assessable income in your Australian tax return.

Note: You may require this statement for taxation purposes. All investors should seek independent advice relevant to their own particular circumstances.
 Please ensure your details are current by viewing and updating via the online service centre.

I- 039500 000 RIO



MR PAUL ANTHONY DWYER &
MRS AMANDA JANE DWYER
<PATAK PROVIDENT FUND A/C>
15 RIVERBANK ROAD
BAIRNSDALE VIC 3875

Payable Date	30 June 2022
Half Year Ended	Quoted
Tax File Number	689 ✓
Shareholding	383.70 cents
AUD Dividend Rate Per Share	\$2,643.69
AUD Franked Dividend Payable	\$0.00
AUD Unfranked Dividend Payable	\$1,133.01
AUD Franking Credits	\$0.00
AUD Tax Withheld	\$2,643.69 ✓
AUD Dividend Amount	
Shareholder helpline number:	1800 813 292
New Zealand holders:	0800 450 740
International shareholders:	+61 (3) 9415 4030
www.investorcentre.com/rio	
Computershare Investor Services Pty Ltd, GPO Box 2975, Melbourne VIC 3001 Australia	

Dividend advice - Interim dividend for the half year ended 30 June 2022

Dear shareholder,

On 27 July 2022 Rio Tinto declared a 2022 interim dividend of 383.70 Australian cents per share (equivalent to 267.00 US cents). A payment has been made to your nominated bank account in accordance with your details shown below.

The dividend is payable on ordinary shares registered in your name and entitled to participate as at the record date of 12 August 2022. For income tax purposes this dividend is fully franked (100 per cent) at the tax rate of 30 per cent.

Yours sincerely

Tim Paine
Joint Company Secretary

BANKING INSTRUCTION
MACQUARIE BANK LTD
BSB: 182-512 ACC: XXXXXX36

Date Payable: 22 September 2022
Payment Amount: \$2,643.69

Please retain this dividend statement for your records.

Manage your holdings online: Register at www.investorcentre.com/rio

Elect direct credit payment and electronic communications at Investor Centre, our free self-service website is available 24/7. Manage your shareholdings online, the easy way!

View any outstanding payments



Change payment options



Switch to ecommunications



View your Shareholding



Change your address



288585 BC/039500/039500/r

999

Rio Tinto

Rio Tinto Limited
ABN 96 004 458 404

039875 000 RIO



MR PAUL ANTHONY DWYER &
MRS AMANDA JANE DWYER
<PATAK PROVIDENT FUND A/C>
15 RIVERBANK ROAD
BAIRNSDALE VIC 3875

Dividend Statement

Holder Identification Number	HIN WITHHELD
Record Date	10 March 2023
Payable Date	20 April 2023
Year Ended	31 December 2022
Tax File Number	Quoted
Shareholding	689
AUD Dividend Rate Per Share	326.49 cents
AUD Franked Dividend Payable	\$2,249.52
AUD Unfranked Dividend Payable	\$0.00
AUD Franking Credits	\$964.08
AUD Tax Withheld	\$0.00
AUD Dividend Amount	\$2,249.52 ✓

Shareholder helpline number: 1800 813 292
New Zealand holders: 0800 450 740
International shareholders: +61 (3) 9415 4030
www.investorcentre.com/rio
Computershare Investor Services Pty Ltd, GPO Box 2975, Melbourne VIC 3001 Australia

Dividend advice - Final dividend for the year ended 31 December 2022

Dear shareholder,

On 22 February 2023 Rio Tinto declared a 2022 final dividend of 326.49 Australian cents per share (equivalent to 225.00 US cents). A payment has been made to your nominated bank account in accordance with your details shown below.

The dividend is payable on ordinary shares registered in your name and entitled to participate as at the record date of 10 March 2023. For income tax purposes this dividend is fully franked (100 per cent) at the tax rate of 30 per cent.

Yours sincerely

Tim Paine
Joint Company Secretary

BANKING INSTRUCTION
MACQUARIE BANK LTD
BSB: 182-512 ACC: XXXXXX36

Date Payable: 20 April 2023
Payment Amount: \$2,249.52

Please retain this dividend statement for your records.

Manage your holdings online: Register at www.investorcentre.com/rio

Select direct credit payment and electronic communications at Investor Centre, our free self-service website is available 24/7. Manage your shareholdings online, the easy way!

View any outstanding payments



Change payment options



Switch to ecommunications



View your Shareholding



Change your address



Update your TFN



296529_BC/039875/039875/i

28eb9a_02_V2



ResMed
ResMed Inc.
ABN 46 064 514 852

014520 034 RMD



MR PAUL ANTHONY DWYER &
MRS AMANDA JANE DWYER
<PATAK PROVIDENT FUND A/C>
15 RIVERBANK ROAD
BAIRNSDALE VIC 3875

Update your information:

Online:
www.investorcentre.com/au/contact

By Mail:
Computershare Investor Services Pty Limited
GPO Box 2975 Melbourne
Victoria 3001 Australia

Enquiries:

(within Australia) 1300 850 505
(international) +61 3 9415 4000

Holder Identification Number (HIN)

X 0085173545

ASX Code	RMD
Record Date	18 August 2022
Payment Date	22 September 2022
Direct Credit Reference No.	848021

2022 September Quarter Dividend

Dear Shareholder,

The payment below represents a quarterly dividend and is paid at a rate of US\$0.044 per fully paid CDI registered in your name as at the record date of 18 August 2022. Holders of CDIs receive an Australian dollar amount equivalent to US\$0.44 per US common stock, based on the USD:AUD exchange rate on the record date (US\$0.6915 = AU\$1.00) and reflecting the 10:1 ratio between CDIs and US common stock.

Class Description	Amount per Security	Number of Securities	Total Payment
CDI	US\$0.044	2,544	US\$111.94
		Non-Resident Withholding Tax	US\$16.79
		Net Payment	US\$95.15
		Converted Net Payment	AU\$137.60 ✓

PLEASE CONSIDER RECEIVING ONLINE SHAREHOLDER COMMUNICATIONS

Shareholders who receive online communications enjoy the benefits of quick and convenient communications including notifications of company results. Online communications help reduce the significant costs of paper and postage.

To apply for online statements, or to view or update your security holding details please visit: www.computershare.com.au/easyupdate/RMD. When in Investor Centre, if you wish to view your security holding log in using your SRN/HIN and postcode (if within Australia) or country (if outside Australia). For security purposes, if you wish to update your information you will be required to login as an existing user with your User ID and password or register as a new user and create a User ID and password.

A reduced withholding tax treaty rate of 15% has been claimed and applied to the dividend payment.

Note: You should retain this statement to assist you in preparing your tax return.

Your Payment Instruction

MACQUARIE BANK LTD
BSB: 182-512
Account Number: 967029836

Amount Deposited
AU\$137.60



014389 034 RMD



MR PAUL ANTHONY DWYER &
MRS AMANDA JANE DWYER
<PATAK PROVIDENT FUND A/C>
15 RIVERBANK ROAD
BAIRNSDALE VIC 3875

Update your information:

Online:
www.computershare.com.au/easyupdate/RMD

By Mail:
Computershare Investor Services Pty Limited
GPO Box 2975 Melbourne
Victoria 3001 Australia

Enquiries:

(within Australia) 1300 850 505
(international) +61 3 9415 4000

Holder Identification Number (HIN)

X 0085173545

ASX Code	RMD
Record Date	10 November 2022
Payment Date	15 December 2022
Direct Credit Reference No.	847404

2022 December Quarterly Dividend

Dear Shareholder,

The payment below represents a quarterly dividend and is paid at a rate of US\$0.044 per fully paid CDI registered in your name as at the record date of 10 November 2022. Holders of CDIs receive an Australian dollar amount equivalent to US\$0.44 per US common stock, based on the USD: AUD exchange rate on the record date (US\$0.6618 = AU\$1.00) and reflecting the 10:1 ratio between CDIs and US common stock.

Class Description	Amount per Security	Number of Securities	Total Payment
CDI	US\$0.044	2,544	US\$111.94
		Non-Resident Withholding Tax	US\$16.79
		Net Payment	US\$95.15
		Converted Net Payment	AU\$143.77 ✓

PLEASE CONSIDER RECEIVING ONLINE SHAREHOLDER COMMUNICATIONS

Shareholders who receive online communications enjoy the benefits of quick and convenient communications including notifications of company results. Online communications help reduce the significant costs of paper and postage.

To apply for online statements, or to view or update your security holding details please visit: www.computershare.com.au/easyupdate/RMD. When in Investor Centre, if you wish to view your security holding log in using your SRN/HIN and postcode (if within Australia) or country (if outside Australia). For security purposes, if you wish to update your information you will be required to login as an existing user with your User ID and password or register as a new user and create a User ID and password.

A reduced withholding tax treaty rate of 15% has been claimed and applied to the dividend payment.

Note: You should retain this statement to assist you in preparing your tax return.

Your Payment Instruction

MACQUARIE BANK LTD
BSB: 182-512
Account Number: 967029836

Amount Deposited
AU\$143.77 ✓



ResMed
ResMed Inc.
 ABN 46 064 514 852

016227 000 RMD



MR PAUL ANTHONY DWYER &
 MRS AMANDA JANE DWYER
 <PATAK PROVIDENT FUND A/C>
 15 RIVERBANK ROAD
 BAIRNSDALE VIC 3875

Update your information:

Online:
www.computershare.com.au/easyupdate/RMD

By Mail:
 Computershare Investor Services Pty Limited
 GPO Box 2975 Melbourne
 Victoria 3001 Australia

Enquiries:

(within Australia) 1300 850 505
 (international) +61 3 9415 4000

Holder Identification Number (HIN)

HIN WITHHELD

ASX Code RMD
 Record Date 9 February 2023
 Payment Date 16 March 2023
 Direct Credit Reference No. 847180

2023 March Quarterly Dividend

Dear Shareholder,

The payment below represents a quarterly dividend and is paid at a rate of US\$0.044 per fully paid CDI registered in your name as at the record date of 9 February 2023. Holders of CDIs receive an Australian dollar amount equivalent to US\$0.44 per US common stock, based on the USD:AUD exchange rate on the record date (US\$0.6937 = AU\$1.00) and reflecting the 10:1 ratio between CDIs and US common stock.

Class Description	Amount per Security	Number of Securities	Total Payment
CDI	US\$0.044	2,544	US\$111.94
		Non-Resident Withholding Tax	US\$16.79
		Net Payment	US\$95.15
		Converted Net Payment	AU\$137.16

VIEW OR UPDATE YOUR SECURITY HOLDING DETAILS ONLINE

To view your security holding details please visit www.computershare.com.au/easyupdate/RMD. When in Investor Centre, log in using your SRN/HIN and postcode (if within Australia) or country (if outside Australia). For security purposes, if you wish to update your information you will be required to login as an existing user with your User ID and password or register as a new user and create a User ID and password.

A reduced withholding tax treaty rate of 15% has been claimed and applied to the dividend payment

Note: You should retain this statement to assist you in preparing your tax return.

Your Payment Instruction

MACQUARIE BANK LTD
 BSB: 182-512
 Account Number: XXXXXXXX36

Amount Deposited

AU\$137.16 ✓



ResMed
ResMed Inc.
ABN 46 064 514 852

016471 000 RMD



MR PAUL ANTHONY DWYER &
MRS AMANDA JANE DWYER
<PATAK PROVIDENT FUND A/C>
15 RIVERBANK ROAD
BAIRNSDALE VIC 3875

Update your information:

Online:
www.computershare.com.au/easyupdate/RMD

By Mail:
Computershare Investor Services Pty Limited
GPO Box 2975 Melbourne
Victoria 3001 Australia

Enquiries:

(within Australia) 1300 850 505
(international) +61 3 9415 4000

Holder Identification Number (HIN)

HIN WITHHELD

ASX Code	RMD
Record Date	11 May 2023
Payment Date	15 June 2023
Direct Credit Reference No.	846690

2023 June Quarterly Dividend

Dear Shareholder,

The payment below represents a quarterly dividend and is paid at a rate of US\$0.044 per fully paid CDI registered in your name as at the record date of 11 May 2023. Holders of CDIs receive an Australian dollar amount equivalent to US\$0.44 per US common stock, based on the USD:AUD exchange rate on the record date (US\$0.6702 = AU\$1.00) and reflecting the 10:1 ratio between CDIs and US common stock.

Class Description	Amount per Security	Number of Securities	Total Payment
CDI	US\$0.044	2,544	US\$111.94
		Non-Resident Withholding Tax	US\$16.79
		Net Payment	US\$95.15
		Converted Net Payment	AU\$141.97

VIEW OR UPDATE YOUR SECURITY HOLDING DETAILS ONLINE

To view your security holding details please visit www.computershare.com.au/easyupdate/RMD. When in Investor Centre, log in using your SRN/HIN and postcode (if within Australia) or country (if outside Australia). For security purposes, if you wish to update your information you will be required to login as an existing user with your User ID and password or register as a new user and create a User ID and password.

A reduced withholding tax treaty rate of 15% has been claimed and applied to the dividend payment

Note: You should retain this statement to assist you in preparing your tax return.

Your Payment Instruction

MACQUARIE BANK LTD
BSB: 182-512
Account Number: XXXXXXX36

Amount Deposited

AU\$141.97 ✓



ABN 72 072 881 086. AFS License 227263.

Vanguard® All-World ex-US Shares Index ETF



All correspondence to:
Computershare Investor Services Pty Limited
GPO Box 2975 Melbourne
Victoria 3001 Australia
Enquiries (within Australia) 1300 757 905
(outside Australia) 61 3 9415 4813
Facsimile 61 2 8235 8209
www.investorcentre.com/contact
www.computershare.com

011241 000 VEU



MR PAUL ANTHONY DWYER &
MRS AMANDA JANE DWYER
<PATAK PROVIDENT FUND A/C>
15 RIVERBANK ROAD
BAIRNSDALE VIC 3875

Holder Identification Number (HIN)

HIN WITHHELD

ASX Code VEU
TFN/ABN Status Not Required
Record Date 23 June 2022
Payment Date 20 July 2022

**Vanguard All-World ex-US Shares Index ETF
Dividend Payment for the Period Ending 30 June 2022
Direct Credit Advice**

Class Description	Rate Per Security	Securities Held	Total Dividend (US\$)
ETF	\$0.5780	772	\$446.22
		Gross Amount (US\$):	\$446.22
		Non-resident withholding tax (US\$):	\$66.93
		NET PAYMENT (US\$):	\$379.29
		NET PAYMENT (AUD\$):	\$559.27

Currency Conversion Rate
1 US\$ = AUD\$1.474513

A withholding tax of 15% has been applied to the dividend payment.

Note: You should retain this statement to assist you in preparing your tax return. Please keep this in a safe place as a charge may be levied for a replacement. If you require a payment to be re-issued, you may be charged an administrative fee which will be deducted from your payment. Fees are applicable to certain types of payments valued at over \$100 AUD.

For additional information regarding the dividend, including estimated tax components and Fund Payment information, please visit the Announcements section of the Vanguard Investments Australia web page www.vanguard.com.au/etf

Your Payment Instruction

Bank: MACQUARIE BANK LTD
BSB: 182-512
ACC: XXXXXXXX36

Amount Deposited

AUD\$559.27 ✓

If payment cannot be made to the above instruction, a Direct Credit form will be forwarded to your registered address and your dividend entitlement shown above will be held as a non-interest bearing deposit until your new direct credit instructions are received.



ABN 72 072 881 086. AFS License 227263.

Vanguard® All-World ex-US Shares Index ETF



All correspondence to:
Computershare Investor Services Pty Limited
GPO Box 2975 Melbourne
Victoria 3001 Australia
Enquiries (within Australia) 1300 757 905
(outside Australia) 61 3 9415 4813
Facsimile 61 2 8235 8209
www.investorcentre.com/contact
www.computershare.com

┌ 013133 000 VEU



MR PAUL ANTHONY DWYER &
MRS AMANDA JANE DWYER
<PATAK PROVIDENT FUND A/C>
15 RIVERBANK ROAD
BAIRNSDALE VIC 3875

Holder Identification Number (HIN)

HIN WITHHELD

ASX Code VEU
TFN/ABN Status Not Required
Record Date 21 September 2022
Payment Date 18 October 2022

Vanguard All-World ex-US Shares Index ETF
Dividend Payment for the Period Ending 30 September 2022
Direct Credit Advice

Class Description	Rate Per Security	Securities Held	Total Dividend (US\$)
ETF	\$0.2613	772	\$201.72

Gross Amount (US\$):	\$201.72
Non-resident withholding tax (US\$):	\$30.26
NET PAYMENT (US\$):	\$171.46
NET PAYMENT (AUD\$):	\$272.16

Currency Conversion Rate
1 US\$ = AUD\$1.587302

A withholding tax of 15% has been applied to the dividend payment.

Note: You should retain this statement to assist you in preparing your tax return. Please keep this in a safe place as a charge may be levied for a replacement. If you require a payment to be re-issued, you may be charged an administrative fee which will be deducted from your payment. Fees are applicable to certain types of payments valued at over \$100 AUD.

For additional information regarding the dividend, including estimated tax components and Fund Payment information, please visit the Announcements section of the Vanguard Investments Australia web page www.vanguard.com.au/etf

Your Payment Instruction

Bank: MACQUARIE BANK LTD
BSB: 182-512
ACC: XXXXXX36

Amount Deposited

AUD\$272.16 ✓

If payment cannot be made to the above instruction, a Direct Credit form will be forwarded to your registered address and your dividend entitlement shown above will be held as a non-interest bearing deposit until your new direct credit instructions are received.



ABN 72 072 881 086. AFS License 227263.

Vanguard® All-World ex-US Shares Index ETF



All correspondence to:
Computershare Investor Services Pty Limited
GPO Box 2975 Melbourne
Victoria 3001 Australia
Enquiries (within Australia) 1300 757 905
(outside Australia) +61 3 9415 4813
Facsimile +61 2 8235 8209
www.investorcentre.com/contact
www.computershare.com



013279 000 VEU
MR PAUL ANTHONY DWYER &
MRS AMANDA JANE DWYER
<PATAK PROVIDENT FUND A/C>
15 RIVERBANK ROAD
BAIRNSDALE VIC 3875

Holder Identification Number (HIN)
HIN WITHHELD

ASX Code VEU
TFN/ABN Status Not Required
Record Date 21 December 2022
Payment Date 20 January 2023

**Vanguard All-World ex-US Shares Index ETF
Dividend Payment for the Period Ending 31 December 2022
Direct Credit Advice**

Class Description	Rate Per Security	Securities Held	Total Dividend (US\$)
ETF	\$0.6186	772	\$477.56

Gross Amount (US\$):	\$477.56
Non-resident withholding tax (US\$):	\$71.63
NET PAYMENT (US\$):	\$405.93
NET PAYMENT (AUD\$):	\$579.24

Currency Conversion Rate
1 US\$ = AUD\$1.426941

A withholding tax of 15% has been applied to the dividend payment.

Note: You should retain this statement to assist you in preparing your tax return. Please keep this in a safe place as a charge may be levied for a replacement. If you require a payment to be re-issued, you may be charged an administrative fee which will be deducted from your payment. Fees are applicable to certain types of payments valued at over \$100 AUD.

For additional information regarding the dividend, including estimated tax components and Fund Payment information, please visit the Announcements section of the Vanguard Investments Australia web page www.vanguard.com.au/etf

Your Payment Instruction

Bank: MACQUARIE BANK LTD
BSB: 182-512
ACC: XXXXXXXX36

Amount Deposited

AUD\$579.24 ✓

If payment cannot be made to the above instruction, a Direct Credit form will be forwarded to your registered address and your dividend entitlement shown above will be held as a non-interest bearing deposit until your new direct credit instructions are received.



ABN 72 072 881 086. AFS License 227263.

Vanguard® All-World ex-US Shares Index ETF



All correspondence to:
Computershare Investor Services Pty Limited
GPO Box 2975 Melbourne
Victoria 3001 Australia
Enquiries (within Australia) 1300 757 905
(outside Australia) +61 3 9415 4813
Facsimile +61 2 8235 8209
www.investorcentre.com/contact
www.computershare.com

013171 000 VEU



MR PAUL ANTHONY DWYER &
MRS AMANDA JANE DWYER
<PATAK PROVIDENT FUND A/C>
15 RIVERBANK ROAD
BAIRNSDALE VIC 3875

Holder Identification Number (HIN)

HIN WITHHELD

ASX Code VEU

TFN/ABN Status Not Required

Record Date 22 March 2023

Payment Date 20 April 2023

Vanguard All-World ex-US Shares Index ETF
Dividend Payment for the Period Ending 31 March 2023
Direct Credit Advice

Class Description	Rate Per Security	Securities Held	Total Dividend (US\$)
ETF	\$0.1150	772	\$88.78

Gross Amount (US\$):	\$88.78
Non-resident withholding tax (US\$):	\$13.32
NET PAYMENT (US\$):	\$75.46
NET PAYMENT (AUD\$):	\$110.79

Currency Conversion Rate
1 US\$ = AUD\$1.468213

A withholding tax of 15% has been applied to the dividend payment.

Note: You should retain this statement to assist you in preparing your tax return. Please keep this in a safe place as a charge may be levied for a replacement. If you require a payment to be re-issued, you may be charged an administrative fee which will be deducted from your payment. Fees are applicable to certain types of payments valued at over \$100 AUD.

For additional information regarding the dividend, including estimated tax components and Fund Payment information, please visit the Announcements section of the Vanguard Investments Australia web page www.vanguard.com.au/etf

Your Payment Instruction

Bank: MACQUARIE BANK LTD
BSB: 182-512
ACC: XXXXXXX36

Amount Deposited

AUD\$110.79 ✓

If payment cannot be made to the above instruction, a Direct Credit form will be forwarded to your registered address and your dividend entitlement shown above will be held as a non-interest bearing deposit until your new direct credit instructions are received.

All registry communications to:
Link Market Services Limited
Locked Bag A6015, Sydney South NSW 1235
Telephone (free in Australia): +61 1800 804 255
ASX Code: WBC
Email: westpac@linkmarketservices.com.au
Website: linkmarketservices.com.au



034 167985

MR PAUL ANTHONY DWYER &
MRS AMANDA JANE DWYER
<PATAK PROVIDENT FUND A/C>
15 RIVERBANK ROAD
BAIRNSDALE VIC 3875

Key details

Payment date: 20 December 2022
Record date: 18 November 2022
SRN/HIN: X*****3545
TFN/ABN status: RECEIVED AND RECORDED

Final dividend statement for the six months ended 30 September 2022

This dividend is 100% franked with Australian franking credits at the company tax rate of 30%.

Description	Participating holding	Dividend rate per share*	Unfranked amount	Franked amount	Total amount	Franking credit
Ordinary shares	2,611	64 cents	\$0.00	\$1,671.04	\$1,671.04	\$716.16
Net dividend amount					\$1,671.04	✓
***New Zealand Imputation Credit (NZIC)						NZD208.88

* The final dividend of 64 cents per share takes into consideration the cost of the Bank Levy which was equivalent to 7 cents per share over 2022.
All amounts are in Australian dollars unless otherwise stated.
*** Only relevant for New Zealand taxpayers.

PAYMENT INSTRUCTIONS

MACQUARIE BANK

BSB: 182-512

ACC: *****9836

ACCOUNT NAME: AJ DWYER & PA DWYER ATF PATAK PROVIDENT FUND

PAYMENT REFERENCE NUMBER: 001286497396

A payment has been made to the above account. If this account is not valid please turn over for instructions to update your details.

All registry communications to:
 Link Market Services Limited
 Locked Bag A6015, Sydney South NSW 1235
 Telephone (free in Australia): +61 1800 804 255
 ASX Code: WBC
 Email: westpac@linkmarketservices.com.au
 Website: linkmarketservices.com.au



034 170004

MR PAUL ANTHONY DWYER &
 MRS AMANDA JANE DWYER
 <PATAK PROVIDENT FUND A/C>
 15 RIVERBANK ROAD
 BAIRNSDALE VIC 3875

Key details

Payment date: 27 June 2023
Record date: 12 May 2023
SRN/HIN: X*****3545
TFN/ABN status: RECEIVED AND RECORDED

Interim dividend statement for the six months ended 31 March 2023

This dividend is 100% franked with Australian franking credits at the company tax rate of 30%.

Description	Participating holding	Dividend rate per share [#]	Unfranked amount	Franked amount	Total amount	Franking credit
Ordinary shares	3,281	70 cents	\$0.00	\$2,296.70	\$2,296.70	\$984.30
Net dividend amount					\$2,296.70	
***New Zealand Imputation Credit (NZIC)						NZD229.67

* The interim dividend of 70 cents per share takes into consideration the cost of the Bank Levy which was equivalent to 3 cents per share over 2023.
 All amounts are in Australian dollars unless otherwise stated.

*** Only relevant for New Zealand taxpayers.

PAYMENT INSTRUCTIONS

MACQUARIE BANK

BSB: 182-512


ACC: *****9836

ACCOUNT NAME: AJ DWYER & PA DWYER ATF PATAK PROVIDENT FUND

PAYMENT REFERENCE NUMBER: 001296401548

A payment has been made to the above account. If this account is not valid please turn over for instructions to update your details.

Please keep this statement for your tax records.
 It can also be accessed online in Link's Investor Centre, see over for login instructions.



Update Your Information:

www.investorcentre.com/wds

Computershare Investor Services Pty Limited
GPO Box 2975 Melbourne
Victoria 3001 Australia

1300 558 507 (within Australia)
+61 3 9415 4632 (outside Australia)

Holder Identification Number (HIN)

HIN WITHHELD

ASX Code
TFN/ABN Status
Record Date
Payment Date
Direct Credit Reference No.

WDS
Quoted
9 September 2022
6 October 2022
1005998

158099 000 WDS



MR PAUL ANTHONY DWYER &
MRS AMANDA JANE DWYER
<PATAK PROVIDENT FUND A/C>
15 RIVERBANK ROAD
BAIRNSDALE VIC 3875

DIVIDEND STATEMENT

The statement below represents your interim dividend for the half year ended 30 June 2022. This dividend is paid at the rate of US\$1.09 (equivalent to A\$1.59953041) per share on your holding of fully paid ordinary shares, registered in your name and eligible as at the record date 9 September 2022.

This dividend is fully franked (100%) at the tax rate of 30%.

Class Description	Amount per Security	Number of Securities	Franked Amount	Unfranked Amount	Total Payment
Ordinary Shares	A\$1.59953041	2,344	A\$3,749.30	A\$0.00	A\$3,749.30
Net Payment					A\$3,749.30
Australian Franking Credit					A\$1,606.84

VIEW OR UPDATE YOUR SECURITY HOLDING DETAILS ONLINE

To view your security holding details please visit www.investorcentre.com/wds. When in Investor Centre, log in using your SRN/HIN and postcode (if within Australia) or country (if outside Australia). For security purposes, if you wish to update your information you will be required to login as an existing user with your User ID and password or register as a new user and create a User ID and password.

Important Notes:


- You should retain this statement to assist you in preparing your tax return.
- If you require a replacement payment for any of your dividend payments, you may be charged a fee to cover the costs to reissue such payments.

YOUR PAYMENT INSTRUCTION

MACQUARIE BANK LTD
BSB: 182-512 Account number: XXXXXXX36

Amount Deposited
A\$3,749.30 ✓

If payment cannot be made to the above account, the dividend amount will be withheld pending receipt of your valid direct credit instructions.



180398 000 WDS



MR PAUL ANTHONY DWYER &
MRS AMANDA JANE DWYER
<PATAK PROVIDENT FUND A/C>
15 RIVERBANK ROAD
BAIRNSDALE VIC 3875

Update Your Information:

www.investorcentre.com/wds



Computershare Investor Services Pty Limited
GPO Box 2975 Melbourne
Victoria 3001 Australia



1300 558 507 (within Australia)
+61 3 9415 4632 (outside Australia)



Holder Identification Number (HIN)

HIN WITHHELD

ASX Code
TFN/ABN Status
Record Date
Payment Date
Direct Credit Reference No.

WDS
Quoted
9 March 2023
5 April 2023
1026344

DIVIDEND STATEMENT

The statement below represents your final dividend for the full year ended 31 December 2022. This dividend is paid at the rate of US\$1.44 (equivalent to A\$2.15439856) per share on your holding of fully paid ordinary shares, registered in your name and eligible as at the record date 9 March 2023.

This dividend is fully franked (100%) at the tax rate of 30%.

Class Description	Amount per Security	Number of Securities	Franked Amount	Unfranked Amount	Total Payment
Ordinary Shares	A\$2.15439856	2,344	A\$5,049.91	A\$0.00	A\$5,049.91
Net Payment					A\$5,049.91 ✓
Australian Franking Credit					A\$2,164.25

VIEW OR UPDATE YOUR SECURITY HOLDING DETAILS ONLINE

To view your security holding details please visit www.investorcentre.com/wds. When in Investor Centre, log in using your SRN/HIN and postcode (if within Australia) or country (if outside Australia). For security purposes, if you wish to update your information you will be required to login as an existing user with your User ID and password or register as a new user and create a User ID and password.

Important Notes:

1. You should retain this statement to assist you in preparing your tax return.
2. If you require a replacement payment for any of your dividend payments, you may be charged a fee to cover the costs to reissue such payments.

YOUR PAYMENT INSTRUCTION

MACQUARIE BANK LTD

BSB: 182-512 Account number: XXXXXX36

Amount Deposited

A\$5,049.91

If payment cannot be made to the above account, the dividend amount will be withheld pending receipt of your valid direct credit instructions.

Private and Confidential

088276 000 WES



MR PAUL ANTHONY DWYER &
 MRS AMANDA JANE DWYER
 <PATAK PROVIDENT FUND A/C>
 15 RIVERBANK ROAD
 BAIRNSDALE VIC 3875

Holder Identification Number (HIN)
HIN WITHHELD

Record Date	1 September 2022
Payment Date	6 October 2022
TFN/ABN Status	Quoted
Direct Credit Ref. No.	1126991
ASX Code	WES

Final Dividend

The statement below represents your final dividend for the year ended 30 June 2022. The dividend is fully-franked (100 per cent) for Australian income tax purposes at the corporate tax rate of 30 per cent.

Class Description	Amount per Security	Number of Securities	Franked Amount	Unfranked Amount	Gross Payment	Franking Credit
Ordinary Shares	A\$1.00	1,687	A\$1,687.00	A\$0.00	A\$1,687.00	A\$723.00
Total			A\$1,687.00	A\$0.00	A\$1,687.00	A\$723.00
Net Payment					A\$1,687.00	

Important Notes

- You should retain this statement to assist you in preparing your tax return.
- Shareholders should obtain their own professional advice on the tax implications of this dividend.

Non-Resident Shareholders

The Franked Amount is not subject to withholding tax.
 New Zealand imputation credits are not attached to this dividend.

Your Payment Instruction

MACQUARIE BANK LTD
 BSB: 182-512 Account number: XXXXXXXX36

Amount Deposited
A\$1,687.00

Private and Confidential

1- 089729 000 WES



MR PAUL ANTHONY DWYER &
 MRS AMANDA JANE DWYER
 <PATAK PROVIDENT FUND A/C>
 15 RIVERBANK ROAD
 BAIRNSDALE VIC 3875

Holder Identification Number (HIN)
HIN WITHHELD

Record Date	21 February 2023
Payment Date	28 March 2023
TFN/ABN Status	Quoted
Direct Credit Ref. No.	1121236
ASX Code	WES

Interim Dividend

The statement below represents your interim dividend for the half-year ended 31 December 2022. The dividend is fully-franked (100 per cent) for Australian income tax purposes at the corporate tax rate of 30 per cent.

Class Description	Amount per Security	Number of Securities	Franked Amount	Unfranked Amount	Gross Payment	Franking Credit
Ordinary Shares	A\$0.88	1,687	A\$1,484.56	A\$0.00	A\$1,484.56	A\$636.24
Total			A\$1,484.56	A\$0.00	A\$1,484.56	A\$636.24
Net Payment					A\$1,484.56	

Important Notes

1. You should retain this statement to assist you in preparing your tax return.
2. Shareholders should obtain their own professional advice on the tax implications of this dividend.

Non-Resident Shareholders

The Franked Amount is not subject to withholding tax.
 New Zealand imputation credits are not attached to this dividend.

Your Payment Instruction

MACQUARIE BANK LTD
 BSB: 182-512 Account number: XXXXXXXX36

Amount Deposited

A\$1,484.56 ✓

PATAK Provident Fund
SuperStream Contribution Data Report

For The Period 01 July 2022 - 30 June 2023

Transaction Date	Reference	Employer Org	Pay Period	Employer	Personal - NCC	Spouse & Child	Other Family & Friends	Any Other	Total
Dwyer, Amanda Jane									
22/12/2022	PC211222-193593221	BAIRNSDALE REGIONAL HEALTH SERVICE	05/12/2022 - 18/12/2022	992.66	0.00	0.00	0.00	0.00	992.66
05/01/2023	PC040123-194680803	BAIRNSDALE REGIONAL HEALTH SERVICE	19/12/2022 - 01/01/2023	947.29	0.00	0.00	0.00	0.00	947.29
19/01/2023	PC180123-196850820	BAIRNSDALE REGIONAL HEALTH SERVICE	02/01/2023 - 15/01/2023	982.79	0.00	0.00	0.00	0.00	982.79
02/02/2023	PC010223-100931360	BAIRNSDALE REGIONAL HEALTH SERVICE	16/01/2023 - 29/01/2023	1,054.03	0.00	0.00	0.00	0.00	1,054.03
16/02/2023	PC150223-166219725	BAIRNSDALE REGIONAL HEALTH SERVICE	30/01/2023 - 12/02/2023	1,328.97	0.00	0.00	0.00	0.00	1,328.97
02/03/2023	PC010323-153593039	BAIRNSDALE REGIONAL HEALTH SERVICE	13/02/2023 - 26/02/2023	1,170.09	0.00	0.00	0.00	0.00	1,170.09
16/03/2023	PC150323-155237821	BAIRNSDALE REGIONAL HEALTH SERVICE	27/02/2023 - 12/03/2023	947.30	0.00	0.00	0.00	0.00	947.30
30/03/2023	PC290323-157759327	BAIRNSDALE REGIONAL HEALTH SERVICE	13/03/2023 - 26/03/2023	1,011.31	0.00	0.00	0.00	0.00	1,011.31
13/04/2023	PC120423-159680803	BAIRNSDALE REGIONAL HEALTH SERVICE	27/03/2023 - 09/04/2023	958.47	0.00	0.00	0.00	0.00	958.47
29/04/2023	PC260423-191055385	BAIRNSDALE REGIONAL HEALTH SERVICE	10/04/2023 - 23/04/2023	954.48	0.00	0.00	0.00	0.00	954.48
11/05/2023	PC100523-194817896	BAIRNSDALE REGIONAL HEALTH SERVICE	24/04/2023 - 07/05/2023	1,024.69	0.00	0.00	0.00	0.00	1,024.69
25/05/2023	PC230523-150306159	BAIRNSDALE REGIONAL HEALTH SERVICE	08/05/2023 - 21/05/2023	1,039.47	0.00	0.00	0.00	0.00	1,039.47
08/06/2023	PC070623-182832846	BAIRNSDALE	22/05/2023 - 04/06/2023	991.46	0.00	0.00	0.00	0.00	991.46

24200

PATAK Provident Fund SuperStream Contribution Data Report

For The Period 01 July 2022 - 30 June 2023

Transaction Date	Reference	Employer Org	Pay Period	Employer	Personal - NCC	Spouse & Child	Other Family & Friends	Any Other	Total
22/06/2023	PC210623-104497744	SERVICE BAIRNSDALE REGIONAL HEALTH SERVICE	05/06/2023 - 18/06/2023	969.27	0.00	0.00	0.00	0.00	969.27
Dwyer, Paul Anthony				14,372.28	0.00	0.00	0.00	0.00	14,372.28
26/07/2022	PC200722-190161403	Sadler Developments Pty Ltd	28/05/2022 - 24/06/2022	2,089.24	0.00	0.00	0.00	0.00	2,089.24
22/08/2022	PC160822-113383703	Sadler Developments Pty Ltd	25/06/2022 - 08/07/2022	531.92	0.00	0.00	0.00	0.00	531.92
23/08/2022	PC170822-113467394	Crowther & Sadler Pty Ltd	25/06/2022 - 22/07/2022	1,595.77	0.00	0.00	0.00	0.00	1,595.77
20/09/2022	PC140922-150440953	Crowther & Sadler Pty Ltd	23/07/2022 - 02/09/2022	3,191.55	0.00	0.00	0.00	0.00	3,191.55
01/11/2022	PC261022-118308578	Crowther & Sadler Pty Ltd	03/09/2022 - 30/09/2022	2,127.70	0.00	0.00	0.00	0.00	2,127.70
17/11/2022	PC111122-108101464	Crowther & Sadler Pty Ltd	01/10/2022 - 28/10/2022	2,127.70	0.00	0.00	0.00	0.00	2,127.70
19/12/2022	PC131222-192576444	Crowther & Sadler Pty Ltd	29/10/2022 - 25/11/2022	2,127.70	0.00	0.00	0.00	0.00	2,127.70
30/01/2023	PC230123-199296636	Crowther & Sadler Pty Ltd	26/11/2022 - 23/12/2022	2,127.70	0.00	0.00	0.00	0.00	2,127.70
17/02/2023	PC130223-165926825	Crowther & Sadler Pty Ltd	24/12/2022 - 20/01/2023	2,127.70	0.00	0.00	0.00	0.00	2,127.70
21/03/2023	PC150323-155256896	Crowther & Sadler Pty Ltd	21/01/2023 - 17/02/2023	2,127.70	0.00	0.00	0.00	0.00	2,127.70
19/04/2023	PC120423-159630737	Crowther & Sadler Pty Ltd	18/02/2023 - 31/03/2023	3,191.55	0.00	0.00	0.00	0.00	3,191.55
18/05/2023	PC120523-112421203	Crowther & Sadler Pty Ltd	01/04/2023 - 28/04/2023	2,127.70	0.00	0.00	0.00	0.00	2,127.70
14/06/2023	PC080623-183081930	Crowther & Sadler Pty Ltd	29/04/2023 - 26/05/2023	2,127.70	0.00	0.00	0.00	0.00	2,127.70
				27,621.63	0.00	0.00	0.00	0.00	27,621.63
				41,993.91	0.00	0.00	0.00	0.00	41,993.91

*Data last updated: 31/08/2023

2428

24700
1

PATAK Provident Fund General Ledger

As at 30 June 2023

Transaction Date	Description	Units	Debit	Credit	Balance \$
Changes in Market Values of Investments (24700)					
<u>Changes in Market Values of Investments (24700)</u>					
29/11/2022	FinClear Service 2739869 13 (ASAO.AX)		10,887.50		10,887.50 DR
29/11/2022	Unrealised Gain writeback as at 29/11/2022 (GDC.AX)			10,214.31	673.19 DR
29/11/2022	Unrealised Gain writeback as at 29/11/2022 (ESTX.AX)			3,213.69	2,540.50 CR
12/12/2022	FinClear Service 2751749 50 (BHP.AX)			66,322.35	68,862.85 CR
12/12/2022	Unrealised Gain writeback as at 12/12/2022 (OZL.AX)		29,089.72		39,773.13 CR
10/03/2023	FinClear Service 2821644 13 (Auto reprocessed due to distribution entered / deleted on 30/06/2023) (NAB.AX)		1,175.26		38,597.87 CR
19/06/2023	FinClear Service 2906452 13 (Auto reprocessed due to distribution entered / deleted on 30/06/2023) (GMG.AX)		30,715.52		7,882.35 CR
19/06/2023	Unrealised Gain writeback as at 19/06/2023 (ZYAU.AX)			27,593.45	35,475.80 CR
30/06/2023	Total Revaluation - 30/06/2023 @ \$21.340000 (System Price) - 3,281.000000 Units on hand (WBC.AX)			4,119.29	39,595.09 CR
30/06/2023	Total Revaluation - 30/06/2023 @ \$81.340000 (System Price) - 772.000000 Units on hand (VEU.AX)			6,878.52	46,473.61 CR
30/06/2023	Total Revaluation - 30/06/2023 @ \$18.420000 (System Price) - 3,177.000000 Units on hand (COL.AX)			1,937.97	48,411.58 CR
30/06/2023	Total Revaluation - 30/06/2023 @ \$100.270000 (System Price) - 745.000000 Units on hand (CBA.AX)			7,368.05	55,779.63 CR
30/06/2023	Total Revaluation - 30/06/2023 @ \$35.050000 (System Price) - 3,274.000000 Units on hand (NDQ.AX)			26,248.27	82,027.90 CR
30/06/2023	Total Revaluation - 30/06/2023 @ \$44.990000 (System Price) - 2,012.000000 Units on hand (BHP.AX)			4,083.12	86,111.02 CR
30/06/2023	Total Revaluation - 30/06/2023 @ \$90.070000 (System Price) - 1,157.000000 Units on hand (VAS.AX)			7,312.24	93,423.26 CR
30/06/2023	Total Revaluation - 30/06/2023 @ \$34.440000 (System Price) - 2,344.000000 Units on hand (WDS.AX)			6,094.40	99,517.66 CR
30/06/2023	Total Revaluation - 30/06/2023 @ \$177.620000 (System Price) - 387.000000 Units on hand (MQG.AX)			5,073.57	104,591.23 CR
30/06/2023	Total Revaluation - 30/06/2023 @ \$32.810000 (System Price) - 2,544.000000 Units on hand (RMD.AX)			5,393.28	109,984.51 CR
30/06/2023	Total Revaluation - 30/06/2023 @ \$277.380000 (System Price) - 236.000000 Units on hand (CSL.AX)			1,963.52	111,948.03 CR
30/06/2023	Total Revaluation - 30/06/2023 @ \$14.250000 (System Price) - 5,669.000000 Units on hand (TCL.AX)		736.97		111,211.06 CR
30/06/2023	Total Revaluation - 30/06/2023 @ \$67.630000 (System Price) - 2,245.000000 Units on hand (VHY.AX)			7,999.62	119,210.68 CR
30/06/2023	Total Revaluation - 30/06/2023 @ \$329.340000 (System Price) - 133.000000 Units on hand (VTS.AX)			3,114.41	122,325.09 CR
30/06/2023	Total Revaluation - 30/06/2023 @ \$26.370000 (System Price) - 2,741.000000 Units on hand (NAB.AX)		4,247.08		118,078.01 CR
30/06/2023	Total Revaluation - 30/06/2023 @ \$5.900000 (System Price) - 14,120.000000 Units on hand (SFR.AX)			8,014.57	126,092.58 CR
30/06/2023	Total Revaluation - 30/06/2023 @ \$26.620000 (System Price) -			4,383.11	130,475.69 CR

24700
2

**PATAK Provident Fund
General Ledger**

As at 30 June 2023

Transaction Date	Description	Units	Debit	Credit	Balance \$
	3,008.000000 Units on hand (GOLD.AX)				
30/06/2023	Total Revaluation - 30/06/2023 @ \$114.690000 (System Price) - 689.000000 Units on hand (RIO.AX)			8,261.11	138,736.80 CR
30/06/2023	Total Revaluation - 30/06/2023 @ \$90.300000 (System Price) - 448.000000 Units on hand (IAA.AX)		349.44		138,387.36 CR
30/06/2023	Total Revaluation - 30/06/2023 @ \$20.070000 (System Price) - 3,247.000000 Units on hand (GMG.AX)			2,894.65	141,282.01 CR
30/06/2023	Total Revaluation - 29/06/2023 @ \$1.085000 (System Price) - 39,971.000000 Units on hand (ASAO.AX)			1,369.10	142,651.11 CR
30/06/2023	Total Revaluation - 30/06/2023 @ \$49.340000 (System Price) - 1,687.000000 Units on hand (WES.AX)			12,534.41	155,185.52 CR
30/06/2023	Total Revaluation - 30/06/2023 @ \$12.690000 (System Price) - 3,768.000000 Units on hand (ZYUS.AX)		3,692.64		151,492.88 CR
			80,894.13	232,387.01	151,492.88 CR

Total Debits: 80,894.13

Total Credits: 232,387.01

Amanda Dwyer
15 Riverbank Road
EAST BAIRNSDALE VIC 3875



Financial Year's Interest Report

Interest details shown are for selected accounts as at 3 August 2023, 15:44 PM

Accounts	1 July 2023 - to date		1 July 2022 - 30 June 2023	
	Interest charged	Interest earned	Interest charged	Interest earned
CASH MANAGEMENT ACCOUNT	0.00	116.09	0.00	1,076.55
AMANDA JANE DWYER & PAUL ANTHONY DWYER ATF PATAK PROVIDENT FUND 182512 000967029836				
Total	0.00	116.09	0.00	1,076.55 ✓

Notes

1. Closed accounts are not included in this Report.
2. Account balances may not include pending transactions and pre-authorisations awaiting final approval by the merchant and may also exclude cheque payments awaiting clearance.
3. This document does not satisfy the substantiation requirements for tax purposes. Account holders must ensure that they make their own assessment of the deductibility of expenses and must retain the appropriate documentation in accordance with the tax law.
4. Please refer to the most recent June statement for details of last Financial Year income.

PATAK Provident Fund General Ledger

As at 30 June 2023

Transaction Date	Description	Units	Debit	Credit	Balance \$
Other Investment Income (26500)					
<u>Sundry (Sundry)</u>					
25/05/2023	Clearview 'goodwill credit' CLEARVIEWLIFEINV 51941134014731984 50			500.00	500.00 CR
				500.00	500.00 CR

Total Debits: 0.00

Total Credits: 500.00

PATAK Provident Fund General Ledger

As at 30 June 2023

Transaction Date	Description	Units	Debit	Credit	Balance \$
Transfers In (28500)					
<u>(Transfers In) Dwyer, Amanda Jane - Accumulation (DWYAMA00001A)</u>					
08/09/2022	AWARE 532264603652907157 50 [SuperStream roll in at 07/09/2022 - PRN:532264603652907157]			14,660.11	14,660.11 CR
13/02/2023	AWARE 532264603654210565 50 [SuperStream roll in at 10/02/2023 - PRN:532264603654210565]			5,760.09	20,420.20 CR
				20,420.20	20,420.20 CR
<u>(Transfers In) Dwyer, Paul Anthony - Accumulation (DWYPAU00001A)</u>					
17/10/2022	ONEPATH CUSTODIA ANZ006000000127638 50 [SuperStream roll in at 18/10/2022 - PRN:ANZ006000000127638]			5,954.36	5,954.36 CR
17/05/2023	CLEARVIEWLIFEINV 520529169014718081 50 [SuperStream roll in at 17/05/2023 - PRN:520529169014718081]			1,040.09	6,994.45 CR
				6,994.45	6,994.45 CR

Total Debits: 0.00

Total Credits: 27,414.65

PATAK Provident Fund
SuperStream Rollover / Release Authority

As at 30 June 2023

1. Rollover / Release Authority Summary

Member's / Beneficiary's Name: AMANDA JANE DWYER

Transaction Type: SuperStream Roll In

Date: 07/09/2022

Transaction Status: Roll In Transaction Processed

2. Rollover / Release Authority Details

Member Details:

Is the rollover for a member or a beneficiary? Member

Member's Name: AMANDA JANE DWYER

Member Account: Default accumulation account

TFN: *****854

Date of Birth: *****1968

Sex: Female

Address: 15 Riverbank East Rd, EAST BAIRNSDALE, 3875, VIC, AUSTRALIA

Service Period Start Date: 30/01/1990

Receiving Fund Details:

Is the fund an SMSF? Yes

Name: The Trustee for PATAK Provident Fund

ABN: 88318812791

ESA: BGLSF360

Member Client ID:

Bank Account

BSB: 182512

Account Name: PATAK Provident Fund

Account Number: 967029836

Transferring Fund Details:

Is the fund an SMSF? No

Name: The Trustee for AWARE SUPER

ABN: 53226460365

ESA:

USI: 53226460365001

Member Client ID: FSSUCT0890

PATAK Provident Fund
SuperStream Rollover / Release Authority
As at 30 June 2023

Rollover Transaction Details:

Is the request for the entire balance? No

Payment Reference Number: 532264603652907157

Requested Amount: \$14,660.11

Rollover Components

Tax Free Component: \$1,966.09

Element Taxed In The Fund: \$12,694.02

Element Untaxed In The Fund: \$0.00

Kiwisaver Tax Free Component: \$0.00

Preservation Amounts

Preserved Amount: \$14,660.11

Restricted Non-Preserved: \$0.00

Unrestricted Non-Preserved: \$0.00

Kiwisaver Preserved Amount: \$0.00

Is the request a Death Benefit Rollover? No

3. SuperStream Rollover / Release Authority Transaction History

Date	Transaction Status	Transaction Source	Processed By
06/06/2023	Roll In Transaction Processed	User created	Amanda Norris
07/09/2022	Roll In Transaction Received	Electronically received (Fund)	SYSTEM

PATAK Provident Fund
SuperStream Rollover / Release Authority
As at 30 June 2023

1. Rollover / Release Authority Summary

Member's / Beneficiary's Name: AMANDA JANE DWYER

Transaction Type: SuperStream Roll In

Date: 10/02/2023

Transaction Status: Roll In Transaction Processed

2. Rollover / Release Authority Details

Member Details:

Is the rollover for a member or a beneficiary? Member

Member's Name: AMANDA JANE DWYER

Member Account: Default accumulation account

TFN: *****854

Date of Birth: *****1968

Sex: Female

Address: 15 Riverbank East Rd, EAST BAIRNSDALE, 3875, VIC, AUSTRALIA

Service Period Start Date: 30/01/1990

Receiving Fund Details:

Is the fund an SMSF? Yes

Name: The Trustee for PATAK Provident Fund

ABN: 88318812791

ESA: BGLSF360

Member Client ID:

Bank Account

BSB: 182512

Account Name: PATAK Provident Fund

Account Number: 967029836

Transferring Fund Details:

Is the fund an SMSF? No

Name: The Trustee for AWARE SUPER

ABN: 53226460365

ESA:

USI: 53226460365001

Member Client ID: FSSUCT0890

PATAK Provident Fund
SuperStream Rollover / Release Authority
As at 30 June 2023

Rollover Transaction Details:

Is the request for the entire balance? Yes

Insurance

Insured Death Cover: \$0.00

Insured TDP Cover: \$0.00

Insured Income Protection Monthly Cover: \$0.00

Payment Reference Number: 532264603654210565

Requested Amount: \$5,760.09

Rollover Components

Tax Free Component: \$784.55

Element Taxed In The Fund: \$4,975.54

Element Untaxed In The Fund: \$0.00

Kiwisaver Tax Free Component: \$0.00

Preservation Amounts

Preserved Amount: \$5,760.09

Restricted Non-Preserved: \$0.00

Unrestricted Non-Preserved: \$0.00

Kiwisaver Preserved Amount: \$0.00

Is the request a Death Benefit Rollover? No

3. SuperStream Rollover / Release Authority Transaction History

Date	Transaction Status	Transaction Source	Processed By
06/06/2023	Roll In Transaction Processed	User created	Amanda Norris
10/02/2023	Roll In Transaction Received	Electronically received (Fund)	SYSTEM

PATAK Provident Fund
SuperStream Rollover / Release Authority
As at 30 June 2023

1. Rollover / Release Authority Summary

Member's / Beneficiary's Name: Paul Anthony Dwyer

Transaction Type: SuperStream Roll In

Date: 18/10/2022

Transaction Status: Roll In Transaction Processed

2. Rollover / Release Authority Details

Member Details:

Is the rollover for a member or a beneficiary? Member

Member's Name: Paul Anthony Dwyer

Member Account: Default accumulation account

TFN: *****633

Date of Birth: *****1961

Sex: Male

Address: 15 Riverbank Road, BAIRNSDALE, 3975, VIC, AUSTRALIA

Service Period Start Date: 01/01/1985

Receiving Fund Details:

Is the fund an SMSF? Yes

Name: The Trustee for PATAK Provident Fund

ABN: 88318812791

ESA: BGLSF360

Member Client ID: 16/10/1961

Bank Account

BSB: 182512

Account Name: Amanda Jane Dwyer&Paul Anthony D

Account Number: 967029836

Transferring Fund Details:

Is the fund an SMSF? No

Name: The Trustee for RETIREMENT PORTFOLIO SERVICE

ABN: 61808189263

ESA:

USI: MMF0334AU

Member Client ID: 88009261194

PATAK Provident Fund
SuperStream Rollover / Release Authority
As at 30 June 2023

Rollover Transaction Details:

Is the request for the entire balance? Yes

Insurance

Insured Death Cover: \$0.00

Insured TDP Cover: \$0.00

Insured Income Protection Monthly Cover: \$0.00

Payment Reference Number: ANZ006000000127638

Requested Amount: \$5,954.36

Rollover Components

Tax Free Component: \$806.38

Element Taxed In The Fund: \$5,147.98

Element Untaxed In The Fund: \$0.00

Kiwisaver Tax Free Component: \$0.00

Preservation Amounts

Preserved Amount: \$5,954.36

Restricted Non-Preserved: \$0.00

Unrestricted Non-Preserved: \$0.00

Kiwisaver Preserved Amount: \$0.00

Is the request a Death Benefit Rollover? No

3. SuperStream Rollover / Release Authority Transaction History

Date	Transaction Status	Transaction Source	Processed By
06/06/2023	Roll In Transaction Processed	User created	Amanda Norris
18/10/2022	Roll In Transaction Received	Electronically received (Fund)	SYSTEM

PATAK Provident Fund
SuperStream Rollover / Release Authority

As at 30 June 2023

1. Rollover / Release Authority Summary

Member's / Beneficiary's Name: PAUL Dwyer

Transaction Type: SuperStream Roll In

Date: 17/05/2023

Transaction Status: Roll In Transaction Processed

2. Rollover / Release Authority Details

Member Details:

Is the rollover for a member or a beneficiary? Member

Member's Name: PAUL Dwyer

Member Account: Default accumulation account

TFN: *****633

Date of Birth: *****1961

Sex: Male

Address: 15 Riverbank Road, East Bairnsdale, 3875, VIC, AUSTRALIA

Service Period Start Date: 01/01/1985

Receiving Fund Details:

Is the fund an SMSF? Yes

Name: The Trustee for PATAK Provident Fund

ABN: 88318812791

ESA: BGLSF360

Member Client ID:

Bank Account

BSB: 182512

Account Name: PATAK PROVIDENT FUND

Account Number: 967029836

Transferring Fund Details:

Is the fund an SMSF? No

Name: The trustee for HUB24 SUPER FUND

ABN: 60910190523

ESA:

USI: NRM0043AU

Member Client ID: 520529169

PATAK Provident Fund
SuperStream Rollover / Release Authority
As at 30 June 2023

Rollover Transaction Details:

Is the request for the entire balance? Yes

Insurance

Insured Death Cover: \$0.00

Insured TDP Cover: \$0.00

Insured Income Protection Monthly Cover: \$0.00

Payment Reference Number: 520529169014718081

Requested Amount: \$1,040.09

Rollover Components

Tax Free Component: \$1,040.09

Element Taxed In The Fund: \$0.00

Element Untaxed In The Fund: \$0.00

Kiwisaver Tax Free Component: \$0.00

Preservation Amounts

Preserved Amount: \$1,040.09

Restricted Non-Preserved: \$0.00

Unrestricted Non-Preserved: \$0.00

Kiwisaver Preserved Amount: \$0.00

Is the request a Death Benefit Rollover? No

3. SuperStream Rollover / Release Authority Transaction History

Date	Transaction Status	Transaction Source	Processed By
06/06/2023	Roll In Transaction Processed	User created	Amanda Norris
17/05/2023	Roll In Transaction Received	Electronically received (Fund)	SYSTEM

PATAK Provident Fund General Ledger

As at 30 June 2023

Transaction Date	Description	Units	Debit	Credit	Balance \$
Accountancy Fees (30100)					
<u>Accountancy Fees (30100)</u>					
12/12/2022	TRANSACT FUNDS TFR TO EAGER AND PARTNERS TD		3,795.00		3,795.00 DR
			3,795.00		3,795.00 DR
ATO Supervisory Levy (30400)					
<u>ATO Supervisory Levy (30400)</u>					
14/12/2022	ATO ATO009000017445931 50		259.00		259.00 DR
			259.00		259.00 DR
Auditor's Remuneration (30700)					
<u>Auditor's Remuneration (30700)</u>					
12/12/2022	TRANSACT FUNDS TFR TO EAGER AND PARTNERS TD		385.00		385.00 DR
			385.00		385.00 DR
Total Debits:			4,439.00		
Total Credits:			0.00		

30100

TAX INVOICE

DATE: 07 December 2022
INVOICE NO: 36126
CLIENT CODE: PATAKSF

PA & AJ Dwyer
15 Riverbank Road
BAIRNSDALE VIC 3875

PATAK PROVIDENT FUND

Preparation of the Financial Statements of the Superannuation Fund for the year ended 30 June 2022.

Preparation and lodgement of 2022 Superannuation Fund Income Tax Return, including foreign income schedules, trust distribution schedules and capital gains tax schedules.

Note - included accounting for rollover ex Aware Super and accounting for numerous buys/sells.

Organising audit of the Fund including provision of all information to the Auditor and liaising with him as required.

Accounting software charges to date and processing transactions for the year ended 30 June 2022.

Dealing with all Australian Taxation Office correspondence on your behalf. 3,450.00

Net Amount \$	3,450.00
GST \$	345.00
TOTAL AMOUNT DUE	\$3,795.00

Please note our terms are strictly 14 days from the date of invoice.

TAX INVOICE

DATE: 06 December 2022
 INVOICE NO: 36117
 CLIENT CODE: PATAKSF

PA & AJ Dwyer
 15 Riverbank Road
 BAIRNSDALE VIC 3875

PATAK PROVIDENT FUND

Audit of the Superannuation Fund for the year ended 30 June 2022 by the funds independent auditor Mr AW Boys.

Audit of the accounting records of the Fund for the year ended and subsequent transactions and events as appropriate.

Review of the Fund's financial statements including operating statement, statement of financial position, notes to financial statements and member statements.

Review of the Fund's Trust Deed and compliance with the requirements of the S.I.S. Legislation.

Review of the Minutes of the Fund.

Preparation of your Independent Audit report and management letter advising any issues arising from the audit.

350.00

Net Amount \$	350.00
GST \$	35.00
TOTAL AMOUNT DUE	\$ 385.00

Please note our terms are strictly 14 days from the date of invoice.

Frontier

Financial Group

PATAK Provident Fund
15 Riverbank Road
BAIRNSDALE VIC 3875

Frontier Financial Group
164 Macleod Street
Bairnsdale VIC 3875

P 03 5152 1133
E Janeen@frontierfg.com.au

Your Adviser	Janeen Sharp
Issue Date	13 July 2023
Due Date	DO NOT PAY
Invoice No	044414980000047

Tax Invoice

Service Provided	Amount Due
Ongoing Service	\$7,113.65
Subtotal:	\$7,113.65
GST:	\$711.37
Total:	\$7,825.02

Description of Service
PAID IN FULL - No payment required.
Ongoing financial planning advice and services provided in relation to administering an income producing investment portfolio.

Payment Terms: 0 days from issue date

Detach and return with payment

How to Pay

Note: RI Advice Group Pty Ltd will not accept cash payments



Bill Code: 107318
Ref: 044414980000047

Telephone & Internet Banking – BPAY®

Contact your bank or financial institution to make this payment from your cheque, savings, debit, credit card or transaction account. More info: www.bpay.com.au



Pay your account by credit card online

<http://riadvice.com.au/payment/>



Post this payment slip with your cheque payable to **RI Advice Group Pty Ltd** to:

RI Advice Group Pty Ltd
GPO Box 529
Hobart TAS 7001

<4441498><158776><7,825.02>



Certificate of Currency

Policy details

Policy number	519411134	Policy start date	1 Apr 2023
Owner(s)	PA Dwyer & AJ Dwyer A T F PATAK Provident Fund	Policy status	In-Force
		Paid to date	1 Apr 2024

Premium details

Frequency	Yearly
Total instalment premium	\$1,009.01

Benefit details for person insured Paul Dwyer (16 Oct 1961, Male, Non Smoker)

Benefit	Benefit Amount	Premium Type	Benefit Payment Type (IP)	Waiting Period (IP)	Benefit Period (IP)	Instalment Premium
Life Cover	\$100,000	Stepped	N/A	N/A	N/A	\$1,009.01

Need help?

Your Adviser

Corp - Financial Solutions Victoria Pty Ltd
 Contact number: 03 5153 2507
 Email: admin@finsolvic.com.au

Customer Service Centre

132 979
 8am to 7pm (Sydney time), Monday to Friday
 life@clearview.com.au

Not all details of your policy are listed in this document. For full details, please refer to your most recent policy certificate.

PAUL - new Life Cover
 24/4/23.
 \$1009.01
 Paid by PATAK

60400



MACQUARIE

Macquarie Cash Management Account

MACQUARIE BANK LIMITED
ABN 46 008 583 542 AFSL 237502

enquiries 1800 806 310
transact@macquarie.com
www.macquarie.com.au

GPO Box 2520
Sydney, NSW 2001

1 Shelley Street
Sydney, NSW 2000



MR P A DWYER &
MRS A J DWYER
15 RIVERBANK ROAD
BAIRNSDALE VIC 3875

account balance **\$66,713.48**
as at 29 Jul 22

account name AMANDA JANE DWYER &
PAUL ANTHONY DWYER ATF
PATAK PROVIDENT FUND
account no. 967029836

transaction	description	debits	credits	balance
30.06.22	OPENING BALANCE			52,900.92
04.07.22	Deposit MQG FNL DIV 001277516736		1,354.50 ✓	54,255.42
05.07.22	Deposit NAB INTERIM DIV DV231/01171997		1,560.74 ✓	55,816.16
13.07.22	Deposit IAA PAYMENT JUL22/00808415		321.13 ✓	56,137.29
15.07.22	Deposit ZYUS PAYMENT JUL22/00801278		281.28 ✓	56,418.57
15.07.22	Deposit ZYAU PAYMENT JUL22/00801448		1,017.27 ✓	57,435.84
15.07.22	Deposit ESTX PAYMENT JUL22/00800737		1,301.70 ✓	58,737.54
15.07.22	Direct debit RI ADVICE RI FEES Jul-22	641.00		58,096.54
18.07.22	Deposit VHY PAYMENT JUL22/00818535		1,985.03 ✓	60,081.57
18.07.22	Deposit VAS PAYMENT JUL22/00852355		2,498.58 ✓	62,580.15
18.07.22	Deposit NDQ DST JUNE 001279661587		1,466.04 ✓	64,046.19

how to make a transaction

online
Log in to www.macquarie.com.au/personal

by phone
Call 133 275 to make a phone transaction

transfers from another bank account
Transfer funds from another bank to this account:
BSB 182 512
ACCOUNT NO. 967029836

deposits using BPay
From another bank

	Bill code: 667022
	Ref: 967 029 836

continued on next



Macquarie Cash Management Account

enquiries 1800 806 310

account name AMANDA JANE DWYER &
PAUL ANTHONY DWYER ATF
PATAK PROVIDENT FUND
account no. 967029836

	transaction	description	debits	credits	balance
20.07.22	Deposit	VEU DIVIDEND VEU50/00822741		559.27 ✓	64,605.46
26.07.22	Deposit	SuperChoice P/L PC200722-190161403		2,089.24	66,694.70
29.07.22	Interest	MACQUARIE CMA INTEREST PAID*		18.78 ✓	66,713.48
		CLOSING BALANCE AS AT 29 JUL 22	641.00	14,453.56	66,713.48

* Stepped interest rates for the period 1 July to 13 July: balances \$0.00 to \$4,999.99 earned 0.25% balances \$5,000.00 and above earned 0.25% pa (13 days); 14 July to 29 July: balances \$0.00 to \$4,999.99 earned 0.50% balances \$5,000.00 and above earned 0.50% pa (16 days)

continued on next



MACQUARIE

Macquarie Cash Management Account

MACQUARIE BANK LIMITED
ABN 46 008 583 542 AFSL 237502

enquiries 1800 806 310
transact@macquarie.com
www.macquarie.com.au

GPO Box 2520
Sydney, NSW 2001

1 Shelley Street
Sydney, NSW 2000



034 82765

MR P A DWYER &
MRS A J DWYER
15 RIVERBANK ROAD
BAIRNSDALE VIC 3875

account balance **\$69,719.39**
as at 31 Aug 22

account name **AMANDA JANE DWYER &
PAUL ANTHONY DWYER ATF
PATAK PROVIDENT FUND**
account no. 967029836

transaction	description	debits	credits	balance
29.07.22	OPENING BALANCE			66,713.48
15.08.22	Direct debit RI ADVICE RI FEES Aug-22	641.00		66,072.48
✓ 22.08.22	Deposit SuperChoice P/L PC160822-113383703		531.92 ✓	66,604.40
23.08.22	Deposit TCL DIV/DIST AUF22/00886091		1,473.94 ✓	68,078.34
23.08.22	Deposit SuperChoice P/L PC170822-113467394		1,595.77 ✓	69,674.11
31.08.22	Interest MACQUARIE CMA INTEREST PAID*		45.28	69,719.39
	CLOSING BALANCE AS AT 31 AUG 22	641.00	3,646.91	69,719.39

* Stepped interest rates for the period 30 July to 11 August: balances \$0.00 to \$4,999.99 earned 0.50%
balances \$5,000.00 and above earned 0.50% pa (13 days); 12 August to 31 August: balances \$0.00 to
\$4,999.99 earned 0.90% balances \$5,000.00 and above earned 0.90% pa (20 days)

how to make a transaction

online
Log in to www.macquarie.com.au/personal

by phone
Call 133 275 to make a phone transaction

transfers from another bank account
Transfer funds from another bank to this account:
BSB 182 512
ACCOUNT NO. 967029836

deposits using BPay
From another bank



Billers code: 667022
Ref: 967 029 836

continued on next



MACQUARIE

Macquarie Cash Management Account

MACQUARIE BANK LIMITED
ABN 46 008 583 542 AFSL 237502

enquiries 1800 806 310
transact@macquarie.com
www.macquarie.com.au

GPO Box 2520
Sydney, NSW 2001

1 Shelley Street
Sydney, NSW 2000



MR P A DWYER &
MRS A J DWYER
15 RIVERBANK ROAD
BAIRNSDALE VIC 3875

account balance **\$96,108.68**
as at 30 Sep 22

account name AMANDA JANE DWYER &
PAUL ANTHONY DWYER ATF
PATAK PROVIDENT FUND
account no. 967029836

transaction	description	debits	credits	balance
31.08.22	OPENING BALANCE			69,719.39
08.09.22	Deposit AWARE 532264603652907157		14,660.11 ✓	84,379.50
15.09.22	Direct debit RI ADVICE RI FEES Sep-22	641.00		83,738.50
16.09.22	Deposit OZL DIV 001283768070		311.12 ✓	84,049.62
✓ 20.09.22	Deposit SuperChoice P/L PC140922-150440953		3,191.55 ✓	87,241.17
21.09.22	Deposit RESMED DIVIDEND SEP22/00848021		137.60 ✓	87,378.77
21.09.22	Deposit RIO TINTO LTD AUI22/00201137		2,643.69 ✓	90,022.46
23.09.22	Deposit BHP GROUP DIV AF386/00521692		3,493.47 ✓	93,515.93
28.09.22	Deposit COLES GROUP LTD FIN22/01165991		953.10 ✓	94,469.03
29.09.22	Deposit CBA FNL DIV 001280983150		1,564.50 ✓	96,033.53
30.09.22	Interest MACQUARIE CMA INTEREST PAID*		75.15	96,108.68

how to make a transaction

online
Log in to www.macquarie.com.au/personal

by phone
Call 133 275 to make a phone transaction

transfers from another bank account
Transfer funds from another bank to this account:
BSB 182 512
ACCOUNT NO. 967029836

deposits using BPay
From another bank



Billers code: 667022
Ref: 967 029 836

continued on next



MACQUARIE

Macquarie Cash Management Account

MACQUARIE BANK LIMITED
ABN 46 008 583 542 AFSL 237502

enquiries 1800 806 310
transact@macquarie.com
www.macquarie.com.au

GPO Box 2520
Sydney, NSW 2001



MR P A DWYER &
MRS A J DWYER
15 RIVERBANK ROAD
BAIRNSDALE VIC 3875

1 Shelley Street
Sydney, NSW 2000

account balance **\$113,154.61**
as at 31 Oct 22

account name **AMANDA JANE DWYER &
PAUL ANTHONY DWYER ATF
PATAK PROVIDENT FUND**
account no. **967029836**

transaction	description	debits	credits	balance
30.09.22	OPENING BALANCE			96,108.68
05.10.22	Deposit CSL LTD DIVIDEND AUF22/01079621		414.96 ✓	96,523.64
06.10.22	Deposit WESFARMERS LTD FIN22/01126991		1,687.00 ✓	98,210.64
06.10.22	Deposit WOODSIDE INT22/01005998		3,749.30 ✓	101,959.94
17.10.22	Deposit ONEPATH CUSTODIA ANZ006000000127638		5,954.36 ✓	107,914.30
17.10.22	Deposit ZYUS PAYMENT OCT22/00801274		510.51 ✓	108,424.81
17.10.22	Deposit ZYAU PAYMENT OCT22/00801391		1,252.70 ✓	109,677.51
17.10.22	Direct debit RI ADVICE RI FEES Oct-22	641.00		109,036.51
18.10.22	Deposit VEU DIVIDEND VEU51/00822235		272.16 ✓	109,308.67
18.10.22	Deposit VAS PAYMENT OCT22/00852954		1,678.32 ✓	110,986.99
18.10.22	Deposit VHY PAYMENT OCT22/00819378		2,041.22 ✓	113,028.21

how to make a transaction

online
Log in to www.macquarie.com.au/personal

by phone
Call 133 275 to make a phone transaction

transfers from another bank account
Transfer funds from another bank to this account:
BSB 182 512
ACCOUNT NO. 967029836

deposits using BPay
From another bank



Billers code: 667022
Ref: 967 029 836

continued on next



Macquarie Cash Management Account

MACQUARIE BANK LIMITED
ABN 46 008 583 542 AFSL 237502

enquiries 1800 806 310
transact@macquarie.com
www.macquarie.com.au

GPO Box 2520
Sydney, NSW 2001

1 Shelley Street
Sydney, NSW 2000



034 82025
MR P A DWYER &
MRS A J DWYER
15 RIVERBANK ROAD
BAIRNSDALE VIC 3875

account balance **\$32,797.12**
as at 30 Nov 22

account name AMANDA JANE DWYER &
PAUL ANTHONY DWYER ATF
PATAK PROVIDENT FUND
account no. 967029836

transaction	description		debits	credits	balance
31.10.22	OPENING BALANCE				113,154.61
01.11.22	Deposit	SuperChoice P/L PC261022-118308578 October '22		2,127.70 ✓	115,282.31
15.11.22	Direct debit	RI ADVICE RI FEES Nov-22	641.00		114,641.31
17.11.22	Deposit	SuperChoice P/L PC111122-108101464		2,127.70 ✓	116,769.01
29.11.22	Direct debit	FinClear Service 2739869	84,118.80 ✓		32,650.21
30.11.22	Interest	MACQUARIE CMA INTEREST PAID*		146.91	32,797.12
	CLOSING BALANCE AS AT 30 NOV 22		84,759.80	4,402.31	32,797.12

* Stepped interest rates for the period 1 November to 15 November: balances \$0.00 to \$4,999.99 earned 1.50% balances \$5,000.00 and above earned 1.50% pa (15 days); 16 November to 30 November: balances \$0.00 to \$4,999.99 earned 1.75% balances \$5,000.00 and above earned 1.75% pa (15 days)


how to make a transaction

online
Log in to www.macquarie.com.au/personal

by phone
Call 133 275 to make a phone transaction

transfers from another bank account
Transfer funds from another bank to this account:
BSB 182 512
ACCOUNT NO. 967029836

deposits using BPay
From another bank



continued on next



MACQUARIE

Macquarie Cash Management Account

MACQUARIE BANK LIMITED
ABN 46 008 583 542 AFSL 237502

enquiries 1800 806 310
transact@macquarie.com
www.macquarie.com.au

GPO Box 2520
Sydney, NSW 2001

1 Shelley Street
Sydney, NSW 2000



MR P A DWYER &
MRS A J DWYER
15 RIVERBANK ROAD
BAIRNSDALE VIC 3875

account balance **\$45,081.36**
as at 30 Dec 22

account name **AMANDA JANE DWYER &
PAUL ANTHONY DWYER ATF
PATAK PROVIDENT FUND**
account no. **967029836**

transaction	description	debits	credits	balance
30.11.22	OPENING BALANCE			32,797.12
12.12.22	Deposit FinClear Service 2751749		49.79 ✓	32,846.91
12.12.22	Funds transfer TRANSACT FUNDS TFR TO EAGER AND PARTNERS	3,795.00 ✓		29,051.91
12.12.22	Funds transfer TRANSACT FUNDS TFR TO EAGER AND PARTNERS	385.00 ✓		28,666.91
13.12.22	Deposit MQG ITM DIV 001286018786		1,161.00 ✓	29,827.91
14.12.22	Deposit NAB FINAL DIV DV232/00664081		1,667.64 ✓	31,495.55
14.12.22	Deposit ATO ATO009000017445931 TAX REFUND.		9,250.72 ✓	40,746.27
15.12.22	Deposit RESMED DIVIDEND DEC22/00847404		143.77 ✓	40,890.04
15.12.22	Direct debit RI ADVICE RI FEES Dec-22	660.00		40,230.04
19.12.22	Deposit SuperChoice P/L PC131222-192576444		2,127.70 ✓	42,357.74
20.12.22	Deposit WBC DIVIDEND 001286497396		1,671.04 ✓	44,028.78

how to make a transaction

online
Log in to www.macquarie.com.au/personal

by phone
Call 133 275 to make a phone transaction

transfers from another bank account
Transfer funds from another bank to this account:
BSB 182 512
ACCOUNT NO. 967029836

deposits using BPay
From another bank



Billers code: 667022
Ref: 967 029 836

continued on next



Macquarie Cash Management Account

enquiries 1800 806 310

account name AMANDA JANE DWYER &
 PAUL ANTHONY DWYER ATF
 PATAK PROVIDENT FUND
 account no. 967029836

transaction	description	debits	credits	balance
22.12.22	Deposit SuperChoice P/L PC211222-193593221	<i>Amanda Pay slip N113 2022</i>	992.66 ✓	45,021.44
30.12.22	Interest MACQUARIE CMA INTEREST PAID*		59.92	45,081.36
CLOSING BALANCE AS AT 30 DEC 22		4,840.00	17,124.24	45,081.36

* Stepped interest rates for the period 1 December to 15 December: balances \$0.00 to \$4,999.99 earned 1.75% balances \$5,000.00 and above earned 1.75% pa (15 days); 16 December to 30 December: balances \$0.00 to \$4,999.99 earned 2.00% balances \$5,000.00 and above earned 2.00% pa (15 days)

continued on next



MACQUARIE

Macquarie Cash Management Account

MACQUARIE BANK LIMITED
ABN 46 008 583 542 AFSL 237502

enquiries 1800 806 310
transact@macquarie.com
www.macquarie.com.au

GPO Box 2520
Sydney, NSW 2001

1 Shelley Street
Sydney, NSW 2000



MR P A DWYER &
MRS A J DWYER
15 RIVERBANK ROAD
BAIRNSDALE VIC 3875

account balance **\$53,521.53**
as at 31 Jan 23

account name AMANDA JANE DWYER &
PAUL ANTHONY DWYER ATF
PATAK PROVIDENT FUND
account no. 967029836

transaction	description	debits	credits	balance
30.12.22	OPENING BALANCE			45,081.36
05.01.23	Deposit IAA PAYMENT JAN23/00807927		515.94 ✓	45,597.30
✓ 05.01.23	Deposit SuperChoice P/L PC040123-194680803		947.29 ✓	46,544.59
16.01.23	Direct debit RI ADVICE RI FEES Jan-23	660.00		45,884.59
17.01.23	Deposit ZYUS PAYMENT JAN23/00801239		384.72 ✓	46,269.31
17.01.23	Deposit ZYAU PAYMENT JAN23/00801331		932.96 ✓	47,202.27
18.01.23	Deposit NDQ DST 001288574066		101.59 ✓	47,303.86
18.01.23	Deposit VCF PAYMENT JAN23/00801624		318.46 ✓	47,622.32
18.01.23	Deposit VAS PAYMENT JAN23/00852903		867.44 ✓	48,489.76
18.01.23	Deposit VHY PAYMENT JAN23/00819532		1,257.07 ✓	49,746.83
19.01.23	Deposit SuperChoice P/L PC180123-196850820		982.79 ✓	50,729.62

how to make a transaction

online
Log in to www.macquarie.com.au/personal

by phone
Call 133 275 to make a phone transaction

transfers from another bank account
Transfer funds from another bank to this account:
BSB 182 512
ACCOUNT NO. 967029836

deposits using BPay
From another bank



Bill code: 667022
Ref: 967 029 836

continued on next



Macquarie Cash Management Account

enquiries 1800 806 310

account name AMANDA JANE DWYER &
PAUL ANTHONY DWYER ATF
PATAK PROVIDENT FUND
account no. 967029836

transaction	description	debits	credits	balance
20.01.23	Deposit	VEU DIVIDEND VEU52/00821785	579.24 ✓	51,308.86
30.01.23	Deposit	SuperChoice P/L PC230123-199296636	2,127.70 ✓	53,436.56
31.01.23	Interest	MACQUARIE CMA INTEREST PAID*	84.97	53,521.53
	CLOSING BALANCE AS AT 31 JAN 23	660.00	9,100.17	53,521.53

* Stepped interest rates for the period 31 December to 31 January: balances \$0.00 to \$4,999.99 earned 2.00%
balances \$5,000.00 and above earned 2.00% pa (32 days)

continued on next



MACQUARIE

Macquarie Cash Management Account

MACQUARIE BANK LIMITED
ABN 46 008 583 542 AFSL 237502

enquiries 1800 806 310
transact@macquarie.com
www.macquarie.com.au

GPO Box 2520
Sydney, NSW 2001



MR P A DWYER &
MRS A J DWYER
15 RIVERBANK ROAD
BAIRNSDALE VIC 3875

1 Shelley Street
Sydney, NSW 2000

account balance **\$64,973.63**
as at 28 Feb 23

account name AMANDA JANE DWYER &
PAUL ANTHONY DWYER ATF
PATAK PROVIDENT FUND
account no. 967029836

transaction	description	debits	credits	balance
31.01.23	OPENING BALANCE			53,521.53
02.02.23	Deposit SuperChoice P/L PC010223-100931360		1,054.03 ✓	54,575.56
13.02.23	Deposit TCL DISTRIBUTION AUI23/00883718		1,502.29 ✓	56,077.85
13.02.23	Deposit AWARE 532264603654210565 <i>Super account full withdrawal & closure</i>		5,760.09 ✓	61,837.94
15.02.23	Direct debit RI ADVICE RI FEES Feb-23	660.00		61,177.94
16.02.23	Deposit SuperChoice P/L PC150223-166219725 <i>Amended Reconciled payment</i>		1,328.97 ✓✓	62,506.91
17.02.23	Deposit SuperChoice P/L PC130223-165926825 <i>Paul.</i>		2,127.70 ✓	64,634.61
24.02.23	Deposit GOODMAN GROUP FEB23/00835180		245.85 ✓	64,880.46
28.02.23	Interest MACQUARIE CMA INTEREST PAID*		93.17	64,973.63

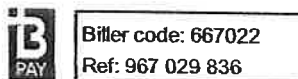
how to make a transaction

online
Log in to www.macquarie.com.au/personal

by phone
Call 133 275 to make a phone transaction

transfers from another bank account
Transfer funds from another bank to this account:
BSB 182 512
ACCOUNT NO. 967029836

deposits using BPay
From another bank



continued on next



MACQUARIE

Macquarie Cash Management Account

MACQUARIE BANK LIMITED
ABN 46 008 583 542 AFSL 237502

enquiries 1800 806 310
transact@macquarie.com
www.macquarie.com.au

GPO Box 2520
Sydney, NSW 2001

1 Shelley Street
Sydney, NSW 2000



MR P A DWYER &
MRS A J DWYER
15 RIVERBANK ROAD
BAIRNSDALE VIC 3875

account balance **\$45,881.10**
as at 31 Mar 23

account name AMANDA JANE DWYER &
PAUL ANTHONY DWYER ATF
PATAK PROVIDENT FUND
account no. 967029836

transaction	description	debits	credits	balance
28.02.23	OPENING BALANCE			64,973.63
02.03.23	Deposit SuperChoice P/L PC010323-153593039		1,170.09 ✓	66,143.72
10.03.23	Direct debit FinClear Service 2821644	30,845.81		35,297.91
15.03.23	Direct debit RI ADVICE RI FEES Mar-23	660.00		34,637.91
16.03.23	Deposit RESMED DIVIDEND MAR23/00847180		137.16 ✓	34,775.07
16.03.23	Deposit SuperChoice P/L PC150323-155237821		947.30 ✓	35,722.37
21.03.23	Deposit SuperChoice P/L PC150323-155256896		2,127.70 ✓	37,850.07
28.03.23	Deposit WESFARMERS LTD INT23/01121236		1,484.56 ✓	39,334.63
30.03.23	Deposit CBA DIV 001291491273		1,564.50 ✓	40,899.13
30.03.23	Deposit COLES GROUP LTD INT23/01158108		1,143.72 ✓	42,042.85
30.03.23	Deposit BHP GROUP DIV AI387/00509515		2,743.64 ✓	44,786.49

how to make a transaction

online
Log in to www.macquarie.com.au/personal

by phone
Call 133 275 to make a phone transaction

transfers from another bank account
Transfer funds from another bank to this account:
BSB 182 512
ACCOUNT NO. 967029836

deposits using BPay
From another bank



Bill code: 667022
Ref: 967 029 836

continued on next



Macquarie Cash Management Account

enquiries 1800 806 310

account name AMANDA JANE DWYER &
PAUL ANTHONY DWYER ATF
PATAK PROVIDENT FUND
account no. 967029836

transaction	description	debits	credits	balance
30.03.23	Deposit SuperChoice P/L PC290323-157759327		1,011.31 ✓	45,797.80
31.03.23	Interest MACQUARIE CMA INTEREST PAID*		83.30	45,881.10
CLOSING BALANCE AS AT 31 MAR 23		31,505.81	12,413.28	45,881.10

* Stepped interest rates for the period 1 March to 21 March: balances \$0.00 to \$4,999.99 earned 2.10%
balances \$5,000.00 and above earned 2.10% pa (21 days); 22 March to 31 March: balances \$0.00 to
\$4,999.99 earned 2.25% balances \$5,000.00 and above earned 2.25% pa (10 days)

continued on next



MACQUARIE

Macquarie Cash Management Account

MACQUARIE BANK LIMITED
ABN 46 008 583 542 AFSL 237502

enquiries 1800 806 310
transact@macquarie.com
www.macquarie.com.au

GPO Box 2520
Sydney, NSW 2001

1 Shelley Street
Sydney, NSW 2000



MR P A DWYER &
MRS A J DWYER
15 RIVERBANK ROAD
BAIRNSDALE VIC 3875

account balance **\$60,792.54**
as at 28 Apr 23

account name AMANDA JANE DWYER &
PAUL ANTHONY DWYER ATF
PATAK PROVIDENT FUND
account no. 967029836

transaction	description	debits	credits	balance
31.03.23	OPENING BALANCE			45,881.10
05.04.23	Deposit CSL LTD DIVIDEND 23AUD/00973417		382.66 ✓	46,263.76
05.04.23	Deposit WOODSIDE FIN22/01026344		5,049.91 ✓	51,313.67
13.04.23	Deposit SuperChoice P/L PC120423-159608053		958.47 ✓	52,272.14
17.04.23	Direct debit RI ADVICE RI FEES Apr-23	660.00		51,612.14
18.04.23	Deposit SuperChoice P/L PC120423-159630737		3,191.55	54,803.69
19.04.23	Deposit ZYUS PAYMENT APR23/00801196		615.45 ✓	55,419.14
19.04.23	Deposit ZYAU PAYMENT APR23/00801285		1,277.19 ✓	56,696.33
20.04.23	Deposit VEU DIVIDEND VEU53/00821472		110.79 ✓	56,807.12
20.04.23	Deposit VAS PAYMENT APR23/00853035		667.58 ✓	57,474.70
20.04.23	Deposit VHY PAYMENT APR23/00819999		898.44 ✓	58,373.14


how to make a transaction

online
Log in to www.macquarie.com.au/personal

by phone
Call 133 275 to make a phone transaction

transfers from another bank account
Transfer funds from another bank to this account:
BSB 182 512
ACCOUNT NO. 967029836

deposits using BPay
From another bank



continued on next



Macquarie Cash Management Account

enquiries 1800 806 310

account name **AMANDA JANE DWYER &
 PAUL ANTHONY DWYER ATF
 PATAK PROMIDENT FUND**
 account no. **967029836**

	transaction	description	debits	credits	balance
20.04.23	Deposit	RIO TINTO LTD AUF22/00195266		2,249.52 ✓	60,622.66
* 24.04.23	Direct debit	CLEARVIEWLIFEINV 519411134014674182	1,009.01		59,613.65
26.04.23	Deposit	VTS DIVIDEND VTS53/00826021		131.48 ✓	59,745.13
28.04.23	Interest	MACQUARIE CMA INTEREST PAID*		92.93	59,838.06
28.04.23	Deposit	SuperChoice P/L PC260423-191055385		954.48 ✓	60,792.54
		CLOSING BALANCE AS AT 28 APR 23	1,669.01	16,580.45	60,792.54

* Stepped interest rates for the period 1 April to 28 April: balances \$0.00 to \$4,999.99 earned 2.25% balances \$5,000.00 and above earned 2.25% pa (28 days)

continued on next



MACQUARIE

Macquarie Cash Management Account

MACQUARIE BANK LIMITED
ABN 46 008 583 542 AFSL 237502

enquiries 1800 806 310
transact@macquarie.com
www.macquarie.com.au

GPO Box 2520
Sydney, NSW 2001

1 Shelley Street
Sydney, NSW 2000



034 81345
MR P A DWYER &
MRS A J DWYER
15 RIVERBANK ROAD
BAIRNSDALE VIC 3875

account balance **\$65,998.10**
as at 31 May 23

account name AMANDA JANE DWYER &
PAUL ANTHONY DWYER ATF
PATAK PROVIDENT FUND
account no. 967029836

transaction	description	debits	credits	balance
28.04.23	OPENING BALANCE			60,792.54
11.05.23	Deposit SuperChoice P/L PC100523-194817896		1,024.69 ✓	61,817.23
15.05.23	Direct debit RI ADVICE RI FEES May-23	660.00		61,157.23
17.05.23	Deposit CLEARVIEWLIFEINV 520529169014718081		1,040.09 ✓	62,197.32
18.05.23	Deposit SuperChoice P/L PC120523-112421203		2,127.70 ✓	64,325.02
25.05.23	Deposit CLEARVIEWLIFEINV 519411134014731984		500.00 ✓	64,825.02
25.05.23	Deposit SuperChoice P/L PC230523-150306159		1,039.47 ✓	65,864.49
31.05.23	Interest MACQUARIE CMA INTEREST PAID*		133.61	65,998.10

how to make a transaction

online
Log in to www.macquarie.com.au/personal

by phone
Call 133 275 to make a phone transaction

transfers from another bank account
Transfer funds from another bank to this account:
BSB 182 512
ACCOUNT NO. 967029836

deposits using BPay
From another bank



Bill code: 667022
Ref: 967 029 836

continued on next



Macquarie Cash Management Account

MACQUARIE BANK LIMITED
ABN 46 008 583 542 AFSL 237502

enquiries 1800 806 310
transact@macquarie.com
www.macquarie.com.au

GPO Box 2520
Sydney, NSW 2001

1 Shelley Street
Sydney, NSW 2000



MR P A DWYER &
MRS A J DWYER
15 RIVERBANK ROAD
BAIRNSDALE VIC 3875

account balance **\$39,999.94**
as at 30 Jun 23

account name **AMANDA JANE DWYER &
PAUL ANTHONY DWYER ATF
PATAK PROVIDENT FUND**
account no. **967029836**

transaction	description	debits	credits	balance
31.05.23	OPENING BALANCE			65,998.10
08.06.23	Deposit SuperChoice P/L PC070623-182832846		991.46 ✓	66,989.56
14.06.23	Deposit SuperChoice P/L PC080623-183081930		2,127.70 ✓	69,117.26
15.06.23	Deposit RESMED DIVIDEND AUJ23/00846690		141.97 ✓	69,259.23
15.06.23	Direct debit RI ADVICE RI FEES Jun-23	660.00 ✓		68,599.23
19.06.23	Direct debit FinClear Service 2906452	31,981.39		36,617.84
22.06.23	Deposit SuperChoice P/L PC210623-104497744		969.27	37,587.11
27.06.23	Deposit WBC DIVIDEND 001296401548		2,296.70 ✓	39,883.81
30.06.23	Interest MACQUARIE CMA INTEREST PAID*		116.13	39,999.94

how to make a transaction

online
Log in to www.macquarie.com.au/personal

by phone
Call 133 275 to make a phone transaction

transfers from another bank account
Transfer funds from another bank to this account:
BSB 182 512
ACCOUNT NO. 967029836

deposits using BPay
From another bank



Billers code: 667022
Ref: 967 029 836

continued on next



abrln Sustainable Asian Opportunities Active ETF (Managed Fund)
ARSN 106 201 236

⑆ 000007 000 ASAO



MR PAUL ANTHONY DWYER &
MRS AMANDA JANE DWYER
<PATAK PROVIDENT FUND A/C>
15 RIVERBANK ROAD
BAIRNSDALE VIC 3875

61800
ASAO

Manage your holding

www.investorcentre.com/au

Need assistance?

Online
www.investorcentre.com/au/contact

Phone
1300 850 505 (within Australia)
+61 3 9415 4000 (outside Australia)

Holder Identification Number (HIN)
HIN WITHHELD

ASX Code: ASAO
TFN/ABN Status: Quoted
Record Date: 4 July 2023
Payment Date: 14 July 2023

abrln Sustainable Asian Opportunities Active ETF (Managed Fund) Distribution Payment

Class Description	Amount per Unit (\$)	Total Units Held	Total Gross Amount (\$)
ETF	0.03347510	39,971	\$1,338.03
		Australian Withholding Tax:	\$0.00
		Net Payment:	\$1,338.03 ✓

Your Payment Instruction

MACQUARIE BANK LTD

BSB: 182-512

Account Number: XXXXXXXX36

Amount Deposited **\$1,338.03**

If payment cannot be made to the above account, the distribution amount will be withheld pending receipt of your valid direct credit instructions. Register your instructions at: www.computershare.com.au/easyupdate/asao or call Computershare on 1300 850 505.

Note: A charge may be levied for a replacement statement.

G1800
GMG



+ Goodman Group
 Goodman Limited ABN 69 000 123 071
 Goodman Funds Management Limited
 ABN 48 067 796 641; AFSL Number 223621
 As Responsible Entity for
 Goodman Industrial Trust ARSN 091 213 839
 Goodman Logistics (HK) Limited
 Company No. 1700359; ARBN 155 911 149
 A Hong Kong company with limited liability

Update your information:

Online:
www.computershare.com.au/easyupdate/gmg

By Mail:
 Computershare Investor Services Pty Limited
 GPO Box 2975 Melbourne
 Victoria 3001 Australia

Enquiries:

(within Australia) 1300 723 040
 (international) 61 3 9415 4043

Holder no.: HIN WITHHELD
 ASX code: GMG
 TFN/ABN status: QuoteJ
 Record date: 30 June 2023
 Payment date: 25 August 2023
 Ref number: 834943

013019 000 GMG
 MR PAUL ANTHONY DWYER &
 MRS AMANDA JANE DWYER
 <PATAK PROVIDENT FUND A/C>
 15 RIVERBANK ROAD
 BAIRNSDALE VIC 3875

Goodman Group Payment Advice

For the half year ended 30 June 2023

Goodman Limited Dividend

Dividend rate cents per share	Number of securities	Unfranked amount	Franked amount	Franking credit
N/A	3,247	N/A	N/A	N/A

Goodman Industrial Trust Distribution

Distribution rate cents per unit	Number of securities	Australian income	Interest income	Franked distribution	Franking credit
10 cents	3,247	\$0.00	\$8.23	\$7.83	\$3.36

Unfranked distribution	Foreign income	Concessional capital gain	Discounted capital gain	Capital gain other	Tax deferred
\$0.00	\$0.00	\$135.03	\$135.03	\$0.00	\$38.58

Goodman Logistics (HK) Limited Dividend

Dividend rate cents per CDI	Number of securities	Amount
5 cents	3,247	\$162.35

Taxable components are indicative only with actual figures provided in the enclosed 2023 Annual Tax Statement.

For the purposes of subdivision 12-H of Schedule 1 of the Taxation Administration Act 1953 (Cth), this distribution includes a 'fund payment' of \$270.06 in respect of the income year ended 30 June 2023. Further details on the 'fund payment' are available on www.goodman.com

Total gross payment (AUD):	\$487.05
Total tax withheld (AUD):	\$0.00
Total net payment (AUD):	\$487.05

Periodic Statement

The Goodman Group Periodic Statement is available at www.goodman.com/investor-centre

Note 1: You should retain this statement to assist you in preparing your tax return.

Note 2: If you require your payment to be re-issued, you may be charged an administration fee which will be deducted from your payment.

162.35
 324.70

Your payment instruction

MACQUARIE BANK LTD
 BSB: 182-512 Account number: XXXXXX36

Amount deposited

(AUD)\$487.05 ✓

If payment cannot be made to the above instruction, a cheque will be forwarded to your registered address.

61800

IAA



Manage your holdings



www.investorcentre.com/au



Computershare Investor Services Pty Limited
GPO Box 2975 Melbourne
Victoria 3001 Australia

Enquiries:



(within Australia) 1300 474 273
(outside Australia) +61 3 9415 4695

048394 000 IAA



MR PAUL ANTHONY DWYER &
MRS AMANDA JANE DWYER
<PATAK PROVIDENT FUND A/C>
15 RIVERBANK ROAD
BAIRNSDALE VIC 3875

Holder Identification Number (HIN)

HIN WITHHELD

Record Date: 4 July 2023
Payment Date: 13 July 2023

iShares Distribution
Distribution Payment

ASX	Fund Name	Cash per Security (\$)	Units	Gross Cash Amount (\$)	Tax Withheld Amount (\$)	Net Cash Amount (\$)
IAA	iShares Asia 50 ETF	0.75342753	448	337.54	0.00	337.54
			Total	337.54	0.00	337.54

Your Payment Instruction:

MACQUARIE BANK LTD BSB: 182-512 ACC: XXXXXX36

Amount Deposited: AUD\$337.54 ✓

If payment cannot be made to the above account, the distribution amount will be held as a non-interest bearing deposit pending receipt of your valid direct credit instructions. Register your instructions at www.investorcentre.com/au or call Computershare on 1300 474 273.

Note 1: You should refer to the iShares tax booklet for Australian domiciled iShares ETFs at www.blackrock.com/au for more tax related information. Please retain this statement in a safe place as a charge may be levied for a replacement.

Note 2: If you require a payment to be re-issued, you may be charged an administrative fee which will be deducted from your payment. Fees are applicable to certain types of payments valued at over \$100 AU.

IT'S TIME TO THINK SUSTAINABLY.

Expect more from iShares ESG ETFs. Turn over to learn more.



61800
NDQ



Responsible Entity: Betashares Capital Ltd
ABN 78 139 566 868 | AFSL 341181
ARSN 169 907 564

All Registry communications to:
C/- Link Market Services Limited
Locked Bag A14, Sydney South, NSW, 1235
Telephone: +61 2 300 202 738
ASX Code: NDQ
Email: betashares@linkmarketservices.com.au
Website: www.linkmarketservices.com.au



034 367948

MR PAUL ANTHONY DWYER &
MRS AMANDA JANE DWYER
<PATAK PROVIDENT FUND A/C>
15 RIVERBANK ROAD
BAIRNSDALE VIC 3875

Distribution Advice

Payment date: 18 July 2023
Record date: 4 July 2023
Reference no.: X*****3545

TFN/ABN RECEIVED AND RECORDED

Dear Unitholder,

BETASHARES NASDAQ 100 ETF

Distribution statement for the period ended 30 June 2023

A distribution payment has been made in respect of your units as at the Record date. The final details of the distribution components (including any non-assessable amounts) are advised in the Attribution Managed Investment Trust Member Annual (AMMA) Statement for the year ended 30 June 2023.

Visit our Investor Centre at www.linkmarketservices.com.au where you can view and change your details, including updating your email address to ensure that you receive distribution notifications by email.



Class Description	Rate per Unit	Participating Units	Gross Amount
Ordinary Units	78.268588 cents	3,274	\$2,562.51
		Net Amount:	\$2,562.51 ✓

PAYMENT REMITTED TO:


MACQUARIE BANK
1 SHELLEY STREET
SYDNEY NSW 2000

Account Name: AJ DWYER & PA DWYER ATF <PATAK PROVIDENT FUND>
BSB: 182-512 ACC: *****9836
Direct Credit Reference No.: 001298662522

Subscribe to content that interests you.

Betashares has a range of weekly, monthly and quarterly newsletters to keep you up to date with what's happening in markets and the world of investing.

Learn more at betashares.com.au/subscribe



This statement contains important information; Please retain this statement for taxation purposes as a charge may be levied for replacement.

61800
TCL

Transurban

Transurban Holdings Limited ABN 86 098 143 429
 Transurban Infrastructure Management Limited ABN 27 098 147 678
 As responsible entity of Transurban Holding Trust ARSN 098 807 419
 Transurban International Limited ABN 90 121 746 825

029824 000 TCL



MR PAUL ANTHONY DWYER &
 MRS AMANDA JANE DWYER
 <PATAK PROVIDENT FUND A/C>
 15 RIVERBANK ROAD
 BAIRNSDALE VIC 3875

Update Your Information

www.computershare.com.au/easyupdate/tcl

Computershare Investor Services Pty Limited
 GPO Box 2975 Melbourne
 Victoria 3001 Australia

(within Australia) 1300 360 146
 (international) +61 3 9415 4315

Holder Identification Number (HIN)	HIN WITHHELD
ASX Code	TCL
TFN/ABN Status	Quoted
Record Date	30 June 2023
Payment Date	21 August 2023
Direct Credit Reference No.	87979E

Distribution on Stapled Securities

Set out below are the details of your August 2023 distribution totalling 31.5 cents per security (less withholding tax where applicable).

Transurban Holdings Limited Dividend ¹	Triple Stapled Securities
Dividend per Security (cents)	1.00
Number of Securities	5,669
Dividend - Franked	\$56.69
Dividend - Unfranked	\$0.00
Net Dividend	\$56.69
Franking Credit	\$24.30
Transurban Holding Trust Distribution ²	Triple Stapled Securities
Distribution per Security (cents)	30.50
Number of Securities	5,669
Non-Assessable Component	\$984.96
Interest Income	\$335.44
Rent and Other Income ³	\$371.66
Non-Concessional MIT Income (NCMI)	\$21.00
Discounted Capital Gains TARP	\$4.61
Other Capital Gains Distribution	\$4.61
Franked Distribution	\$6.77
Gross Distribution	\$1,729.05
Australian Tax Withheld	\$0.00
Net Distribution	\$1,729.05
Franking Credit	\$2.90
Total	
Number of Securities at Record Date	5,669
Total Dividend and Distribution per Security (cents)	31.50
Total Gross Dividend and Distribution	\$1,785.74
Total Australian Tax Withheld	\$0.00
Non-Assessable Component	\$984.96
Total Net Dividend and Distribution	\$1,785.74
Total Franking Credits	\$27.20

Payment Instructions

Bank Name	MACQUARIE BANK LTD
BSB	182-512
Account Number	XXXXXX36
Amount Deposited	A\$1,785.74

Important information is contained on the back of this page



Update your details online - it's fast and secure.

To update your banking instructions, Distribution Reinvestment Plan election, Tax File Number or electronic communications, simply visit www.computershare.com.au/easyupdate/tcl.

If you do not have access to the internet, please call 1300 360 146 (within Australia) or +61 3 9415 4315 (international) to speak with a Customer Service Representative.



61800
VAS
VHY

Manage your holdings



www.investorcentre.com/au



Computershare Investor Services Pty Limited
GPO Box 2975 Melbourne
Victoria 3001 Australia

1 100394 000 VAS



MR PAUL ANTHONY DWYER &
MRS AMANDA JANE DWYER
<PATAK PROVIDENT FUND A/C>
15 RIVERBANK ROAD
BAIRNSDALE VIC 3875

Enquiries:



(within Australia) 1300 757 905
(outside Australia) +61 3 9415 4815

Holder Identification Number (HIN)

HIN WITHHELD

Record Date:

4 July 2023

Payment Date:

18 July 2023

Vanguard Distribution for the Period Ended 30 June 2023

Distribution Payment

ASX	Fund Name	Cash per Security (\$)	Units	Gross Cash Amount (\$)	Tax Withheld Amount (\$)	Net Cash Amount (\$)
VAS	Vanguard Australian Shares Index ETF	0.88904131	1,157	1,028.62	0.00	1,028.62
VHY	Vanguard Australian Shares High Yield ETF	0.77397396	2,245	1,737.57	0.00	1,737.57
Total:				2,766.19	0.00	2,766.19

Your Payment Instruction:

MACQUARIE BANK LTD

BSB: 182-512

Account Number: XX>XXXX36

Amount Deposited:

AUD\$2,766.19

If payment cannot be made to the above account, the distribution amount will be held as a non-interest bearing deposit pending receipt of your valid direct credit instructions. Register your instructions at www.investorcentre.com/au or call Computershare on 1300 757 905.

Note 1: You should refer to the Vanguard tax booklet for Australian domiciled Vanguard ETFs at www.vanguard.com.au/etf for more tax related information. Please retain this statement in a safe place as a charge may be levied for a replacement.

Note 2: If you require a cash payment to be re-issued, you may be charged an administrative fee which will be deducted from your payment. Fees are applicable to certain types of payments valued at over \$100 AU.



ABN 72 072 881 086. AFS License 227263.

Vanguard® US Total Market Shares Index ETF



61800
VTS

All correspondence to:
Computershare Investor Services Pty Limited
GPO Box 2975 Melbourne
Victoria 3001 Australia
Enquiries (within Australia) 1300 757 905
(outside Australia) +61 3 9415 4813
Facsimile +61 2 8235 8209
www.investorcentre.com/contact
www.computershare.com

1 018941 000 VTS



MR PAUL ANTHONY DWYER &
MRS AMANDA JANE DWYER
<PATAK PROVIDENT FUND A/C>
15 RIVERBANK ROAD
BAIRNSDALE VIC 3875

Holder Identification Number (HIN)

HIN WITHHELD

ASX Code VTS
TFN/ABN Status Not Required
Record Date 27 June 2023
Payment Date 24 July 2023

**Vanguard US Total Market Shares Index ETF
Dividend Payment for the Period Ending 30 June 2023
Direct Credit Advice**

Class Description	Rate Per Security	Securities Held	Total Dividend (US\$)
ETF	\$0.8265	133	\$109.92

Gross Amount (US\$):	\$109.92
Non-resident withholding tax (US\$):	\$16.49
NET PAYMENT (US\$):	\$93.43
NET PAYMENT (AUD\$):	\$136.52

Currency Conversion Rate
1 US\$ = AUD\$1.461219

A withholding tax of 15% has been applied to the dividend payment.

Note: You should retain this statement to assist you in preparing your tax return. Please keep this in a safe place as a charge may be levied for a replacement. If you require a payment to be re-issued, you may be charged an administrative fee which will be deducted from your payment. Fees are applicable to certain types of payments valued at over \$100 AUD.

For additional information regarding the dividend, including estimated tax components and Fund Payment information, please visit the Announcements section of the Vanguard Investments Australia web page www.vanguard.com.au/etf

Your Payment Instruction

Bank: MACQUARIE BANK LTD
BSB: 182-512
ACC: XXXXXXXX36

Amount Deposited
AUD\$136.52 ✓

If payment cannot be made to the above instruction, a Direct Credit form will be forwarded to your registered address and your dividend entitlement shown above will be held as a non-interest bearing deposit until your new direct credit instructions are received.

GLOBAL X

by Mirae Asset

Manage Your Holding
www.investorcentre.com/au

Need Assistance?

Online
www.investorcentre.com/au/contact

Phone
1300 382 656 (within Australia)
+61 3 9415 4339 (outside Australia)

1 019759 000 ZYUS



MR PAUL ANTHONY DWYER &
MRS AMANDA JANE DWYER
<PATAK PROVIDENT FUND A/C>
15 RIVERBANK ROAD
BAIRNSDALE VIC 3875

Holder Identification Number (HIN)
HIN WITHHELD

TFN/ABN Status
Quoted

Exchange Code
ZYUS

Record Date
3 July 2023

Payment Date
17 July 2023

You Have Been Paid \$2,203.10

Your Distribution Summary

Global X S&P 500 High Yield Low Volatility ETF Distribution Payment

Class Description	Amount per Unit (\$)	Total Units Held	Total Gross Amount (\$)
ETF	0.58468598	3,768	2,203.10
		Australian Withholding Tax	0.00
		Net Payment:	2,203.10

Your Payment Instruction

Bank Name	BSB	Account Number	Amount Deposited
MACQUARIE BANK LTD	182-512	XXXXXXXX36	\$2,203.10 ✓

If payment cannot be made to the above account, the distribution amount will be withheld pending receipt of your valid direct credit instructions. Register your instructions at www.computershare.com.au/easyupdate/zyus or call Computershare on 1300 382 656.

Note: A charge may be levied for a replacement statement. You should refer to the relevant Global X Product Disclosure Statement (Taxation Considerations) available at www.globalxetfs.com.au.

We're Here To Help

If you have questions about your distribution or statement, please contact us on:

1300 382 656 (within Australia); or
+61 3 9415 4339 (outside Australia)

GLOBAL X
by Mirae Asset

Simple, Cost-Effective
Access to Commodities

GOLD WIRE ATOM GCO2

EXPLORE

Global X is a registered FSI licensed AFSL 465778. Before investing, you should read the relevant PDS & TMD available at www.globalxetfs.com.au.



Portfolio valuation

77600
72000
78200

This table provides an indicative valuation for your portfolio using unit prices available on the 30th of June 2023.

Description	Units	Price	Market Value	Portfolio Weight
PATAK Provident Fund				
Macquarie Cash Management Account - 967029836				
Macquarie CMA	40,000	\$1.00	\$40,000	100.00%
Total for Macquarie Cash Management Account - 967029836:			\$40,000	2.30%
ASX Listed Investments				
Abrdn Sust Asian Opp Active ETF (Managed Fund)	39,971	\$1.08	\$43,169	2.54%
BHP Group Limited	2,012	\$44.99	\$90,520	5.32%
Betashares Nasdaq 100 ETF	3,274	\$35.05	\$114,754	6.75%
CSL Limited	236	\$277.38	\$65,462	3.85%
Coles Group Limited	3,177	\$18.42	\$58,520	3.44%
Commonwealth Bank of Australia	745	\$100.27	\$74,701	4.39%
ETFS METAL SECURITIES AUSTRALIA LIMITED	3,008	\$26.62	\$80,073	4.71%
Global X S&P 500 High Yield Low Volatility ETF	3,768	\$12.69	\$47,816	2.81%
Goodman Group	3,247	\$20.07	\$65,167	3.83%
Macquarie Group Limited	387	\$177.62	\$68,739	4.04%
National Australia Bank Limited	2,741	\$26.37	\$72,280	4.25%
ResMed Inc.	2,544	\$32.81	\$83,469	4.91%
Rio Tinto Limited	689	\$114.69	\$79,021	4.65%
Sandfire Resources Limited	14,120	\$5.90	\$83,308	4.90%
Transurban Group	5,669	\$14.25	\$80,783	4.75%
Vanguard All-World Ex-Us Shares Index ETF	772	\$81.34	\$62,794	3.69%
Vanguard Australian Shares High Yield ETF	2,245	\$67.63	\$151,829	8.92%
Vanguard Australian Shares Index ETF	1,157	\$90.07	\$104,211	6.13%
Vanguard US Market <i>NOT CORRECT</i>	* 133	\$1.00	\$133	0.01% *
Wesfarmers Limited	1,687	\$49.34	\$83,237	4.89%
Westpac Banking Corporation	3,281	\$21.34	\$70,017	4.12%
Woodside Energy Group Ltd	2,344	\$34.44	\$80,727	4.75%
iShares Asia 50 ETF	448	\$90.30	\$40,454	2.38%
Total for ASX Listed Investments:			\$1,701,185	97.71%
Total for PATAK Provident Fund:			\$1,741,185	100.00%
Grand Total:			\$1,741,185	100.00%

VTS # 133 x \$329.34

= 133
43802.22
1,784,854.22

78200
VTS
VALUE



Search for news, symbols or company

Finance Home Watchlists My Portfolio Markets News Videos Screeners Personal Fini

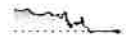
S&P Futures
4,464.75
-0.25 (-0.01%)



Dow Futures
34,664.00
-3.00 (-0.01%)



Nasdaq Futures
15,308.00
+3.25 (+0.02%)



Russell
1,873.8
+0.50 (+0.03%)

Vanguard US Total Market Shares Index ETF (VTS.AX)

☆ Follow

ASX - ASX Delayed Price. Currency in AUD

345.11 -1.25 (-0.36%)

As of 10:32AM AEST. Market open.

Start Trading >>

Plus500 CFD Service. Your capital is at risk.

Summary Chart Conversations **Historical Data** Profile Options Holdings Perform:

Time Period: Jun 28, 2023 - Jun 30, 2023 Show: Historical Prices

Frequency: Daily

Apply

Currency in AUD

Download

Date	Open	High	Low	Close*	Adj Close**	Volume
Jun 30, 2023	329.53	330.20	328.86	329.34	329.34	9,797
Jun 29, 2023	327.50	329.93	327.50	328.32	328.32	15,682
Jun 28, 2023	323.83	326.70	323.83	326.02	326.02	13,227

*Close price adjusted for splits. **Adjusted close price adjusted for splits and dividend and/or capital gain distributions.

**PATAK Provident Fund
General Ledger**

As at 30 June 2023

77600
78000
79200
MOVEMENT

Transaction Date	Description	Units	Debit	Credit	Balance \$
Shares in Listed Companies (77600)					
<u>BHP (BHP.AX)</u>					
01/07/2022	Opening Balance	1,369.00			56,471.25 DR
12/12/2022	FinClear Service 2751749 50	643.00	29,965.51		56,436.76 DR
30/06/2023	Total Revaluation - 30/06/2023 @ \$44.990000 (System Price) - 2,012.000000 Units on hand		4,083.12		90,519.88 DR
		2,012.00	34,048.63		90,519.88 DR
<u>Commonwealth Bank (CBA.AX)</u>					
01/07/2022	Opening Balance	745.00			67,333.10 DR
30/06/2023	Total Revaluation - 30/06/2023 @ \$100.270000 (System Price) - 745.000000 Units on hand		7,368.05		74,701.15 DR
		745.00	7,368.05		74,701.15 DR
<u>Coles (COL.AX)</u>					
01/07/2022	Opening Balance	3,177.00			56,582.37 DR
30/06/2023	Total Revaluation - 30/06/2023 @ \$18.420000 (System Price) - 3,177.000000 Units on hand		1,937.97		58,520.34 DR
		3,177.00	1,937.97		58,520.34 DR
<u>CSL (CSL.AX)</u>					
01/07/2022	Opening Balance	236.00			65,498.16 DR
30/06/2023	Total Revaluation - 30/06/2023 @ \$277.380000 (System Price) - 236.000000 Units on hand		1,963.52		65,461.68 DR
		236.00	1,963.52		65,461.68 DR
<u>Macquarie (MQG.AX)</u>					
01/07/2022	Opening Balance	387.00			63,665.37 DR
30/06/2023	Total Revaluation - 30/06/2023 @ \$177.620000 (System Price) - 387.000000 Units on hand		5,073.57		68,738.94 DR
		387.00	5,073.57		68,738.94 DR
<u>National Bank (NAB.AX)</u>					
01/07/2022	Opening Balance	2,138.00			58,559.82 DR
10/03/2023	FinClear Service 2821644 13 (Auto reprocessed due to distribution entered / deleted on 30/06/2023)	603.00	17,967.43		76,527.25 DR
30/06/2023	Total Revaluation - 30/06/2023 @ \$26.370000 (System Price) - 2,741.000000 Units on hand			4,247.08	72,280.17 DR
		2,741.00	17,967.43	4,247.08	72,280.17 DR
<u>Oz Minerals (OZL.AX)</u>					
01/07/2022	Opening Balance	3,889.00			69,068.64 DR
12/12/2022	FinClear Service 2751749 50	(3,889.00)		39,978.92	29,089.72 DR
12/12/2022	Unrealised Gain writeback as at 12/12/2022			29,089.72	0.00 DR
		0.00		69,068.64	0.00 DR
<u>Rio Tinto (RIO.AX)</u>					
01/07/2022	Opening Balance	689.00			70,760.30 DR
30/06/2023	Total Revaluation - 30/06/2023 @ \$114.690000 (System Price) - 689.000000 Units on hand		8,261.11		79,021.41 DR
		689.00	8,261.11		79,021.41 DR
<u>Resmed Inc (RMD.AX)</u>					

PATAK Provident Fund
General Ledger

As at 30 June 2023

Transaction Date	Description	Units	Debit	Credit	Balance \$
01/07/2022	Opening Balance	2,544.00			78,075.36 DR
30/06/2023	Total Revaluation - 30/06/2023 @ \$32.810000 (System Price) - 2,544.000000 Units on hand		5,393.28		83,468.64 DR
		2,544.00	5,393.28		83,468.64 DR
<u>Sandfire Resources (SFR.AX)</u>					
29/11/2022	FinClear Service 2739869 13	5,546.00	28,997.82		28,997.82 DR
12/12/2022	FinClear Service 2751749 50	8,574.00	46,295.61		75,293.43 DR
30/06/2023	Total Revaluation - 30/06/2023 @ \$5.900000 (System Price) - 14,120.000000 Units on hand		8,014.57		83,308.00 DR
		14,120.00	83,308.00		83,308.00 DR
<u>Vanguard Etf - CDI (VEU.AX)</u>					
01/07/2022	Opening Balance	772.00			55,915.96 DR
30/06/2023	Total Revaluation - 30/06/2023 @ \$81.340000 (System Price) - 772.000000 Units on hand		6,878.52		62,794.48 DR
		772.00	6,878.52		62,794.48 DR
<u>Westpac Bank (WBC.AX)</u>					
01/07/2022	Opening Balance	2,611.00			50,914.50 DR
10/03/2023	FinClear Service 2821644 13 (Auto reprocessed due to distribution entered / deleted on 30/06/2023)	670.00	14,982.75		65,897.25 DR
30/06/2023	Total Revaluation - 30/06/2023 @ \$21.340000 (System Price) - 3,281.000000 Units on hand		4,119.29		70,016.54 DR
		3,281.00	19,102.04		70,016.54 DR
<u>Woodside Energy (WDS.AX)</u>					
01/07/2022	Opening Balance	2,344.00			74,632.96 DR
30/06/2023	Total Revaluation - 30/06/2023 @ \$34.440000 (System Price) - 2,344.000000 Units on hand		6,094.40		80,727.36 DR
		2,344.00	6,094.40		80,727.36 DR
<u>Wesfarmers (WES.AX)</u>					
01/07/2022	Opening Balance	1,687.00			70,702.17 DR
30/06/2023	Total Revaluation - 30/06/2023 @ \$49.340000 (System Price) - 1,687.000000 Units on hand		12,534.41		83,236.58 DR
		1,687.00	12,534.41		83,236.58 DR
<u>Stapled Securities (78000)</u>					
<u>Global Data Centre Group (GDC.AX)</u>					
01/07/2022	Opening Balance	25,944.00			33,467.76 DR
29/11/2022	FinClear Service 2739869 13	(25,944.00)		43,682.07	10,214.31 CR
29/11/2022	Unrealised Gain writeback as at 29/11/2022		10,214.31		0.00 DR
		0.00	10,214.31	43,682.07	0.00 DR
<u>Goodman Group (GMG.AX)</u>					
12/12/2022	FinClear Service 2751749 50	1,639.00	29,990.36		29,990.36 DR
19/06/2023	FinClear Service 2906452 13 (Auto reprocessed due to distribution entered / deleted on 30/06/2023)	1,608.00	32,282.28		62,272.64 DR
30/06/2023	Total Revaluation - 30/06/2023 @ \$20.070000 (System Price) - 3,247.000000 Units on hand		2,894.65		65,167.29 DR
		3,247.00	65,167.29		65,167.29 DR

PATAK Provident Fund
General Ledger

As at 30 June 2023

Transaction Date	Description	Units	Debit	Credit	Balance \$
Units in Listed Unit Trusts (78200)					
<u>Abrdn Sust Asian Opp Active Etf (managed Fund) (ASAO.AX)</u>					
29/11/2022	FinClear Service 2739869 13	39,971.00	41,999.44		<1,999.44 DR
30/06/2023	Total Revaluation - 29/06/2023 @ \$1.085000 (System Price) - 39,971.000000 Units on hand		1,369.10		<3,368.54 DR
		39,971.00	43,368.54		43,368.54 DR
<u>Euro Stoxx 50 - ETF Units (ESTX.AX)</u>					
01/07/2022	Opening Balance	605.00			36,814.25 DR
29/11/2022	FinClear Service 2739869 13	(605.00)		40,027.94	3,213.69 CR
29/11/2022	Unrealised Gain writeback as at 29/11/2022		3,213.69		0.00 DR
		0.00	3,213.69	40,027.94	0.00 DR
<u>Metal Securities - ETF Physical Gold (GOLD.AX)</u>					
01/07/2022	Opening Balance	2,070.00			50,715.00 DR
19/06/2023	FinClear Service 2906452 13 (Auto reprocessed due to distribution entered / deleted on 30/06/2023)	938.00	24,974.85		75,689.85 DR
30/06/2023	Total Revaluation - 30/06/2023 @ \$26.620000 (System Price) - 3,008.000000 Units on hand		4,383.11		80,072.96 DR
		3,008.00	29,357.96		80,072.96 DR
<u>Ishares Asia 50 - ETF Units (IAA.AX)</u>					
01/07/2022	Opening Balance	448.00			40,803.84 DR
30/06/2023	Total Revaluation - 30/06/2023 @ \$90.300000 (System Price) - 448.000000 Units on hand			349.44	40,454.40 DR
		448.00		349.44	40,454.40 DR
<u>Belashares Nasdaq 100 Etf (NDQ.AX)</u>					
01/07/2022	Opening Balance	1,742.00			46,528.82 DR
29/11/2022	FinClear Service 2739869 13	1,532.00	41,976.61		88,505.43 DR
30/06/2023	Total Revaluation - 30/06/2023 @ \$35.050000 (System Price) - 3,274.000000 Units on hand		26,248.27		114,753.70 DR
		3,274.00	68,224.88		114,753.70 DR
<u>Transurban Group (TCL.AX)</u>					
01/07/2022	Opening Balance	5,669.00			81,520.22 DR
30/06/2023	Total Revaluation - 30/06/2023 @ \$14.250000 (System Price) - 5,669.000000 Units on hand			736.97	80,783.25 DR
		5,669.00		736.97	80,783.25 DR
<u>Vanguard Australian Shares Index Etf (VAS.AX)</u>					
01/07/2022	Opening Balance	1,157.00			96,898.75 DR
30/06/2023	Total Revaluation - 30/06/2023 @ \$90.070000 (System Price) - 1,157.000000 Units on hand		7,312.24		104,210.99 DR
		1,157.00	7,312.24		104,210.99 DR
<u>Vanguard International Credit Securities Index (hedged) Etf (VCF.AX)</u>					
29/11/2022	FinClear Service 2739869 13	1,157.00	43,967.44		43,967.44 DR
10/03/2023	FinClear Service 2821644 13 (Auto reprocessed due to distribution entered / deleted on 30/06/2023)	(1,157.00)		43,967.44	0.00 DR
		0.00	43,967.44	43,967.44	0.00 DR
<u>Vanguard Australian Shares High Yield ETF (VHY.AX)</u>					

PATAK Provident Fund
General Ledger

As at 30 June 2023

Transaction Date	Description	Units	Debit	Credit	Balance \$
01/07/2022	Opening Balance	1,592.00			99,818.40 DR
19/06/2023	FinClear Service 2906452 13 (Auto reprocessed due to distribution entered / deleted on 30/06/2023)	653.00	44,011.33		143,829.73 DR
30/06/2023	Total Revaluation - 30/06/2023 @ \$67.630000 (System Price) - 2,245.000000 Units on hand		7,999.62		151,829.35 DR
		2,245.00	52,010.95		151,829.35 DR
<u>Vanguard Us Total Market Shares Index Etf (VTS.AX)</u>					
10/03/2023	FinClear Service 2821644 13 (Auto reprocessed due to distribution entered / deleted on 30/06/2023)	133.00	40,687.81		40,687.81 DR
30/06/2023	Total Revaluation - 30/06/2023 @ \$329.340000 (System Price) - 133.000000 Units on hand		3,114.41		43,802.22 DR
		133.00	43,802.22		43,802.22 DR
<u>S&p/Asx 300 High Yield Plus - ETF Units (ZYAU.AX)</u>					
01/07/2022	Opening Balance	8,559.00			72,409.14 DR
19/06/2023	FinClear Service 2906452 13 (Auto reprocessed due to distribution entered / deleted on 30/06/2023)	(8,559.00)		100,002.59	27,593.45 CR
19/06/2023	Unrealised Gain writeback as at 19/06/2023		27,593.45		0.00 DR
		0.00	27,593.45	100,002.59	0.00 DR
<u>S&p 500 High Yield Low Volatility - ETF Units (ZYUS.AX)</u>					
01/07/2022	Opening Balance	3,768.00			5,508.56 DR
30/06/2023	Total Revaluation - 30/06/2023 @ \$12.690000 (System Price) - 3,768.000000 Units on hand			3,692.64	47,815.92 DR
		3,768.00		3,692.64	47,815.92 DR
Total Debits:			604,163.90		
Total Credits:				305,774.81	



This trade was executed by Shaw and Partners Limited (ABN 24 003 221 583), a participant of ASX Limited, Cboe Australia Pty Limited and holder of AFSL 236048 and cleared by FinClear Services Pty Ltd (ABN 60 136 184 962) holder of AFSL No 338264.

THIS CONFIRMATION IS A TAX INVOICE

This confirmation is issued subject to the directions, decisions and requirements of the relevant market operator, the ASIC Market Integrity Rules, the relevant market Operating Rules, the ASX Clear Operating Rules and where relevant, the ASX Settlement Operating Rules, the customs and usages of the relevant market; and the correction of errors and omissions.

MR PAUL ANTHONY DWYER + MRS
AMANDA JANE DWYER
PATAK PROVIDENT FUND A/C
15 RIVERBANK ROAD
BAIRNSDALE VIC 3875

Recorded Registration Details

MR PAUL ANTHONY DWYER +
MRS AMANDA JANE DWYER
<PATAK PROVIDENT FUND A/C>
15 RIVERBANK ROAD
BAIRNSDALE VIC 3875

Shaw and Partners Limited has bought for you
COMPANY: BHP GROUP LIMITED
SECURITY: ORDINARY FULLY PAID

Market ASX
Market Code: BHP
ISIN AU000000BHP4

Account No. S1619689
Advisor JANEEN SHARP (RIB)
Confirmation No. 151536692
Confirmation Date 08/12/2022
Trade Date 08/12/2022


Last of Order

QUANTITY	PRICE	CONSIDERATION
290	46.3450	13,440.05
353	46.3500	16,361.55
TOTAL	AVERAGE	TOTAL
643 ✓	46.3477	\$29,801.60
All brokerage and fees have been charged by Shaw and Partners Limited		
Brokerage (0.50%)		\$149.01
GST		\$14.90
AMOUNT DUE AND PAYABLE		\$29,965.51

ASX SETTLEMENT DATE 12/12/2022

SETTLEMENT INFORMATION

Payment is due by the Settlement Date. Automatic sweep from your CMT or bank account will occur on Settlement Date. Alternatively you can pay via BPAY (please schedule before 6:00PM the day before Settlement Date).



Biller Code: 244764
Ref: 00016196891

Telephone & Internet Banking — BPAY®
Contact your bank or financial institution to make this payment from your cheque, savings, debit or transaction account. More info: www.bpay.com.au

©Registered to BPAY Pty Ltd ABN 69 079 137 5-8

Shaw and Partners

Financial Services

77600
NAB



This trade was executed by Shaw and Partners Limited (ABN 24 003 221 583), a participant of ASX Limited, Cboe Australia Pty Limited and holder of AFSL 236048 and cleared by FinClear Services Pty Ltd (ABN 60 136 184 962) holder of AFSL No 338264.

THIS CONFIRMATION IS A TAX INVOICE This confirmation is issued subject to the directions, decisions and requirements of the relevant market operator, the ASIC Market Integrity Rules, the relevant market Operating Rules, the ASX Clear Operating Rules and where relevant, the ASX Settlement Operating Rules, the customs and usages of the relevant market, and the correction of errors and omissions.

MR PAUL ANTHONY DWYER + MRS AMANDA JANE DWYER
PATAK PROVIDENT FUND A/C
15 RIVERBANK ROAD
BAIRNSDALE VIC 3875

Recorded Registration Details
MR PAUL ANTHONY DWYER + MRS AMANDA JANE DWYER
<PATAK PROVIDENT FUND A/C>
15 RIVERBANK ROAD
BAIRNSDALE VIC 3875

Shaw and Partners Limited has bought for you
COMPANY: NATIONAL AUSTRALIA BANK LIMITED
SECURITY: ORDINARY FULLY PAID

Market: ASX
 Market Code: NAB
 ISIN: AU000000NAB4

Account No. S1619689
Advisor JANEEN SHARP (RIB)
Confirmation No. 155618734
Confirmation Date 08/03/2023
Trade Date 08/03/2023

Last of Order

QUANTITY	PRICE	CONSIDERATION
378	29.6300	11,200.14
225	29.6400	6,669.00
TOTAL	AVERAGE	TOTAL
603 ✓	29.6337	\$17,869.14
<small>All brokerage and fees have been charged by Shaw and Partners Limited</small>		
Brokerage (0.50%)		\$89.35
GST		\$8.94
AMOUNT DUE AND PAYABLE		\$17,967.43

ASX SETTLEMENT DATE 10/03/2023

SETTLEMENT INFORMATION

Payment is due by the Settlement Date. Automatic sweep from your CMT or bank account will occur on Settlement Date. Alternatively you can pay via BPAY (please schedule before 6:00PM the day before Settlement Date).



Billor Code: 244764
Ref: 00016196891

Telephone & Internet Banking -- BPAY®
 Contact your bank or financial institution to make this payment from your cheque, savings, debit or transaction account. More info: www.bpay.com.au

©Registered to BPAY Pty Ltd ABN 69 073 137 518



This trade was executed by Shaw and Partners Limited (ABN 24 003 221 583), a participant of ASX Limited, Cboe Australia Pty Limited and holder of AFSL 236048 and cleared by FinClear Services Pty Ltd (ABN 60 136 184 962) holder of AFSL No 338264.

THIS CONFIRMATION IS A TAX INVOICE This confirmation is issued subject to the directions, decisions and requirements of the relevant market operator, the ASIC Market Integrity Rules, the relevant market Operating Rules, the ASX Clear Operating Rules and where relevant, the ASX Settlement Operating Rules, the customs and usages of the relevant market, and the correction of errors and omissions.

MR PAUL ANTHONY DWYER + MRS
AMANDA JANE DWYER
PATAK PROVIDENT FUND A/C
15 RIVERBANK ROAD
BAIRNSDALE VIC 3875

Shaw and Partners Limited has sold for you
COMPANY: OZ MINERALS LIMITED
SECURITY: ORDINARY FULLY PAID

Market: ASX
Market Code: OZL
ISIN: AU000000OZLB

Account No. S1619689
Advisor JANEEN SHARP (RIB)
Confirmation No. 151536663
Confirmation Date 08/12/2022
Trade Date 08/12/2022

Last of Order
CHESS Sponsored

QUANTITY	PRICE	CONSIDERATION
3,889	27.4850	106,889.17
TOTAL	AVERAGE	TOTAL
3,889	27.4850	\$106,889.17
All brokerage and fees have been charged by Shaw and Partners Limited		
Brokerage (0.50%)		\$534.45
GST		\$53.45
NET PROCEEDS		\$106,301.27

ASX SETTLEMENT DATE 12/12/2022

Settlement Instructions

**IF THIS HOLDING IS CHESS SPONSORED BY SHAW AND PARTNERS LIMITED,
NO ADDITIONAL SECURITY INFORMATION IS REQUIRED**

OTHERWISE

If the information has not been supplied to your advisor at the time of placing your order, please supply immediately your:-

SRN - Security Reference Number (if the holding is not CHESS sponsored by SHAW AND PARTNERS LIMITED)

PAYMENT INSTRUCTION

If this Information has not been supplied or you wish to make a change to your standing instructions, kindly contact your advisor by telephone immediately.

Shaw and Partners

Financial Services



This trade was executed by Shaw and Partners Limited (ABN 24 003 221 583), a participant of ASX Limited, Cboe Australia Pty Limited and holder of AFSL 236048 and cleared by FinClear Services Pty Ltd (ABN 60 136 184 962) holder of AFSL No 338264.

THIS CONFIRMATION IS A TAX INVOICE This confirmation is issued subject to the directions, decisions and requirements of the relevant market operator, the ASIC Market Integrity Rules, the relevant market Operating Rules, the ASX Clear Operating Rules and where relevant, the ASX Settlement Operating Rules, the customs and usages of the relevant market, and the correction of errors and omissions.

MR PAUL ANTHONY DWYER + MRS AMANDA JANE DWYER
PATAK PROVIDENT FUND A/C
15 RIVERBANK ROAD
BAIRNSDALE VIC 3875

Recorded Registration Details
MR PAUL ANTHONY DWYER + MRS AMANDA JANE DWYER
<PATAK PROVIDENT FUND A/C>
15 RIVERBANK ROAD
BAIRNSDALE VIC 3875

Shaw and Partners Limited has bought for you
COMPANY: SANDFIRE RESOURCES LIMITED
SECURITY: ORDINARY FULLY PAID

Market	ASX
Market Code:	SFR
ISIN	AU000000SFR8

Account No.	S1619689
Advisor	JANEEN SHARP (RIB)
Confirmation No.	150828151
Confirmation Date	25/11/2022
Trade Date	25/11/2022
Last of Order	

QUANTITY	PRICE	CONSIDERATION
5,546	5.2000	28,839.20
TOTAL	AVERAGE	TOTAL
5,546 ✓	5.2000	\$28,839.20
All brokerage and fees have been charged by Shaw and Partners Limited		
Brokerage (0.50%)		\$144.20
GST		\$14.42
AMOUNT DUE AND PAYABLE		\$28,997.82

ASX SETTLEMENT DATE 29/11/2022

SETTLEMENT INFORMATION

Payment is due by the Settlement Date. Automatic sweep from your CMT or bank account will occur on Settlement Date. Alternatively you can pay via BPAY (please schedule before 6:00PM the day before Settlement Date).

Biller Code: 244764
Ref: 00016196891

Telephone & Internet Banking — BPAY®
 Contact your bank or financial institution to make this payment from your cheque, savings, debit or transaction account. More info: www.bpay.com.au

©Registered to BPAY Pty Ltd ABN 69 079 137 518



This trade was executed by Shaw and Partners Limited (ABN 24 003 221 583), a participant of ASX Limited, Cboe Australia Pty Limited and holder of AFSL 236048 and cleared by FinClear Services Pty Ltd (ABN 60 136 184 962) holder of AFSL No 338264.

THIS CONFIRMATION IS A TAX INVOICE	This confirmation is issued subject to the directions, decisions and requirements of the relevant market operator, the ASIC Market Integrity Rules, the relevant market Operating Rules, the ASX Clear Operating Rules and where relevant, the ASX Settlement Operating Rules, the customs and usages of the relevant market; and the correction of errors and omissions.
---	---

**MR PAUL ANTHONY DWYER + MRS AMANDA JANE DWYER
PATAK PROVIDENT FUND A/C
15 RIVERBANK ROAD
BAIRNSDALE VIC 3875**

Recorded Registration Details
MR PAUL ANTHONY DWYER +
MRS AMANDA JANE DWYER
<PATAK PROVIDENT FUND A/C>
15 RIVERBANK ROAD
BAIRNSDALE VIC 3875

Shaw and Partners Limited has bought for you
COMPANY: SANDFIRE RESOURCES LIMITED
SECURITY: ORDINARY FULLY PAID

Market	ASX
Market Code:	SFR
ISIN	AU000000SFR8

Account No.	S1619689
Advisor	JANEEN SHARP (RIB)
Confirmation No.	151538304
Confirmation Date	08/12/2022
Trade Date	08/12/2022
Last of Order	

QUANTITY	PRICE	CONSIDERATION
8,574 ✓	5.3700	46,042.38
TOTAL	AVERAGE	TOTAL
8,574	5.3700	\$46,042.38
<small>All brokerage and fees have been charged by Shaw and Partners Limited</small>		
Brokerage (0.50%)		\$230.21
GST		\$23.02
AMOUNT DUE AND PAYABLE		\$46,295.61

ASX SETTLEMENT DATE 12/12/2022

SETTLEMENT INFORMATION

Payment is due by the Settlement Date. Automatic sweep from your CMT or bank account will occur on Settlement Date. Alternatively you can pay via BPAY (please schedule before 6:00PM the day before Settlement Date).

B PAY	Billor Code: 244764
	Ref: 00016196891
Telephone & Internet Banking — BPAY®	
Contact your bank or financial institution to make this payment from your cheque, savings, debit or transaction account. More info: www.bpay.com.au	
<small>©Registered to BPAY Pty Ltd ABN 69 079 137 518</small>	



77600
WBC

This trade was executed by Shaw and Partners Limited (ABN 24 003 221 583), a participant of ASX Limited, Cboe Australia Pty Limited and holder of AFSL 236048 and cleared by FinClear Services Pty Ltd (ABN 60 136 184 962) holder of AFSL No 338264.

THIS CONFIRMATION IS A TAX INVOICE <small>This confirmation is issued subject to the directions, decisions and requirements of the relevant market operator, the ASIC Market Integrity Rules, the relevant market Operating Rules, the ASX Clear Operating Rules and where relevant, the ASX Settlement Operating Rules, the customs and usages of the relevant market, and the correction of errors and omissions.</small>																									
MR PAUL ANTHONY DWYER + MRS AMANDA JANE DWYER PATAK PROVIDENT FUND A/C 15 RIVERBANK ROAD BAIRNSDALE VIC 3875	Recorded Registration Details MR PAUL ANTHONY DWYER + MRS AMANDA JANE DWYER <PATAK PROVIDENT FUND A/C> 15 RIVERBANK ROAD BAIRNSDALE VIC 3875																								
Shaw and Partners Limited has bought for you COMPANY: WESTPAC BANKING CORPORATION SECURITY: ORDINARY FULLY PAID	Market: ASX Market Code: WBC ISIN: AU000000WBC1																								
Account No. S1619689 Advisor JANEEN SHARP (RIB) Confirmation No. 155618799 Confirmation Date 08/03/2023 Trade Date 08/03/2023 Last of Order	<table border="1"> <thead> <tr> <th>QUANTITY</th> <th>PRICE</th> <th>CONSIDERATION</th> </tr> </thead> <tbody> <tr> <td>670</td> <td>22.2400</td> <td>14,900.80</td> </tr> <tr> <td>TOTAL</td> <td>AVERAGE</td> <td>TOTAL</td> </tr> <tr> <td>670 ✓</td> <td>22.2400</td> <td>\$14,900.80</td> </tr> <tr> <td colspan="3"><small>All brokerage and fees have been charged by Shaw and Partners Limited</small></td> </tr> <tr> <td>Brokerage (0.50%)</td> <td></td> <td>574.50</td> </tr> <tr> <td>GST</td> <td></td> <td>\$7.45</td> </tr> <tr> <td colspan="2">AMOUNT DUE AND PAYABLE</td> <td>\$14,962.75</td> </tr> </tbody> </table>	QUANTITY	PRICE	CONSIDERATION	670	22.2400	14,900.80	TOTAL	AVERAGE	TOTAL	670 ✓	22.2400	\$14,900.80	<small>All brokerage and fees have been charged by Shaw and Partners Limited</small>			Brokerage (0.50%)		574.50	GST		\$7.45	AMOUNT DUE AND PAYABLE		\$14,962.75
QUANTITY	PRICE	CONSIDERATION																							
670	22.2400	14,900.80																							
TOTAL	AVERAGE	TOTAL																							
670 ✓	22.2400	\$14,900.80																							
<small>All brokerage and fees have been charged by Shaw and Partners Limited</small>																									
Brokerage (0.50%)		574.50																							
GST		\$7.45																							
AMOUNT DUE AND PAYABLE		\$14,962.75																							
ASX SETTLEMENT DATE 10/03/2023																									

SETTLEMENT INFORMATION
 Payment is due by the Settlement Date. Automatic sweep from your CMT or bank account will occur on Settlement Date. Alternatively you can pay via BPAY (please schedule before 6:00PM the day before Settlement Date).

Bill Code: 244764
Ref: 00016196891

Telephone & Internet Banking — BPAY®
 Contact your bank or financial institution to make this payment from your cheque, savings, debit or transaction account. More info: www.bpay.com.au

©Registered to BPAY Pty Ltd ABN 69 079 137 518



78000
GDC

This trade was executed by Shaw and Partners Limited (ABN 24 003 221 583), a participant of ASX Limited, Cboe Australia Pty Limited and holder of AFSL 236048 and cleared by FinClear Services Pty Ltd (ABN 60 136 184 962) holder of AFSL No 338264.

CONFIRMATION TAX INVOICE This confirmation is issued subject to the directions, decisions and requirements of the relevant market operator, the ASIC Market Integrity Rules, the relevant market Operating Rules, the ASX Clear Operating Rules and where relevant, the ASX Settlement Operating Rules, the customs and usages of the relevant market; and the correction of errors and omissions.

MR PAUL ANTHONY DWYER + MRS
AMANDA JANE DWYER
PATAK PROVIDENT FUND A/C
15 RIVERBANK ROAD
BAIRNSDALE VIC 3875

Shaw and Partners Limited has sold for you
COMPANY: GLOBAL DATA CENTRE GROUP
SECURITY: FULLY PAID UNITS STAPLED SECURITIES

Account No. S1619689
Investor JANEEN SHARP (RIB)
Confirmation No. 150829967
Confirmation Date 25/11/2022
Trade Date 25/11/2022
Type of Order
CHESS Sponsored

Market	ASX
Market Code:	GDC
ISIN	AU0000137879

Market	ASX
Market Code:	GDC
ISIN	AU0000137879

QUANTITY	PRICE	CONSIDERATION
4,130	1.1800	4,873.40
10,556	1.1850	12,508.86
4,531	1.1950	5,414.55
6,727	1.2000	8,072.40
TOTAL	AVERAGE	TOTAL
25,944 ✓	1.1898	\$30,869.21
All brokerage and fees have been charged by Shaw and Partners Limited		
Brokerage (0.50%)		\$154.35
GST		\$15.44
NET PROCEEDS		\$30,699.42

ASX SETTLEMENT DATE 29/11/2022

Settlement Instructions

**IF THIS HOLDING IS CHESS SPONSORED BY SHAW AND PARTNERS LIMITED,
NO ADDITIONAL SECURITY INFORMATION IS REQUIRED**

OTHERWISE
If the information has not been supplied to your advisor at the time of placing your order, please supply immediately your:-

SRN - Security Reference Number (if the holding is not CHESS sponsored by SHAW AND PARTNERS LIMITED)

PAYMENT INSTRUCTION
If this Information has not been supplied or you wish to make a change to your standing instructions, kindly contact your advisor by telephone immediately.



This order was executed by Shaw and Partners Limited (ABN 24 003 221 583), a participant of ASX Limited, Cboe Australia Pty Limited and holder of AFSL 236048 and cleared by FinClear Services Pty Ltd (ABN 60 136 184 962) holder of AFSL No 338264.

DISCLAIMER
CONFIRMATION

This confirmation is issued subject to the directions, decisions and requirements of the relevant market operator, the ASIC Market Integrity Rules, the relevant market Operating Rules, the ASX Clear Operating Rules and where relevant, the ASX Settlement Operating Rules, the customs and usages of the relevant market, and the correction of errors and omissions.

**MR PAUL ANTHONY DWYER + MRS
AMANDA JANE DWYER
PATAK PROVIDENT FUND A/C
15 RIVERBANK ROAD
BAIRNSDALE VIC 3875**

Recorded Registration Details
**MR PAUL ANTHONY DWYER +
MRS AMANDA JANE DWYER
<PATAK PROVIDENT FUND A/C>
15 RIVERBANK ROAD
BAIRNSDALE VIC 3875**

Shaw and Partners Limited has bought for you
COMPANY: GOODMAN GROUP
SECURITY: FULLY PAID ORDINARY/UNITS STAPLED SECURITIES

Market: ASX
Market Code: GMG
ISIN: AU000000GMG2

Account No. S1619689
Advisor JANEEN SHARP (RIB)
Confirmation No. 151536745
Confirmation Date 08/12/2022
Trade Date 08/12/2022

QUANTITY	PRICE	CONSIDERATION
697	18.1950	12,681.92
942	18.2000	17,144.40

Last of Order

TOTAL	AVERAGE	TOTAL
1,639 ✓	18.1979	\$29,826.32

All brokerage and fees have been charged by Shaw and Partners Limited

Brokerage (0.50%)	\$149.13
GST	\$14.91

ASX SETTLEMENT DATE 12/12/2022

AMOUNT DUE AND PAYABLE \$29,990.36

SETTLEMENT INFORMATION

Payment is due by the Settlement Date. Automatic sweep from your CMT or bank account will occur on Settlement Date. Alternatively you can pay via BPAY (please schedule before 6:00PM the day before Settlement Date).

Biller Code: 244764
Ref: 00016196891

Telephone & Internet Banking – BPAY®
Contact your bank or financial institution to make this payment from your cheque, savings, debit or transaction account. More info: www.bpay.com.au

78000
CMT

This trade was executed by Shaw and Partners Limited (ABN 24 003 221 583), a participant of ASX Limited, Cboe Australia Pty Limited and holder of AFSL 236048 and cleared by FinClear Services Pty Ltd (ABN 60 136 184 962) holder of AFSL No 338264.

DISCLAIMER This confirmation is issued subject to the directions, decisions and requirements of the relevant market operator, the ASIC Market Integrity Rules, the relevant market Operating Rules, the ASX Clear Operating Rules and where relevant, the ASX Settlement Operating Rules, the customs and usages of the relevant market; and the correction of errors and omissions.

MR PAUL ANTHONY DWYER + MRS AMANDA JANE DWYER
PATAK PROVIDENT FUND A/C
15 RIVERBANK ROAD
BAIRNSDALE VIC 3875

Recorded Registration Details
MR PAUL ANTHONY DWYER +
MRS AMANDA JANE DWYER
<PATAK PROVIDENT FUND A/C>
15 RIVERBANK ROAD
BAIRNSDALE VIC 3875

Shaw and Partners Limited has bought for you
ORDER: GOODMAN GROUP
SECURITY: FULLY PAID ORDINARY/UNITS STAPLED SECURITIES

Market: ASX
Market Code: GMG
ISIN: AU000000GMG2

Account No. S1619689
Advisor JANEEN SHARP (RIB)
Confirmation No. 160465575
Confirmation Date 15/06/2023
Trade Date 15/06/2023

Lot of Order

QUANTITY	PRICE	CONSIDERATION
28	19.9550	558.74
564	19.9600	11,257.44
1,016	19.9700	20,289.52

TOTAL	AVERAGE	TOTAL
1,608	19.9662	\$32,105.70

All brokerage and fees have been charged by Shaw and Partners Limited

Brokerage (0.50%)	\$160.53
GST	\$16.05
AMOUNT DUE AND PAYABLE	\$32,282.28

ASX SETTLEMENT DATE 19/06/2023

SETTLEMENT INFORMATION
Payment is due by the Settlement Date. Automatic sweep from your CMT or bank account will occur on Settlement Date. Alternatively you can pay via BPAY (please schedule before 6:00PM the day before Settlement Date).



Biller Code: 244764
Ref: 00016196891

Telephone & Internet Banking — BPAY®
Contact your bank or financial institution to make this payment from your cheque, savings, debit or transaction account. More info: www.bpay.com.au

©Registered to BPAY Pty Ltd ABN 69 079 137 518

Shaw and Partners

Financial Services

78200
ASAO



This trade was executed by Shaw and Partners Limited (ABN 24 003 221 583), a participant of ASX Limited, Cboe Australia Pty Limited and holder of AFSL 236048 and cleared by FinClear Services Pty Ltd (ABN 60 136 184 962) holder of AFSL No 338264.

THIS CONFIRMATION IS A TAX INVOICE	This confirmation is issued subject to the directions, decisions and requirements of the relevant market operator, the ASIC Market Integrity Rules, the relevant market Operating Rules, the ASX Clear Operating Rules and where relevant, the ASX Settlement Operating Rules, the customs and usages of the relevant market; and the correction of errors and omissions.																																	
MR PAUL ANTHONY DWYER + MRS AMANDA JANE DWYER PATAK PROVIDENT FUND A/C 15 RIVERBANK ROAD BAIRNSDALE VIC 3875	Recorded Registration Details MR PAUL ANTHONY DWYER + MRS AMANDA JANE DWYER <PATAK PROVIDENT FUND A/C> 15 RIVERBANK ROAD BAIRNSDALE VIC 3875																																	
Shaw and Partners Limited has bought for you COMPANY: ABRDN SUST ASIAN OPP ACTIVE ETF (MANAGED FUND) SECURITY: ABRDN SUST ASIAN OPP ACTIVE ETF (MANAGED FUND)	<table border="1"> <tr><td>Market</td><td>ASX</td></tr> <tr><td>Market Code:</td><td>ASAO</td></tr> <tr><td>ISIN</td><td>AU0000236804</td></tr> </table>	Market	ASX	Market Code:	ASAO	ISIN	AU0000236804																											
Market	ASX																																	
Market Code:	ASAO																																	
ISIN	AU0000236804																																	
<table border="1"> <tr><td>Account No.</td><td>S1619689</td></tr> <tr><td>Advisor</td><td>JANEEN SHARP (RIB)</td></tr> <tr><td>Confirmation No.</td><td>150828037</td></tr> <tr><td>Confirmation Date</td><td>25/11/2022</td></tr> <tr><td>Trade Date</td><td>25/11/2022</td></tr> <tr><td colspan="2">Last of Order</td></tr> </table>	Account No.	S1619689	Advisor	JANEEN SHARP (RIB)	Confirmation No.	150828037	Confirmation Date	25/11/2022	Trade Date	25/11/2022	Last of Order		<table border="1"> <thead> <tr> <th>QUANTITY</th> <th>PRICE</th> <th>CONSIDERATION</th> </tr> </thead> <tbody> <tr> <td style="text-align: center;">39,971</td> <td style="text-align: center;">1.0450</td> <td style="text-align: right;">41,769.70</td> </tr> <tr> <td colspan="2" style="text-align: center;">TOTAL</td> <td style="text-align: center;">TOTAL</td> </tr> <tr> <td style="text-align: center;">39,971 ✓</td> <td style="text-align: center;">1.0450</td> <td style="text-align: right;">\$41,769.70</td> </tr> <tr> <td colspan="3" style="text-align: center;"><small>All brokerage and fees have been charged by Shaw and Partners Limited</small></td> </tr> <tr> <td colspan="2"> Brokerage (0.50%) GST </td> <td style="text-align: right;"> \$208.85 \$20.89 </td> </tr> <tr> <td colspan="2">AMOUNT DUE AND PAYABLE</td> <td style="text-align: right;">\$41,999.44</td> </tr> </tbody> </table>	QUANTITY	PRICE	CONSIDERATION	39,971	1.0450	41,769.70	TOTAL		TOTAL	39,971 ✓	1.0450	\$41,769.70	<small>All brokerage and fees have been charged by Shaw and Partners Limited</small>			Brokerage (0.50%) GST		\$208.85 \$20.89	AMOUNT DUE AND PAYABLE		\$41,999.44
Account No.	S1619689																																	
Advisor	JANEEN SHARP (RIB)																																	
Confirmation No.	150828037																																	
Confirmation Date	25/11/2022																																	
Trade Date	25/11/2022																																	
Last of Order																																		
QUANTITY	PRICE	CONSIDERATION																																
39,971	1.0450	41,769.70																																
TOTAL		TOTAL																																
39,971 ✓	1.0450	\$41,769.70																																
<small>All brokerage and fees have been charged by Shaw and Partners Limited</small>																																		
Brokerage (0.50%) GST		\$208.85 \$20.89																																
AMOUNT DUE AND PAYABLE		\$41,999.44																																
ASX SETTLEMENT DATE	29/11/2022																																	

SETTLEMENT INFORMATION

Payment is due by the Settlement Date. Automatic sweep from your CMT or bank account will occur on Settlement Date. Alternatively you can pay via BPAY (please schedule before 6:00PM the day before Settlement Date).

Bill Code: 24764
Ref: 00016196891

Telephone & Internet Banking — BPAY®
 Contact your bank or financial institution to make this payment from your cheque, savings, debit or transaction account. More info: www.bpay.com.au

©Registered to BPAY Pty Ltd ABN 69 079 137 518

ShawandPartners

Financial Services

TRD00
ESTX



This trade was executed by Shaw and Partners Limited (ABN 24 003 221 583), a participant of ASX Limited, Cboe Australia Pty Limited and holder of AFSL 236048 and cleared by FinClear Services Pty Ltd (ABN 60 136 184 962) holder of AFSL No 338264.

THIS CONFIRMATION IS A TAX INVOICE	This confirmation is issued subject to the directions, decisions and requirements of the relevant market operator, the ASIC Market Integrity Rules, the relevant market Operating Rules, the ASX Clear Operating Rules and where relevant, the ASX Settlement Operating Rules, the customs and usages of the relevant market; and the correction of errors and omissions.
---	---

MR PAUL ANTHONY DWYER + MRS AMANDA JANE DWYER PATAK PROVIDENT FUND A/C 15 RIVERBANK ROAD BAIRNSDALE VIC 3875	
---	--

Shaw and Partners Limited has sold for you COMPANY: GLOBAL X EURO STOXX 50 ETF SECURITY: GLOBAL X EURO STOXX 50 ETF	<table border="1"> <tr> <td>Market</td> <td>ASX</td> </tr> <tr> <td>Market Code:</td> <td>ESTX</td> </tr> <tr> <td>ISIN</td> <td>AU00000ESTX4</td> </tr> </table>	Market	ASX	Market Code:	ESTX	ISIN	AU00000ESTX4
Market	ASX						
Market Code:	ESTX						
ISIN	AU00000ESTX4						

<table> <tr> <td>Account No.</td> <td>S1619689</td> </tr> <tr> <td>Advisor</td> <td>JANEEN SHARP (RIB)</td> </tr> <tr> <td>Confirmation No.</td> <td>150827756</td> </tr> <tr> <td>Confirmation Date</td> <td>25/11/2022</td> </tr> <tr> <td>Trade Date</td> <td>25/11/2022</td> </tr> <tr> <td colspan="2">Last of Order CHESS Sponsored</td> </tr> </table>	Account No.	S1619689	Advisor	JANEEN SHARP (RIB)	Confirmation No.	150827756	Confirmation Date	25/11/2022	Trade Date	25/11/2022	Last of Order CHESS Sponsored		<table border="1"> <thead> <tr> <th>QUANTITY</th> <th>PRICE</th> <th>CONSIDERATION</th> </tr> </thead> <tbody> <tr> <td style="text-align: center;">605</td> <td style="text-align: center;">70.0100</td> <td style="text-align: right;">42,356.05</td> </tr> <tr> <td colspan="3" style="text-align: center;">TOTAL</td> </tr> <tr> <td style="text-align: center;">605 ✓</td> <td style="text-align: center;">70.0100</td> <td style="text-align: right;">\$42,356.05</td> </tr> <tr> <td colspan="3">All brokerage and fees have been charged by Shaw and Partners Limited</td> </tr> <tr> <td>Brokerage (0.50%)</td> <td></td> <td style="text-align: right;">\$211.78</td> </tr> <tr> <td>GST</td> <td></td> <td style="text-align: right;">\$21.18</td> </tr> <tr> <td colspan="2" style="text-align: center;">NET PROCEEDS</td> <td style="text-align: right;">\$42,123.09</td> </tr> </tbody> </table>	QUANTITY	PRICE	CONSIDERATION	605	70.0100	42,356.05	TOTAL			605 ✓	70.0100	\$42,356.05	All brokerage and fees have been charged by Shaw and Partners Limited			Brokerage (0.50%)		\$211.78	GST		\$21.18	NET PROCEEDS		\$42,123.09
Account No.	S1619689																																				
Advisor	JANEEN SHARP (RIB)																																				
Confirmation No.	150827756																																				
Confirmation Date	25/11/2022																																				
Trade Date	25/11/2022																																				
Last of Order CHESS Sponsored																																					
QUANTITY	PRICE	CONSIDERATION																																			
605	70.0100	42,356.05																																			
TOTAL																																					
605 ✓	70.0100	\$42,356.05																																			
All brokerage and fees have been charged by Shaw and Partners Limited																																					
Brokerage (0.50%)		\$211.78																																			
GST		\$21.18																																			
NET PROCEEDS		\$42,123.09																																			

ASX SETTLEMENT DATE	29/11/2022
----------------------------	------------

Settlement Instructions

**IF THIS HOLDING IS CHESS SPONSORED BY SHAW AND PARTNERS LIMITED,
NO ADDITIONAL SECURITY INFORMATION IS REQUIRED**

OTHERWISE

If the information has not been supplied to your advisor at the time of placing your order, please supply immediately your:-

SRN - Security Reference Number (if the holding is not CHESS sponsored by SHAW AND PARTNERS LIMITED)

PAYMENT INSTRUCTION

If this information has not been supplied or you wish to make a change to your standing instructions, kindly contact your advisor by telephone immediately.



This trade was executed by Shaw and Partners Limited (ABN 24 003 221 583), a participant of ASX Limited, Cboe Australia Pty Limited and holder of AFSL 236048 and cleared by FinClear Services Pty Ltd (ABN 60 136 184 962) holder of AFSL No 338264.

<p>THIS CONFIRMATION IS A TAX INVOICE</p> <p>This confirmation is issued subject to the directions, decisions and requirements of the relevant market operator, the ASIC Market Integrity Rules, the relevant market Operating Rules, the ASX Clear Operating Rules and where relevant, the ASX Settlement Operating Rules, the customs and usages of the relevant market, and the correction of errors and omissions.</p>																									
<p>MR PAUL ANTHONY DWYER + MRS AMANDA JANE DWYER PATAK PROVIDENT FUND A/C 15 RIVERBANK ROAD BAIRNSDALE VIC 3875</p>	<p>Recorded Registration Details MR PAUL ANTHONY DWYER + MRS AMANDA JANE DWYER <PATAK PROVIDENT FUND A/C> 15 RIVERBANK ROAD BAIRNSDALE VIC 3875</p>																								
<p>Shaw and Partners Limited has bought for you COMPANY: GLOBAL X METAL SECURITIES AUSTRALIA LIMITED. SECURITY: GLOBAL X PHYSICAL GOLD</p>	<p>Market: ASX Market Code: GOLD ISIN: AU00000GOLD7</p>																								
<p>Account No. S1619689 Advisor JANEEN SHARP (RIB) Confirmation No. 160462983 Confirmation Date 15/06/2023 Trade Date 15/06/2023</p> <p>Last of Order</p>	<table border="1"> <thead> <tr> <th>QUANTITY</th> <th>PRICE</th> <th>CONSIDERATION</th> </tr> </thead> <tbody> <tr> <td>938</td> <td>26.4800</td> <td>24,838.24</td> </tr> <tr> <td>TOTAL</td> <td>AVERAGE</td> <td>TOTAL</td> </tr> <tr> <td>938 ✓</td> <td>26.4800</td> <td>\$24,838.24</td> </tr> <tr> <td colspan="3"><i>All brokerage and fees have been charged by Shaw and Partners Limited</i></td> </tr> <tr> <td>Brokerage (0.50%)</td> <td></td> <td>\$124.19</td> </tr> <tr> <td>GST</td> <td></td> <td>\$12.42</td> </tr> <tr> <td colspan="2">AMOUNT DUE AND PAYABLE</td> <td>\$24,974.85</td> </tr> </tbody> </table>	QUANTITY	PRICE	CONSIDERATION	938	26.4800	24,838.24	TOTAL	AVERAGE	TOTAL	938 ✓	26.4800	\$24,838.24	<i>All brokerage and fees have been charged by Shaw and Partners Limited</i>			Brokerage (0.50%)		\$124.19	GST		\$12.42	AMOUNT DUE AND PAYABLE		\$24,974.85
QUANTITY	PRICE	CONSIDERATION																							
938	26.4800	24,838.24																							
TOTAL	AVERAGE	TOTAL																							
938 ✓	26.4800	\$24,838.24																							
<i>All brokerage and fees have been charged by Shaw and Partners Limited</i>																									
Brokerage (0.50%)		\$124.19																							
GST		\$12.42																							
AMOUNT DUE AND PAYABLE		\$24,974.85																							
<p>ASX SETTLEMENT DATE 19/06/2023</p>																									

SETTLEMENT INFORMATION

Payment is due by the Settlement Date. Automatic sweep from your CMT or bank account will occur on Settlement Date. Alternatively you can pay via BPAY (please schedule before 6:00PM the day before Settlement Date).

Billor Code: 244764
Ref: 00016196891

Telephone & Internet Banking — BPAY®

Contact your bank or financial institution to make this payment from your cheque, savings, debit or transaction account. More info: www.bpay.com.au

©Registered to BPAY Pty Ltd ABN 69 079 137 518

ShawandPartners

Financial Services



This trade was executed by Shaw and Partners Limited (ABN 24 003 221 583), a participant of ASX Limited, Cboe Australia Pty Limited and holder of AFSL 236048 and cleared by FinClear Services Pty Ltd (ABN 60 136 184 962) holder of AFSL No 338264

THIS CONFIRMATION IS A TAX INVOICE	This confirmation is issued subject to the directions, decisions and requirements of the relevant market operator, the ASIC Market Integrity Rules, the relevant market Operating Rules, the ASX Clear Operating Rules and where relevant, the ASX Settlement Operating Rules, the customs and usages of the relevant market, and the correction of errors and omissions.
---	---

MR PAUL ANTHONY DWYER + MRS AMANDA JANE DWYER PATAK PROVIDENT FUND A/C 15 RIVERBANK ROAD BAIRNSDALE VIC 3875	Recorded Registration Details MR PAUL ANTHONY DWYER + MRS AMANDA JANE DWYER <PATAK PROVIDENT FUND A/C> 15 RIVERBANK ROAD BAIRNSDALE VIC 3875
---	---

Shaw and Partners Limited has bought for you COMPANY: BETASHARES NASDAQ 100 ETF SECURITY: BETASHARES NASDAQ 100 ETF	<table border="1"> <tr> <td>Market</td> <td>ASX</td> </tr> <tr> <td>Market Code:</td> <td>NDQ</td> </tr> <tr> <td>ISIN</td> <td>AU000000NDQ6</td> </tr> </table>	Market	ASX	Market Code:	NDQ	ISIN	AU000000NDQ6
Market	ASX						
Market Code:	NDQ						
ISIN	AU000000NDQ6						

<table> <tr> <td>Account No.</td> <td>S1619689</td> </tr> <tr> <td>Advisor</td> <td>JANEEN SHARP (RIB)</td> </tr> <tr> <td>Confirmation No.</td> <td>150828257</td> </tr> <tr> <td>Confirmation Date</td> <td>25/11/2022</td> </tr> <tr> <td>Trade Date</td> <td>25/11/2022</td> </tr> <tr> <td> </td> <td></td> </tr> <tr> <td>Last of Order</td> <td></td> </tr> </table>	Account No.	S1619689	Advisor	JANEEN SHARP (RIB)	Confirmation No.	150828257	Confirmation Date	25/11/2022	Trade Date	25/11/2022	 		Last of Order		<table border="1"> <thead> <tr> <th>QUANTITY</th> <th>PRICE</th> <th>CONSIDERATION</th> </tr> </thead> <tbody> <tr> <td style="text-align: center;">1,532</td> <td style="text-align: center;">27.2500</td> <td style="text-align: center;">41,747.00</td> </tr> <tr> <td colspan="3">TOTAL</td> </tr> <tr> <td style="text-align: center;">1,532 ✓</td> <td style="text-align: center;">27.2500</td> <td style="text-align: center;">\$41,747.00</td> </tr> <tr> <td colspan="3"><small>All brokerage and fees have been charged by Shaw and Partners Limited</small></td> </tr> <tr> <td>Brokerage (0.50%)</td> <td></td> <td style="text-align: right;">\$208.74</td> </tr> <tr> <td>GST</td> <td></td> <td style="text-align: right;">\$20.87</td> </tr> <tr> <td colspan="2">AMOUNT DUE AND PAYABLE</td> <td style="text-align: right;">\$41,976.61</td> </tr> </tbody> </table>	QUANTITY	PRICE	CONSIDERATION	1,532	27.2500	41,747.00	TOTAL			1,532 ✓	27.2500	\$41,747.00	<small>All brokerage and fees have been charged by Shaw and Partners Limited</small>			Brokerage (0.50%)		\$208.74	GST		\$20.87	AMOUNT DUE AND PAYABLE		\$41,976.61
Account No.	S1619689																																						
Advisor	JANEEN SHARP (RIB)																																						
Confirmation No.	150828257																																						
Confirmation Date	25/11/2022																																						
Trade Date	25/11/2022																																						
Last of Order																																							
QUANTITY	PRICE	CONSIDERATION																																					
1,532	27.2500	41,747.00																																					
TOTAL																																							
1,532 ✓	27.2500	\$41,747.00																																					
<small>All brokerage and fees have been charged by Shaw and Partners Limited</small>																																							
Brokerage (0.50%)		\$208.74																																					
GST		\$20.87																																					
AMOUNT DUE AND PAYABLE		\$41,976.61																																					

SETTLEMENT INFORMATION

Payment is due by the Settlement Date. Automatic sweep from your CMT or bank account will occur on Settlement Date. Alternatively you can pay via BPAY (please schedule before 6:00PM the day before Settlement Date).

	Biller Code: 244764 Ref: 00016196891
	<p>Telephone & Internet Banking — BPAY®</p> <p>Contact your bank or financial institution to make this payment from your cheque, savings, debit or transaction account. More info: www.bpay.com.au</p>

©Registered to BPAY Pty Ltd ABN 69 0 9 137 518

Shaw and Partners

Financial Services

78200
VCF



This trade was executed by Shaw and Partners Limited (ABN 24 003 221 583), a participant of ASX Limited, Cboe Australia Pty Limited and holder of AFSL 236048 and cleared by FinClear Services Pty Ltd (ABN 60 136 184 962) holder of AFSL No 338264.

THIS CONFIRMATION IS A TAX INVOICE This confirmation is issued subject to the directions, decisions and requirements of the relevant market operator, the ASIC Market Integrity Rules, the relevant market Operating Rules, the ASX Clear Operating Rules and where relevant, the ASX Settlement Operating Rules, the customs and usages of the relevant market, and the correction of errors and omissions.

MR PAUL ANTHONY DWYER + MRS AMANDA JANE DWYER
PATAK PROVIDENT FUND A/C
15 RIVERBANK ROAD
BAIRNSDALE VIC 3875

Recorded Registration Details
MR PAUL ANTHONY DWYER + MRS AMANDA JANE DWYER
<PATAK PROVIDENT FUND A/C>
15 RIVERBANK ROAD
BAIRNSDALE VIC 3875

Shaw and Partners Limited has bought for you
COMPANY: VANGUARD INTERNATIONAL CREDIT SECURITIES INDEX (HEDG
SECURITY: VANGUARD INTL. CREDIT SECURITIES INDX (HEDGED) ETF

Market	ASX
Market Code:	VCF
ISIN	AU000000VCF4

Account No. S1619689
Advisor JANEEN SHARP (RIB)
Confirmation No. 150836773
Confirmation Date 25/11/2022
Trade Date 25/11/2022

Last of Order

QUANTITY	PRICE	CONSIDERATION
765	37.7900	28,909.35
392	37.8000	14,817.60
TOTAL	AVERAGE	TOTAL
1,157 ✓	37.7934	\$43,726.95
All brokerage and fees have been charged by Shaw and Partners Limited		
Brokerage (0.50%)		\$218.63
GST		\$21.86
AMOUNT DUE AND PAYABLE		\$43,967.44

ASX SETTLEMENT DATE 29/11/2022

SETTLEMENT INFORMATION

Payment is due by the Settlement Date. Automatic sweep from your CMT or bank account will occur on Settlement Date. Alternatively you can pay via BPAY (please schedule before 6:00PM the day before Settlement Date).

Biller Code: 244764
Ref: 00016196891

Telephone & Internet Banking — BPAY®
 Contact your bank or financial institution to make this payment from your cheque, savings, debit or transaction account. More info: www.bpay.com.au

©Registered to BPAY Pty Ltd ABN 69 378 137 518



This trade was executed by Shaw and Partners Limited (ABN 24 003 221 583), a participant of ASX Limited, Cboe Australia Pty Limited and holder of AFSL 236048 and cleared by FinClear Services Pty Ltd (ABN 60 136 184 962) holder of AFSL No 338264.

THIS CONFIRMATION IS A TAX INVOICE	This confirmation is issued subject to the directions, decisions and requirements of the relevant market operator, the ASX Market Integrity Rules, the relevant market Operating Rules, the ASX Clear Operating Rules and where relevant, the ASX Settlement Operating Rules, the customs and usages of the relevant market, and the correction of errors and omissions.
---	--

MR PAUL ANTHONY DWYER + MRS AMANDA JANE DWYER PATAK PROVIDENT FUND A/C 15 RIVERBANK ROAD BAIRNSDALE VIC 3875	
---	--

Shaw and Partners Limited has sold for you COMPANY: VANGUARD INTERNATIONAL CREDIT SECURITIES INDEX (HEDG SECURITY: VANGUARD INTL. CREDIT SECURITIES INDX (HEDGED) ETF	<table border="1"> <tr><td>Market</td><td>ASX</td></tr> <tr><td>Market Code:</td><td>VCF</td></tr> <tr><td>ISIN</td><td>AU000000VCF4</td></tr> </table>	Market	ASX	Market Code:	VCF	ISIN	AU000000VCF4
Market	ASX						
Market Code:	VCF						
ISIN	AU000000VCF4						

<table> <tr><td>Account No.</td><td>S1619689</td></tr> <tr><td>Advisor</td><td>JANEEN SHARP (RIB)</td></tr> <tr><td>Confirmation No.</td><td>155618681</td></tr> <tr><td>Confirmation Date</td><td>08/03/2023</td></tr> <tr><td>Trade Date</td><td>08/03/2023</td></tr> <tr><td colspan="2">Last of Order CHESS Sponsored</td></tr> </table>	Account No.	S1619689	Advisor	JANEEN SHARP (RIB)	Confirmation No.	155618681	Confirmation Date	08/03/2023	Trade Date	08/03/2023	Last of Order CHESS Sponsored		<table border="1"> <thead> <tr> <th>QUANTITY</th> <th>PRICE</th> <th>CONSIDERATION</th> </tr> </thead> <tbody> <tr> <td>1,157</td> <td>37.1900</td> <td>43,028.83</td> </tr> <tr> <td>TOTAL</td> <td>AVERAGE</td> <td>TOTAL</td> </tr> <tr> <td>1,157 ✓</td> <td>37.1900</td> <td>\$43,028.83</td> </tr> <tr> <td colspan="3"><small>All brokerage and fees have been charged by Shaw and Partners Limited</small></td> </tr> <tr> <td>Brokerage (0.50%)</td> <td></td> <td>\$215.14</td> </tr> <tr> <td>GST</td> <td></td> <td>\$21.51</td> </tr> <tr> <td colspan="2">NET PROCEEDS</td> <td>\$42,792.18</td> </tr> </tbody> </table>	QUANTITY	PRICE	CONSIDERATION	1,157	37.1900	43,028.83	TOTAL	AVERAGE	TOTAL	1,157 ✓	37.1900	\$43,028.83	<small>All brokerage and fees have been charged by Shaw and Partners Limited</small>			Brokerage (0.50%)		\$215.14	GST		\$21.51	NET PROCEEDS		\$42,792.18
Account No.	S1619689																																				
Advisor	JANEEN SHARP (RIB)																																				
Confirmation No.	155618681																																				
Confirmation Date	08/03/2023																																				
Trade Date	08/03/2023																																				
Last of Order CHESS Sponsored																																					
QUANTITY	PRICE	CONSIDERATION																																			
1,157	37.1900	43,028.83																																			
TOTAL	AVERAGE	TOTAL																																			
1,157 ✓	37.1900	\$43,028.83																																			
<small>All brokerage and fees have been charged by Shaw and Partners Limited</small>																																					
Brokerage (0.50%)		\$215.14																																			
GST		\$21.51																																			
NET PROCEEDS		\$42,792.18																																			

ASX SETTLEMENT DATE	10/03/2023
----------------------------	-------------------

Settlement Instructions

**IF THIS HOLDING IS CHESS SPONSORED BY SHAW AND PARTNERS LIMITED,
NO ADDITIONAL SECURITY INFORMATION IS REQUIRED**

OTHERWISE

If the information has not been supplied to your advisor at the time of placing your order, please supply immediately your:-

SRN - Security Reference Number (If the holding is not CHESS sponsored by SHAW AND PARTNERS LIMITED)

PAYMENT INSTRUCTION

If this Information has not been supplied or you wish to make a change to your standing instructions, kindly contact your advisor by telephone immediately.



This trade was executed by Shaw and Partners Limited (ABN 24 003 221 583), a participant of ASX Limited, Cboe Australia Pty Limited and holder of AFSL 236048 and cleared by FinClear Services Pty Ltd (ABN 60 136 184 962) holder of AFSL No 338264.

THIS CONFIRMATION IS A TAX INVOICE

This confirmation is issued subject to the directions, decisions and requirements of the relevant market operator, the ASIC Market Integrity Rules, the relevant market Operating Rules, the ASX Clear Operating Rules and where relevant, the ASX Settlement Operating Rules, the customs and usages of the relevant market, and the correction of errors and omissions.

MR PAUL ANTHONY DWYER + MRS
AMANDA JANE DWYER
PATAK PROVIDENT FUND A/C
15 RIVERBANK ROAD
BAIRNSDALE VIC 3875

Recorded Registration Details

MR PAUL ANTHONY DWYER +
MRS AMANDA JANE DWYER
<PATAK PROVIDENT FUND A/C>
15 RIVERBANK ROAD
BAIRNSDALE VIC 3875

Shaw and Partners Limited has bought for you
COMPANY: VANGUARD AUSTRALIAN SHARES HIGH YIELD ETF
SECURITY: VANGUARD AUSTRALIAN SHARES HIGH YIELD ETF

Market: ASX
Market Code: VHY
ISIN: AU000000VHY4

Account No. S1619689
Advisor JANEEN SHARP (RIB)
Confirmation No. 160462997
Confirmation Date 15/06/2023
Trade Date 15/06/2023

Last of Order

QUANTITY	PRICE	CONSIDERATION
653	67.0300	43,770.59
TOTAL AVERAGE TOTAL		
653 ✓	67.0300	\$43,770.59
<small>All brokerage and fees have been charged by Shaw and Partners Limited</small>		
Brokerage (0.50%)		\$218.85
GST		\$21.89
AMOUNT DUE AND PAYABLE		\$44,011.33

ASX SETTLEMENT DATE 19/06/2023

SETTLEMENT INFORMATION

Payment is due by the Settlement Date. Automatic sweep from your CMT or bank account will occur on Settlement Date. Alternatively you can pay via BPAY (please schedule before 6:00PM the day before Settlement Date).

Billor Code: 244764
Ref: 00016196891

Telephone & Internet Banking — BPAY®
Contact your bank or financial institution to make this payment from your cheque, savings, debit or transaction account. More info: www.bpay.com.au

®Registered to BPAY Pty Ltd ABN 69 079 137 516

78200
VTS



This trade was executed by Shaw and Partners Limited (ABN 24 003 221 583), a participant of ASX Limited, Cboe Australia Pty Limited and holder of AFSL 236048 and cleared by FinClear Services Pty Ltd (ABN 60 136 184 962) holder of AFSL No 33826.

THIS CONFIRMATION IS A TAX INVOICE This confirmation is issued subject to the directions, decisions and requirements of the relevant market operator, the ASIC Market Integrity Rules, the relevant market Operating Rules, the ASX Clear Operating Rules and where relevant, the ASX Settlement Operating Rules, the customs and usages of the relevant market; and the correction of errors and omissions.

MR PAUL ANTHONY DWYER + MRS AMANDA JANE DWYER
PATAK PROVIDENT FUND A/C
15 RIVERBANK ROAD
BAIRNSDALE VIC 3875

Recorded Registration Details
MR PAUL ANTHONY DWYER + MRS AMANDA JANE DWYER
<PATAK PROVIDENT FUND A/C>
15 RIVERBANK ROAD
BAIRNSDALE VIC 3875

Shaw and Partners Limited has bought for you
COMPANY: VANGUARD US TOTAL MARKET SHARES INDEX ETF
SECURITY: VANGUARD US TOTAL MARKET SHARES INDEX ETF

Market: ASX
Market Code: VTS
ISIN: AU000000VTS1

Account No. S1619689
Advisor JANEEN SHARP (RIB)
Confirmation No. 155620009
Confirmation Date 08/03/2023
Trade Date 08/03/2023


Last of Order

QUANTITY	PRICE	CONSIDERATION
133	304.2500	40,465.25
TOTAL	AVERAGE	TOTAL
133 ✓	304.2500	\$40,465.25
<small>All brokerage and fees have been charged by Shaw and Partners Limited</small>		
Brokerage (0.50%)		\$202.33
GST		\$20.23
AMOUNT DUE AND PAYABLE		\$40,687.81

ASX SETTLEMENT DATE 10/03/2023

SETTLEMENT INFORMATION

Payment is due by the Settlement Date. Automatic sweep from your CHEQ or bank account will occur on Settlement Date. Alternatively you can pay via BPAY (please schedule before 6:00PM the day before Settlement Date).



Biller Code: 244764
Ref: 00016196191

Telephone & Internet Banking – BPAY®
Contact your bank or financial institution to make this payment from your cheque, savings, debit or transaction account. More info: www.bpay.com.au



This trade was executed by Shaw and Partners Limited (ABN 24 003 221 583), a participant of ASX Limited, Cboe Australia Pty Limited and holder of AFSL 236048 and cleared by FinClear Services Pty Ltd (ABN 60 136 184 962) holder of AFSL No 338264.

THIS CONFIRMATION IS A TAX INVOICE This confirmation is issued subject to the directions, decisions and requirements of the relevant market operator, the ASIC Market Integrity Rules, the relevant market Operating Rules, the ASX Clear Operating Rules and where relevant, the ASX Settlement Operating Rules, the customs and usages of the relevant market, and the correction of errors and omissions.

**MR PAUL ANTHONY DWYER + MRS
AMANDA JANE DWYER
PATAK PROVIDENT FUND A/C
15 RIVERBANK ROAD
BAIRNSDALE VIC 3875**

Shaw and Partners Limited has sold for you
COMPANY: GLOBAL X S&P/ASX 300 HIGH YIELD PLUS ETF
SECURITY: GLOBAL X S&P/ASX 300 HIGH YIELD PLUS ETF

Market ASX
Market Code: ZYAU
ISIN AU000000ZYAU3

Account No. S1619689
Advisor JANEEN SHARP (RIB)
Confirmation No. 160462973
Confirmation Date 15/06/2023
Trade Date 15/06/2023

Last of Order
CHESS Sponsored

QUANTITY	PRICE	CONSIDERATION
8,559	8.1400	69,670.26
TOTAL	AVERAGE	TOTAL
8,559	8.1400	\$69,670.26
All brokerage and fees have been charged by Shaw and Partners Limited		
Brokerage (0.50%)		\$348.35
GST		\$34.84
NET PROCEEDS		\$69,287.07

ASX SETTLEMENT DATE 19/06/2023

Settlement Instructions

**IF THIS HOLDING IS CHESS SPONSORED BY SHAW AND PARTNERS LIMITED,
NO ADDITIONAL SECURITY INFORMATION IS REQUIRED**

OTHERWISE
If the information has not been supplied to your advisor at the time of placing your order, please supply immediately your:-

SRN - Security Reference Number(If the holding is not CHESS sponsored by SHAW AND PARTNERS LIMITED)

PAYMENT INSTRUCTION

If this Information has not been supplied or you wish to make a change to your standing instructions, kindly contact your advisor by telephone immediately.

PATAK Provident Fund Dividend Reconciliation Report

For The Period 01 July 2022 - 30 June 2023

Date	Net Payment Received	Australian Income			Franking Credits	Foreign Income	Foreign Credits	NZ Credits	TFN Withheld	Non-Resident	LIC Deduction	Withheld
		Unfranked	Franked	Franked								
	8,799.21	0.00	8,799.21	3,771.09								
WES.AX Westfarmers												
06/10/2022	1,687.00	0.00	1,687.00	723.00								
28/03/2023	1,484.56	0.00	1,484.56	636.24								
	3,171.56	0.00	3,171.56	1,359.24								
	41,229.23	4,347.38	36,881.85	15,806.52								
TOTAL	41,229.23	4,347.38	36,881.85	15,806.52								

+ 4806.52
20613.04

Tax Return Reconciliation	Totals	Tax Return Label
Unfranked	4,347.38	J
Franked Dividends	36,881.85	K
Franking Credits	15,806.52	L

PATAK Provident Fund Distribution Reconciliation Report

For The Period 01 July 2022 - 30 June 2023

Date	Payment Received		Non Primary Production Income (A) * ₁		Distributed Capital Gains (B) * ₂			Foreign Income * ₃		Non-Assessable		Taxable Income			
	Franked	Unfranked	Interest/ Other	Franking Credits	Discounted (After Discount)	Rate * ₅	CGT Concession	Indexed	Other	Foreign Income	Foreign Credits		Tax Exempt	Tax Free	Tax Deferred / AMIT * ₆
TOTAL	26,710.23	11,248.92	0.00	3,600.82	4,806.52	3,583.68	1,791.84	0.00	0.00	4,411.36	825.27	0.00	0.00	2,073.61	28,476.57

Total Distributed Gains

Discount Rate	Discounted	Gross
Superfund 1/3	3,583.68	5,375.52
Individual 50%(t)	0.00	0.00
Total	3,583.68	5,375.52

*₁ Summary of Non Primary Production Income (A)

Tax Label	Franked	Unfranked	Interest/Other	Less Other Deduction	Income Before Credits * ₇	Franking Credits	Total Including Credits
11M Gross trust distributions	11,248.92	0.00	3,600.82	0.00	14,849.74	4,806.52	19,656.26

*₂ Forms part of the Net Capital Gains calculation for Tax Label 11A.

*₃ Forms part of the Foreign Credits calculation for Tax Label 11D, D1, 13C1.

*₄ Taxable Income is designed to match Tax Statement provided by Fund Manager.

Taxable Income in the SMSF Annual Return will be different due to application of Capital Losses in Net Capital Gain calculation and application of different discount method.

*₅ This is the discount rate selected for the transaction. "S" being Super Funds at 1/3 and "I" being Individual at 50%.

*₆ AMIT cost base net increase is reflected as negative amount i.e. negative tax deferred and AMIT cost base net decrease is reflected as positive amount i.e. positive tax deferred.

*₇ Sum of Income Before Credits reconciles with Taxable Trust Distributions in Statement of Taxable Income.

* Variance between Payment Received and Net Cash Distribution.

288



Accounts summary

Account	Payment reference number	Overdue	Balance
Income tax 002 THE TRUSTEE FOR PATAK PROVIDENT FUND	002005516644457621		\$0.00
Activity statement 004 THE TRUSTEE FOR PATAK PROVIDENT FUND	004883188127914260		\$0.00
Unclaimed superannuation money 001 THE TRUSTEE FOR PATAK PROVIDENT FUND			
USM Reporting			\$0.00



Income tax 002

Date generated	31 August 2023
Overdue	\$0.00
Not yet due	\$0.00
Balance	\$0.00

Transactions

2 results found - from 01 July 2022 to 31 August 2023 sorted by processed date ordered oldest to newest

Processed date	Effective date	Description	Debit (DR)	Credit (CR)	Balance
9 Dec 2022	9 Dec 2022	Tax return Self Man Superfund - Income Tax for the period from 01 Jul 21 to 30 Jun 22		\$9,250.72	\$9,250.72 CR
9 Dec 2022	14 Dec 2022	EFT refund for Income Tax for the period from 01 Jul 21 to 30 Jun 22	\$9,250.72		\$0.00