



INTERNET BANKING

Transaction history

Account: Business Account #8351
082-343 368298351

Date from: 2020-07-01 Date to: 2021-06-30

Search details:

Transaction type: All transactions

Amount from: Amount to:

Date	Transaction Details	Debit	Credit	Balance*
18 Jun 2021	ONLINE W1663916646 Mnthy A6 Trf P L TAYLOR Transfer Debit	-\$905.56		+\$0.40*
17 Jun 2021	MTHLY LOAN REPAYA6 P W TAYLOR REAL P&L TAYLOR ATF T Inter Bank Credit		+\$905.56	+\$905.96*
18 May 2021	INTERNET BPAY TAX OFFICE PAYMENTS 653280867394460 Transfer Debit	-\$1,357.00		+\$0.40*
18 May 2021	ONLINE G4815487789 Mnthy A6 Trf P L TAYLOR Transfer Debit	-\$905.56		+\$1,357.40*
14 May 2021	MTHLY LOAN REPAYA6 P W TAYLOR REAL P&L TAYLOR ATF T Inter Bank Credit		+\$905.56	+\$2,262.96*
26 Apr 2021	ONLINE G8319266134 Qtr PAYG Super P L TAYLOR S Transfer Credit		+\$1,357.00	+\$1,357.40*

Date	Transaction Details	Debit	Credit	Balance*
19 Apr 2021	ONLINE R0310298486 Mnthy A6 Trf P L TAYLOR Transfer Debit	-\$905.56		+\$0.40*
15 Apr 2021	MTHLY LOAN PMT A6 P W TAYLOR REAL P&L TAYLOR ATF T Inter Bank Credit		+\$905.56	+\$905.96*
19 Mar 2021	ONLINE Y4457288082 MauriceBlackburn P L TAYLOR Transfer Debit	-\$6,248.99		+\$0.40*
19 Mar 2021	ONLINE B6456916857 Mnthy A6 Trf P L TAYLOR Transfer Debit	-\$905.56		+\$6,249.39*
18 Mar 2021	MTHLY LOAN PMT A6 P W TAYLOR REAL P&L TAYLOR ATF T Inter Bank Credit		+\$905.56	+\$7,154.95*
11 Mar 2021	VW CA 5248482 MauriceBlackburn P L Taylor Trus Inter Bank Credit		+\$6,248.99	+\$6,249.39*
26 Feb 2021	INTERNET BPAY TAX OFFICE PAYMENTS 653280867394460 Transfer Debit	-\$1,357.00		+\$0.40*
26 Feb 2021	INTERNET TRANSFER PWTAYLSU 8660 Transfer Debit	-\$1,072.50		+\$1,357.40*
26 Feb 2021	ONLINE K7889298752 Audit Fees P L TAYLOR S Transfer Credit		+\$1,072.50	+\$2,429.90*
26 Feb 2021	ONLINE B7644978717 Qtr PAYG Super P L TAYLOR S Transfer Credit		+\$1,357.00	+\$1,357.40*

Date	Transaction Details	Debit	Credit	Balance*
19 Feb 2021	ONLINE J7255206046 Mnthy A6 Trf P L TAYLOR Transfer Debit	-\$905.56		+\$0.40*
18 Feb 2021	MTHLY LOAN PMT A6 P W TAYLOR REAL P&L TAYLOR ATF T Inter Bank Credit		+\$905.56	+\$905.96*
22 Jan 2021	ONLINE D1489725427 Mnthy A6 Trf P L TAYLOR Transfer Debit	-\$905.56		+\$0.40*
21 Jan 2021	MTHLY LOAN PMT A6 P W TAYLOR REAL P&L TAYLOR ATF T Inter Bank Credit		+\$905.56	+\$905.96*
18 Dec 2020	ONLINE W9178434630 Mnthy A6 Trf P L TAYLOR Transfer Debit	-\$905.56		+\$0.40*
17 Dec 2020	MTHLY LOAN PMT A6 P W TAYLOR REAL P&L TAYLOR ATF T Inter Bank Credit		+\$905.56	+\$905.96*
18 Nov 2020	ONLINE P5492916133 Mnthy A6 Trf P L TAYLOR Transfer Debit	-\$905.56		+\$0.40*
17 Nov 2020	MTHLY LOAN PMT A6 P W TAYLOR REAL P&L TAYLOR ATF T Inter Bank Credit		+\$905.56	+\$905.96*
21 Oct 2020	ONLINE F4381414950 Mnthy A6 Trf P L TAYLOR Transfer Debit	-\$905.56		+\$0.40*

Date	Transaction Details	Debit	Credit	Balance*
20 Oct 2020	INTERNET BPAY TAX OFFICE PAYMENTS 653280867394460 Transfer Debit	-\$1,357.00		+\$905.96*
20 Oct 2020	ONLINE L1936725779 Qtr PAYG Super P L TAYLOR S Transfer Credit		+\$1,357.00	+\$2,262.96*
19 Oct 2020	MTHLY LOAN PMT A6 P W TAYLOR REAL P&L TAYLOR ATF T Inter Bank Credit		+\$905.56	+\$905.96*
21 Sep 2020	ONLINE E3249248132 Mnthy A6 Trf P L TAYLOR Transfer Debit	-\$905.56		+\$0.40*
21 Sep 2020	ONLINE D7407976232 Mnthy Q3 Trf P L TAYLOR Transfer Debit	-\$778.65		+\$905.96*
18 Sep 2020	MTHLY LOAN PMT Q3 P W TAYLOR REAL P&L TAYLOR ATF T Inter Bank Credit		+\$778.65	+\$1,684.61*
18 Sep 2020	MTHLY LOAN PMT A6 P W TAYLOR REAL P&L TAYLOR ATF T Inter Bank Credit		+\$905.56	+\$905.96*
19 Aug 2020	ONLINE H8234274997 Mnthy A6 Trf P L TAYLOR Transfer Debit	-\$905.56		+\$0.40*
19 Aug 2020	ONLINE T7614795497 Mnthy Q3 Trf P L TAYLOR Transfer Debit	-\$778.65		+\$905.96*

Date	Transaction Details	Debit	Credit	Balance*
18 Aug 2020	MTHLY LOAN PMT Q3 P W TAYLOR REAL P&L TAYLOR ATF T Inter Bank Credit		+\$778.65	+\$1,684.61*
18 Aug 2020	MTHLY LOAN PMT A6 P W TAYLOR REAL P&L TAYLOR ATF T Inter Bank Credit		+\$905.56	+\$905.96*
29 Jul 2020	INTERNET BPAY TAX OFFICE PAYMENTS 653280867394460 Transfer Debit	-\$2,043.00		+\$0.40*
29 Jul 2020	ONLINE B0907417470 Qtr PAYG Super P L TAYLOR S Transfer Credit		+\$2,043.00	+\$2,043.40*
17 Jul 2020	ONLINE T6628204030 Mnthly A6 Trf P L TAYLOR Transfer Debit	-\$905.56		+\$0.40*
17 Jul 2020	ONLINE F7488938330 Mnthly Q3 Trf P L TAYLOR Transfer Debit	-\$778.65		+\$905.96*
17 Jul 2020	MTHLY LOAN PMT Q3 P W TAYLOR REAL P&L TAYLOR ATF T Inter Bank Credit		+\$778.65	+\$1,684.61*
17 Jul 2020	MTHLY LOAN PMT A6 P W TAYLOR REAL P&L TAYLOR ATF T Inter Bank Credit		+\$905.56	+\$905.96*
			Credit balance	+\$26,638.16*
			Debit balance	-\$26,638.16*
			Fees	\$0.00*
			Net position	\$0.00*

* Balances shown on this transaction history may include transactions that are not yet completed and may vary from balances shown on your account statements.

End of report

National Australia Bank Limited ABN 12 004 044 937



Transaction history

Account: Savings Account #3465
082-343 766823465

Date from: 2020-07-01 Date to: 2021-06-30

Search details:

Transaction type: All transactions

Amount from: Amount to:

Date	Transaction Details	Debit	Credit	Balance*
30 Jun 2021	INTEREST CA INTEREST P L TAYLOR S Interest Paid		+\$0.61	+\$98,674.50*
25 Jun 2021	SUPER-LOUAND PETER P W TAYLOR REAL P&L TAYLOR SUPER Inter Bank Credit		+\$27,660.00	+\$98,673.89*
24 Jun 2021	SUPER-LOUAND PETER P W TAYLOR REAL P&L TAYLOR SUPER Inter Bank Credit		+\$570.00	+\$71,013.89*
31 May 2021	INTEREST CA INTEREST P L TAYLOR S Interest Paid		+\$0.59	+\$70,443.89*
20 May 2021	LOU AND PETER-SUP P W TAYLOR REAL P&L TAYLOR SUPER Inter Bank Credit		+\$570.00	+\$70,443.30*
30 Apr 2021	INTEREST CA INTEREST P L TAYLOR S Interest Paid		+\$0.58	+\$69,873.30*

Date	Transaction Details	Debit	Credit	Balance*
29 Apr 2021	LOU AND PETER P W TAYLOR REAL P&L TAYLOR SUPER Inter Bank Credit		+\$570.00	+\$69,872.72*
26 Apr 2021	ONLINE G8319266134 Qtr PAYG Super P L TAYLOR S Transfer Debit	-\$1,357.00		+\$69,302.72*
31 Mar 2021	INTEREST CA INTEREST P L TAYLOR S Interest Paid		+\$3.86	+\$70,659.72*
25 Mar 2021	LOU AND PETER P W TAYLOR REAL P&L TAYLOR SUPER Inter Bank Credit		+\$570.00	+\$70,655.86*
10 Mar 2021	WHEN YOUR BALANCE IS \$10,000 OR MORE Miscellaneous Credit		\$0.00	+\$70,085.86*
10 Mar 2021	AS AT 10/03/2021 YOUR VARIABLE CR INTEREST RATE IS 0.010% Miscellaneous Credit		\$0.00	+\$70,085.86*
09 Mar 2021	WHEN YOUR BALANCE IS \$10,000 OR MORE Miscellaneous Credit		\$0.00	+\$70,085.86*
09 Mar 2021	AS AT 09/03/2021 YOUR VARIABLE CR INTEREST RATE IS 0.150% Miscellaneous Credit		\$0.00	+\$70,085.86*
26 Feb 2021	ONLINE B7644978717 Qtr PAYG Super P L TAYLOR S Transfer Debit	-\$1,357.00		+\$70,085.86*

Date	Transaction Details	Debit	Credit	Balance*
26 Feb 2021	ONLINE K7889298752 Audit Fees P L TAYLOR S Transfer Debit	-\$1,072.50		+\$71,442.86*
26 Feb 2021	INTEREST CA INTEREST P L TAYLOR S Interest Paid		+\$8.27	+\$72,515.36*
25 Feb 2021	LOU AND PETER P W TAYLOR REAL P&L TAYLOR SUPER Inter Bank Credit		+\$570.00	+\$72,507.09*
29 Jan 2021	AS AT 29/01/2021 YOUR VARIABLE CR INTEREST RATE IS 0.150% Miscellaneous Credit		\$0.00	+\$71,937.09*
29 Jan 2021	WHEN YOUR BALANCE IS \$10,000 OR MORE Miscellaneous Credit		\$0.00	+\$71,937.09*
29 Jan 2021	INTEREST CA INTEREST P L TAYLOR S Interest Paid		+\$14.47	+\$71,937.09*
27 Jan 2021	LOU AND PETER P W TAYLOR REAL P&L TAYLOR SUPER Inter Bank Credit		+\$1,995.00	+\$71,922.62*
04 Jan 2021	WHEN YOUR BALANCE IS \$10,000 OR MORE Miscellaneous Credit		\$0.00	+\$69,927.62*
04 Jan 2021	AS AT 04/01/2021 YOUR VARIABLE CR INTEREST RATE IS 0.260% Miscellaneous Credit		\$0.00	+\$69,927.62*

Date	Transaction Details	Debit	Credit	Balance*
31 Dec 2020	INTEREST CA INTEREST P L TAYLOR S Interest Paid		+\$15.43	+\$69,927.62*
30 Nov 2020	INTEREST CA INTEREST P L TAYLOR S Interest Paid		+\$21.46	+\$69,912.19*
20 Nov 2020	AS AT 20/11/2020 YOUR VARIABLE CR INTEREST RATE IS 0.260% Miscellaneous Credit		\$0.00	+\$69,890.73*
20 Nov 2020	WHEN YOUR BALANCE IS \$10,000 OR MORE Miscellaneous Credit		\$0.00	+\$69,890.73*
30 Oct 2020	INTEREST CA INTEREST P L TAYLOR S Interest Paid		+\$23.72	+\$69,890.73*
20 Oct 2020	ONLINE L1936725779 Qtr PAYG Super P L TAYLOR S Transfer Debit	-\$1,357.00		+\$69,867.01*
20 Oct 2020	LOU AND PETER P W TAYLOR REAL P&L TAYLOR SUPER Inter Bank Credit		+\$570.00	+\$71,224.01*
30 Sep 2020	INTEREST CA INTEREST P L TAYLOR S Interest Paid		+\$23.68	+\$70,654.01*
18 Sep 2020	LOU AND PETER P W TAYLOR REAL P&L TAYLOR SUPER Inter Bank Credit		+\$570.00	+\$70,630.33*

Date	Transaction Details	Debit	Credit	Balance*
31 Aug 2020	INTEREST CA INTEREST P L TAYLOR S Interest Paid		+\$23.95	+\$70,060.33*
21 Aug 2020	LOU AND PETER P W TAYLOR REAL P&L TAYLOR SUPER Inter Bank Credit		+\$855.00	+\$70,036.38*
03 Aug 2020	ATO001100012489718 ATO P&L TAYLOR SUPER Inter Bank Credit		+\$6,874.96	+\$69,181.38*
31 Jul 2020	INTEREST CA INTEREST P L TAYLOR S Interest Paid		+\$22.35	+\$62,306.42*
29 Jul 2020	ONLINE B0907417470 Qtr PAYG Super P L TAYLOR S Transfer Debit	-\$2,043.00		+\$62,284.07*
			Credit balance	+\$41,533.93*
			Debit balance	-\$7,186.50*
			Fees	\$0.00*
			Net position	+\$34,347.43*

* Balances shown on this transaction history may include transactions that are not yet completed and may vary from balances shown on your account statements.

End of report

National Australia Bank Limited ABN 12 004 044 937



P & L TAYLOR SUPERANNUATION
SHOP 485 BURNSIDE SHOPPING VILLIAGE/1 BLACKWOOD
PLACE
OATLANDS NSW 2117

Vanguard AMMA Tax Statement

Year ended 30 June 2021

Investor name: P & L Taylor Superannuation
Account number: 383822
Tax file number status: Supplied

Part A - A Summary of 2020/21 Tax Return (Supplementary Section) Items

The following tax return items are valid for Australian resident individual unit holders only.


	Tax Attribution Amount	Tax Return Label
Share of net income from trusts, less net capital gains, foreign income and franked distributions	\$17,865.65	13U
Other deductions relating to non-primary production income	\$0.00	13Y
Franked distributions from trusts	\$1,978.74	13C
Share of franking credits from franked dividends	\$633.24	13Q
Share of credit for TFN amounts withheld	\$0.00	13R
Share of credit for tax paid by trustee	\$0.00	13S
Net capital gain	\$12,258.07	18A
Total current year capital gains	\$24,493.77	18H
Assessable foreign source income	\$3,028.98	20E
Australian franking credits from a New Zealand company	\$0.00	20F
Other net foreign source income	\$3,028.98	20M
Foreign income tax offset	\$242.69	20O*
Management fee rebate	\$1,717.02	24V

* If your total foreign income tax offsets from all sources for the year is \$1,000 or less then you can claim this amount in full. Otherwise, you will need to refer to the ATO publication 'Guide to foreign income tax offsets' (NAT 72923) to calculate your entitlement.

This statement should be read in conjunction with the Vanguard Tax Statement Guide.
If you have any doubt about your specific tax circumstances, you should seek professional advice.

**Part B - Components of Attribution**

Australian Income	Cash Distributions	Tax Paid/Offset	Tax Attribution
Unfranked distributions	\$321.28		\$304.77
Unfranked CFI distributions	\$127.70		\$127.19
Interest - subject to non-resident WHT	\$398.56		\$431.86
Interest - not subject to non-resident WHT	\$441.01		\$497.51
Other income	\$16,653.41		\$16,251.75
Other income - CBMI	\$0.00		\$0.00
Other income excluding NCMI	\$109.48		\$114.90
Other income - NCMI	\$135.93		\$137.67
Non-Primary Production Income	\$18,187.37		\$17,865.65
Franked Distributions	\$1,606.04	\$633.24	\$1,978.74
Capital Gains			
Discount capital gain TAP	\$0.00		\$0.00
Discount capital gain TAP - CBMI	\$0.00		\$0.00
Discount capital gain TAP excluding NCMI	\$0.00		\$0.00
Discount capital gain TAP - NCMI	\$0.00		\$0.00
Discount capital gain NTAP	\$9,909.61		\$12,235.70
Capital gains - other method TAP	\$0.00		\$0.00
Capital gains - other method TAP - CBMI	\$0.00		\$0.00
Capital gains - other method TAP excluding NCMI	\$0.00		\$0.00
Capital gains - other method TAP - NCMI	\$0.00		\$0.00
Capital gains - other method NTAP	\$26.01		\$22.37
Net Capital Gain	\$9,935.62		\$12,258.07
AMIT CGT gross up amount			\$12,235.70
Other capital gains distribution	\$9,909.61		
Total Current Year Capital Gains	\$19,845.23		\$24,493.77



Vanguard[®]

Account number: 383822

Foreign Income

Assessable Foreign Source Income	\$2,712.93	\$242.69	\$3,028.98
---	-------------------	-----------------	-------------------




Vanguard

Account number: 383822

Other non-assessable Amounts	Cash Distributions	Tax Paid/Offset	Tax Attribution
Non-assessable non-exempt amount	\$173.09		\$0.00
Net exempt income	\$0.00		
Other non-attributable amounts	\$0.00		
Gross Amount	\$42,524.66		\$47,367.14
AMIT cost base net amount			
- Excess (Reduce cost base)			\$0.00
- Shortfall (Increase cost base)			\$3,966.60
Less TFN amounts withheld	\$0.00		
Less non-resident withholding tax			
- Interest/dividend amounts withheld	\$0.00		
- Fund payment amounts withheld	\$0.00		
- Fund payment CBMI amounts withheld	\$0.00		
- Fund payment excluding NCMI amounts withheld	\$0.00		
- Fund payment NCMI amounts withheld	\$0.00		
Less other expenses	\$0.00		
Add management fee rebate	\$1,717.02		
Net cash distribution	\$44,241.68		

If you are complying Superannuation Fund, your net capital gain is \$16,336.64.

If you are a company or a non-complying Superannuation Fund, your net capital gain is \$24,493.77.



Vanguard

Account number: 383822

Part C - Details of Attribution

Investment product name: **Vanguard Index Australian Property Securities Fund**

Australian Income	Cash Distributions	Tax Paid/Offset	Tax Attribution
Unfranked distributions	\$258.15		\$259.39
Unfranked CFI distributions	\$0.00		\$0.00
Interest - subject to non-resident WHT	\$382.48		\$415.76
Interest - not subject to non-resident WHT	\$0.00		\$0.00
Other income	\$8,309.55		\$8,737.23
Other income - CBMI	\$0.00		\$0.00
Other income excluding NCMI	\$108.04		\$113.02
Other income - NCMI	\$133.22		\$134.51
Non-Primary Production Income	\$9,191.44		\$9,659.91
Franked Distributions	\$258.87	\$0.00	\$0.00
Capital Gains			
Discount capital gain TAP	\$0.00		\$0.00
Discount capital gain TAP - CBMI	\$0.00		\$0.00
Discount capital gain TAP excluding NCMI	\$0.00		\$0.00
Discount capital gain TAP - NCMI	\$0.00		\$0.00
Discount capital gain NTAP	\$647.38		\$1,512.89
Capital gains - other method TAP	\$0.00		\$0.00
Capital gains - other method TAP - CBMI	\$0.00		\$0.00
Capital gains - other method TAP excluding NCMI	\$0.00		\$0.00
Capital gains - other method TAP - NCMI	\$0.00		\$0.00
Capital gains - other method NTAP	\$0.00		\$0.00
Net Capital Gain	\$647.38		\$1,512.89
AMIT CGT gross up amount			\$1,512.89
Other capital gains distribution	\$647.38		
Total Current Year Capital Gains	\$1,294.76		\$3,025.78




Vanguard[®]

Account number: 383822

Foreign Income

Assessable Foreign Source Income	\$77.63	\$0.00	\$0.00
---	----------------	---------------	---------------



Vanguard

Account number: 383822

Other non-assessable Amounts	Cash Distributions	Tax Paid/Offset	Tax Attribution
Non-assessable non-exempt amount	\$173.09		\$0.00
Net exempt income	\$0.00		
Other non-attributable amounts	\$0.00		
Gross Amount	\$10,995.79		\$12,685.69
AMIT cost base net amount			
- Excess (Reduce cost base)			\$0.00
- Shortfall (Increase cost base)			\$1,689.91
Less TFN amounts withheld	\$0.00		
Less non-resident withholding tax			
- Interest/dividend amounts withheld	\$0.00		
- Fund payment amounts withheld	\$0.00		
- Fund payment CBMI amounts withheld	\$0.00		
- Fund payment excluding NCMI amounts withheld	\$0.00		
- Fund payment NCMI amounts withheld	\$0.00		
Less other expenses	\$0.00		
Add management fee rebate	\$1,065.36		
Net cash distribution	\$12,061.15		




Vanguard

Account number: 383822

Investment product name: **Vanguard LifeStrategy Growth Fund**

Australian Income	Cash Distributions	Tax Paid/Offset	Tax Attribution
Unfranked distributions	\$60.62		\$43.57
Unfranked CFI distributions	\$122.68		\$122.22
Interest - subject to non-resident WHT	\$14.94		\$15.05
Interest - not subject to non-resident WHT	\$396.15		\$454.47
Other income	\$7,777.04		\$7,019.21
Other income - CBMI	\$0.00		\$0.00
Other income excluding NCMI	\$1.38		\$1.81
Other income - NCMI	\$2.60		\$3.04
Non-Primary Production Income	\$8,375.41		\$7,659.37
Franked Distributions	\$1,293.92	\$608.44	\$1,900.94
Capital Gains			
Discount capital gain TAP	\$0.00		\$0.00
Discount capital gain TAP - CBMI	\$0.00		\$0.00
Discount capital gain TAP excluding NCMI	\$0.00		\$0.00
Discount capital gain TAP - NCMI	\$0.00		\$0.00
Discount capital gain NTAP	\$8,908.52		\$10,308.77
Capital gains - other method TAP	\$0.00		\$0.00
Capital gains - other method TAP - CBMI	\$0.00		\$0.00
Capital gains - other method TAP excluding NCMI	\$0.00		\$0.00
Capital gains - other method TAP - NCMI	\$0.00		\$0.00
Capital gains - other method NTAP	\$25.84		\$22.34
Net Capital Gain	\$8,934.36		\$10,331.11
AMIT CGT gross up amount			\$10,308.77
Other capital gains distribution	\$8,908.52		
Total Current Year Capital Gains	\$17,842.88		\$20,639.88
Foreign Income			
Assessable Foreign Source Income	\$2,484.18	\$232.80	\$2,860.03



Vanguard

Account number: 383822

Other non-assessable Amounts	Cash Distributions	Tax Paid/Offset	Tax Attribution
Non-assessable non-exempt amount	\$0.00		\$0.00
Net exempt income	\$0.00		
Other non-attributable amounts	\$0.00		
Gross Amount	\$29,996.39		\$33,060.22
AMIT cost base net amount			
- Excess (Reduce cost base)			\$0.00
- Shortfall (Increase cost base)			\$2,222.61
Less TFN amounts withheld	\$0.00		
Less non-resident withholding tax			
- Interest/dividend amounts withheld	\$0.00		
- Fund payment amounts withheld	\$0.00		
- Fund payment CBMI amounts withheld	\$0.00		
- Fund payment excluding NCMI amounts withheld	\$0.00		
- Fund payment NCMI amounts withheld	\$0.00		
Less other expenses	\$0.00		
Add management fee rebate	\$651.66		
Net cash distribution	\$30,648.05		




Vanguard

Account number: 383822

Investment product name: **Vanguard LifeStrategy Balanced Fund**

Australian Income	Cash Distributions	Tax Paid/Offset	Tax Attribution
Unfranked distributions	\$2.51		\$1.81
Unfranked CFI distributions	\$5.02		\$4.97
Interest - subject to non-resident WHT	\$1.14		\$1.05
Interest - not subject to non-resident WHT	\$44.86		\$43.04
Other income	\$566.82		\$495.31
Other income - CBMI	\$0.00		\$0.00
Other income excluding NCMI	\$0.06		\$0.07
Other income - NCMI	\$0.11		\$0.12
Non-Primary Production Income	\$620.52		\$546.37
Franked Distributions	\$53.25	\$24.80	\$77.80
Capital Gains			
Discount capital gain TAP	\$0.00		\$0.00
Discount capital gain TAP - CBMI	\$0.00		\$0.00
Discount capital gain TAP excluding NCMI	\$0.00		\$0.00
Discount capital gain TAP - NCMI	\$0.00		\$0.00
Discount capital gain NTAP	\$353.71		\$414.04
Capital gains - other method TAP	\$0.00		\$0.00
Capital gains - other method TAP - CBMI	\$0.00		\$0.00
Capital gains - other method TAP excluding NCMI	\$0.00		\$0.00
Capital gains - other method TAP - NCMI	\$0.00		\$0.00
Capital gains - other method NTAP	\$0.17		\$0.03
Net Capital Gain	\$353.88		\$414.07
AMIT CGT gross up amount			\$414.04
Other capital gains distribution	\$353.71		
Total Current Year Capital Gains	\$707.59		\$828.11
Foreign Income			
Assessable Foreign Source Income	\$151.12	\$9.89	\$168.95



Vanguard

Account number: 383822

Other non-assessable Amounts	Cash Distributions	Tax Paid/Offset	Tax Attribution
Non-assessable non-exempt amount	\$0.00		\$0.00
Net exempt income	\$0.00		
Other non-attributable amounts	\$0.00		
Gross Amount	\$1,532.48		\$1,621.23
AMIT cost base net amount			
- Excess (Reduce cost base)			\$0.00
- Shortfall (Increase cost base)			\$54.08
Less TFN amounts withheld	\$0.00		
Less non-resident withholding tax			
- Interest/dividend amounts withheld	\$0.00		
- Fund payment amounts withheld	\$0.00		
- Fund payment CBMI amounts withheld	\$0.00		
- Fund payment excluding NCMI amounts withheld	\$0.00		
- Fund payment NCMI amounts withheld	\$0.00		
Less other expenses	\$0.00		
Add management fee rebate	\$0.00		
Net cash distribution	\$1,532.48		

Contact us



Log in to Vanguard Online
vanguard.com.au



Call us on 1300 655 101
Monday to Friday, 8:00am to 6:00pm (AET)

P&L TAYLOR SELF MANAGED SUPER FUND

Period July 1 2020 to June 30 2021

Date	Detail	Amount	9.5% Suoer	Sal Sacrific Interest	Lt N/con	LT	PT n/con	PT	Total
opening balance									\$64,327.07
29/07/2020	Super Tax	-\$2,043.00				-\$1,021.50		-\$1,021.50	\$62,284.07
31/07/2020	Bank Interest	\$22.35		\$22.35		\$11.17		\$11.17	\$62,306.42
3/08/2020	Tax refund	\$6,874.96			\$3,437.48		\$3,437.48		\$69,181.38
21-Aug Super		\$855.00	\$855.00			\$427.50		\$427.50	\$70,060.38
31-Aug Bank Interest		\$23.95		\$23.95		\$11.97		\$11.98	\$70,060.33
18-Sep Super		\$570.00	\$570.00			\$285.00		\$285.00	\$70,630.33
30-Sep Bank Interest		\$23.68		\$23.68		\$11.84		\$11.84	\$70,654.01
20-Oct Super		\$570.00	\$570.00			\$285.00		\$285.00	\$71,224.01
20-Oct Super Tax		-\$1,357.00				-\$678.50		-\$678.50	\$69,867.01
30-Nov Bank Interest		\$21.46		\$21.46		\$10.73		\$10.73	\$69,912.19
31-Dec Bank Interest		\$15.43		\$15.43		\$7.71		\$7.71	\$69,927.62
	2021								
27-Jan Super		\$1,995.00	\$1,995.00			\$997.50		\$997.50	\$71,922.62
29-Jan Bank Interest		\$14.47		\$14.47		\$7.23		\$7.24	\$71,937.09
25-Feb Super		\$570.00	\$570.00			\$285.00		\$285.00	\$72,507.09
26-Feb Bank Interest		\$8.27		\$8.27		\$4.13		\$4.14	\$72,515.36
26-Feb Audit Fees		-\$1,072.50				-\$536.25		-\$536.25	\$71,442.86
26-Feb Super Tax		-\$1,357.00				-\$678.50		-\$678.50	\$70,085.86
25-Mar Super		\$570.00	\$570.00			\$285.00		\$285.00	\$70,655.86
31-Mar Bank Interest		\$3.86		\$3.86		\$1.93		\$1.93	\$70,659.72
26-Apr Super Tax		-\$1,357.00				-\$678.50		-\$678.50	\$69,302.72
29-Apr Super		\$570.00	\$570.00			\$285.00		\$285.00	\$69,872.72
30-Apr Bank Interest		\$0.58		\$0.58		\$0.29		\$0.58	\$69,873.30
20-May Super		\$570.00	\$570.00			\$285.00		\$285.00	\$70,443.30
31-May Bank Interest		\$0.59		\$0.59		\$0.29		\$0.30	\$70,443.89

24-Jun Super	\$570.00	\$570.00	\$285.00	\$285.00	\$71,013.89
25-Jun Super	\$27,660.00	\$27,660.00	\$21,580.00	\$6,080.00	\$98,673.89
30-Jun Bank Interest	\$0.61		\$0.31		\$98,674.50
	\$34,323.71	\$34,500.00	\$21,463.18	\$3,437.48	\$5,974.37
			\$134.97	\$3,437.48	



P & L TAYLOR SUPERANNUATION
SHOP 485 BURNSIDE SHOPPING VILLIAGE/1 BLACKWOOD
PLACE
OATLANDS NSW 2117

Vanguard AMMA Tax Statement

Year ended 30 June 2021

Investor name: P & L Taylor Superannuation
Account number: 383822
Tax file number status: Supplied

Part A - A Summary of 2020/21 Tax Return (Supplementary Section) Items

The following tax return items are valid for Australian resident individual unit holders only.

	Tax Attribution Amount	Tax Return Label
Share of net income from trusts, less net capital gains, foreign income and franked distributions	\$17,865.65	13U
Other deductions relating to non-primary production income	\$0.00	13Y
Franked distributions from trusts	\$1,978.74	13C
Share of franking credits from franked dividends	\$633.24	13Q
Share of credit for TFN amounts withheld	\$0.00	13R
Share of credit for tax paid by trustee	\$0.00	13S
Net capital gain	\$12,258.07	18A
Total current year capital gains	\$24,493.77	18H
Assessable foreign source income	\$3,028.98	20E
Australian franking credits from a New Zealand company	\$0.00	20F
Other net foreign source income	\$3,028.98	20M
Foreign income tax offset	\$242.69	200*
Management fee rebate	\$1,717.02	24V

* If your total foreign income tax offsets from all sources for the year is \$1,000 or less then you can claim this amount in full. Otherwise, you will need to refer to the ATO publication 'Guide to foreign income tax offsets' (NAT 72923) to calculate your entitlement.

This statement should be read in conjunction with the Vanguard Tax Statement Guide.
If you have any doubt about your specific tax circumstances, you should seek professional advice.




Vanguard

Account number: 383822

Part B - Components of Attribution

Australian Income	Cash Distributions	Tax Paid/Offset	Tax Attribution
Unfranked distributions	\$321.28		\$304.77
Unfranked CFI distributions	\$127.70		\$127.19
Interest - subject to non-resident WHT	\$398.56		\$431.86
Interest - not subject to non-resident WHT	\$441.01		\$497.51
Other income	\$16,653.41		\$16,251.75
Other income - CBMI	\$0.00		\$0.00
Other income excluding NCMI	\$109.48		\$114.90
Other income - NCMI	\$135.93		\$137.67
Non-Primary Production Income	\$18,187.37		\$17,865.65
Franked Distributions	\$1,606.04	\$633.24	\$1,978.74
Capital Gains			
Discount capital gain TAP	\$0.00		\$0.00
Discount capital gain TAP - CBMI	\$0.00		\$0.00
Discount capital gain TAP excluding NCMI	\$0.00		\$0.00
Discount capital gain TAP - NCMI	\$0.00		\$0.00
Discount capital gain NTAP	\$9,909.61		\$12,235.70
Capital gains - other method TAP	\$0.00		\$0.00
Capital gains - other method TAP - CBMI	\$0.00		\$0.00
Capital gains - other method TAP excluding NCMI	\$0.00		\$0.00
Capital gains - other method TAP - NCMI	\$0.00		\$0.00
Capital gains - other method NTAP	\$26.01		\$22.37
Net Capital Gain	\$9,935.62		\$12,258.07
AMIT CGT gross up amount			\$12,235.70
Other capital gains distribution	\$9,909.61		
Total Current Year Capital Gains	\$19,845.23		\$24,493.77




Vanguard

Account number: 383822

Foreign Income

Assessable Foreign Source Income	\$2,712.93	\$242.69	\$3,028.98
---	-------------------	-----------------	-------------------




Vanguard

Account number: 383822

Other non-assessable Amounts	Cash Distributions	Tax Paid/Offset	Tax Attribution
Non-assessable non-exempt amount	\$173.09		\$0.00
Net exempt income	\$0.00		
Other non-attributable amounts	\$0.00		
Gross Amount	\$42,524.66		\$47,367.14
AMIT cost base net amount			
- Excess (Reduce cost base)			\$0.00
- Shortfall (Increase cost base)			\$3,966.60
Less TFN amounts withheld	\$0.00		
Less non-resident withholding tax			
- Interest/dividend amounts withheld	\$0.00		
- Fund payment amounts withheld	\$0.00		
- Fund payment CBMI amounts withheld	\$0.00		
- Fund payment excluding NCMI amounts withheld	\$0.00		
- Fund payment NCMI amounts withheld	\$0.00		
Less other expenses	\$0.00		
Add management fee rebate	\$1,717.02		
Net cash distribution	\$44,241.68		

If you are complying Superannuation Fund, your net capital gain is \$16,336.64.

If you are a company or a non-complying Superannuation Fund, your net capital gain is \$24,493.77.



Vanguard

Account number: 383822

Part C - Details of Attribution

Investment product name: **Vanguard Index Australian Property Securities Fund**

Australian Income	Cash Distributions	Tax Paid/Offset	Tax Attribution
Unfranked distributions	\$258.15		\$259.39
Unfranked CFI distributions	\$0.00		\$0.00
Interest - subject to non-resident WHT	\$382.48		\$415.76
Interest - not subject to non-resident WHT	\$0.00		\$0.00
Other income	\$8,309.55		\$8,737.23
Other income - CBMI	\$0.00		\$0.00
Other income excluding NCMI	\$108.04		\$113.02
Other income - NCMI	\$133.22		\$134.51
Non-Primary Production Income	\$9,191.44		\$9,659.91
Franked Distributions	\$258.87	\$0.00	\$0.00
Capital Gains			
Discount capital gain TAP	\$0.00		\$0.00
Discount capital gain TAP - CBMI	\$0.00		\$0.00
Discount capital gain TAP excluding NCMI	\$0.00		\$0.00
Discount capital gain TAP - NCMI	\$0.00		\$0.00
Discount capital gain NTAP	\$647.38		\$1,512.89
Capital gains - other method TAP	\$0.00		\$0.00
Capital gains - other method TAP - CBMI	\$0.00		\$0.00
Capital gains - other method TAP excluding NCMI	\$0.00		\$0.00
Capital gains - other method TAP - NCMI	\$0.00		\$0.00
Capital gains - other method NTAP	\$0.00		\$0.00
Net Capital Gain	\$647.38		\$1,512.89
AMIT CGT gross up amount			\$1,512.89
Other capital gains distribution	\$647.38		
Total Current Year Capital Gains	\$1,294.76		\$3,025.78



Vanguard

Account number: 383822

Foreign Income

Assessable Foreign Source Income	\$77.63	\$0.00	\$0.00
---	----------------	---------------	---------------



Vanguard

Account number: 383822

Other non-assessable Amounts	Cash Distributions	Tax Paid/Offset	Tax Attribution
Non-assessable non-exempt amount	\$173.09		\$0.00
Net exempt income	\$0.00		
Other non-attributable amounts	\$0.00		
Gross Amount	\$10,995.79		\$12,685.69
AMIT cost base net amount			
- Excess (Reduce cost base)			\$0.00
- Shortfall (Increase cost base)			\$1,689.91
Less TFN amounts withheld	\$0.00		
Less non-resident withholding tax			
- Interest/dividend amounts withheld	\$0.00		
- Fund payment amounts withheld	\$0.00		
- Fund payment CBMI amounts withheld	\$0.00		
- Fund payment excluding NCMI amounts withheld	\$0.00		
- Fund payment NCMI amounts withheld	\$0.00		
Less other expenses	\$0.00		
Add management fee rebate	\$1,065.36		
Net cash distribution	\$12,061.15		




Vanguard

Account number: 383822

Investment product name: **Vanguard LifeStrategy Growth Fund**

Australian Income	Cash Distributions	Tax Paid/Offset	Tax Attribution
Unfranked distributions	\$60.62		\$43.57
Unfranked CFI distributions	\$122.68		\$122.22
Interest - subject to non-resident WHT	\$14.94		\$15.05
Interest - not subject to non-resident WHT	\$396.15		\$454.47
Other income	\$7,777.04		\$7,019.21
Other income - CBMI	\$0.00		\$0.00
Other income excluding NCMI	\$1.38		\$1.81
Other income - NCMI	\$2.60		\$3.04
Non-Primary Production Income	\$8,375.41		\$7,659.37
Franked Distributions	\$1,293.92	\$608.44	\$1,900.94
Capital Gains			
Discount capital gain TAP	\$0.00		\$0.00
Discount capital gain TAP - CBMI	\$0.00		\$0.00
Discount capital gain TAP excluding NCMI	\$0.00		\$0.00
Discount capital gain TAP - NCMI	\$0.00		\$0.00
Discount capital gain NTAP	\$8,908.52		\$10,308.77
Capital gains - other method TAP	\$0.00		\$0.00
Capital gains - other method TAP - CBMI	\$0.00		\$0.00
Capital gains - other method TAP excluding NCMI	\$0.00		\$0.00
Capital gains - other method TAP - NCMI	\$0.00		\$0.00
Capital gains - other method NTAP	\$25.84		\$22.34
Net Capital Gain	\$8,934.36		\$10,331.11
AMIT CGT gross up amount			\$10,308.77
Other capital gains distribution	\$8,908.52		
Total Current Year Capital Gains	\$17,842.88		\$20,639.88
Foreign Income			
Assessable Foreign Source Income	\$2,484.18	\$232.80	\$2,860.03



Vanguard

Account number: 383822

Other non-assessable Amounts	Cash Distributions	Tax Paid/Offset	Tax Attribution
Non-assessable non-exempt amount	\$0.00		\$0.00
Net exempt income	\$0.00		
Other non-attributable amounts	\$0.00		
Gross Amount	\$29,996.39		\$33,060.22
AMIT cost base net amount			
- Excess (Reduce cost base)			\$0.00
- Shortfall (Increase cost base)			\$2,222.61
Less TFN amounts withheld	\$0.00		
Less non-resident withholding tax			
- Interest/dividend amounts withheld	\$0.00		
- Fund payment amounts withheld	\$0.00		
- Fund payment CBMI amounts withheld	\$0.00		
- Fund payment excluding NCMI amounts withheld	\$0.00		
- Fund payment NCMI amounts withheld	\$0.00		
Less other expenses	\$0.00		
Add management fee rebate	\$651.66		
Net cash distribution	\$30,648.05		



Vanguard

Account number: 383822

Investment product name: **Vanguard LifeStrategy Balanced Fund**

Australian Income	Cash Distributions	Tax Paid/Offset	Tax Attribution
Unfranked distributions	\$2.51		\$1.81
Unfranked CFI distributions	\$5.02		\$4.97
Interest - subject to non-resident WHT	\$1.14		\$1.05
Interest - not subject to non-resident WHT	\$44.86		\$43.04
Other income	\$566.82		\$495.31
Other income - CBMI	\$0.00		\$0.00
Other income excluding NCMI	\$0.06		\$0.07
Other income - NCMI	\$0.11		\$0.12
Non-Primary Production Income	\$620.52		\$546.37
Franked Distributions	\$53.25	\$24.80	\$77.80
Capital Gains			
Discount capital gain TAP	\$0.00		\$0.00
Discount capital gain TAP - CBMI	\$0.00		\$0.00
Discount capital gain TAP excluding NCMI	\$0.00		\$0.00
Discount capital gain TAP - NCMI	\$0.00		\$0.00
Discount capital gain NTAP	\$353.71		\$414.04
Capital gains - other method TAP	\$0.00		\$0.00
Capital gains - other method TAP - CBMI	\$0.00		\$0.00
Capital gains - other method TAP excluding NCMI	\$0.00		\$0.00
Capital gains - other method TAP - NCMI	\$0.00		\$0.00
Capital gains - other method NTAP	\$0.17		\$0.03
Net Capital Gain	\$353.88		\$414.07
AMIT CGT gross up amount			\$414.04
Other capital gains distribution	\$353.71		
Total Current Year Capital Gains	\$707.59		\$828.11
Foreign Income			
Assessable Foreign Source Income	\$151.12	\$9.89	\$168.95



Vanguard

Account number: 383822

Other non-assessable Amounts	Cash Distributions	Tax Paid/Offset	Tax Attribution
Non-assessable non-exempt amount	\$0.00		\$0.00
Net exempt income	\$0.00		
Other non-attributable amounts	\$0.00		
Gross Amount	\$1,532.48		\$1,621.23
AMIT cost base net amount			
- Excess (Reduce cost base)			\$0.00
- Shortfall (Increase cost base)			\$54.08
Less TFN amounts withheld	\$0.00		
Less non-resident withholding tax			
- Interest/dividend amounts withheld	\$0.00		
- Fund payment amounts withheld	\$0.00		
- Fund payment CBMI amounts withheld	\$0.00		
- Fund payment excluding NCMI amounts withheld	\$0.00		
- Fund payment NCMI amounts withheld	\$0.00		
Less other expenses	\$0.00		
Add management fee rebate	\$0.00		
Net cash distribution	\$1,532.48		


Contact us



Log in to Vanguard Online
vanguard.com.au



Call us on 1300 655 101
Monday to Friday, 8:00am to 6:00pm (AET)



Vanguard®

VANGUARD® INVESTOR FUNDS
TRANSACTION STATEMENT
For the period 1 July 2019 to 1 October 2019

Level 34
Freshwater Place
2 Southbank Boulevard
Southbank, VIC 3006
Australia

Phone: +61 3 8888 3888
Fax: +61 1300 765 712

vanguard.com.au

MR PETER TAYLOR
ATF P & L TAYLOR SUPERANNUATION
SHOP 4&5 BURNSIDE SHOPPING VILLIAGE
1 BLACKWOOD PLACE
OATLANDS NSW 2117

YOUR DETAILS

Investor Number: V00383822
Investor Name: P & L TAYLOR PTY LTD ATF P & L TAYLOR SUPERANNUATION
TFN Status: Supplied
Distribution: Reinvest

YOUR INVESTMENT AT A GLANCE
YOUR OPENING INVESTMENT VALUATION AS AT 01 JULY 2019

Fund	Units	Unit Price	Value*
Vanguard Index Australian Property Securities Fund	352,396.51	\$1.1024	\$388,481.91
Vanguard LifeStrategy Balanced Fund	8,568.17	\$1.4677	\$12,575.50
Vanguard LifeStrategy Growth Fund	134,436.02	\$1.6025	\$215,433.72
Total Investment Value			\$616,491.13

* This value includes any reinvested distributions but excludes market movement, transaction costs and any transactions on the first day of the period.

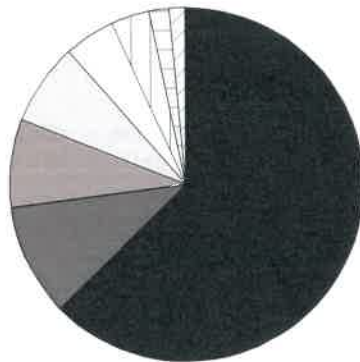
YOUR CLOSING INVESTMENT VALUATION AS AT 01 OCTOBER 2019

Fund	Units	Unit Price	Value*
Vanguard Index Australian Property Securities Fund	353,086.74	\$1.1124	\$392,773.69
Vanguard LifeStrategy Balanced Fund	8,568.17	\$1.5033	\$12,880.53
Vanguard LifeStrategy Growth Fund	134,678.01	\$1.6431	\$221,289.44
Total Investment Value			\$626,943.66

* This value includes any reinvested distributions but excludes market movement, transaction costs and any transactions on the first day of the period.



YOUR VANGUARD PORTFOLIO'S ASSET ALLOCATION AS AT 01 OCTOBER 2019



■ Australian Property Securities	62.66%
■ Australian Shares	10.29%
■ International Fixed Interest (Hedged)	8.13%
□ International Shares	7.53%
□ International Shares (Hedged)	4.60%
▨ Australian Fixed Interest	3.48%
▨ International Small Companies	1.84%
▨ Emerging Markets Shares	1.47%

The above information is based on the target asset allocations for each of the Vanguard funds you invest in and does not take into account any differences between the actual asset allocation of a fund and its target.

YOUR TRANSACTION DETAILS

Vanguard Index Australian Property Securities Fund

Effective Date	Transaction Type	Amount	Unit Price	Units	Unit Balance
1 July 2019	Opening Unitholding				352,396.51
10 July 2019	Management Fee Rebate	\$795.36	\$1.1523	690.23	353,086.74
1 October 2019	Closing Unitholding				353,086.74
Your investment return for period 1 Jul 19 to 1 Oct 19¹					\$3,496.42
Directly charged management costs for period 1 Jul 19 to 1 Oct 19					Nil
Indirect costs of your investment for period 1 Jul 19 to 1 Oct 19 ²					\$905.66
Total fees you paid for period 1 Jul 19 to 1 Oct 19 ³					\$905.66
Less accrued rebate amount of ⁴					\$452.64
Adjusted total fee you paid⁵					\$453.02

Vanguard LifeStrategy Balanced Fund

Effective Date	Transaction Type	Amount	Unit Price	Units	Unit Balance
1 July 2019	Opening Unitholding				8,568.17
1 October 2019	Closing Unitholding				8,568.17
Your investment return for period 1 Jul 19 to 1 Oct 19¹					\$305.03
Directly charged management costs for period 1 Jul 19 to 1 Oct 19					Nil
Indirect costs of your investment for period 1 Jul 19 to 1 Oct 19 ²					\$28.89
Total fees you paid for period 1 Jul 19 to 1 Oct 19 ³					\$28.89
Less accrued rebate amount of ⁴					\$0.00
Adjusted total fee you paid⁵					\$28.89



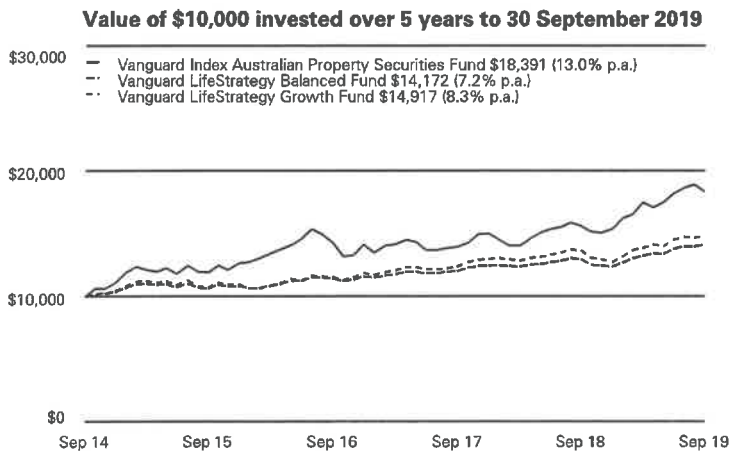
Vanguard LifeStrategy Growth Fund

Effective Date	Transaction Type	Amount	Unit Price	Units	Unit Balance
1 July 2019	Opening Unitholding				134,436.02
10 July 2019	Management Fee Rebate	\$392.00	\$1.6199	241.99	134,678.01
1 October 2019	Closing Unitholding				134,678.01

Your investment return for period 1 Jul 19 to 1 Oct 19¹ **\$5,463.72**

Directly charged management costs for period 1 Jul 19 to 1 Oct 19	Nil
Indirect costs of your investment for period 1 Jul 19 to 1 Oct 19 ²	\$495.23
Total fees you paid for period 1 Jul 19 to 1 Oct 19 ³	\$495.23
Less accrued rebate amount of ⁴	\$219.71
Adjusted total fee you paid⁵	\$275.52

YOUR FUND'S LONG TERM PERFORMANCE



This graph does not relate to your investment. It shows the growth of \$10,000 invested in our funds over 5 years based on actual historical returns, assuming all distributions are reinvested and after taking into account fees. Past performance is not an indicator of future performance.

Only funds with at least 5 years worth of performance data are shown here.

YOUR FEES AND INVESTMENT RETURNS EXPLAINED

1 Your investment return

This represents market movement and any distributions you have received for this period.

Fund performance information is detailed in the Helm™ newsletter. This may differ from your personalised investment return.

2 Indirect costs of your investment

This approximate amount has been deducted from your investment and includes amounts that have reduced the return on your investment but are not charged directly to you as a fee.

3 Total fees you paid

This approximate amount includes all the fees and costs which affected your investment during the period. These are fees we deducted from the fund.

4 Accrued rebate amount

The amount shown as 'Total fees you paid' was calculated using the standard management cost rate set out in our Product Disclosure Statement and is the approximate amount we deducted from the fund during the period in respect of your investment. You will be entitled to a rebate if your account balance, within a fund, is greater than \$50,000. Please refer to the current Product Disclosure Statement for more information. Rebates are paid in a subsequent period as additional units and have been shown here so that you can see the rebate you will be entitled to.


5 Adjusted total fee you paid

This is the total fee you paid after taking into account any rebate you will be entitled to receive in a subsequent period.

ADDITIONAL EXPLANATION OF FEES AND COSTS

Tax

In calculating the taxable income of our funds, available tax deductions are taken into account. This means that the after-tax costs to you of investing in our funds may be less than the amounts shown above.



Vanguard[®]

VANGUARD[®] INVESTOR FUNDS
TRANSACTION STATEMENT
For the period 1 October 2019 to 1 January 2020

Level 34
Freshwater Place
2 Southbank Boulevard
Southbank, VIC 3006
Australia

Phone: +61 3 8888 3888
Fax: +61 1300 765 712

vanguard.com.au

MR PETER TAYLOR
ATF P & L TAYLOR SUPERANNUATION
SHOP 4&5 BURNSIDE SHOPPING VILLIAGE
1 BLACKWOOD PLACE
OATLANDS NSW 2117

YOUR DETAILS

Investor Number: V00383822
Investor Name: P & L TAYLOR PTY LTD ATF P & L TAYLOR SUPERANNUATION
TFN Status: Supplied
Distribution: Reinvest

YOUR INVESTMENT AT A GLANCE
YOUR OPENING INVESTMENT VALUATION AS AT 01 OCTOBER 2019

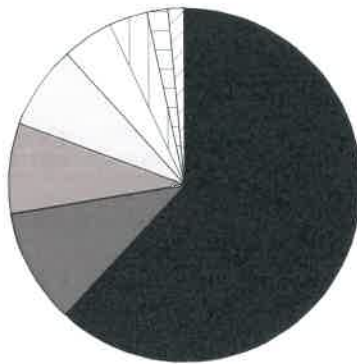
Fund	Units	Unit Price	Value*
Vanguard Index Australian Property Securities Fund	353,086.74	\$1.1124	\$392,773.69
Vanguard LifeStrategy Balanced Fund	8,568.17	\$1.5033	\$12,880.53
Vanguard LifeStrategy Growth Fund	134,678.01	\$1.6431	\$221,289.44
Total Investment Value			\$626,943.66

* This value includes any reinvested distributions but excludes market movement, transaction costs and any transactions on the first day of the period.

YOUR CLOSING INVESTMENT VALUATION AS AT 01 JANUARY 2020

Fund	Units	Unit Price	Value*
Vanguard Index Australian Property Securities Fund	357,328.66	\$1.0884	\$388,916.51
Vanguard LifeStrategy Balanced Fund	8,620.12	\$1.5112	\$13,026.73
Vanguard LifeStrategy Growth Fund	136,245.92	\$1.6576	\$225,841.24
Total Investment Value			\$627,784.48

* This value includes any reinvested distributions but excludes market movement, transaction costs and any transactions on the first day of the period.

**YOUR VANGUARD PORTFOLIO'S ASSET ALLOCATION AS AT 01 JANUARY 2020**

■ Australian Property Securities	61.95%
■ Australian Shares	10.49%
■ International Fixed Interest (Hedged)	8.28%
□ International Shares	7.68%
□ International Shares (Hedged)	4.68%
▨ Australian Fixed Interest	3.55%
▨ International Small Companies	1.87%
▨ Emerging Markets Shares	1.50%

The above information is based on the target asset allocations for each of the Vanguard funds you invest in and does not take into account any differences between the actual asset allocation of a fund and its target.

YOUR TRANSACTION DETAILS**Vanguard Index Australian Property Securities Fund**

Effective Date	Transaction Type	Amount	Unit Price	Units	Unit Balance
1 October 2019	Opening Unitholding				353,086.74
1 January 2020	Distribution Reinvested	\$4,616.91	\$1.0884	4,241.92	353,086.74
1 January 2020	Closing Unitholding				357,328.66

Your investment return for period 1 Oct 19 to 1 Jan 20¹ -\$3,857.18

Directly charged management costs for period 1 Oct 19 to 1 Jan 20	Nil
Indirect costs of your investment for period 1 Oct 19 to 1 Jan 20 ²	\$899.95
Total fees you paid for period 1 Oct 19 to 1 Jan 20 ³	\$899.95
Less accrued rebate amount of ⁴	\$449.15
Adjusted total fee you paid⁵	\$450.80

Vanguard LifeStrategy Balanced Fund

Effective Date	Transaction Type	Amount	Unit Price	Units	Unit Balance
1 October 2019	Opening Unitholding				8,568.17
1 January 2020	Distribution Reinvested	\$78.51	\$1.5112	51.95	8,568.17
1 January 2020	Closing Unitholding				8,620.12

Your investment return for period 1 Oct 19 to 1 Jan 20¹ \$146.20

Directly charged management costs for period 1 Oct 19 to 1 Jan 20	Nil
Indirect costs of your investment for period 1 Oct 19 to 1 Jan 20 ²	\$29.42
Total fees you paid for period 1 Oct 19 to 1 Jan 20 ³	\$29.42
Less accrued rebate amount of ⁴	\$0.00
Adjusted total fee you paid⁵	\$29.42



Vanguard LifeStrategy Growth Fund

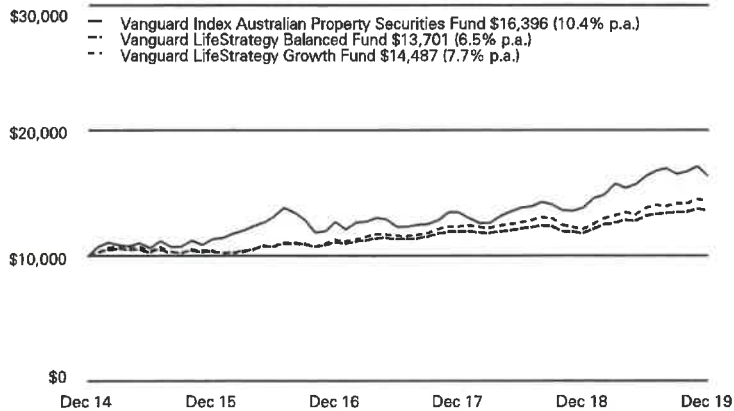
Effective Date	Transaction Type	Amount	Unit Price	Units	Unit Balance
1 October 2019	Opening Unitholding				134,678.01
1 January 2020	Distribution Reinvested	\$2,598.98	\$1.6576	1,567.91	134,678.01
1 January 2020	Closing Unitholding				136,245.92

Your investment return for period 1 Oct 19 to 1 Jan 20 **\$4,551.80**

Directly charged management costs for period 1 Oct 19 to 1 Jan 20	Nil
Indirect costs of your investment for period 1 Oct 19 to 1 Jan 20 ²	\$507.92
Total fees you paid for period 1 Oct 19 to 1 Jan 20 ³	\$507.92
Less accrued rebate amount of ⁴	\$228.31
Adjusted total fee you paid ⁵	\$279.61

YOUR FUND'S LONG TERM PERFORMANCE

Value of \$10,000 invested over 5 years to 31 December 2019



This graph does not relate to your investment. It shows the growth of \$10,000 invested in our funds over 5 years based on actual historical returns, assuming all distributions are reinvested and after taking into account fees. Past performance is not an indicator of future performance.

Only funds with at least 5 years worth of performance data are shown here.



YOUR FEES AND INVESTMENT RETURNS EXPLAINED

1 Your investment return

This represents market movement and any distributions you have received for this period.

Fund performance information is detailed in the Helm™ newsletter. This may differ from your personalised investment return.

2 Indirect costs of your investment

This approximate amount has been deducted from your investment and includes amounts that have reduced the return on your investment but are not charged directly to you as a fee.

3 Total fees you paid

This approximate amount includes all the fees and costs which affected your investment during the period. These are fees we deducted from the fund.

4 Accrued rebate amount

The amount shown as 'Total fees you paid' was calculated using the standard management cost rate set out in our Product Disclosure Statement and is the approximate amount we deducted from the fund during the period in respect of your investment. You will be entitled to a rebate if your account balance, within a fund, is greater than \$50,000. Please refer to the current Product Disclosure Statement for more information. Rebates are paid in a subsequent period as additional units and have been shown here so that you can see the rebate you will be entitled to.

5 Adjusted total fee you paid

This is the total fee you paid after taking into account any rebate you will be entitled to receive in a subsequent period.

ADDITIONAL EXPLANATION OF FEES AND COSTS

Tax

In calculating the taxable income of our funds, available tax deductions are taken into account. This means that the after-tax costs to you of investing in our funds may be less than the amounts shown above.



Vanguard®

VANGUARD® INVESTOR FUNDS
TRANSACTION STATEMENT
For the period 1 January 2020 to 1 April 2020

Level 34
Freshwater Place
2 Southbank Boulevard
Southbank, VIC 3006
Australia

Phone: +61 3 8888 3888
Fax: +61 1300 765 712

vanguard.com.au

MR PETER TAYLOR
ATF P & L TAYLOR SUPERANNUATION
SHOP 4&5 BURNSIDE SHOPPING VILLIAGE
1 BLACKWOOD PLACE
OATLANDS NSW 2117

YOUR DETAILS

Investor Number: V00383822
Investor Name: P & L TAYLOR PTY LTD ATF P & L TAYLOR SUPERANNUATION
TFN Status: Supplied
Distribution: Reinvest

YOUR INVESTMENT AT A GLANCE
YOUR OPENING INVESTMENT VALUATION AS AT 01 JANUARY 2020

Fund	Units	Unit Price	Value*
Vanguard Index Australian Property Securities Fund	357,328.66	\$1.0884	\$388,916.51
Vanguard LifeStrategy Balanced Fund	8,620.12	\$1.5112	\$13,026.73
Vanguard LifeStrategy Growth Fund	136,245.92	\$1.6576	\$225,841.24
Total Investment Value			\$627,784.48

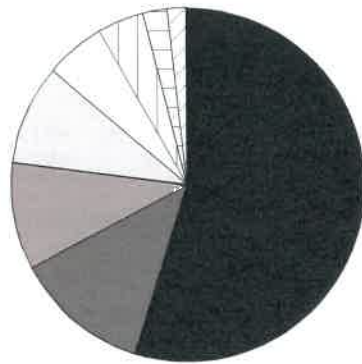
* This value includes any reinvested distributions but excludes market movement, transaction costs and any transactions on the first day of the period.

YOUR CLOSING INVESTMENT VALUATION AS AT 01 APRIL 2020

Fund	Units	Unit Price	Value*
Vanguard Index Australian Property Securities Fund	358,110.84	\$0.7140	\$255,691.14
Vanguard LifeStrategy Balanced Fund	8,620.12	\$1.3830	\$11,921.63
Vanguard LifeStrategy Growth Fund	136,507.26	\$1.4529	\$198,331.40
Total Investment Value			\$465,944.17

* This value includes any reinvested distributions but excludes market movement, transaction costs and any transactions on the first day of the period.

YOUR VANGUARD PORTFOLIO'S ASSET ALLOCATION AS AT 01 APRIL 2020



■ Australian Property Securities	54.88%
■ Australian Shares	12.43%
■ International Fixed Interest (Hedged)	9.83%
□ International Shares	9.10%
□ International Shares (Hedged)	5.55%
▨ Australian Fixed Interest	4.21%
▨ International Small Companies	2.22%
▨ Emerging Markets Shares	1.78%

The above information is based on the target asset allocations for each of the Vanguard funds you invest in and does not take into account any differences between the actual asset allocation of a fund and its target.

YOUR TRANSACTION DETAILS

Vanguard Index Australian Property Securities Fund

Effective Date	Transaction Type	Amount	Unit Price	Units	Unit Balance
1 January 2020	Opening Unitholding				357,328.66
20 January 2020	Management Fee Rebate	\$901.78	\$1.1529	782.18	358,110.84
1 April 2020	Closing Unitholding				358,110.84
Your investment return for period 1 Jan 20 to 1 Apr 20¹					-\$134,127.15
Directly charged management costs for period 1 Jan 20 to 1 Apr 20					Nil
Indirect costs of your investment for period 1 Jan 20 to 1 Apr 20 ²					\$846.16
Total fees you paid for period 1 Jan 20 to 1 Apr 20 ³					\$846.16
Less accrued rebate amount of ⁴					\$417.65
Adjusted total fee you paid⁵					\$428.51

Vanguard LifeStrategy Balanced Fund

Effective Date	Transaction Type	Amount	Unit Price	Units	Unit Balance
1 January 2020	Opening Unitholding				8,620.12
1 April 2020	Closing Unitholding				8,620.12
Your investment return for period 1 Jan 20 to 1 Apr 20¹					-\$1,105.10
Directly charged management costs for period 1 Jan 20 to 1 Apr 20					Nil
Indirect costs of your investment for period 1 Jan 20 to 1 Apr 20 ²					\$28.95
Total fees you paid for period 1 Jan 20 to 1 Apr 20 ³					\$28.95
Less accrued rebate amount of ⁴					\$0.00
Adjusted total fee you paid⁵					\$28.95



Vanguard LifeStrategy Growth Fund

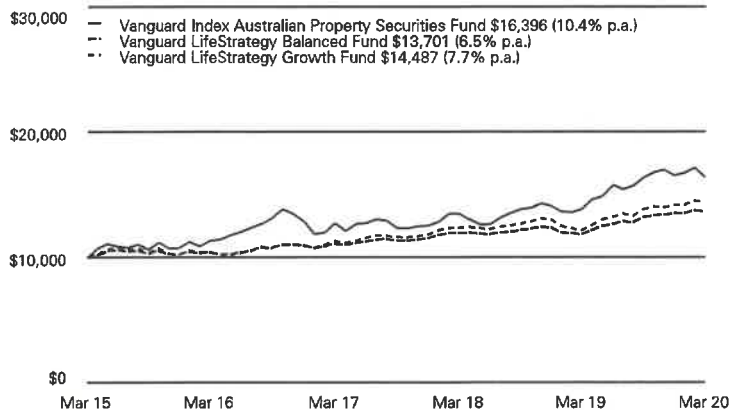
Effective Date	Transaction Type	Amount	Unit Price	Units	Unit Balance
1 January 2020	Opening Unitholding				136,245.92
21 January 2020	Management Fee Rebate	\$448.02	\$1.7143	261.34	136,507.26
1 April 2020	Closing Unitholding				136,507.26

Your investment return for period 1 Jan 20 to 1 Apr 20¹ - \$27,957.86

Directly charged management costs for period 1 Jan 20 to 1 Apr 20	Nil
Indirect costs of your investment for period 1 Jan 20 to 1 Apr 20 ²	\$498.26
Total fees you paid for period 1 Jan 20 to 1 Apr 20 ³	\$498.26
Less accrued rebate amount of ⁴	\$223.34
Adjusted total fee you paid⁵	\$274.92

YOUR FUND'S LONG TERM PERFORMANCE

Value of \$10,000 invested over 5 years to 31 March 2020



This graph does not relate to your investment. It shows the growth of \$10,000 invested in our funds over 5 years based on actual historical returns, assuming all distributions are reinvested and after taking into account fees. Past performance is not an indicator of future performance.

Only funds with at least 5 years worth of performance data are shown here.

YOUR FEES AND INVESTMENT RETURNS EXPLAINED

1 Your investment return

This represents market movement and any distributions you have received for this period.

Fund performance information is detailed in the Helm™ newsletter. This may differ from your personalised investment return.

2 Indirect costs of your investment

This approximate amount has been deducted from your investment and includes amounts that have reduced the return on your investment but are not charged directly to you as a fee.

3 Total fees you paid

This approximate amount includes all the fees and costs which affected your investment during the period. These are fees we deducted from the fund.

4 Accrued rebate amount

The amount shown as 'Total fees you paid' was calculated using the standard management cost rate set out in our Product Disclosure Statement and is the approximate amount we deducted from the fund during the period in respect of your investment. You will be entitled to a rebate if your account balance, within a fund, is greater than \$50,000. Please refer to the current Product Disclosure Statement for more information. Rebates are paid in a subsequent period as additional units and have been shown here so that you can see the rebate you will be entitled to.

5 Adjusted total fee you paid

This is the total fee you paid after taking into account any rebate you will be entitled to receive in a subsequent period.

ADDITIONAL EXPLANATION OF FEES AND COSTS

Tax

In calculating the taxable income of our funds, available tax deductions are taken into account. This means that the after-tax costs to you of investing in our funds may be less than the amounts shown above.



Vanguard®

VANGUARD® INVESTOR FUNDS
TRANSACTION STATEMENT
For the period 1 April 2020 to 1 July 2020

Level 13
130 Lonsdale Street
Melbourne VIC 3000
Australia

Phone: +61 3 8888 3888
Fax: +61 1300 765 712

vanguard.com.au

MR PETER TAYLOR
ATF P & L TAYLOR SUPERANNUATION
SHOP 4&5 BURNSIDE SHOPPING VILLIAGE
1 BLACKWOOD PLACE
OATLANDS NSW 2117

YOUR DETAILS

Investor Number: V00383822
Investor Name: P & L TAYLOR PTY LTD ATF P & L TAYLOR SUPERANNUATION
TFN Status: Supplied
Distribution: Reinvest

YOUR INVESTMENT AT A GLANCE
YOUR OPENING INVESTMENT VALUATION AS AT 01 APRIL 2020

Fund	Units	Unit Price	Value*
Vanguard Index Australian Property Securities Fund	358,110.84	\$0.7140	\$255,691.14
Vanguard LifeStrategy Balanced Fund	8,620.12	\$1.3830	\$11,921.63
Vanguard LifeStrategy Growth Fund	136,507.26	\$1.4529	\$198,331.40
Total Investment Value			\$465,944.17

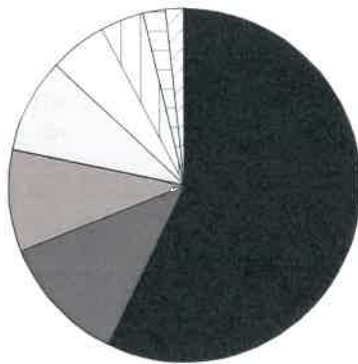
* This value includes any reinvested distributions but excludes market movement, transaction costs and any transactions on the first day of the period.

YOUR CLOSING INVESTMENT VALUATION AS AT 01 JULY 2020

Fund	Units	Unit Price	Value*
Vanguard Index Australian Property Securities Fund	370,317.55	\$0.8295	\$307,178.41
Vanguard LifeStrategy Balanced Fund	8,914.99	\$1.4316	\$12,762.70
Vanguard LifeStrategy Growth Fund	143,514.94	\$1.5087	\$216,520.99
Total Investment Value			\$536,462.10

* This value includes any reinvested distributions but excludes market movement, transaction costs and any transactions on the first day of the period.

YOUR VANGUARD PORTFOLIO'S ASSET ALLOCATION AS AT 01 JULY 2020



■ Australian Property Securities	57.25%
■ Australian Shares	11.78%
■ International Fixed Interest (Hedged)	9.31%
□ International Shares	8.62%
□ International Shares (Hedged)	5.26%
▨ Australian Fixed Interest	3.99%
▨ International Small Companies	2.10%
▨ Emerging Markets Shares	1.69%

The above information is based on the target asset allocations for each of the Vanguard funds you invest in and does not take into account any differences between the actual asset allocation of a fund and its target.

YOUR TRANSACTION DETAILS

Vanguard Index Australian Property Securities Fund

Effective Date	Transaction Type	Amount	Unit Price	Units	Unit Balance
1 April 2020	Opening Unitholding				358,110.84
1 July 2020	Distribution Reinvested	\$10,125.47	\$0.8295	12,206.71	358,110.84
1 July 2020	Closing Unitholding				370,317.55

Your investment return for period 1 Apr 20 to 1 Jul 20¹ \$51,487.27

Directly charged management costs for period 1 Apr 20 to 1 Jul 20	Nil
Indirect costs of your investment for period 1 Apr 20 to 1 Jul 20 ²	\$661.08
Total fees you paid for period 1 Apr 20 to 1 Jul 20 ³	\$661.08
Less accrued rebate amount of ⁴	\$304.54
Adjusted total fee you paid⁵	\$356.54

Vanguard LifeStrategy Balanced Fund

Effective Date	Transaction Type	Amount	Unit Price	Units	Unit Balance
1 April 2020	Opening Unitholding				8,620.12
1 July 2020	Distribution Reinvested	\$422.14	\$1.4316	294.87	8,620.12
1 July 2020	Closing Unitholding				8,914.99

Your investment return for period 1 Apr 20 to 1 Jul 20¹ \$841.07

Directly charged management costs for period 1 Apr 20 to 1 Jul 20	Nil
Indirect costs of your investment for period 1 Apr 20 to 1 Jul 20 ²	\$27.84
Total fees you paid for period 1 Apr 20 to 1 Jul 20 ³	\$27.84
Less accrued rebate amount of ⁴	\$0.00
Adjusted total fee you paid⁵	\$27.84

Vanguard LifeStrategy Growth Fund

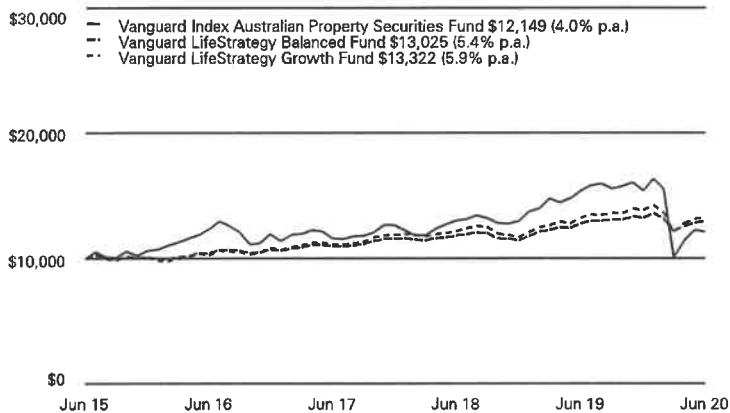
Effective Date	Transaction Type	Amount	Unit Price	Units	Unit Balance
1 April 2020	Opening Unitholding				136,507.26
1 July 2020	Distribution Reinvested	\$10,572.50	\$1.5087	7,007.68	136,507.26
1 July 2020	Closing Unitholding				143,514.94

Your investment return for period 1 Apr 20 to 1 Jul 20¹ **\$18,189.59**

Directly charged management costs for period 1 Apr 20 to 1 Jul 20	Nil
Indirect costs of your investment for period 1 Apr 20 to 1 Jul 20 ²	\$469.35
Total fees you paid for period 1 Apr 20 to 1 Jul 20 ³	\$469.35
Less accrued rebate amount of ⁴	\$203.74
Adjusted total fee you paid⁵	\$265.61

YOUR FUND'S LONG TERM PERFORMANCE

Value of \$10,000 invested over 5 years to 30 June 2020



This graph does not relate to your investment. It shows the growth of \$10,000 invested in our funds over 5 years based on actual historical returns, assuming all distributions are reinvested and after taking into account fees. Past performance is not an indicator of future performance.

Only funds with at least 5 years worth of performance data are shown here.

YOUR FEES AND INVESTMENT RETURNS EXPLAINED

1 Your investment return

This represents market movement and any distributions you have received for this period.

Fund performance information is detailed in the Helm™ newsletter. This may differ from your personalised investment return.

2 Indirect costs of your investment

This approximate amount has been deducted from your investment and includes amounts that have reduced the return on your investment but are not charged directly to you as a fee.

3 Total fees you paid

This approximate amount includes all the fees and costs which affected your investment during the period. These are fees we deducted from the fund.

4 Accrued rebate amount

The amount shown as 'Total fees you paid' was calculated using the standard management cost rate set out in our Product Disclosure Statement and is the approximate amount we deducted from the fund during the period in respect of your investment. You will be entitled to a rebate if your account balance, within a fund, is greater than \$50,000. Please refer to the current Product Disclosure Statement for more information. Rebates are paid in a subsequent period as additional units and have been shown here so that you can see the rebate you will be entitled to.

5 Adjusted total fee you paid

This is the total fee you paid after taking into account any rebate you will be entitled to receive in a subsequent period.

ADDITIONAL EXPLANATION OF FEES AND COSTS

Tax

In calculating the taxable income of our funds, available tax deductions are taken into account. This means that the after-tax costs to you of investing in our funds may be less than the amounts shown above.