
G K N K L WILLIAMS SUPER FUND

Reports

Table of Contents

Report Name

Fund Details Report

Trial Balance

General Ledger Audit Trail Report

Bank Account Movement Report

Investment Summary Report

Investment Movement and Returns Report

Investment Allocation

Foreign Cash Reconciliation

Statement of Taxable Income Report

Foreign Income and Expenses Worksheet

Tax Accounting Reconciliation

G K N K L WILLIAMS SUPER FUND

Fund Details Report

Fund Details

Fund Start Date	26 June 2014
Fund Code	GKNKLWI
Name	G K N K L WILLIAMS SUPER FUND
Previous Name	
Legal Type	SMSF
Is Resident	True
ABN	43 633 519 411
TFN	378898374
SFN	
RSE Registration Number	
RSE Effective Date	

Fund Contact Details

Phone	0299719972
Fax	0299729611
Email	nathan@armstrongadvisory.com.au
URL	www.armstrongadvisory.com.au
Use Physical Address for Mailing	True

Physical Address

Line 1	3 Kent Street
Line 2	
Line 3	
Suburb	Collaroy
State	NSW
Postcode	2097
Validate Address	False

Trust Deeds

Deed Date	26 June 2014	Date Printed	
Jurisdiction	NSW	Deed Type	Establishment
Trustee Name	GAIL WILLIAMS AND KRISTIAN WILLIAMS		
Deed Source	Not Supplied		
Comments			

Fund Investment Returns

Financial Year	Rate Of Return
2019	Not Recorded
2018	Not Recorded
2017	Not Recorded
2016	Not Recorded
2015	Not Recorded
2014	Not Recorded

G K N K L WILLIAMS SUPER FUND

Fund Details Report

Fund Settings

Annual Return Address Default Fund

Fund Policy

Fund Policy Start Date

Fund Policy End Date 30 June 2016

GST

GST Status Non-Registered

GST Status Date

GST Tax Period

Pensions

Segregate for Pension Purposes False

Pension Exempt % (Actuarial)

Pension Exempt % (Expenses)

Tax Effect Accounting

Use Tax Effect Accounting False

Capital Loss Provision % 0.00%

Income Loss Provision % 0.00%

Unrealised Gains Provision % 0.00%

Fund Policy

Fund Policy Start Date 1 July 2016

Fund Policy End Date 30 June 2017

GST

GST Status Non-Registered

GST Status Date

GST Tax Period

Pensions

Segregate for Pension Purposes False

Pension Exempt % (Actuarial) 76.69%

Pension Exempt % (Expenses)

Tax Effect Accounting

Use Tax Effect Accounting False

Capital Loss Provision % 0.00%

Income Loss Provision % 0.00%

Unrealised Gains Provision % 0.00%

Fund Policy

Fund Policy Start Date 1 July 2017

Fund Policy End Date

GST

GST Status Non-Registered

GST Status Date

GST Tax Period

Pensions

Segregate for Pension Purposes False

Pension Exempt % (Actuarial) 91.57%

Pension Exempt % (Expenses)

Tax Effect Accounting

Use Tax Effect Accounting False

Capital Loss Provision % 0.00%

Income Loss Provision % 0.00%

Unrealised Gains Provision % 0.00%

G K N K L WILLIAMS SUPER FUND

Fund Details Report

Bank Accounts

Code and Description	STGEODIY - St George DIY Super Saver 493701939
Account Type	Bank Account
BSB	112-879
Account Number	493701939
Account Name	Gail Williams ATF G K N K L WILLIAMS SUPER FUND
Operational Account	True
Holding Reference Type	
Holding Reference	
In-House Asset	False

Code and Description	STGEORET - St George Retirement Access Plus 486793863
Account Type	Bank Account
BSB	112-879
Account Number	486793863
Account Name	Gail Williams ATF G K N K L WILLIAMS SUPER FUND
Operational Account	True
Holding Reference Type	
Holding Reference	
In-House Asset	False

G K N K L WILLIAMS SUPER FUND**Fund Details Report**

Investment Accounts**Code and Description** **A2M - The A2 Milk Company Limited**

Holding Reference Type

Holding Reference

Security Issue Code A2M

Market Type Code LM

Unlisted Security Type Code

In-House Asset False

Code and Description **ANZ - Australia And New Zealand Banking Group Limited**

Holding Reference Type

Holding Reference

Security Issue Code ANZ

Market Type Code LM

Unlisted Security Type Code

In-House Asset False

Code and Description **BHP - BHP Billiton Limited**

Holding Reference Type

Holding Reference

Security Issue Code BHP

Market Type Code LM

Unlisted Security Type Code

In-House Asset False

Code and Description **BRU - Buru Energy Limited**

Holding Reference Type

Holding Reference

Security Issue Code BRU

Market Type Code LM

Unlisted Security Type Code

In-House Asset False

Code and Description **BTT - BT Investment Management Limited**

Holding Reference Type

Holding Reference

Security Issue Code BTT

Market Type Code LM

Unlisted Security Type Code

In-House Asset False

Code and Description **BUB - Bubs Australia Limited**

Holding Reference Type

Holding Reference

Security Issue Code BUB

Market Type Code LM

Unlisted Security Type Code

In-House Asset False

Code and Description **BUD - Buddy Technologies Ltd**

G K N K L WILLIAMS SUPER FUND**Fund Details Report**

Holding Reference Type	
Holding Reference	
Security Issue Code	BUD
Market Type Code	LM
Unlisted Security Type Code	
In-House Asset	False

Code and Description	CBA - Commonwealth Bank Of Australia.
Holding Reference Type	
Holding Reference	
Security Issue Code	CBA
Market Type Code	LM
Unlisted Security Type Code	
In-House Asset	False

Code and Description	CYB - Cybg PLC - Cdi 1:1 Foreign Exempt Lse
Holding Reference Type	
Holding Reference	
Security Issue Code	CYB
Market Type Code	LM
Unlisted Security Type Code	
In-House Asset	False

Code and Description	FMG - Fortescue Metals Group Ltd
Holding Reference Type	
Holding Reference	
Security Issue Code	FMG
Market Type Code	LM
Unlisted Security Type Code	
In-House Asset	False

Code and Description	HSO - Healthscope Limited.
Holding Reference Type	
Holding Reference	
Security Issue Code	HSO
Market Type Code	LM
Unlisted Security Type Code	
In-House Asset	False

Code and Description	KZA - Kazia Therapeutics Limited
Holding Reference Type	
Holding Reference	
Security Issue Code	KZA
Market Type Code	LM
Unlisted Security Type Code	
In-House Asset	False

Code and Description	LLC - Lendlease Group - Unit/Ordinary Fully Paid Stapled Securities
Holding Reference Type	
Holding Reference	
Security Issue Code	LLC
Market Type Code	LM
Unlisted Security Type Code	
In-House Asset	False

G K N K L WILLIAMS SUPER FUND

Fund Details Report

Code and Description	LNG - Liquefied Natural Gas Limited
-----------------------------	--

Holding Reference Type	
------------------------	--

Holding Reference	
-------------------	--

Security Issue Code	LNG
---------------------	-----

Market Type Code	LM
------------------	----

Unlisted Security Type Code	
-----------------------------	--

In-House Asset	False
----------------	-------

Code and Description	MYX - Mayne Pharma Group Limited
-----------------------------	---

Holding Reference Type	
------------------------	--

Holding Reference	
-------------------	--

Security Issue Code	MYX
---------------------	-----

Market Type Code	LM
------------------	----

Unlisted Security Type Code	
-----------------------------	--

In-House Asset	False
----------------	-------

Code and Description	NAB - National Australia Bank Limited
-----------------------------	--

Holding Reference Type	
------------------------	--

Holding Reference	
-------------------	--

Security Issue Code	NAB
---------------------	-----

Market Type Code	LM
------------------	----

Unlisted Security Type Code	
-----------------------------	--

In-House Asset	False
----------------	-------

Code and Description	NRT - Novogen Limited
-----------------------------	------------------------------

Holding Reference Type	
------------------------	--

Holding Reference	
-------------------	--

Security Issue Code	NRT
---------------------	-----

Market Type Code	LM
------------------	----

Unlisted Security Type Code	
-----------------------------	--

In-House Asset	False
----------------	-------

Code and Description	PDL - Pandal Group Limited
-----------------------------	-----------------------------------

Holding Reference Type	
------------------------	--

Holding Reference	
-------------------	--

Security Issue Code	PDL
---------------------	-----

Market Type Code	LM
------------------	----

Unlisted Security Type Code	
-----------------------------	--

In-House Asset	False
----------------	-------

Code and Description	RIO - Rio Tinto Limited
-----------------------------	--------------------------------

Holding Reference Type	
------------------------	--

Holding Reference	
-------------------	--

Security Issue Code	RIO
---------------------	-----

Market Type Code	LM
------------------	----

Unlisted Security Type Code	
-----------------------------	--

In-House Asset	False
----------------	-------

Code and Description	S32 - South32 Limited
-----------------------------	------------------------------

Holding Reference Type	
------------------------	--

Holding Reference	
-------------------	--

Security Issue Code	S32
---------------------	-----

Market Type Code	LM
------------------	----

Unlisted Security Type Code	
-----------------------------	--

In-House Asset	False
----------------	-------

G K N K L WILLIAMS SUPER FUND**Fund Details Report**

Code and Description **STO - Santos Limited**

Holding Reference Type

Holding Reference

Security Issue Code STO

Market Type Code LM

Unlisted Security Type Code

In-House Asset False

Code and Description **WBC - Westpac Banking Corporation**

Holding Reference Type

Holding Reference

Security Issue Code WBC

Market Type Code LM

Unlisted Security Type Code

In-House Asset False

Code and Description **WES - Wesfarmers Limited**

Holding Reference Type

Holding Reference

Security Issue Code WES

Market Type Code LM

Unlisted Security Type Code

In-House Asset False

Code and Description **WOW - Woolworths Group Limited**

Holding Reference Type

Holding Reference

Security Issue Code WOW

Market Type Code LM

Unlisted Security Type Code

In-House Asset False

Code and Description **WPL - Woodside Petroleum Limited**

Holding Reference Type

Holding Reference

Security Issue Code WPL

Market Type Code LM

Unlisted Security Type Code

In-House Asset False

Code and Description **WPLR - Woodside Petroleum Limited - Rights-Appsclose
07Mar2018 Us Prohibited**

Holding Reference Type

Holding Reference

Security Issue Code WPLR

Market Type Code LD

Unlisted Security Type Code

In-House Asset False

G K N K L WILLIAMS SUPER FUND

Fund Details Report

Member Details

Member Number	1
Title	MRS
First Name	Gail
Middle Names	Colleen
Family Name	Williams
Gender	Female
Date of Birth	1 July 1951
Date of Death	
Preferred Salutation	
Preferred Name	
Contact Details	
Preferred Voice Contact	Work
Preferred Written Contact	MailingAddress
Home Phone	0299719972
Work Phone	0299719972
Mobile	
Fax	
Direct	
Email	nathan@armstrongadvisory.com.au
Use Physical Address for Mailing	True
Physical Address	
Line 1	3 Kent Street
Line 2	
Line 3	
Suburb	Collaroy
State	NSW
Postcode	2097
Validate Address	False
Member Details	
Join Fund Date	26 June 2014
Leave Fund Date	
ESP Start Date	26 June 2014
Australian Resident	True
TFN	205346512
Claim Tax Free Threshold	True
Death Sum Insured	
TPD Sum Insured	
Salary Continuance Sum Insured	
Pension Accounts	
Pension Account Name	ABP - 3
Pension Type	AccountBased
Start Date	1 June 2018
Crystallisation Date	
Pension Accounts	
Pension Account Name	ABP - 2
Pension Type	AccountBased
Start Date	17 June 2017
Crystallisation Date	
Pension Accounts	

G K N K L WILLIAMS SUPER FUND

Fund Details Report

Pension Account Name	ABP - 1
Pension Type	AccountBased
Start Date	2 July 2016
Crystallisation Date	

Non Member Trustee Details

Title	Mr
First Name	Kristian
Middle Names	Thomas
Family Name	Williams
Gender	
Preferred Salutation	
Preferred Name	
Former Name	
Job Title	
Date of Birth	28/12/1978
TFN	380498240
Contact Details	
Preferred Voice Contact	Home
Preferred Written Contact	MailingAddress
Home Phone	
Work Phone	
Mobile	
Fax	
Direct	
Email	
Use Physical Address for Mailing	True
Physical Address	
Line 1	Not Supplied
Line 2	
Line 3	
Suburb	
State	
Postcode	
Validate Address	False
Mailing Address	
Addressee	
Line 1	Not Supplied
Line 2	
Line 3	
Suburb	
State	
Postcode	
Validate Address	False

G K N K L WILLIAMS SUPER FUND

Trial Balance as at 30 June 2018

Prior Year		Description	Current Year	
Debits	Credits		Debits	Credits
		INCOME		
		Contributions		
-	-	Member	-	64,220.02
22,983.08	-	Increase in Market Value	-	126,103.99
-	1,575.00	Distributions	-	1,677.15
-	21,346.04	Dividends	-	24,905.02
-	-	Foreign Income	-	4.79
-	30.89	Interest	-	28.07
-	-	Other Income	-	2.11
		EXPENSE		
14,255.00	-	Pensions Paid	25,300.00	-
-	-	SMSF Supervisory Levy	518.00	-
		INCOME TAX		
801.75	-	Income Tax Expense	186.50	-
		PROFIT & LOSS CLEARING ACCOUNT		
-	15,087.90	Profit & Loss Clearing Account	190,936.65	-
		ASSETS		
395,229.38	-	Shares in Listed Companies	573,566.42	-
41,625.00	-	Stapled Securities	49,525.00	-
92.26	-	Cash At Bank	5,215.21	-
7,532.42	-	Current Tax Assets	7,109.08	-
		LIABILITIES		

G K N K L WILLIAMS SUPER FUND

Trial Balance as at 30 June 2018

Prior Year		Description	Current Year	
Debits	Credits		Debits	Credits
MEMBER ENTITLEMENTS				
-	444,479.06	Mrs Gail Williams	-	635,415.71
482,518.89	482,518.89		852,356.86	852,356.86

G K N K L WILLIAMS SUPER FUND
General Ledger Audit Trail
For the period from 1 July 2017 to 30 June 2018

Processed Date & User	Date	Description	State	Amount	
Income					
Investment Gains · Disposal Suspense · Shares in Listed Companies · BT Investment Management Limited					
24/06/2019	Corporate Actions Wizard	4/05/2018	BTT/PDL Code Change	Accounted	9,093.80 Cr
24/06/2019	pasandi@armstrongadvisory.com.au	4/05/2018	BTT/PDL Code Change	Accounted	9,093.80 Dr
Investment Gains · Disposal Suspense · Shares in Listed Companies · Novogen Limited					
24/06/2019	Corporate Actions Wizard	29/11/2017	NRT to KZA with ratio 1:10 (NRTDA)	Accounted	5,065.45 Cr
24/06/2019	pasandi@armstrongadvisory.com.au	29/11/2017	NRT to KZA with ratio 1:10 (NRTDA)	Accounted	5,065.45 Dr
Investment Gains · Disposal Suspense · Shares in Listed Companies · Woodside Petroleum Limited - Rights-Appsclse					
Investment Gains · Increase in Market Value · Shares in Listed Companies · Australia And New Zealand Banking Group					
24/06/2019	pasandi@armstrongadvisory.com.au	6/09/2017	Market Value Adjustment	Accounted	507.84 Cr
24/06/2019	pasandi@armstrongadvisory.com.au	31/05/2018	Market Value Adjustment	Accounted	2,105.42 Dr
25/06/2019	pasandi@armstrongadvisory.com.au	30/06/2018	Market Value Adjustment	Accounted	1,089.74 Cr
Investment Gains · Increase in Market Value · Shares in Listed Companies · BHP Billiton Limited					
24/06/2019	pasandi@armstrongadvisory.com.au	6/09/2017	Market Value Adjustment	Accounted	4,819.35 Cr
24/06/2019	pasandi@armstrongadvisory.com.au	31/05/2018	Market Value Adjustment	Accounted	5,479.98 Cr
25/06/2019	pasandi@armstrongadvisory.com.au	30/06/2018	Market Value Adjustment	Accounted	1,212.96 Cr
Investment Gains · Increase in Market Value · Shares in Listed Companies · BT Investment Management Limited					
24/06/2019	pasandi@armstrongadvisory.com.au	6/09/2017	Market Value Adjustment	Accounted	1,230.99 Dr
24/06/2019	pasandi@armstrongadvisory.com.au	31/05/2018	Market Value Adjustment	Accounted	2,295.63 Dr
Investment Gains · Increase in Market Value · Shares in Listed Companies · Bubs Australia Limited					
24/06/2019	pasandi@armstrongadvisory.com.au	31/05/2018	Market Value Adjustment	Accounted	3,867.54 Cr
25/06/2019	pasandi@armstrongadvisory.com.au	30/06/2018	Market Value Adjustment	Accounted	111.83 Cr
Investment Gains · Increase in Market Value · Shares in Listed Companies · Buddy Technologies Ltd					
24/06/2019	pasandi@armstrongadvisory.com.au	31/05/2018	Market Value Adjustment	Accounted	6,604.80 Dr
25/06/2019	pasandi@armstrongadvisory.com.au	30/06/2018	Market Value Adjustment	Accounted	380.00 Cr
Investment Gains · Increase in Market Value · Shares in Listed Companies · Buru Energy Limited					
24/06/2019	pasandi@armstrongadvisory.com.au	6/09/2017	Market Value Adjustment	Accounted	330.16 Cr
24/06/2019	pasandi@armstrongadvisory.com.au	31/05/2018	Market Value Adjustment	Accounted	1,603.61 Cr
25/06/2019	pasandi@armstrongadvisory.com.au	30/06/2018	Market Value Adjustment	Accounted	518.81 Dr
Investment Gains · Increase in Market Value · Shares in Listed Companies · Commonwealth Bank Of Australia.					
24/06/2019	pasandi@armstrongadvisory.com.au	6/09/2017	Market Value Adjustment	Accounted	9,383.30 Dr
24/06/2019	pasandi@armstrongadvisory.com.au	31/05/2018	Market Value Adjustment	Accounted	5,194.45 Dr
25/06/2019	pasandi@armstrongadvisory.com.au	30/06/2018	Market Value Adjustment	Accounted	4,498.20 Cr

G K N K L WILLIAMS SUPER FUND
General Ledger Audit Trail
For the period from 1 July 2017 to 30 June 2018

Processed Date & User	Date	Description	State	Amount	
Income					
Investment Gains · Increase in Market Value · Shares in Listed Companies · Cybg PLC - Cdi 1:1 Foreign Exempt Lse					
24/06/2019 pasandi@armstrongadvisory.com.au	6/09/2017	Market Value Adjustment	Accounted	16.56	Dr
24/06/2019 pasandi@armstrongadvisory.com.au	31/05/2018	Market Value Adjustment	Accounted	126.96	Cr
25/06/2019 pasandi@armstrongadvisory.com.au	30/06/2018	Market Value Adjustment	Accounted	143.52	Cr
Investment Gains · Increase in Market Value · Shares in Listed Companies · Fortescue Metals Group Ltd					
24/06/2019 pasandi@armstrongadvisory.com.au	31/05/2018	Market Value Adjustment	Accounted	404.85	Dr
25/06/2019 pasandi@armstrongadvisory.com.au	30/06/2018	Market Value Adjustment	Accounted	600.00	Dr
Investment Gains · Increase in Market Value · Shares in Listed Companies · Healthscope Limited.					
24/06/2019 pasandi@armstrongadvisory.com.au	6/09/2017	Market Value Adjustment	Accounted	1,771.92	Dr
24/06/2019 pasandi@armstrongadvisory.com.au	31/05/2018	Market Value Adjustment	Accounted	2,235.60	Cr
25/06/2019 pasandi@armstrongadvisory.com.au	30/06/2018	Market Value Adjustment	Accounted	463.68	Dr
Investment Gains · Increase in Market Value · Shares in Listed Companies · Kazia Therapeutics Limited					
24/06/2019 pasandi@armstrongadvisory.com.au	31/05/2018	Market Value Adjustment	Accounted	4,060.03	Dr
25/06/2019 pasandi@armstrongadvisory.com.au	30/06/2018	Market Value Adjustment	Accounted	353.04	Dr
Investment Gains · Increase in Market Value · Shares in Listed Companies · Liquefied Natural Gas Limited					
24/06/2019 pasandi@armstrongadvisory.com.au	6/09/2017	Market Value Adjustment	Accounted	275.00	Dr
24/06/2019 pasandi@armstrongadvisory.com.au	31/05/2018	Market Value Adjustment	Accounted	990.00	Dr
25/06/2019 pasandi@armstrongadvisory.com.au	30/06/2018	Market Value Adjustment	Accounted	1,540.00	Cr
Investment Gains · Increase in Market Value · Shares in Listed Companies · Mayne Pharma Group Limited					
24/06/2019 pasandi@armstrongadvisory.com.au	31/05/2018	Market Value Adjustment	Accounted	440.05	Cr
25/06/2019 pasandi@armstrongadvisory.com.au	30/06/2018	Market Value Adjustment	Accounted	380.00	Cr
Investment Gains · Increase in Market Value · Shares in Listed Companies · National Australia Bank Limited					
24/06/2019 pasandi@armstrongadvisory.com.au	6/09/2017	Market Value Adjustment	Accounted	870.24	Cr
24/06/2019 pasandi@armstrongadvisory.com.au	31/05/2018	Market Value Adjustment	Accounted	5,626.85	Dr
25/06/2019 pasandi@armstrongadvisory.com.au	30/06/2018	Market Value Adjustment	Accounted	1,057.74	Cr
Investment Gains · Increase in Market Value · Shares in Listed Companies · Novogen Limited					
24/06/2019 pasandi@armstrongadvisory.com.au	6/09/2017	Market Value Adjustment	Accounted	153.50	Dr
24/06/2019 pasandi@armstrongadvisory.com.au	31/05/2018	Market Value Adjustment	Accounted	4,451.45	Cr
Investment Gains · Increase in Market Value · Shares in Listed Companies · Pandal Group Limited					
24/06/2019 pasandi@armstrongadvisory.com.au	31/05/2018	Market Value Adjustment	Accounted	1,718.95	Cr
25/06/2019 pasandi@armstrongadvisory.com.au	30/06/2018	Market Value Adjustment	Accounted	177.44	Cr
Investment Gains · Increase in Market Value · Shares in Listed Companies · Rio Tinto Limited					

G K N K L WILLIAMS SUPER FUND
General Ledger Audit Trail
For the period from 1 July 2017 to 30 June 2018

Processed Date & User	Date	Description	State	Amount	
Income					
24/06/2019 pasandi@armstrongadvisory.com.au	6/09/2017	Market Value Adjustment	Accounted	2,490.00	Cr
24/06/2019 pasandi@armstrongadvisory.com.au	31/05/2018	Market Value Adjustment	Accounted	7,360.00	Cr
25/06/2019 pasandi@armstrongadvisory.com.au	30/06/2018	Market Value Adjustment	Accounted	235.00	Cr
Investment Gains · Increase in Market Value · Shares in Listed Companies · Santos Limited					
24/06/2019 pasandi@armstrongadvisory.com.au	6/09/2017	Market Value Adjustment	Accounted	5,641.95	Cr
24/06/2019 pasandi@armstrongadvisory.com.au	31/05/2018	Market Value Adjustment	Accounted	12,710.60	Cr
25/06/2019 pasandi@armstrongadvisory.com.au	30/06/2018	Market Value Adjustment	Accounted	2,658.85	Cr
Investment Gains · Increase in Market Value · Shares in Listed Companies · South32 Limited					
24/06/2019 pasandi@armstrongadvisory.com.au	6/09/2017	Market Value Adjustment	Accounted	433.20	Cr
24/06/2019 pasandi@armstrongadvisory.com.au	31/05/2018	Market Value Adjustment	Accounted	693.12	Cr
25/06/2019 pasandi@armstrongadvisory.com.au	30/06/2018	Market Value Adjustment	Accounted	119.13	Dr
Investment Gains · Increase in Market Value · Shares in Listed Companies · The A2 Milk Company Limited					
24/06/2019 pasandi@armstrongadvisory.com.au	6/09/2017	Market Value Adjustment	Accounted	17,427.41	Cr
24/06/2019 pasandi@armstrongadvisory.com.au	31/05/2018	Market Value Adjustment	Accounted	57,766.38	Cr
25/06/2019 pasandi@armstrongadvisory.com.au	30/06/2018	Market Value Adjustment	Accounted	7,190.33	Cr
Investment Gains · Increase in Market Value · Shares in Listed Companies · Wesfarmers Limited					
24/06/2019 pasandi@armstrongadvisory.com.au	6/09/2017	Market Value Adjustment	Accounted	975.54	Cr
24/06/2019 pasandi@armstrongadvisory.com.au	31/05/2018	Market Value Adjustment	Accounted	1,515.98	Cr
25/06/2019 pasandi@armstrongadvisory.com.au	30/06/2018	Market Value Adjustment	Accounted	1,740.40	Cr
Investment Gains · Increase in Market Value · Shares in Listed Companies · Westpac Banking Corporation					
24/06/2019 pasandi@armstrongadvisory.com.au	6/09/2017	Market Value Adjustment	Accounted	468.60	Cr
24/06/2019 pasandi@armstrongadvisory.com.au	31/05/2018	Market Value Adjustment	Accounted	3,301.50	Dr
25/06/2019 pasandi@armstrongadvisory.com.au	30/06/2018	Market Value Adjustment	Accounted	1,544.25	Cr
Investment Gains · Increase in Market Value · Shares in Listed Companies · Woodside Petroleum Limited					
24/06/2019 pasandi@armstrongadvisory.com.au	6/09/2017	Market Value Adjustment	Accounted	470.00	Dr
24/06/2019 pasandi@armstrongadvisory.com.au	31/05/2018	Market Value Adjustment	Accounted	2,042.96	Cr
25/06/2019 pasandi@armstrongadvisory.com.au	30/06/2018	Market Value Adjustment	Accounted	1,695.80	Cr
Investment Gains · Increase in Market Value · Shares in Listed Companies · Woolworths Group Limited					
24/06/2019 pasandi@armstrongadvisory.com.au	6/09/2017	Market Value Adjustment	Accounted	110.88	Cr
24/06/2019 pasandi@armstrongadvisory.com.au	31/05/2018	Market Value Adjustment	Accounted	1,360.80	Cr
25/06/2019 pasandi@armstrongadvisory.com.au	30/06/2018	Market Value Adjustment	Accounted	1,038.24	Cr

G K N K L WILLIAMS SUPER FUND
General Ledger Audit Trail
For the period from 1 July 2017 to 30 June 2018

Processed Date & User	Date	Description	State	Amount	
Income					
Investment Gains · Increase in Market Value · Stapled Securities · Lendlease Group - Unit · Ordinary Fully Paid Stapled					
24/06/2019 pasandi@armstrongadvisory.com.au	6/09/2017	Market Value Adjustment	Accounted	625.00	Dr
24/06/2019 pasandi@armstrongadvisory.com.au	31/05/2018	Market Value Adjustment	Accounted	5,950.00	Cr
25/06/2019 pasandi@armstrongadvisory.com.au	30/06/2018	Market Value Adjustment	Accounted	2,575.00	Cr
Investment Income · Distributions · Stapled Securities · Lendlease Group - Unit · Ordinary Fully Paid Stapled Securities					
27/05/2019 Income Announcement	1/09/2017	LLC UNFRANKED; 28.419521C CFI; DRP NIL DISC	Accounted	825.00	Cr
27/05/2019 Income Announcement	27/02/2018	LLC UNFRANKED; 29.43223C CFI; DRP NIL DISC	Accounted	850.00	Cr
27/05/2019 pasandi@armstrongadvisory.com.au	30/06/2018	Distribution - Tax Statement	Accounted	1.06	Cr
27/05/2019 pasandi@armstrongadvisory.com.au	30/06/2018	Distribution - Tax Statement	Accounted	1.09	Cr
Investment Income · Dividends · Shares in Listed Companies · Australia And New Zealand Banking Group Limited					
27/05/2019 pasandi@armstrongadvisory.com.au	3/07/2017	ANZ 80C FRANKED @ 30%; DRP & BSP NIL DISC	Accounted	1,209.14	Cr
27/05/2019 Income Announcement	18/12/2017	ANZ 80C FRANKED @ 30%; DRP & BSP NIL DISC	Accounted	1,209.14	Cr
Investment Income · Dividends · Shares in Listed Companies · BHP Billiton Limited					
27/05/2019 Income Announcement	26/09/2017	BHP US 43C FRANKED @30%	Accounted	819.20	Cr
27/05/2019 Income Announcement	27/03/2018	BHP US 55C FRANKED @30%	Accounted	1,092.06	Cr
Investment Income · Dividends · Shares in Listed Companies · BT Investment Management Limited					
27/05/2019 pasandi@armstrongadvisory.com.au	5/07/2017	BTT 5.7C FRANKED@30%; 13.3C CFI; DRP NIL DISC	Accounted	237.80	Cr
27/05/2019 Income Announcement	20/12/2017	BTT 6.5C FRANKED@30%; 19.5C CFI; DRP NIL DISC	Accounted	319.23	Cr
Investment Income · Dividends · Shares in Listed Companies · Commonwealth Bank Of Australia.					
27/05/2019 Income Announcement	29/09/2017	CBA 230C FRANKED @ 30%; DRP	Accounted	3,384.29	Cr
27/05/2019 Income Announcement	28/03/2018	CBA 200C FRANKED@30%; DRP NIL DISCOUNT	Accounted	2,942.86	Cr
Investment Income · Dividends · Shares in Listed Companies · Fortescue Metals Group Ltd					
24/06/2019 Income Announcement	5/04/2018	FMG 11C FRANKED @ 30%; DRP NIL DISCOUNT	Accounted	314.29	Cr
Investment Income · Dividends · Shares in Listed Companies · Healthscope Limited.					
27/05/2019 Income Announcement	28/09/2017	HSO UNFRANKED; NIL CFI; DRP NIL DISCOUNT	Accounted	115.92	Cr
27/05/2019 Income Announcement	23/03/2018	HSO UNFRANKED; NIL CFI; DRP NIL DISCOUNT	Accounted	105.98	Cr
Investment Income · Dividends · Shares in Listed Companies · National Australia Bank Limited					
27/05/2019 pasandi@armstrongadvisory.com.au	5/07/2017	NAB 99C FRANKED@ 30%;DRP&BSP NIL DISCOUNT	Accounted	2,197.80	Cr
27/05/2019 Income Announcement	13/12/2017	NAB 99C FR@ 30%; DRP; BSP NIL DISCOUNT	Accounted	2,197.80	Cr
Investment Income · Dividends · Shares in Listed Companies · Rio Tinto Limited					
27/05/2019 Income Announcement	21/09/2017	RIO 137.72C FRANKED@30%; DRP NIL DISCOUNT	Accounted	983.71	Cr
27/05/2019 Income Announcement	12/04/2018	RIO 228.53C FRANKED@30%; DRP NIL DISCOUNT	Accounted	1,632.36	Cr
Investment Income · Dividends · Shares in Listed Companies · South32 Limited					
27/05/2019 Income Announcement	12/10/2017	S32 US 6.4C FRANKED@30%	Accounted	123.53	Cr
27/05/2019 Income Announcement	5/04/2018	S32 US7.3C;US6.73C FR@30%;0.57C CFI;US3CSPEC	Accounted	141.22	Cr
Investment Income · Dividends · Shares in Listed Companies · Wesfarmers Limited					
27/05/2019 Income Announcement	28/09/2017	WES 120C FRANKED@30%; DRP NIL DISCOUNT	Accounted	785.14	Cr
27/05/2019 Income Announcement	5/04/2018	WES 103C FRANKED@30%; DRP NIL DISCOUNT	Accounted	673.91	Cr
Investment Income · Dividends · Shares in Listed Companies · Westpac Banking Corporation					

G K N K L WILLIAMS SUPER FUND
General Ledger Audit Trail
For the period from 1 July 2017 to 30 June 2018

Processed Date & User	Date	Description	State	Amount
-----------------------	------	-------------	-------	--------

Income

Investment Income · Dividends · Shares in Listed Companies · Westpac Banking Corporation

27/05/2019	pasandi@armstrongadvisory.com.au	4/07/2017	WBC 94C FRANKED@30%; DRP	Accounted	1,430.14	Cr
27/05/2019	Income Announcement	22/12/2017	WBC 94C FRANKED@30%; DRP NIL DISCOUNT	Accounted	1,430.14	Cr

Investment Income · Dividends · Shares in Listed Companies · Woodside Petroleum Limited

27/05/2019	Income Announcement	21/09/2017	WPL US 49C FRANKED@30%; DRP SUSPENDED	Accounted	442.53	Cr
27/05/2019	Income Announcement	22/03/2018	WPL US 49C FRANKED@30%; DRP SUSPENDED	Accounted	447.23	Cr

Investment Income · Dividends · Shares in Listed Companies · Woolworths Group Limited

27/05/2019	Income Announcement	6/10/2017	WOW 50C FRANKED @ 30%; DRP	Accounted	360.00	Cr
27/05/2019	Income Announcement	6/04/2018	WOW 43C FRANKED @ 30%; DRP	Accounted	309.60	Cr

Investment Income · Foreign Income · Foreign Dividend · Shares in Listed Companies · Cybg PLC - Cdi 1:1 Foreign Exer

27/05/2019	Income Announcement	16/02/2018	CYB 1 PENCE; UNFRANKED; NIL CFI	Accounted	4.79	Cr
------------	---------------------	------------	---------------------------------	-----------	------	----

Investment Income · Interest · Cash At Bank · St George DIY Super Saver 493701939

20/06/2019	Transaction Rules	1/07/2017	Credit Interest	Accounted	1.63	Cr
27/05/2019	Transaction Rules	31/07/2017	Credit interest	Accounted	2.56	Cr
27/05/2019	Transaction Rules	31/08/2017	Credit interest	Accounted	2.68	Cr
27/05/2019	Transaction Rules	30/09/2017	Credit interest	Accounted	2.30	Cr
27/05/2019	Transaction Rules	31/10/2017	Credit Interest	Accounted	0.66	Cr
27/05/2019	Transaction Rules	30/11/2017	Credit interest	Accounted	4.52	Cr
27/05/2019	Transaction Rules	30/12/2017	Credit interest	Accounted	0.98	Cr
27/05/2019	Transaction Rules	31/01/2018	Credit interest	Accounted	0.06	Cr
27/05/2019	Transaction Rules	28/02/2018	Credit interest	Accounted	0.06	Cr
27/05/2019	Transaction Rules	31/03/2018	credit Interest	Accounted	3.66	Cr
27/05/2019	Transaction Rules	30/04/2018	credit interest	Accounted	3.28	Cr
27/05/2019	Transaction Rules	31/05/2018	credit interest	Accounted	0.82	Cr
27/05/2019	pasandi@armstrongadvisory.com.au	30/06/2018	CREDIT INTEREST	Accounted	0.23	Cr

Investment Income · Interest · Cash At Bank · St George Retirement Access Plus 486793863

27/05/2019	Transaction Rules	31/08/2017	Credit interest	Accounted	0.01	Cr
27/05/2019	Transaction Rules	30/12/2017	Credit interest	Accounted	0.20	Cr
27/05/2019	Transaction Rules	31/01/2018	Credit interest	Accounted	4.42	Cr

Member Receipts · Contributions · Member · Personal Non-Concessional · Mrs Gail Williams

24/06/2019	pasandi@armstrongadvisory.com.au	7/09/2017	G Williams Bub shares	Accounted	5,000.00	Cr
24/06/2019	pasandi@armstrongadvisory.com.au	7/09/2017	Deposit Bub shares	Accounted	3,395.00	Cr
24/06/2019	pasandi@armstrongadvisory.com.au	7/09/2017	Deposit Bub shares	Accounted	450.00	Cr
24/06/2019	pasandi@armstrongadvisory.com.au	7/09/2017	deposit Bub	Accounted	40.00	Cr
24/06/2019	pasandi@armstrongadvisory.com.au	25/09/2017	Depsit MYX shares	Accounted	1,300.00	Cr
24/06/2019	pasandi@armstrongadvisory.com.au	9/10/2017	Deposit Buddy	Accounted	1,000.00	Cr
24/06/2019	pasandi@armstrongadvisory.com.au	24/10/2017	Deposit BUD	Accounted	1,500.00	Cr
24/06/2019	pasandi@armstrongadvisory.com.au	31/10/2017	Kiz BUD	Accounted	5,000.00	Cr
24/06/2019	pasandi@armstrongadvisory.com.au	7/11/2017	Deposit Shares	Accounted	15,000.00	Cr

G K N K L WILLIAMS SUPER FUND
General Ledger Audit Trail
For the period from 1 July 2017 to 30 June 2018

Processed Date & User	Date	Description	State	Amount
-----------------------	------	-------------	-------	--------

Income

Member Receipts · Contributions · Member · Personal Non-Concessional · Mrs Gail Williams

24/06/2019	pasandi@armstrongadvisory.com.au	15/11/2017	Bub shares	Accounted	7,500.00	Cr
24/06/2019	pasandi@armstrongadvisory.com.au	21/11/2017	Bub shares	Accounted	4,000.00	Cr
24/06/2019	pasandi@armstrongadvisory.com.au	22/11/2017	Deposit Bub shares	Accounted	1,000.00	Cr
24/06/2019	pasandi@armstrongadvisory.com.au	27/12/2017	Deposti from 458120653	Accounted	2,000.00	Cr
24/06/2019	pasandi@armstrongadvisory.com.au	1/03/2018	Contribution - payment of WPL retail offer	Accounted	1,512.00	Cr
24/06/2019	pasandi@armstrongadvisory.com.au	22/03/2018	cheque deposit	Accounted	15,023.02	Cr
24/06/2019	pasandi@armstrongadvisory.com.au	7/05/2018	Deposit nab shares	Accounted	500.00	Cr

Other Income · ATO Interest Payments

24/06/2019	pasandi@armstrongadvisory.com.au	20/07/2017	ATO 2016	Accounted	2.11	Cr
------------	----------------------------------	------------	----------	-----------	------	----

Expenses

Member Payments · Pensions Paid · Mrs Gail Williams · ABP - 2

24/06/2019	pasandi@armstrongadvisory.com.au	7/08/2017	Pension Drawdown - Gross	Accounted	1,320.00	Dr
24/06/2019	pasandi@armstrongadvisory.com.au	28/08/2017	Pension Drawdown - Gross	Accounted	1,000.00	Dr
24/06/2019	pasandi@armstrongadvisory.com.au	30/08/2017	Pension Drawdown - Gross	Accounted	1,000.00	Dr
24/06/2019	pasandi@armstrongadvisory.com.au	11/09/2017	Pension Drawdown - Gross	Accounted	3,000.00	Dr
24/06/2019	pasandi@armstrongadvisory.com.au	28/09/2017	Pension Drawdown - Gross	Accounted	600.00	Dr
24/06/2019	pasandi@armstrongadvisory.com.au	27/12/2017	Pension Drawdown - Gross	Accounted	2,000.00	Dr
24/06/2019	pasandi@armstrongadvisory.com.au	27/12/2017	Pension Drawdown - Gross	Accounted	1,000.00	Dr
24/06/2019	pasandi@armstrongadvisory.com.au	5/01/2018	Pension Drawdown - Gross	Accounted	3,000.00	Dr
24/06/2019	pasandi@armstrongadvisory.com.au	17/01/2018	Pension Drawdown - Gross	Accounted	12,380.00	Dr

Other Expenses · SMSF Supervisory Levy

24/06/2019	pasandi@armstrongadvisory.com.au	20/07/2017	ATO 2016	Accounted	259.00	Dr
27/05/2019	pasandi@armstrongadvisory.com.au	29/06/2018	ATO ION OFFATO009000009392012	Accounted	259.00	Dr

Income Tax

Income Tax Expense · Excessive Foreign Tax Credit Writeoff Expense

25/06/2019	pasandi@armstrongadvisory.com.au	30/06/2018	Excessive foreign tax credit written off	Accounted	2.15	Dr
------------	----------------------------------	------------	--	-----------	------	----

Income Tax Expense · Income Tax Expense

24/06/2019	pasandi@armstrongadvisory.com.au	31/05/2018	Fund Income Tax	Accounted	685.05	Dr
25/06/2019	pasandi@armstrongadvisory.com.au	30/06/2018	Fund Income Tax	Accounted	500.70	Cr

G K N K L WILLIAMS SUPER FUND
General Ledger Audit Trail
For the period from 1 July 2017 to 30 June 2018

Processed Date & User	Date	Description	State	Amount
-----------------------	------	-------------	-------	--------

Assets

Investments · Shares in Listed Companies · Australia And New Zealand Banking Group Limited

24/06/2019	pasandi@armstrongadvisory.com.au	6/09/2017	Market Value Adjustment	Accounted	507.84	Dr
24/06/2019	pasandi@armstrongadvisory.com.au	31/05/2018	Market Value Adjustment	Accounted	2,105.42	Cr
25/06/2019	pasandi@armstrongadvisory.com.au	30/06/2018	Market Value Adjustment	Accounted	1,089.74	Dr

Investments · Shares in Listed Companies · BHP Billiton Limited

24/06/2019	pasandi@armstrongadvisory.com.au	6/09/2017	Market Value Adjustment	Accounted	4,819.35	Dr
24/06/2019	pasandi@armstrongadvisory.com.au	31/05/2018	Market Value Adjustment	Accounted	5,479.98	Dr
25/06/2019	pasandi@armstrongadvisory.com.au	30/06/2018	Market Value Adjustment	Accounted	1,212.96	Dr

Investments · Shares in Listed Companies · BT Investment Management Limited

24/06/2019	pasandi@armstrongadvisory.com.au	6/09/2017	Market Value Adjustment	Accounted	1,230.99	Cr
24/06/2019	pasandi@armstrongadvisory.com.au	4/05/2018	BTT/PDL Code Change	Accounted	9,093.80	Cr
24/06/2019	pasandi@armstrongadvisory.com.au	31/05/2018	Market Value Adjustment	Accounted	2,295.63	Cr

Investments · Shares in Listed Companies · Bubs Australia Limited

20/06/2019	pasandi@armstrongadvisory.com.au	11/09/2017	Directshares BUY BUB	Accounted	6,024.95	Dr
20/06/2019	pasandi@armstrongadvisory.com.au	25/09/2017	Directshares Buy BUB	Accounted	2,319.95	Dr
20/06/2019	pasandi@armstrongadvisory.com.au	2/11/2017	Buy BUD	Accounted	2,389.95	Dr
24/06/2019	Corporate Actions Announcement	8/12/2017	60c	Accounted	2,620.20	Dr
24/06/2019	pasandi@armstrongadvisory.com.au	31/05/2018	Market Value Adjustment	Accounted	3,867.54	Dr
25/06/2019	pasandi@armstrongadvisory.com.au	30/06/2018	Market Value Adjustment	Accounted	111.83	Dr

Investments · Shares in Listed Companies · Buddy Technologies Ltd

20/06/2019	pasandi@armstrongadvisory.com.au	12/10/2017	Directshares Buy BUD	Accounted	1,769.95	Dr
20/06/2019	pasandi@armstrongadvisory.com.au	26/10/2017	Purchase BUD	Accounted	1,594.95	Dr
24/06/2019	pasandi@armstrongadvisory.com.au	2/11/2017	Buy BUD	Accounted	2,619.95	Dr
24/06/2019	pasandi@armstrongadvisory.com.au	14/11/2017	BUY bUD	Accounted	4,989.95	Dr
24/06/2019	pasandi@armstrongadvisory.com.au	31/05/2018	Market Value Adjustment	Accounted	6,604.80	Cr
25/06/2019	pasandi@armstrongadvisory.com.au	30/06/2018	Market Value Adjustment	Accounted	380.00	Dr

Investments · Shares in Listed Companies · Buru Energy Limited

24/06/2019	pasandi@armstrongadvisory.com.au	6/09/2017	Market Value Adjustment	Accounted	330.16	Dr
24/06/2019	pasandi@armstrongadvisory.com.au	31/05/2018	Market Value Adjustment	Accounted	1,603.61	Dr
25/06/2019	pasandi@armstrongadvisory.com.au	30/06/2018	Market Value Adjustment	Accounted	518.81	Cr

Investments · Shares in Listed Companies · Commonwealth Bank Of Australia.

24/06/2019	pasandi@armstrongadvisory.com.au	6/09/2017	Market Value Adjustment	Accounted	9,383.30	Cr
------------	----------------------------------	-----------	-------------------------	-----------	----------	----

G K N K L WILLIAMS SUPER FUND
General Ledger Audit Trail
For the period from 1 July 2017 to 30 June 2018

Processed Date & User	Date	Description	State	Amount
-----------------------	------	-------------	-------	--------

Assets

Investments · Shares in Listed Companies · Commonwealth Bank Of Australia.

24/06/2019	pasandi@armstrongadvisory.com.au	3/04/2018	BUY CBA	Accounted	16,601.45	Dr
24/06/2019	pasandi@armstrongadvisory.com.au	31/05/2018	Market Value Adjustment	Accounted	5,194.45	Cr
25/06/2019	pasandi@armstrongadvisory.com.au	30/06/2018	Market Value Adjustment	Accounted	4,498.20	Dr

Investments · Shares in Listed Companies · Cybg PLC - Cdi 1:1 Foreign Exempt Lse

24/06/2019	pasandi@armstrongadvisory.com.au	6/09/2017	Market Value Adjustment	Accounted	16.56	Cr
24/06/2019	pasandi@armstrongadvisory.com.au	31/05/2018	Market Value Adjustment	Accounted	126.96	Dr
25/06/2019	pasandi@armstrongadvisory.com.au	30/06/2018	Market Value Adjustment	Accounted	143.52	Dr

Investments · Shares in Listed Companies · Fortescue Metals Group Ltd

24/06/2019	pasandi@armstrongadvisory.com.au	5/10/2017	Directshares Buy FMG	Accounted	2,644.95	Dr
24/06/2019	pasandi@armstrongadvisory.com.au	13/11/2017	BUY FMG	Accounted	2,469.95	Dr
24/06/2019	pasandi@armstrongadvisory.com.au	20/11/2017	BUY FMG	Accounted	4,669.95	Dr
24/06/2019	pasandi@armstrongadvisory.com.au	31/05/2018	Market Value Adjustment	Accounted	404.85	Cr
25/06/2019	pasandi@armstrongadvisory.com.au	30/06/2018	Market Value Adjustment	Accounted	600.00	Cr

Investments · Shares in Listed Companies · Healthscope Limited.

24/06/2019	pasandi@armstrongadvisory.com.au	6/09/2017	Market Value Adjustment	Accounted	1,771.92	Cr
24/06/2019	pasandi@armstrongadvisory.com.au	31/05/2018	Market Value Adjustment	Accounted	2,235.60	Dr
25/06/2019	pasandi@armstrongadvisory.com.au	30/06/2018	Market Value Adjustment	Accounted	463.68	Cr

Investments · Shares in Listed Companies · Kazia Therapeutics Limited

24/06/2019	Corporate Actions Wizard	29/11/2017	NRT to KZA with ratio 1:10 (NRTDA)	Accounted	5,065.45	Dr
24/06/2019	pasandi@armstrongadvisory.com.au	31/05/2018	Market Value Adjustment	Accounted	4,060.03	Cr
25/06/2019	pasandi@armstrongadvisory.com.au	30/06/2018	Market Value Adjustment	Accounted	353.04	Cr

Investments · Shares in Listed Companies · Liquefied Natural Gas Limited

24/06/2019	pasandi@armstrongadvisory.com.au	6/09/2017	Market Value Adjustment	Accounted	275.00	Cr
24/06/2019	pasandi@armstrongadvisory.com.au	31/05/2018	Market Value Adjustment	Accounted	990.00	Cr
25/06/2019	pasandi@armstrongadvisory.com.au	30/06/2018	Market Value Adjustment	Accounted	1,540.00	Dr

Investments · Shares in Listed Companies · Mayne Pharma Group Limited

24/06/2019	pasandi@armstrongadvisory.com.au	28/09/2017	Directshres Buy MYX	Accounted	2,659.95	Dr
24/06/2019	pasandi@armstrongadvisory.com.au	31/05/2018	Market Value Adjustment	Accounted	440.05	Dr
25/06/2019	pasandi@armstrongadvisory.com.au	30/06/2018	Market Value Adjustment	Accounted	380.00	Dr

Investments · Shares in Listed Companies · National Australia Bank Limited

24/06/2019	pasandi@armstrongadvisory.com.au	6/09/2017	Market Value Adjustment	Accounted	870.24	Dr
------------	----------------------------------	-----------	-------------------------	-----------	--------	----

G K N K L WILLIAMS SUPER FUND
General Ledger Audit Trail
For the period from 1 July 2017 to 30 June 2018

Processed Date & User	Date	Description	State	Amount
-----------------------	------	-------------	-------	--------

Assets

Investments · Shares in Listed Companies · National Australia Bank Limited

24/06/2019	pasandi@armstrongadvisory.com.au	9/05/2018	BUY NAB	Accounted	5,244.95	Dr
24/06/2019	pasandi@armstrongadvisory.com.au	31/05/2018	Market Value Adjustment	Accounted	5,626.85	Cr
25/06/2019	pasandi@armstrongadvisory.com.au	30/06/2018	Market Value Adjustment	Accounted	1,057.74	Dr

Investments · Shares in Listed Companies · Novogen Limited

24/06/2019	pasandi@armstrongadvisory.com.au	6/09/2017	Market Value Adjustment	Accounted	153.50	Cr
24/06/2019	pasandi@armstrongadvisory.com.au	29/11/2017	NRT to KZA with ratio 1:10 (NRTDA)	Accounted	5,065.45	Cr
24/06/2019	pasandi@armstrongadvisory.com.au	31/05/2018	Market Value Adjustment	Accounted	4,451.45	Dr

Investments · Shares in Listed Companies · Pandal Group Limited

24/06/2019	Corporate Actions Wizard	4/05/2018	BTT/PDL Code Change	Accounted	9,093.80	Dr
24/06/2019	pasandi@armstrongadvisory.com.au	31/05/2018	Market Value Adjustment	Accounted	1,718.95	Dr
25/06/2019	pasandi@armstrongadvisory.com.au	30/06/2018	Market Value Adjustment	Accounted	177.44	Dr

Investments · Shares in Listed Companies · Rio Tinto Limited

24/06/2019	pasandi@armstrongadvisory.com.au	6/09/2017	Market Value Adjustment	Accounted	2,490.00	Dr
24/06/2019	pasandi@armstrongadvisory.com.au	31/05/2018	Market Value Adjustment	Accounted	7,360.00	Dr
25/06/2019	pasandi@armstrongadvisory.com.au	30/06/2018	Market Value Adjustment	Accounted	235.00	Dr

Investments · Shares in Listed Companies · Santos Limited

24/06/2019	pasandi@armstrongadvisory.com.au	6/09/2017	Market Value Adjustment	Accounted	5,641.95	Dr
24/06/2019	pasandi@armstrongadvisory.com.au	31/05/2018	Market Value Adjustment	Accounted	12,710.60	Dr
25/06/2019	pasandi@armstrongadvisory.com.au	30/06/2018	Market Value Adjustment	Accounted	2,658.85	Dr

Investments · Shares in Listed Companies · South32 Limited

24/06/2019	pasandi@armstrongadvisory.com.au	6/09/2017	Market Value Adjustment	Accounted	433.20	Dr
24/06/2019	pasandi@armstrongadvisory.com.au	31/05/2018	Market Value Adjustment	Accounted	693.12	Dr
25/06/2019	pasandi@armstrongadvisory.com.au	30/06/2018	Market Value Adjustment	Accounted	119.13	Cr

Investments · Shares in Listed Companies · The A2 Milk Company Limited

24/06/2019	pasandi@armstrongadvisory.com.au	6/09/2017	Market Value Adjustment	Accounted	17,427.41	Dr
24/06/2019	pasandi@armstrongadvisory.com.au	31/05/2018	Market Value Adjustment	Accounted	57,766.38	Dr
25/06/2019	pasandi@armstrongadvisory.com.au	30/06/2018	Market Value Adjustment	Accounted	7,190.33	Dr

Investments · Shares in Listed Companies · Wesfarmers Limited

24/06/2019	pasandi@armstrongadvisory.com.au	6/09/2017	Market Value Adjustment	Accounted	975.54	Dr
24/06/2019	pasandi@armstrongadvisory.com.au	31/05/2018	Market Value Adjustment	Accounted	1,515.98	Dr
25/06/2019	pasandi@armstrongadvisory.com.au	30/06/2018	Market Value Adjustment	Accounted	1,740.40	Dr

G K N K L WILLIAMS SUPER FUND
General Ledger Audit Trail
For the period from 1 July 2017 to 30 June 2018

Processed Date & User	Date	Description	State	Amount
-----------------------	------	-------------	-------	--------

Assets

Investments · Shares in Listed Companies · Westpac Banking Corporation

24/06/2019	pasandi@armstrongadvisory.com.au	6/09/2017	Market Value Adjustment	Accounted	468.60	Dr
24/06/2019	pasandi@armstrongadvisory.com.au	31/05/2018	Market Value Adjustment	Accounted	3,301.50	Cr
25/06/2019	pasandi@armstrongadvisory.com.au	30/06/2018	Market Value Adjustment	Accounted	1,544.25	Dr

Investments · Shares in Listed Companies · Woodside Petroleum Limited

24/06/2019	pasandi@armstrongadvisory.com.au	6/09/2017	Market Value Adjustment	Accounted	470.00	Cr
24/06/2019	Corporate Actions Wizard	19/03/2018	WPLR to WPL; 1:9 ACCELERATED - PAITREO ISSUE OF	Accounted	1,512.00	Dr
24/06/2019	pasandi@armstrongadvisory.com.au	31/05/2018	Market Value Adjustment	Accounted	2,042.96	Dr
25/06/2019	pasandi@armstrongadvisory.com.au	30/06/2018	Market Value Adjustment	Accounted	1,695.80	Dr

Investments · Shares in Listed Companies · Woodside Petroleum Limited - Rights-Appsclose 07Mar2018 Us Prohibited

Investments · Shares in Listed Companies · Woolworths Group Limited

24/06/2019	pasandi@armstrongadvisory.com.au	6/09/2017	Market Value Adjustment	Accounted	110.88	Dr
24/06/2019	pasandi@armstrongadvisory.com.au	31/05/2018	Market Value Adjustment	Accounted	1,360.80	Dr
25/06/2019	pasandi@armstrongadvisory.com.au	30/06/2018	Market Value Adjustment	Accounted	1,038.24	Dr

Investments · Stapled Securities · Lendlease Group - Unit · Ordinary Fully Paid Stapled Securities

24/06/2019	pasandi@armstrongadvisory.com.au	6/09/2017	Market Value Adjustment	Accounted	625.00	Cr
24/06/2019	pasandi@armstrongadvisory.com.au	31/05/2018	Market Value Adjustment	Accounted	5,950.00	Dr
25/06/2019	pasandi@armstrongadvisory.com.au	30/06/2018	Market Value Adjustment	Accounted	2,575.00	Dr

Other Assets · Cash At Bank · St George DIY Super Saver 493701939

20/06/2019	pasandi@armstrongadvisory.com.au	1/07/2017	Credit Interest	Accounted	1.63	Dr
27/05/2019	pasandi@armstrongadvisory.com.au	3/07/2017	ANZ Dividend	Accounted	846.40	Dr
27/05/2019	pasandi@armstrongadvisory.com.au	4/07/2017	WBC Dividend	Accounted	1,001.10	Dr
27/05/2019	pasandi@armstrongadvisory.com.au	5/07/2017	NAB int dividned	Accounted	1,538.46	Dr
27/05/2019	pasandi@armstrongadvisory.com.au	5/07/2017	BTT itm div	Accounted	210.71	Dr
27/05/2019	pasandi@armstrongadvisory.com.au	20/07/2017	ATO	Accounted	1,854.61	Dr
27/05/2019	pasandi@armstrongadvisory.com.au	31/07/2017	Credit interest	Accounted	2.56	Dr
27/05/2019	pasandi@armstrongadvisory.com.au	7/08/2017	Harlovich SMSF s tax	Accounted	1,320.00	Cr
27/05/2019	pasandi@armstrongadvisory.com.au	28/08/2017	Withdrawal westpac cc	Accounted	2,000.00	Cr
27/05/2019	pasandi@armstrongadvisory.com.au	31/08/2017	Credit interest	Accounted	2.68	Dr
27/05/2019	pasandi@armstrongadvisory.com.au	7/09/2017	G Williams Bub shares	Accounted	5,000.00	Dr
27/05/2019	pasandi@armstrongadvisory.com.au	7/09/2017	deposit Bub	Accounted	40.00	Dr
27/05/2019	pasandi@armstrongadvisory.com.au	7/09/2017	Deposit Bub shares	Accounted	450.00	Dr

G K N K L WILLIAMS SUPER FUND
General Ledger Audit Trail
For the period from 1 July 2017 to 30 June 2018

Processed Date & User	Date	Description	State	Amount
-----------------------	------	-------------	-------	--------

Assets

Other Assets - Cash At Bank - St George DIY Super Saver 493701939

27/05/2019	pasandi@armstrongadvisory.com.au	7/09/2017	Deposit Bub shares	Accounted	3,395.00	Dr
27/05/2019	pasandi@armstrongadvisory.com.au	11/09/2017	Directshares BUY BUB	Accounted	6,024.95	Cr
27/05/2019	pasandi@armstrongadvisory.com.au	11/09/2017	withdrawal to 0000486793863	Accounted	3,000.00	Cr
27/05/2019	pasandi@armstrongadvisory.com.au	20/09/2017	LLC Dist	Accounted	825.00	Dr
27/05/2019	pasandi@armstrongadvisory.com.au	21/09/2017	Rio Tinto	Accounted	688.60	Dr
27/05/2019	pasandi@armstrongadvisory.com.au	21/09/2017	Woodside int	Accounted	309.77	Dr
27/05/2019	pasandi@armstrongadvisory.com.au	25/09/2017	Depsit MYX shares	Accounted	1,300.00	Dr
27/05/2019	pasandi@armstrongadvisory.com.au	25/09/2017	Deposit MYX shares	Accounted	1,500.00	Dr
27/05/2019	pasandi@armstrongadvisory.com.au	25/09/2017	Directshares Buy BUB	Accounted	2,319.95	Cr
27/05/2019	pasandi@armstrongadvisory.com.au	25/09/2017	Withdrawal Drawdown	Accounted	1,500.00	Cr
27/05/2019	pasandi@armstrongadvisory.com.au	26/09/2017	BHP Ltd dividend	Accounted	573.44	Dr
27/05/2019	pasandi@armstrongadvisory.com.au	28/09/2017	Wesfarmers Ltd	Accounted	549.60	Dr
27/05/2019	pasandi@armstrongadvisory.com.au	28/09/2017	HSO Div	Accounted	115.92	Dr
27/05/2019	pasandi@armstrongadvisory.com.au	28/09/2017	Directshres Buy MYX	Accounted	2,659.95	Cr
27/05/2019	pasandi@armstrongadvisory.com.au	28/09/2017	Withdrawal Westpac cc	Accounted	600.00	Cr
27/05/2019	pasandi@armstrongadvisory.com.au	29/09/2017	CBA fnl div	Accounted	2,369.00	Dr
27/05/2019	pasandi@armstrongadvisory.com.au	30/09/2017	Credit interest	Accounted	2.30	Dr
27/05/2019	pasandi@armstrongadvisory.com.au	3/10/2017	Withdrawal	Accounted	3,000.00	Cr
27/05/2019	pasandi@armstrongadvisory.com.au	3/10/2017	Depsit FMG shares	Accounted	3,000.00	Dr
27/05/2019	pasandi@armstrongadvisory.com.au	5/10/2017	Directshares Buy FMG	Accounted	2,644.95	Cr
27/05/2019	pasandi@armstrongadvisory.com.au	6/10/2017	WOW div	Accounted	252.00	Dr
27/05/2019	pasandi@armstrongadvisory.com.au	9/10/2017	Deposit Buddy	Accounted	1,000.00	Dr
27/05/2019	pasandi@armstrongadvisory.com.au	12/10/2017	Directshares Buy BUD	Accounted	1,769.95	Cr
27/05/2019	pasandi@armstrongadvisory.com.au	12/10/2017	South32 Dividend	Accounted	86.47	Dr
27/05/2019	pasandi@armstrongadvisory.com.au	24/10/2017	Deposit BUD	Accounted	1,500.00	Dr
27/05/2019	pasandi@armstrongadvisory.com.au	26/10/2017	Buy BUD	Accounted	1,527.14	Cr
27/05/2019	pasandi@armstrongadvisory.com.au	26/10/2017	Buy BUB	Accounted	67.81	Cr
27/05/2019	pasandi@armstrongadvisory.com.au	31/10/2017	Kiz BUD	Accounted	5,000.00	Dr
27/05/2019	pasandi@armstrongadvisory.com.au	31/10/2017	Credit Interest	Accounted	0.66	Dr
27/05/2019	pasandi@armstrongadvisory.com.au	2/11/2017	Buy BUD	Accounted	2,619.95	Cr

G K N K L WILLIAMS SUPER FUND
General Ledger Audit Trail
For the period from 1 July 2017 to 30 June 2018

Processed Date & User	Date	Description	State	Amount
-----------------------	------	-------------	-------	--------

Assets

Other Assets - Cash At Bank - St George DIY Super Saver 493701939

27/05/2019	pasandi@armstrongadvisory.com.au	2/11/2017	Buy BUD	Accounted	2,389.95	Cr
27/05/2019	pasandi@armstrongadvisory.com.au	7/11/2017	Deposit Shares	Accounted	15,000.00	Dr
27/05/2019	pasandi@armstrongadvisory.com.au	13/11/2017	BUY FMG	Accounted	2,469.95	Cr
27/05/2019	pasandi@armstrongadvisory.com.au	14/11/2017	BUY bUD	Accounted	4,989.95	Cr
27/05/2019	pasandi@armstrongadvisory.com.au	15/11/2017	Bub shares	Accounted	7,500.00	Dr
27/05/2019	pasandi@armstrongadvisory.com.au	20/11/2017	BUY FMG	Accounted	4,669.95	Cr
27/05/2019	pasandi@armstrongadvisory.com.au	21/11/2017	Bub shares	Accounted	4,000.00	Dr
27/05/2019	pasandi@armstrongadvisory.com.au	22/11/2017	Deposit Bub shares	Accounted	1,000.00	Dr
27/05/2019	pasandi@armstrongadvisory.com.au	22/11/2017	Withdrawal Bub shares	Accounted	15,000.00	Cr
27/05/2019	pasandi@armstrongadvisory.com.au	30/11/2017	Credit interest	Accounted	4.52	Dr
27/05/2019	pasandi@armstrongadvisory.com.au	13/12/2017	NAB fnl div	Accounted	1,538.46	Dr
27/05/2019	pasandi@armstrongadvisory.com.au	18/12/2017	ANZ dividend	Accounted	846.40	Dr
27/05/2019	pasandi@armstrongadvisory.com.au	20/12/2017	BTT fnl div	Accounted	288.34	Dr
27/05/2019	pasandi@armstrongadvisory.com.au	22/12/2017	WBC dividend	Accounted	1,001.10	Dr
27/05/2019	pasandi@armstrongadvisory.com.au	27/12/2017	Withdrawal of funds	Accounted	4,000.00	Cr
27/05/2019	pasandi@armstrongadvisory.com.au	30/12/2017	Credit interest	Accounted	0.98	Dr
27/05/2019	pasandi@armstrongadvisory.com.au	31/01/2018	Credit interest	Accounted	0.06	Dr
27/05/2019	pasandi@armstrongadvisory.com.au	16/02/2018	CYBG dividend	Accounted	4.79	Dr
27/05/2019	pasandi@armstrongadvisory.com.au	28/02/2018	Credit interest	Accounted	0.06	Dr
27/05/2019	pasandi@armstrongadvisory.com.au	22/03/2018	LLC Dist	Accounted	850.00	Dr
27/05/2019	pasandi@armstrongadvisory.com.au	22/03/2018	Woodside fin	Accounted	313.06	Dr
27/05/2019	pasandi@armstrongadvisory.com.au	22/03/2018	cheque deposit	Accounted	15,023.02	Dr
27/05/2019	pasandi@armstrongadvisory.com.au	23/03/2018	HSO div	Accounted	105.98	Dr
27/05/2019	pasandi@armstrongadvisory.com.au	27/03/2018	BHP ltd dividned	Accounted	764.44	Dr
27/05/2019	pasandi@armstrongadvisory.com.au	28/03/2018	CBA itm Div	Accounted	2,060.00	Dr
27/05/2019	pasandi@armstrongadvisory.com.au	31/03/2018	credit Interest	Accounted	3.66	Dr
27/05/2019	pasandi@armstrongadvisory.com.au	3/04/2018	BUY CBA	Accounted	16,601.45	Cr
27/05/2019	pasandi@armstrongadvisory.com.au	5/04/2018	South32 Dividend	Accounted	101.23	Dr
27/05/2019	pasandi@armstrongadvisory.com.au	5/04/2018	FMG interim div	Accounted	220.00	Dr
27/05/2019	pasandi@armstrongadvisory.com.au	5/04/2018	Wesfarmers Ltd int	Accounted	471.74	Dr

G K N K L WILLIAMS SUPER FUND
General Ledger Audit Trail
For the period from 1 July 2017 to 30 June 2018

Processed Date & User	Date	Description	State	Amount
-----------------------	------	-------------	-------	--------

Assets

Other Assets - Cash At Bank - St George DIY Super Saver 493701939

27/05/2019	pasandi@armstrongadvisory.com.au	6/04/2018	WOW div	Accounted	216.72	Dr
27/05/2019	pasandi@armstrongadvisory.com.au	12/04/2018	Rio Tinto Ltd AUF	Accounted	1,142.65	Dr
27/05/2019	pasandi@armstrongadvisory.com.au	30/04/2018	credit interest	Accounted	3.28	Dr
27/05/2019	pasandi@armstrongadvisory.com.au	7/05/2018	Deposit nab shares	Accounted	500.00	Dr
27/05/2019	pasandi@armstrongadvisory.com.au	9/05/2018	BUY NAB	Accounted	5,244.95	Cr
27/05/2019	pasandi@armstrongadvisory.com.au	31/05/2018	credit interest	Accounted	0.82	Dr
30/06/2018	Automated Feed	29/06/2018	ATO ION OFFATO009000009392012	Accounted	5,161.92	Dr
1/07/2018	Automated Feed	30/06/2018	CREDIT INTEREST	Accounted	0.23	Dr

Other Assets - Cash At Bank - St George Retirement Access Plus 486793863

27/05/2019	pasandi@armstrongadvisory.com.au	7/08/2017	Withdrawal GKNKL Williams smsf	Accounted	1,320.00	Cr
27/05/2019	pasandi@armstrongadvisory.com.au	7/08/2017	Deposit Harlovic SMSFs tax	Accounted	1,320.00	Dr
27/05/2019	pasandi@armstrongadvisory.com.au	28/08/2017	Trf to westpac cards	Accounted	1,000.00	Cr
27/05/2019	pasandi@armstrongadvisory.com.au	28/08/2017	Deposit Westpac cc	Accounted	2,000.00	Dr
27/05/2019	pasandi@armstrongadvisory.com.au	30/08/2017	Withdrawal Drawdown	Accounted	1,000.00	Cr
27/05/2019	pasandi@armstrongadvisory.com.au	31/08/2017	Credit interest	Accounted	0.01	Dr
27/05/2019	pasandi@armstrongadvisory.com.au	11/09/2017	Withdrawal to 49302470	Accounted	3,000.00	Cr
27/05/2019	pasandi@armstrongadvisory.com.au	11/09/2017	Deposit from 0000493701939	Accounted	3,000.00	Dr
27/05/2019	pasandi@armstrongadvisory.com.au	25/09/2017	Withdrawal MYX shares	Accounted	1,500.00	Cr
27/05/2019	pasandi@armstrongadvisory.com.au	25/09/2017	Deposit Drawdown	Accounted	1,500.00	Dr
27/05/2019	pasandi@armstrongadvisory.com.au	28/09/2017	Withdrawal to 458120653	Accounted	600.00	Cr
27/05/2019	pasandi@armstrongadvisory.com.au	28/09/2017	Deposit Withdrawal Westpac cc	Accounted	600.00	Dr
27/05/2019	pasandi@armstrongadvisory.com.au	3/10/2017	Withdrawal FMG shares	Accounted	3,000.00	Cr
27/05/2019	pasandi@armstrongadvisory.com.au	3/10/2017	Deposit Withdrawal	Accounted	3,000.00	Dr
27/05/2019	pasandi@armstrongadvisory.com.au	22/11/2017	To CIS - BUB SPP 2017	Accounted	15,000.00	Cr
27/05/2019	pasandi@armstrongadvisory.com.au	22/11/2017	Deposit Bub shares	Accounted	15,000.00	Dr
27/05/2019	pasandi@armstrongadvisory.com.au	27/12/2017	Deposti from 458120653	Accounted	2,000.00	Dr
27/05/2019	pasandi@armstrongadvisory.com.au	27/12/2017	Trf WDL to Westpac Cards	Accounted	1,000.00	Cr
27/05/2019	pasandi@armstrongadvisory.com.au	27/12/2017	Withdrawal to 458120653	Accounted	2,000.00	Cr
27/05/2019	pasandi@armstrongadvisory.com.au	27/12/2017	Deposit Withdrawal of funds	Accounted	4,000.00	Dr
27/05/2019	pasandi@armstrongadvisory.com.au	30/12/2017	Credit interest	Accounted	0.20	Dr
27/05/2019	pasandi@armstrongadvisory.com.au	3/01/2018	Cheque Deposit	Accounted	12,379.80	Dr

G K N K L WILLIAMS SUPER FUND
General Ledger Audit Trail
For the period from 1 July 2017 to 30 June 2018

Processed Date & User	Date	Description	State	Amount
-----------------------	------	-------------	-------	--------

Assets

Other Assets · Cash At Bank · St George Retirement Access Plus 486793863

27/05/2019	pasandi@armstrongadvisory.com.au	5/01/2018	Withdrawal Bi	Accounted	3,000.00	Cr
27/05/2019	pasandi@armstrongadvisory.com.au	17/01/2018	Withdrawal Bi	Accounted	12,380.00	Cr
27/05/2019	pasandi@armstrongadvisory.com.au	31/01/2018	Credit interest	Accounted	4.42	Dr

Other Assets · Current Tax Assets · Excessive Foreign Tax Credit Writeoff

25/06/2019	pasandi@armstrongadvisory.com.au	30/06/2018	Excessive foreign tax credit written off	Accounted	2.15	Cr
------------	----------------------------------	------------	--	-----------	------	----

Other Assets · Current Tax Assets · Foreign Tax Credits · Stapled Securities · Lendlease Group - Unit · Ordinary Fully Paid

27/05/2019	pasandi@armstrongadvisory.com.au	30/06/2018	Distribution - Tax Statement	Accounted	1.09	Dr
27/05/2019	pasandi@armstrongadvisory.com.au	30/06/2018	Distribution - Tax Statement	Accounted	1.06	Dr

Other Assets · Current Tax Assets · Franking Credits · Shares in Listed Companies · Australia And New Zealand Bankin

7/06/2018	pasandi@armstrongadvisory.com.au	1/07/2017	Fund Tax Finalisation	Accounted	725.48	Cr
27/05/2019	pasandi@armstrongadvisory.com.au	3/07/2017	ANZ 80C FRANKED @ 30%; DRP & BSP NIL DISC	Accounted	362.74	Dr
27/05/2019	Income Announcement	18/12/2017	ANZ 80C FRANKED @ 30%; DRP & BSP NIL DISC	Accounted	362.74	Dr

Other Assets · Current Tax Assets · Franking Credits · Shares in Listed Companies · BHP Billiton Limited

7/06/2018	pasandi@armstrongadvisory.com.au	1/07/2017	Fund Tax Finalisation	Accounted	332.78	Cr
27/05/2019	Income Announcement	26/09/2017	BHP US 43C FRANKED @30%	Accounted	245.76	Dr
27/05/2019	Income Announcement	27/03/2018	BHP US 55C FRANKED @30%	Accounted	327.62	Dr

Other Assets · Current Tax Assets · Franking Credits · Shares in Listed Companies · BT Investment Management Limite

7/06/2018	pasandi@armstrongadvisory.com.au	1/07/2017	Fund Tax Finalisation	Accounted	74.15	Cr
27/05/2019	pasandi@armstrongadvisory.com.au	5/07/2017	BTT 5.7C FRANKED@30%; 13.3C CFI; DRP NIL DISC	Accounted	27.09	Dr
27/05/2019	Income Announcement	20/12/2017	BTT 6.5C FRANKED@30%; 19.5C CFI; DRP NIL DISC	Accounted	30.89	Dr

Other Assets · Current Tax Assets · Franking Credits · Shares in Listed Companies · Commonwealth Bank Of Australia.

7/06/2018	pasandi@armstrongadvisory.com.au	1/07/2017	Fund Tax Finalisation	Accounted	1,858.41	Cr
27/05/2019	Income Announcement	29/09/2017	CBA 230C FRANKED @ 30%; DRP	Accounted	1,015.29	Dr
27/05/2019	Income Announcement	28/03/2018	CBA 200C FRANKED@30%; DRP NIL DISCOUNT	Accounted	882.86	Dr

Other Assets · Current Tax Assets · Franking Credits · Shares in Listed Companies · Fortescue Metals Group Ltd

24/06/2019	Income Announcement	5/04/2018	FMG 11C FRANKED @ 30%; DRP NIL DISCOUNT	Accounted	94.29	Dr
------------	---------------------	-----------	---	-----------	-------	----

Other Assets · Current Tax Assets · Franking Credits · Shares in Listed Companies · National Australia Bank Limited

7/06/2018	pasandi@armstrongadvisory.com.au	1/07/2017	Fund Tax Finalisation	Accounted	1,127.75	Cr
27/05/2019	pasandi@armstrongadvisory.com.au	5/07/2017	NAB 99C FRANKED@ 30%;DRP&BSP NIL DISCOUNT	Accounted	659.34	Dr
27/05/2019	Income Announcement	13/12/2017	NAB 99C FR@ 30%; DRP; BSP NIL DISCOUNT	Accounted	659.34	Dr

Other Assets · Current Tax Assets · Franking Credits · Shares in Listed Companies · Rio Tinto Limited

7/06/2018	pasandi@armstrongadvisory.com.au	1/07/2017	Fund Tax Finalisation	Accounted	477.32	Cr
27/05/2019	Income Announcement	21/09/2017	RIO 137.72C FRANKED@30%; DRP NIL DISCOUNT	Accounted	295.11	Dr
27/05/2019	Income Announcement	12/04/2018	RIO 228.53C FRANKED@30%; DRP NIL DISCOUNT	Accounted	489.71	Dr

G K N K L WILLIAMS SUPER FUND
General Ledger Audit Trail
For the period from 1 July 2017 to 30 June 2018

Processed Date & User	Date	Description	State	Amount
-----------------------	------	-------------	-------	--------

Assets

Other Assets · Current Tax Assets · Franking Credits · Shares in Listed Companies · South32 Limited

27/05/2019	Income Announcement	12/10/2017	S32 US 6.4C FRANKED@30%	Accounted	37.06	Dr
27/05/2019	Income Announcement	5/04/2018	S32 US7.3C;US6.73C FR@30%;0.57C CFI;US3CSPEC	Accounted	39.99	Dr

Other Assets · Current Tax Assets · Franking Credits · Shares in Listed Companies · Wesfarmers Limited

7/06/2018	pasandi@armstrongadvisory.com.au	1/07/2017	Fund Tax Finalisation	Accounted	388.64	Cr
27/05/2019	Income Announcement	28/09/2017	WES 120C FRANKED@30%; DRP NIL DISCOUNT	Accounted	235.54	Dr
27/05/2019	Income Announcement	5/04/2018	WES 103C FRANKED@30%; DRP NIL DISCOUNT	Accounted	202.17	Dr

Other Assets · Current Tax Assets · Franking Credits · Shares in Listed Companies · Westpac Banking Corporation

7/06/2018	pasandi@armstrongadvisory.com.au	1/07/2017	Fund Tax Finalisation	Accounted	858.08	Cr
27/05/2019	pasandi@armstrongadvisory.com.au	4/07/2017	WBC 94C FRANKED@30%; DRP	Accounted	429.04	Dr
27/05/2019	Income Announcement	22/12/2017	WBC 94C FRANKED@30%; DRP NIL DISCOUNT	Accounted	429.04	Dr

Other Assets · Current Tax Assets · Franking Credits · Shares in Listed Companies · Woodside Petroleum Limited

7/06/2018	pasandi@armstrongadvisory.com.au	1/07/2017	Fund Tax Finalisation	Accounted	235.34	Cr
27/05/2019	Income Announcement	21/09/2017	WPL US 49C FRANKED@30%; DRP SUSPENDED	Accounted	132.76	Dr
27/05/2019	Income Announcement	22/03/2018	WPL US 49C FRANKED@30%; DRP SUSPENDED	Accounted	134.17	Dr

Other Assets · Current Tax Assets · Franking Credits · Shares in Listed Companies · Woolworths Group Limited

7/06/2018	pasandi@armstrongadvisory.com.au	1/07/2017	Fund Tax Finalisation	Accounted	144.72	Cr
27/05/2019	Income Announcement	6/10/2017	WOW 50C FRANKED @ 30%; DRP	Accounted	108.00	Dr
27/05/2019	Income Announcement	6/04/2018	WOW 43C FRANKED @ 30%; DRP	Accounted	92.88	Dr

Other Assets · Current Tax Assets · Income Tax Payable

7/06/2018	pasandi@armstrongadvisory.com.au	1/07/2017	Fund Tax Finalisation	Accounted	5,420.92	Dr
24/06/2019	pasandi@armstrongadvisory.com.au	20/07/2017	ATO 2016	Accounted	2,111.50	Cr
27/05/2019	pasandi@armstrongadvisory.com.au	29/06/2018	ATO ION OFFATO009000009392012	Accounted	5,420.92	Cr

Other Assets · Current Tax Assets · Provision for Income Tax

7/06/2018	pasandi@armstrongadvisory.com.au	1/07/2017	Fund Tax Finalisation	Accounted	801.75	Dr
24/06/2019	pasandi@armstrongadvisory.com.au	31/05/2018	Tax Effect Of Income	Accounted	685.05	Cr
25/06/2019	pasandi@armstrongadvisory.com.au	30/06/2018	Tax Effect Of Income	Accounted	500.70	Dr

Other Assets · Receivables · Investment Income Receivable · Distributions · Stapled Securities · Lendlease Group - Unit

27/05/2019	Income Announcement	1/09/2017	LLC UNFRANKED; 28.419521C CFI; DRP NIL DISC	Accounted	825.00	Dr
27/05/2019	Evidence Match	20/09/2017	LLC UNFRANKED; 28.419521C CFI; DRP NIL DISC	Accounted	825.00	Cr
27/05/2019	Income Announcement	27/02/2018	LLC UNFRANKED; 29.43223C CFI; DRP NIL DISC	Accounted	850.00	Dr
27/05/2019	Evidence Match	22/03/2018	LLC UNFRANKED; 29.43223C CFI; DRP NIL DISC	Accounted	850.00	Cr

Other Assets · Receivables · Investment Income Receivable · Dividends · Shares in Listed Companies · Australia And N

27/05/2019	pasandi@armstrongadvisory.com.au	3/07/2017	ANZ 80C FRANKED @ 30%; DRP & BSP NIL DISC	Accounted	846.40	Dr
27/05/2019	Evidence Match	3/07/2017	ANZ 80C FRANKED @ 30%; DRP & BSP NIL DISC	Accounted	846.40	Cr
27/05/2019	Income Announcement	18/12/2017	ANZ 80C FRANKED @ 30%; DRP & BSP NIL DISC	Accounted	846.40	Dr
27/05/2019	Evidence Match	18/12/2017	ANZ 80C FRANKED @ 30%; DRP & BSP NIL DISC	Accounted	846.40	Cr

Other Assets · Receivables · Investment Income Receivable · Dividends · Shares in Listed Companies · BHP Billiton Lim

G K N K L WILLIAMS SUPER FUND
General Ledger Audit Trail
For the period from 1 July 2017 to 30 June 2018

Processed Date & User	Date	Description	State	Amount	
Assets					
Other Assets · Receivables · Investment Income Receivable · Dividends · Shares in Listed Companies · BHP Billiton Lim					
27/05/2019	Income Announcement	26/09/2017	BHP US 43C FRANKED @30%	Accounted	573.44 Dr
27/05/2019	Evidence Match	26/09/2017	BHP US 43C FRANKED @30%	Accounted	573.44 Cr
27/05/2019	Income Announcement	27/03/2018	BHP US 55C FRANKED @30%	Accounted	764.44 Dr
27/05/2019	Evidence Match	27/03/2018	BHP US 55C FRANKED @30%	Accounted	764.44 Cr
Other Assets · Receivables · Investment Income Receivable · Dividends · Shares in Listed Companies · BT Investment M					
27/05/2019	pasandi@armstrongadvisory.com.au	5/07/2017	BTT 5.7C FRANKED@30%; 13.3C CFI; DRP NIL DISC	Accounted	210.71 Dr
27/05/2019	Evidence Match	5/07/2017	BTT 5.7C FRANKED@30%; 13.3C CFI; DRP NIL DISC	Accounted	210.71 Cr
27/05/2019	Income Announcement	20/12/2017	BTT 6.5C FRANKED@30%; 19.5C CFI; DRP NIL DISC	Accounted	288.34 Dr
27/05/2019	Evidence Match	20/12/2017	BTT 6.5C FRANKED@30%; 19.5C CFI; DRP NIL DISC	Accounted	288.34 Cr
Other Assets · Receivables · Investment Income Receivable · Dividends · Shares in Listed Companies · Commonwealth					
27/05/2019	Income Announcement	29/09/2017	CBA 230C FRANKED @ 30%; DRP	Accounted	2,369.00 Dr
27/05/2019	Evidence Match	29/09/2017	CBA 230C FRANKED @ 30%; DRP	Accounted	2,369.00 Cr
27/05/2019	Income Announcement	28/03/2018	CBA 200C FRANKED@30%; DRP NIL DISCOUNT	Accounted	2,060.00 Dr
27/05/2019	Evidence Match	28/03/2018	CBA 200C FRANKED@30%; DRP NIL DISCOUNT	Accounted	2,060.00 Cr
Other Assets · Receivables · Investment Income Receivable · Dividends · Shares in Listed Companies · Fortescue Metal					
24/06/2019	Income Announcement	5/04/2018	FMG 11C FRANKED @ 30%; DRP NIL DISCOUNT	Accounted	220.00 Dr
24/06/2019	Evidence Match	5/04/2018	FMG 11C FRANKED @ 30%; DRP NIL DISCOUNT	Accounted	220.00 Cr
Other Assets · Receivables · Investment Income Receivable · Dividends · Shares in Listed Companies · Healthscope Lin					
27/05/2019	Income Announcement	28/09/2017	HSO UNFRANKED; NIL CFI; DRP NIL DISCOUNT	Accounted	115.92 Dr
27/05/2019	Evidence Match	28/09/2017	HSO UNFRANKED; NIL CFI; DRP NIL DISCOUNT	Accounted	115.92 Cr
27/05/2019	Income Announcement	23/03/2018	HSO UNFRANKED; NIL CFI; DRP NIL DISCOUNT	Accounted	105.98 Dr
27/05/2019	Evidence Match	23/03/2018	HSO UNFRANKED; NIL CFI; DRP NIL DISCOUNT	Accounted	105.98 Cr
Other Assets · Receivables · Investment Income Receivable · Dividends · Shares in Listed Companies · National Austral					
27/05/2019	pasandi@armstrongadvisory.com.au	5/07/2017	NAB 99C FRANKED@ 30%;DRP&BSP NIL DISCOUNT	Accounted	1,538.46 Dr
27/05/2019	Evidence Match	5/07/2017	NAB 99C FRANKED@ 30%;DRP&BSP NIL DISCOUNT	Accounted	1,538.46 Cr
27/05/2019	Income Announcement	13/12/2017	NAB 99C FR@ 30%; DRP; BSP NIL DISCOUNT	Accounted	1,538.46 Dr
27/05/2019	Evidence Match	13/12/2017	NAB 99C FR@ 30%; DRP; BSP NIL DISCOUNT	Accounted	1,538.46 Cr
Other Assets · Receivables · Investment Income Receivable · Dividends · Shares in Listed Companies · Rio Tinto Limite					
27/05/2019	Income Announcement	21/09/2017	RIO 137.72C FRANKED@30%; DRP NIL DISCOUNT	Accounted	688.60 Dr
27/05/2019	Evidence Match	21/09/2017	RIO 137.72C FRANKED@30%; DRP NIL DISCOUNT	Accounted	688.60 Cr
27/05/2019	Income Announcement	12/04/2018	RIO 228.53C FRANKED@30%; DRP NIL DISCOUNT	Accounted	1,142.65 Dr
27/05/2019	Evidence Match	12/04/2018	RIO 228.53C FRANKED@30%; DRP NIL DISCOUNT	Accounted	1,142.65 Cr
Other Assets · Receivables · Investment Income Receivable · Dividends · Shares in Listed Companies · South32 Limited					
27/05/2019	Income Announcement	12/10/2017	S32 US 6.4C FRANKED@30%	Accounted	86.47 Dr
27/05/2019	Evidence Match	12/10/2017	S32 US 6.4C FRANKED@30%	Accounted	86.47 Cr
27/05/2019	Income Announcement	5/04/2018	S32 US7.3C;US6.73C FR@30%;0.57C CFI;US3CSPEC	Accounted	101.23 Dr
27/05/2019	Evidence Match	5/04/2018	S32 US7.3C;US6.73C FR@30%;0.57C CFI;US3CSPEC	Accounted	101.23 Cr
Other Assets · Receivables · Investment Income Receivable · Dividends · Shares in Listed Companies · Wesfarmers Lim					
27/05/2019	Income Announcement	28/09/2017	WES 120C FRANKED@30%; DRP NIL DISCOUNT	Accounted	549.60 Dr
27/05/2019	Evidence Match	28/09/2017	WES 120C FRANKED@30%; DRP NIL DISCOUNT	Accounted	549.60 Cr
27/05/2019	Income Announcement	5/04/2018	WES 103C FRANKED@30%; DRP NIL DISCOUNT	Accounted	471.74 Dr
27/05/2019	Evidence Match	5/04/2018	WES 103C FRANKED@30%; DRP NIL DISCOUNT	Accounted	471.74 Cr
Other Assets · Receivables · Investment Income Receivable · Dividends · Shares in Listed Companies · Westpac Bankin					

G K N K L WILLIAMS SUPER FUND
General Ledger Audit Trail
For the period from 1 July 2017 to 30 June 2018

Processed Date & User	Date	Description	State	Amount
-----------------------	------	-------------	-------	--------

Assets

Other Assets · Receivables · Investment Income Receivable · Dividends · Shares in Listed Companies · Westpac Bankin

27/05/2019	pasandi@armstrongadvisory.com.au	4/07/2017	WBC 94C FRANKED@30%; DRP	Accounted	1,001.10	Dr
27/05/2019	Evidence Match	4/07/2017	WBC 94C FRANKED@30%; DRP	Accounted	1,001.10	Cr
27/05/2019	Income Announcement	22/12/2017	WBC 94C FRANKED@30%; DRP NIL DISCOUNT	Accounted	1,001.10	Dr
27/05/2019	Evidence Match	22/12/2017	WBC 94C FRANKED@30%; DRP NIL DISCOUNT	Accounted	1,001.10	Cr

Other Assets · Receivables · Investment Income Receivable · Dividends · Shares in Listed Companies · Woodside Petro

27/05/2019	Income Announcement	21/09/2017	WPL US 49C FRANKED@30%; DRP SUSPENDED	Accounted	309.77	Dr
27/05/2019	Evidence Match	21/09/2017	WPL US 49C FRANKED@30%; DRP SUSPENDED	Accounted	309.77	Cr
27/05/2019	Income Announcement	22/03/2018	WPL US 49C FRANKED@30%; DRP SUSPENDED	Accounted	313.06	Dr
27/05/2019	Evidence Match	22/03/2018	WPL US 49C FRANKED@30%; DRP SUSPENDED	Accounted	313.06	Cr

Other Assets · Receivables · Investment Income Receivable · Dividends · Shares in Listed Companies · Woolworths Gro

27/05/2019	Income Announcement	6/10/2017	WOW 50C FRANKED @ 30%; DRP	Accounted	252.00	Dr
27/05/2019	Evidence Match	6/10/2017	WOW 50C FRANKED @ 30%; DRP	Accounted	252.00	Cr
27/05/2019	Income Announcement	6/04/2018	WOW 43C FRANKED @ 30%; DRP	Accounted	216.72	Dr
27/05/2019	Evidence Match	6/04/2018	WOW 43C FRANKED @ 30%; DRP	Accounted	216.72	Cr

Other Assets · Receivables · Investment Income Receivable · Foreign Income · Foreign Dividend · Shares in Listed Com

27/05/2019	Evidence Match	16/02/2018	CYB 1 PENCE; UNFRANKED; NIL CFI	Accounted	4.79	Cr
27/05/2019	Income Announcement	16/02/2018	CYB 1 PENCE; UNFRANKED; NIL CFI	Accounted	4.79	Dr

Other Assets · Receivables · Investment Income Receivable · Interest · Cash At Bank · St George DIY Super Saver 49370

20/06/2019	Evidence Match	1/07/2017	Credit Interest	Accounted	1.63	Cr
20/06/2019	Transaction Rules	1/07/2017	Credit Interest	Accounted	1.63	Dr
27/05/2019	Evidence Match	31/07/2017	Credit interest	Accounted	2.56	Cr
27/05/2019	Transaction Rules	31/07/2017	Credit interest	Accounted	2.56	Dr
27/05/2019	Evidence Match	31/08/2017	Credit interest	Accounted	2.68	Cr
27/05/2019	Transaction Rules	31/08/2017	Credit interest	Accounted	2.68	Dr
27/05/2019	Evidence Match	30/09/2017	Credit interest	Accounted	2.30	Cr
27/05/2019	Transaction Rules	30/09/2017	Credit interest	Accounted	2.30	Dr
27/05/2019	Evidence Match	31/10/2017	Credit Interest	Accounted	0.66	Cr
27/05/2019	Transaction Rules	31/10/2017	Credit Interest	Accounted	0.66	Dr
27/05/2019	Evidence Match	30/11/2017	Credit interest	Accounted	4.52	Cr
27/05/2019	Transaction Rules	30/11/2017	Credit interest	Accounted	4.52	Dr
27/05/2019	Transaction Rules	30/12/2017	Credit interest	Accounted	0.98	Dr
27/05/2019	Evidence Match	30/12/2017	Credit interest	Accounted	0.98	Cr
27/05/2019	Evidence Match	31/01/2018	Credit interest	Accounted	0.06	Cr
27/05/2019	Transaction Rules	31/01/2018	Credit interest	Accounted	0.06	Dr
27/05/2019	Evidence Match	28/02/2018	Credit interest	Accounted	0.06	Cr
27/05/2019	Transaction Rules	28/02/2018	Credit interest	Accounted	0.06	Dr
27/05/2019	Evidence Match	31/03/2018	credit Interest	Accounted	3.66	Cr
27/05/2019	Transaction Rules	31/03/2018	credit Interest	Accounted	3.66	Dr
27/05/2019	Evidence Match	30/04/2018	credit interest	Accounted	3.28	Cr
27/05/2019	Transaction Rules	30/04/2018	credit interest	Accounted	3.28	Dr
27/05/2019	Evidence Match	31/05/2018	credit interest	Accounted	0.82	Cr
27/05/2019	Transaction Rules	31/05/2018	credit interest	Accounted	0.82	Dr
27/05/2019	Evidence Match	30/06/2018	CREDIT INTEREST	Accounted	0.23	Cr
27/05/2019	pasandi@armstrongadvisory.com.au	30/06/2018	CREDIT INTEREST	Accounted	0.23	Dr

Other Assets · Receivables · Investment Income Receivable · Interest · Cash At Bank · St George Retirement Access Plu

G K N K L WILLIAMS SUPER FUND
General Ledger Audit Trail
For the period from 1 July 2017 to 30 June 2018

Processed Date & User	Date	Description	State	Amount
-----------------------	------	-------------	-------	--------

Assets

Other Assets · Receivables · Investment Income Receivable · Interest · Cash At Bank · St George Retirement Access Plu

27/05/2019	Evidence Match	31/08/2017	Credit interest	Accounted	0.01	Cr
27/05/2019	Transaction Rules	31/08/2017	Credit interest	Accounted	0.01	Dr
27/05/2019	Evidence Match	30/12/2017	Credit interest	Accounted	0.20	Cr
27/05/2019	Transaction Rules	30/12/2017	Credit interest	Accounted	0.20	Dr
27/05/2019	Evidence Match	31/01/2018	Credit interest	Accounted	4.42	Cr
27/05/2019	Transaction Rules	31/01/2018	Credit interest	Accounted	4.42	Dr

Other Assets · Receivables · Member Income Receivable · Contributions · Mrs Gail Williams

24/06/2019	Evidence Match	7/09/2017	Contribution Received	Accounted	5,000.00	Cr
24/06/2019	Evidence Match	7/09/2017	Contribution Received	Accounted	3,395.00	Cr
24/06/2019	Evidence Match	7/09/2017	Contribution Received	Accounted	450.00	Cr
24/06/2019	Evidence Match	7/09/2017	Contribution Received	Accounted	40.00	Cr
24/06/2019	pasandi@armstrongadvisory.com.au	7/09/2017	G Williams Bub shares	Accounted	5,000.00	Dr
24/06/2019	pasandi@armstrongadvisory.com.au	7/09/2017	Deposit Bub shares	Accounted	3,395.00	Dr
24/06/2019	pasandi@armstrongadvisory.com.au	7/09/2017	Deposit Bub shares	Accounted	450.00	Dr
24/06/2019	pasandi@armstrongadvisory.com.au	7/09/2017	deposit Bub	Accounted	40.00	Dr
24/06/2019	Evidence Match	25/09/2017	Contribution Received	Accounted	1,300.00	Cr
24/06/2019	pasandi@armstrongadvisory.com.au	25/09/2017	Depsit MYX shares	Accounted	1,300.00	Dr
24/06/2019	Evidence Match	9/10/2017	Contribution Received	Accounted	1,000.00	Cr
24/06/2019	pasandi@armstrongadvisory.com.au	9/10/2017	Deposit Buddy	Accounted	1,000.00	Dr
24/06/2019	Evidence Match	24/10/2017	Contribution Received	Accounted	1,500.00	Cr
24/06/2019	pasandi@armstrongadvisory.com.au	24/10/2017	Deposit BUD	Accounted	1,500.00	Dr
24/06/2019	pasandi@armstrongadvisory.com.au	31/10/2017	Kiz BUD	Accounted	5,000.00	Dr
24/06/2019	Evidence Match	31/10/2017	Contribution Received	Accounted	5,000.00	Cr
24/06/2019	Evidence Match	7/11/2017	Contribution Received	Accounted	15,000.00	Cr
24/06/2019	pasandi@armstrongadvisory.com.au	7/11/2017	Deposit Shares	Accounted	15,000.00	Dr
24/06/2019	Evidence Match	15/11/2017	Contribution Received	Accounted	7,500.00	Cr
24/06/2019	pasandi@armstrongadvisory.com.au	15/11/2017	Bub shares	Accounted	7,500.00	Dr
24/06/2019	Evidence Match	21/11/2017	Contribution Received	Accounted	4,000.00	Cr
24/06/2019	pasandi@armstrongadvisory.com.au	21/11/2017	Bub shares	Accounted	4,000.00	Dr
24/06/2019	pasandi@armstrongadvisory.com.au	22/11/2017	Deposit Bub shares	Accounted	1,000.00	Dr
24/06/2019	Evidence Match	22/11/2017	Contribution Received	Accounted	1,000.00	Cr
24/06/2019	Evidence Match	27/12/2017	Contribution Received	Accounted	2,000.00	Cr
24/06/2019	pasandi@armstrongadvisory.com.au	27/12/2017	Deposti from 458120653	Accounted	2,000.00	Dr
24/06/2019	pasandi@armstrongadvisory.com.au	1/03/2018	Contribution - payment of WPL retail offer	Accounted	1,512.00	Dr
24/06/2019	Evidence Match	19/03/2018	Contribution Received	Accounted	1,512.00	Cr
24/06/2019	Evidence Match	22/03/2018	Contribution Received	Accounted	15,023.02	Cr
24/06/2019	pasandi@armstrongadvisory.com.au	22/03/2018	cheque deposit	Accounted	15,023.02	Dr
24/06/2019	Evidence Match	7/05/2018	Contribution Received	Accounted	500.00	Cr

G K N K L WILLIAMS SUPER FUND
General Ledger Audit Trail
For the period from 1 July 2017 to 30 June 2018

Processed Date & User	Date	Description	State	Amount
-----------------------	------	-------------	-------	--------

Assets

Other Assets · Receivables · Member Income Receivable · Contributions · Mrs Gail Williams

24/06/2019	pasandi@armstrongadvisory.com.au	7/05/2018	Deposit nab shares	Accounted	500.00	Dr
------------	----------------------------------	-----------	--------------------	-----------	--------	----

Other Assets · Unsettled Trades · Acquisitions · Shares in Listed Companies · Bubs Australia Limited

20/06/2019	pasandi@armstrongadvisory.com.au	11/09/2017	Directshares BUY BUB	Accounted	6,024.95	Cr
20/06/2019	Evidence Match	11/09/2017	Directshares BUY BUB	Accounted	6,024.95	Dr
20/06/2019	pasandi@armstrongadvisory.com.au	25/09/2017	Directshares Buy BUB	Accounted	2,319.95	Cr
20/06/2019	Evidence Match	25/09/2017	Directshares Buy BUB	Accounted	2,319.95	Dr
20/06/2019	pasandi@armstrongadvisory.com.au	2/11/2017	Buy BUD	Accounted	2,389.95	Cr
20/06/2019	Evidence Match	2/11/2017	Buy BUD	Accounted	2,389.95	Dr
24/06/2019	Evidence Match	22/11/2017	60c	Accounted	2,620.20	Dr
24/06/2019	Corporate Actions Announcement	8/12/2017	60c	Accounted	2,620.20	Cr

Other Assets · Unsettled Trades · Acquisitions · Shares in Listed Companies · Buddy Technologies Ltd

20/06/2019	pasandi@armstrongadvisory.com.au	12/10/2017	Directshares Buy BUD	Accounted	1,769.95	Cr
20/06/2019	Evidence Match	12/10/2017	Directshares Buy BUD	Accounted	1,769.95	Dr
20/06/2019	pasandi@armstrongadvisory.com.au	26/10/2017	Purchase BUD	Accounted	1,594.95	Cr
20/06/2019	Evidence Match	26/10/2017	Purchase BUD	Accounted	1,527.14	Dr
20/06/2019	Evidence Match	26/10/2017	Purchase BUD	Accounted	67.81	Dr
24/06/2019	pasandi@armstrongadvisory.com.au	2/11/2017	Buy BUD	Accounted	2,619.95	Cr
24/06/2019	Evidence Match	2/11/2017	Buy BUD	Accounted	2,619.95	Dr
24/06/2019	pasandi@armstrongadvisory.com.au	14/11/2017	BUY bUD	Accounted	4,989.95	Cr
24/06/2019	Evidence Match	14/11/2017	BUY bUD	Accounted	4,989.95	Dr

Other Assets · Unsettled Trades · Acquisitions · Shares in Listed Companies · Commonwealth Bank Of Australia.

24/06/2019	pasandi@armstrongadvisory.com.au	3/04/2018	BUY CBA	Accounted	16,601.45	Cr
24/06/2019	Evidence Match	3/04/2018	BUY CBA	Accounted	16,601.45	Dr

Other Assets · Unsettled Trades · Acquisitions · Shares in Listed Companies · Fortescue Metals Group Ltd

24/06/2019	pasandi@armstrongadvisory.com.au	5/10/2017	Directshares Buy FMG	Accounted	2,644.95	Cr
24/06/2019	Evidence Match	5/10/2017	Directshares Buy FMG	Accounted	2,644.95	Dr
24/06/2019	pasandi@armstrongadvisory.com.au	13/11/2017	BUY FMG	Accounted	2,469.95	Cr
24/06/2019	Evidence Match	13/11/2017	BUY FMG	Accounted	2,469.95	Dr
24/06/2019	pasandi@armstrongadvisory.com.au	20/11/2017	BUY FMG	Accounted	4,669.95	Cr
24/06/2019	Evidence Match	20/11/2017	BUY FMG	Accounted	4,669.95	Dr

Other Assets · Unsettled Trades · Acquisitions · Shares in Listed Companies · Mayne Pharma Group Limited

24/06/2019	pasandi@armstrongadvisory.com.au	28/09/2017	Directshres Buy MYX	Accounted	2,659.95	Cr
24/06/2019	Evidence Match	28/09/2017	Directshres Buy MYX	Accounted	2,659.95	Dr

Other Assets · Unsettled Trades · Acquisitions · Shares in Listed Companies · National Australia Bank Limited

24/06/2019	pasandi@armstrongadvisory.com.au	9/05/2018	BUY NAB	Accounted	5,244.95	Cr
24/06/2019	Evidence Match	9/05/2018	BUY NAB	Accounted	5,244.95	Dr

G K N K L WILLIAMS SUPER FUND
General Ledger Audit Trail
For the period from 1 July 2017 to 30 June 2018

Processed Date & User	Date	Description	State	Amount
-----------------------	------	-------------	-------	--------

Assets

Other Assets · Unsettled Trades · Acquisitions · Shares in Listed Companies · Woodside Petroleum Limited

24/06/2019	Evidence Match	19/03/2018	WPLR to WPL; 1:9 ACCELERATED - PAITREO ISSUE OF	Accounted	1,512.00	Dr
24/06/2019	Corporate Actions Wizard	19/03/2018	WPLR to WPL; 1:9 ACCELERATED - PAITREO ISSUE OF	Accounted	1,512.00	Cr

Liabilities

Fund Suspense · St George DIY Super Saver 493701939

20/06/2019	Evidence Match	1/07/2017	Credit Interest	Accounted	1.63	Dr
20/06/2019	pasandi@armstrongadvisory.com.au	1/07/2017	Credit Interest	Accounted	1.63	Cr
27/05/2019	Evidence Match	3/07/2017	ANZ Dividend	Accounted	846.40	Dr
27/05/2019	pasandi@armstrongadvisory.com.au	3/07/2017	ANZ Dividend	Accounted	846.40	Cr
27/05/2019	Evidence Match	4/07/2017	WBC Dividend	Accounted	1,001.10	Dr
27/05/2019	pasandi@armstrongadvisory.com.au	4/07/2017	WBC Dividend	Accounted	1,001.10	Cr
27/05/2019	Evidence Match	5/07/2017	NAB int dividned	Accounted	1,538.46	Dr
27/05/2019	Evidence Match	5/07/2017	BTT itm div	Accounted	210.71	Dr
27/05/2019	pasandi@armstrongadvisory.com.au	5/07/2017	NAB int dividned	Accounted	1,538.46	Cr
27/05/2019	pasandi@armstrongadvisory.com.au	5/07/2017	BTT itm div	Accounted	210.71	Cr
27/05/2019	pasandi@armstrongadvisory.com.au	20/07/2017	ATO	Accounted	1,854.61	Cr
24/06/2019	Evidence Match	20/07/2017	ATO	Accounted	1,854.61	Dr
27/05/2019	Evidence Match	31/07/2017	Credit interest	Accounted	2.56	Dr
27/05/2019	pasandi@armstrongadvisory.com.au	31/07/2017	Credit interest	Accounted	2.56	Cr
27/05/2019	Evidence Match	7/08/2017	Harlovich SMSF s tax	Accounted	1,320.00	Cr
27/05/2019	pasandi@armstrongadvisory.com.au	7/08/2017	Harlovich SMSF s tax	Accounted	1,320.00	Dr
27/05/2019	Evidence Match	28/08/2017	Withdrawal westpac cc	Accounted	2,000.00	Cr
27/05/2019	pasandi@armstrongadvisory.com.au	28/08/2017	Withdrawal westpac cc	Accounted	2,000.00	Dr
27/05/2019	Evidence Match	31/08/2017	Credit interest	Accounted	2.68	Dr
27/05/2019	pasandi@armstrongadvisory.com.au	31/08/2017	Credit interest	Accounted	2.68	Cr
27/05/2019	pasandi@armstrongadvisory.com.au	7/09/2017	Deposit Bub shares	Accounted	3,395.00	Cr
27/05/2019	pasandi@armstrongadvisory.com.au	7/09/2017	G Williams Bub shares	Accounted	5,000.00	Cr
27/05/2019	pasandi@armstrongadvisory.com.au	7/09/2017	deposit Bub	Accounted	40.00	Cr
27/05/2019	pasandi@armstrongadvisory.com.au	7/09/2017	Deposit Bub shares	Accounted	450.00	Cr
24/06/2019	Evidence Match	7/09/2017	G Williams Bub shares	Accounted	5,000.00	Dr
24/06/2019	Evidence Match	7/09/2017	Deposit Bub shares	Accounted	450.00	Dr
24/06/2019	Evidence Match	7/09/2017	Deposit Bub shares	Accounted	3,395.00	Dr
24/06/2019	Evidence Match	7/09/2017	deposit Bub	Accounted	40.00	Dr
20/06/2019	Evidence Match	11/09/2017	Directshares BUY BUB	Accounted	6,024.95	Cr
27/05/2019	Evidence Match	11/09/2017	withdrawal to 0000486793863	Accounted	3,000.00	Cr
27/05/2019	pasandi@armstrongadvisory.com.au	11/09/2017	Directshares BUY BUB	Accounted	6,024.95	Dr
27/05/2019	pasandi@armstrongadvisory.com.au	11/09/2017	withdrawal to 0000486793863	Accounted	3,000.00	Dr

G K N K L WILLIAMS SUPER FUND
General Ledger Audit Trail
For the period from 1 July 2017 to 30 June 2018

Processed Date & User	Date	Description	State	Amount
-----------------------	------	-------------	-------	--------

Liabilities

Fund Suspense - St George DIY Super Saver 493701939

27/05/2019	pasandi@armstrongadvisory.com.au	20/09/2017	LLC Dist	Accounted	825.00	Cr
27/05/2019	Evidence Match	20/09/2017	LLC Dist	Accounted	825.00	Dr
27/05/2019	Evidence Match	21/09/2017	Woodside int	Accounted	309.77	Dr
27/05/2019	Evidence Match	21/09/2017	Rio Tinto	Accounted	688.60	Dr
27/05/2019	pasandi@armstrongadvisory.com.au	21/09/2017	Rio Tinto	Accounted	688.60	Cr
27/05/2019	pasandi@armstrongadvisory.com.au	21/09/2017	Woodside int	Accounted	309.77	Cr
27/05/2019	pasandi@armstrongadvisory.com.au	25/09/2017	Directshares Buy BUB	Accounted	2,319.95	Dr
27/05/2019	pasandi@armstrongadvisory.com.au	25/09/2017	Depsit MYX shares	Accounted	1,300.00	Cr
27/05/2019	pasandi@armstrongadvisory.com.au	25/09/2017	Deposit MYX shares	Accounted	1,500.00	Cr
27/05/2019	pasandi@armstrongadvisory.com.au	25/09/2017	Withdrawal Drawdown	Accounted	1,500.00	Dr
27/05/2019	Evidence Match	25/09/2017	Deposit MYX shares	Accounted	1,500.00	Dr
27/05/2019	Evidence Match	25/09/2017	Withdrawal Drawdown	Accounted	1,500.00	Cr
20/06/2019	Evidence Match	25/09/2017	Directshares Buy BUB	Accounted	2,319.95	Cr
24/06/2019	Evidence Match	25/09/2017	Depsit MYX shares	Accounted	1,300.00	Dr
27/05/2019	Evidence Match	26/09/2017	BHP Ltd dividend	Accounted	573.44	Dr
27/05/2019	pasandi@armstrongadvisory.com.au	26/09/2017	BHP Ltd dividend	Accounted	573.44	Cr
27/05/2019	pasandi@armstrongadvisory.com.au	28/09/2017	Withdrawal Westpac cc	Accounted	600.00	Dr
27/05/2019	pasandi@armstrongadvisory.com.au	28/09/2017	Directshres Buy MYX	Accounted	2,659.95	Dr
27/05/2019	pasandi@armstrongadvisory.com.au	28/09/2017	HSO Div	Accounted	115.92	Cr
27/05/2019	pasandi@armstrongadvisory.com.au	28/09/2017	Wesfarmers Ltd	Accounted	549.60	Cr
27/05/2019	Evidence Match	28/09/2017	Wesfarmers Ltd	Accounted	549.60	Dr
27/05/2019	Evidence Match	28/09/2017	HSO Div	Accounted	115.92	Dr
24/06/2019	Evidence Match	28/09/2017	Directshres Buy MYX	Accounted	2,659.95	Cr
27/05/2019	Evidence Match	28/09/2017	Withdrawal Westpac cc	Accounted	600.00	Cr
27/05/2019	Evidence Match	29/09/2017	CBA fnl div	Accounted	2,369.00	Dr
27/05/2019	pasandi@armstrongadvisory.com.au	29/09/2017	CBA fnl div	Accounted	2,369.00	Cr
27/05/2019	Evidence Match	30/09/2017	Credit interest	Accounted	2.30	Dr
27/05/2019	pasandi@armstrongadvisory.com.au	30/09/2017	Credit interest	Accounted	2.30	Cr
27/05/2019	pasandi@armstrongadvisory.com.au	3/10/2017	Withdrawal	Accounted	3,000.00	Dr
27/05/2019	pasandi@armstrongadvisory.com.au	3/10/2017	Depsit FMG shares	Accounted	3,000.00	Cr
27/05/2019	Evidence Match	3/10/2017	Depsit FMG shares	Accounted	3,000.00	Dr
27/05/2019	Evidence Match	3/10/2017	Withdrawal	Accounted	3,000.00	Cr
24/06/2019	Evidence Match	5/10/2017	Directshares Buy FMG	Accounted	2,644.95	Cr
27/05/2019	pasandi@armstrongadvisory.com.au	5/10/2017	Directshares Buy FMG	Accounted	2,644.95	Dr
27/05/2019	Evidence Match	6/10/2017	WOW div	Accounted	252.00	Dr
27/05/2019	pasandi@armstrongadvisory.com.au	6/10/2017	WOW div	Accounted	252.00	Cr
24/06/2019	Evidence Match	9/10/2017	Deposit Buddy	Accounted	1,000.00	Dr

G K N K L WILLIAMS SUPER FUND
General Ledger Audit Trail
For the period from 1 July 2017 to 30 June 2018

Processed Date & User	Date	Description	State	Amount
-----------------------	------	-------------	-------	--------

Liabilities

Fund Suspense - St George DIY Super Saver 493701939

27/05/2019	pasandi@armstrongadvisory.com.au	9/10/2017	Deposit Buddy	Accounted	1,000.00	Cr
27/05/2019	pasandi@armstrongadvisory.com.au	12/10/2017	South32 Dividend	Accounted	86.47	Cr
27/05/2019	pasandi@armstrongadvisory.com.au	12/10/2017	Directshares Buy BUD	Accounted	1,769.95	Dr
27/05/2019	Evidence Match	12/10/2017	South32 Dividend	Accounted	86.47	Dr
20/06/2019	Evidence Match	12/10/2017	Directshares Buy BUD	Accounted	1,769.95	Cr
24/06/2019	Evidence Match	24/10/2017	Deposit BUD	Accounted	1,500.00	Dr
27/05/2019	pasandi@armstrongadvisory.com.au	24/10/2017	Deposit BUD	Accounted	1,500.00	Cr
20/06/2019	Evidence Match	26/10/2017	Buy BUD	Accounted	1,527.14	Cr
20/06/2019	Evidence Match	26/10/2017	Buy BUB	Accounted	67.81	Cr
27/05/2019	pasandi@armstrongadvisory.com.au	26/10/2017	Buy BUB	Accounted	67.81	Dr
27/05/2019	pasandi@armstrongadvisory.com.au	26/10/2017	Buy BUD	Accounted	1,527.14	Dr
27/05/2019	pasandi@armstrongadvisory.com.au	31/10/2017	Kiz BUD	Accounted	5,000.00	Cr
27/05/2019	pasandi@armstrongadvisory.com.au	31/10/2017	Credit Interest	Accounted	0.66	Cr
24/06/2019	Evidence Match	31/10/2017	Kiz BUD	Accounted	5,000.00	Dr
27/05/2019	Evidence Match	31/10/2017	Credit Interest	Accounted	0.66	Dr
24/06/2019	Evidence Match	2/11/2017	Buy BUD	Accounted	2,619.95	Cr
20/06/2019	Evidence Match	2/11/2017	Buy BUD	Accounted	2,389.95	Cr
27/05/2019	pasandi@armstrongadvisory.com.au	2/11/2017	Buy BUD	Accounted	2,619.95	Dr
27/05/2019	pasandi@armstrongadvisory.com.au	2/11/2017	Buy BUD	Accounted	2,389.95	Dr
24/06/2019	Evidence Match	7/11/2017	Deposit Shares	Accounted	15,000.00	Dr
27/05/2019	pasandi@armstrongadvisory.com.au	7/11/2017	Deposit Shares	Accounted	15,000.00	Cr
27/05/2019	pasandi@armstrongadvisory.com.au	13/11/2017	BUY FMG	Accounted	2,469.95	Dr
24/06/2019	Evidence Match	13/11/2017	BUY FMG	Accounted	2,469.95	Cr
24/06/2019	Evidence Match	14/11/2017	BUY bUD	Accounted	4,989.95	Cr
27/05/2019	pasandi@armstrongadvisory.com.au	14/11/2017	BUY bUD	Accounted	4,989.95	Dr
24/06/2019	Evidence Match	15/11/2017	Bub shares	Accounted	7,500.00	Dr
27/05/2019	pasandi@armstrongadvisory.com.au	15/11/2017	Bub shares	Accounted	7,500.00	Cr
24/06/2019	Evidence Match	20/11/2017	BUY FMG	Accounted	4,669.95	Cr
27/05/2019	pasandi@armstrongadvisory.com.au	20/11/2017	BUY FMG	Accounted	4,669.95	Dr
27/05/2019	pasandi@armstrongadvisory.com.au	21/11/2017	Bub shares	Accounted	4,000.00	Cr
24/06/2019	Evidence Match	21/11/2017	Bub shares	Accounted	4,000.00	Dr
27/05/2019	pasandi@armstrongadvisory.com.au	22/11/2017	Deposit Bub shares	Accounted	1,000.00	Cr
27/05/2019	pasandi@armstrongadvisory.com.au	22/11/2017	Withdrawal Bub shares	Accounted	15,000.00	Dr
24/06/2019	Evidence Match	22/11/2017	Deposit Bub shares	Accounted	1,000.00	Dr
27/05/2019	Evidence Match	22/11/2017	Withdrawal Bub shares	Accounted	15,000.00	Cr
27/05/2019	Evidence Match	30/11/2017	Credit interest	Accounted	4.52	Dr
27/05/2019	pasandi@armstrongadvisory.com.au	30/11/2017	Credit interest	Accounted	4.52	Cr

G K N K L WILLIAMS SUPER FUND
General Ledger Audit Trail
For the period from 1 July 2017 to 30 June 2018

Processed Date & User	Date	Description	State	Amount
-----------------------	------	-------------	-------	--------

Liabilities

Fund Suspense - St George DIY Super Saver 493701939

27/05/2019	Evidence Match	13/12/2017	NAB fnl div	Accounted	1,538.46	Dr
27/05/2019	pasandi@armstrongadvisory.com.au	13/12/2017	NAB fnl div	Accounted	1,538.46	Cr
27/05/2019	Evidence Match	18/12/2017	ANZ dividend	Accounted	846.40	Dr
27/05/2019	pasandi@armstrongadvisory.com.au	18/12/2017	ANZ dividend	Accounted	846.40	Cr
27/05/2019	Evidence Match	20/12/2017	BTT fnl div	Accounted	288.34	Dr
27/05/2019	pasandi@armstrongadvisory.com.au	20/12/2017	BTT fnl div	Accounted	288.34	Cr
27/05/2019	pasandi@armstrongadvisory.com.au	22/12/2017	WBC dividend	Accounted	1,001.10	Cr
27/05/2019	Evidence Match	22/12/2017	WBC dividend	Accounted	1,001.10	Dr
27/05/2019	Evidence Match	27/12/2017	Withdrawal of funds	Accounted	4,000.00	Cr
27/05/2019	pasandi@armstrongadvisory.com.au	27/12/2017	Withdrawal of funds	Accounted	4,000.00	Dr
27/05/2019	Evidence Match	30/12/2017	Credit interest	Accounted	0.98	Dr
27/05/2019	pasandi@armstrongadvisory.com.au	30/12/2017	Credit interest	Accounted	0.98	Cr
27/05/2019	Evidence Match	31/01/2018	Credit interest	Accounted	0.06	Dr
27/05/2019	pasandi@armstrongadvisory.com.au	31/01/2018	Credit interest	Accounted	0.06	Cr
27/05/2019	pasandi@armstrongadvisory.com.au	16/02/2018	CYBG dividend	Accounted	4.79	Cr
27/05/2019	Evidence Match	16/02/2018	CYBG dividend	Accounted	4.79	Dr
27/05/2019	pasandi@armstrongadvisory.com.au	28/02/2018	Credit interest	Accounted	0.06	Cr
27/05/2019	Evidence Match	28/02/2018	Credit interest	Accounted	0.06	Dr
24/06/2019	Evidence Match	22/03/2018	cheque deposit	Accounted	15,023.02	Dr
27/05/2019	Evidence Match	22/03/2018	Woodside fin	Accounted	313.06	Dr
27/05/2019	Evidence Match	22/03/2018	LLC Dist	Accounted	850.00	Dr
27/05/2019	pasandi@armstrongadvisory.com.au	22/03/2018	LLC Dist	Accounted	850.00	Cr
27/05/2019	pasandi@armstrongadvisory.com.au	22/03/2018	Woodside fin	Accounted	313.06	Cr
27/05/2019	pasandi@armstrongadvisory.com.au	22/03/2018	cheque deposit	Accounted	15,023.02	Cr
27/05/2019	Evidence Match	23/03/2018	HSO div	Accounted	105.98	Dr
27/05/2019	pasandi@armstrongadvisory.com.au	23/03/2018	HSO div	Accounted	105.98	Cr
27/05/2019	pasandi@armstrongadvisory.com.au	27/03/2018	BHP ltd dividned	Accounted	764.44	Cr
27/05/2019	Evidence Match	27/03/2018	BHP ltd dividned	Accounted	764.44	Dr
27/05/2019	Evidence Match	28/03/2018	CBA itm Div	Accounted	2,060.00	Dr
27/05/2019	pasandi@armstrongadvisory.com.au	28/03/2018	CBA itm Div	Accounted	2,060.00	Cr
27/05/2019	Evidence Match	31/03/2018	credit Interest	Accounted	3.66	Dr
27/05/2019	pasandi@armstrongadvisory.com.au	31/03/2018	credit Interest	Accounted	3.66	Cr
24/06/2019	Evidence Match	3/04/2018	BUY CBA	Accounted	16,601.45	Cr
27/05/2019	pasandi@armstrongadvisory.com.au	3/04/2018	BUY CBA	Accounted	16,601.45	Dr
27/05/2019	pasandi@armstrongadvisory.com.au	5/04/2018	FMG interim div	Accounted	220.00	Cr
27/05/2019	pasandi@armstrongadvisory.com.au	5/04/2018	South32 Dividend	Accounted	101.23	Cr

G K N K L WILLIAMS SUPER FUND
General Ledger Audit Trail
For the period from 1 July 2017 to 30 June 2018

Processed Date & User	Date	Description	State	Amount
-----------------------	------	-------------	-------	--------

Liabilities

Fund Suspense - St George DIY Super Saver 493701939

27/05/2019	pasandi@armstrongadvisory.com.au	5/04/2018	Wesfarmers Ltd int	Accounted	471.74	Cr
27/05/2019	Evidence Match	5/04/2018	South32 Dividend	Accounted	101.23	Dr
24/06/2019	Evidence Match	5/04/2018	FMG interim div	Accounted	220.00	Dr
27/05/2019	Evidence Match	5/04/2018	Wesfarmers Ltd int	Accounted	471.74	Dr
27/05/2019	Evidence Match	6/04/2018	WOW div	Accounted	216.72	Dr
27/05/2019	pasandi@armstrongadvisory.com.au	6/04/2018	WOW div	Accounted	216.72	Cr
27/05/2019	Evidence Match	12/04/2018	Rio Tinto Ltd AUF	Accounted	1,142.65	Dr
27/05/2019	pasandi@armstrongadvisory.com.au	12/04/2018	Rio Tinto Ltd AUF	Accounted	1,142.65	Cr
27/05/2019	Evidence Match	30/04/2018	credit interest	Accounted	3.28	Dr
27/05/2019	pasandi@armstrongadvisory.com.au	30/04/2018	credit interest	Accounted	3.28	Cr
24/06/2019	Evidence Match	7/05/2018	Deposit nab shares	Accounted	500.00	Dr
27/05/2019	pasandi@armstrongadvisory.com.au	7/05/2018	Deposit nab shares	Accounted	500.00	Cr
24/06/2019	Evidence Match	9/05/2018	BUY NAB	Accounted	5,244.95	Cr
27/05/2019	pasandi@armstrongadvisory.com.au	9/05/2018	BUY NAB	Accounted	5,244.95	Dr
27/05/2019	Evidence Match	31/05/2018	credit interest	Accounted	0.82	Dr
27/05/2019	pasandi@armstrongadvisory.com.au	31/05/2018	credit interest	Accounted	0.82	Cr
27/05/2019	Evidence Match	29/06/2018	ATO ION OFFATO009000009392012	Accounted	5,161.92	Dr
30/06/2018	Automated Feed	29/06/2018	ATO ION OFFATO009000009392012	Accounted	5,161.92	Cr
27/05/2019	Evidence Match	30/06/2018	CREDIT INTEREST	Accounted	0.23	Dr
1/07/2018	Automated Feed	30/06/2018	CREDIT INTEREST	Accounted	0.23	Cr

Fund Suspense - St George Retirement Access Plus 486793863

24/06/2019	Evidence Match	7/08/2017	Withdrawal GKNKL Williams smsf	Accounted	1,320.00	Cr
27/05/2019	Evidence Match	7/08/2017	Deposit Harlovic SMSFs tax	Accounted	1,320.00	Dr
27/05/2019	pasandi@armstrongadvisory.com.au	7/08/2017	Withdrawal GKNKL Williams smsf	Accounted	1,320.00	Dr
27/05/2019	pasandi@armstrongadvisory.com.au	7/08/2017	Deposit Harlovic SMSFs tax	Accounted	1,320.00	Cr
24/06/2019	Evidence Match	28/08/2017	Trf to westpac cards	Accounted	1,000.00	Cr
27/05/2019	Evidence Match	28/08/2017	Deposit Westpac cc	Accounted	2,000.00	Dr
27/05/2019	pasandi@armstrongadvisory.com.au	28/08/2017	Trf to westpac cards	Accounted	1,000.00	Dr
27/05/2019	pasandi@armstrongadvisory.com.au	28/08/2017	Deposit Westpac cc	Accounted	2,000.00	Cr
24/06/2019	Evidence Match	30/08/2017	Withdrawal Drawdown	Accounted	1,000.00	Cr
27/05/2019	pasandi@armstrongadvisory.com.au	30/08/2017	Withdrawal Drawdown	Accounted	1,000.00	Dr
27/05/2019	Evidence Match	31/08/2017	Credit interest	Accounted	0.01	Dr
27/05/2019	pasandi@armstrongadvisory.com.au	31/08/2017	Credit interest	Accounted	0.01	Cr
27/05/2019	pasandi@armstrongadvisory.com.au	11/09/2017	Deposit from 0000493701939	Accounted	3,000.00	Cr
27/05/2019	pasandi@armstrongadvisory.com.au	11/09/2017	Withdrawal to 49302470	Accounted	3,000.00	Dr
24/06/2019	Evidence Match	11/09/2017	Withdrawal to 49302470	Accounted	3,000.00	Cr
27/05/2019	Evidence Match	11/09/2017	Deposit from 0000493701939	Accounted	3,000.00	Dr
27/05/2019	Evidence Match	25/09/2017	Withdrawal MYX shares	Accounted	1,500.00	Cr
27/05/2019	Evidence Match	25/09/2017	Deposit Drawdown	Accounted	1,500.00	Dr

G K N K L WILLIAMS SUPER FUND
General Ledger Audit Trail
For the period from 1 July 2017 to 30 June 2018

Processed Date & User	Date	Description	State	Amount
-----------------------	------	-------------	-------	--------

Liabilities

Fund Suspense - St George Retirement Access Plus 486793863

27/05/2019	pasandi@armstrongadvisory.com.au	25/09/2017	Withdrawal MYX shares	Accounted	1,500.00	Dr
27/05/2019	pasandi@armstrongadvisory.com.au	25/09/2017	Deposit Drawdown	Accounted	1,500.00	Cr
24/06/2019	Evidence Match	28/09/2017	Withdrawal to 458120653	Accounted	600.00	Cr
27/05/2019	Evidence Match	28/09/2017	Deposit Withdrawal Westpac cc	Accounted	600.00	Dr
27/05/2019	pasandi@armstrongadvisory.com.au	28/09/2017	Withdrawal to 458120653	Accounted	600.00	Dr
27/05/2019	pasandi@armstrongadvisory.com.au	28/09/2017	Deposit Withdrawal Westpac cc	Accounted	600.00	Cr
27/05/2019	pasandi@armstrongadvisory.com.au	3/10/2017	Withdrawal FMG shares	Accounted	3,000.00	Dr
27/05/2019	pasandi@armstrongadvisory.com.au	3/10/2017	Deposit Withdrawal	Accounted	3,000.00	Cr
27/05/2019	Evidence Match	3/10/2017	Withdrawal FMG shares	Accounted	3,000.00	Cr
27/05/2019	Evidence Match	3/10/2017	Deposit Withdrawal	Accounted	3,000.00	Dr
24/06/2019	Evidence Match	22/11/2017	To CIS - BUB SPP 2017	Accounted	2,620.20	Cr
27/05/2019	Evidence Match	22/11/2017	Deposit Bub shares	Accounted	15,000.00	Dr
27/05/2019	pasandi@armstrongadvisory.com.au	22/11/2017	To CIS - BUB SPP 2017	Accounted	15,000.00	Dr
27/05/2019	pasandi@armstrongadvisory.com.au	22/11/2017	Deposit Bub shares	Accounted	15,000.00	Cr
27/05/2019	pasandi@armstrongadvisory.com.au	27/12/2017	Deposit Withdrawal of funds	Accounted	4,000.00	Cr
27/05/2019	pasandi@armstrongadvisory.com.au	27/12/2017	Trf WDL to Westpac Cards	Accounted	1,000.00	Dr
27/05/2019	pasandi@armstrongadvisory.com.au	27/12/2017	Deposti from 458120653	Accounted	2,000.00	Cr
27/05/2019	pasandi@armstrongadvisory.com.au	27/12/2017	Withdrawal to 458120653	Accounted	2,000.00	Dr
24/06/2019	Evidence Match	27/12/2017	Deposti from 458120653	Accounted	2,000.00	Dr
24/06/2019	Evidence Match	27/12/2017	Trf WDL to Westpac Cards	Accounted	1,000.00	Cr
24/06/2019	Evidence Match	27/12/2017	Withdrawal to 458120653	Accounted	2,000.00	Cr
27/05/2019	Evidence Match	27/12/2017	Deposit Withdrawal of funds	Accounted	4,000.00	Dr
27/05/2019	Evidence Match	30/12/2017	Credit interest	Accounted	0.20	Dr
27/05/2019	pasandi@armstrongadvisory.com.au	30/12/2017	Credit interest	Accounted	0.20	Cr
24/06/2019	Evidence Match	3/01/2018	To CIS - BUB SPP 2017	Accounted	12,379.80	Cr
24/06/2019	Evidence Match	3/01/2018	Cheque Deposit	Accounted	12,379.80	Dr
27/05/2019	pasandi@armstrongadvisory.com.au	3/01/2018	Cheque Deposit	Accounted	12,379.80	Cr
24/06/2019	Evidence Match	5/01/2018	Withdrawal Bi	Accounted	3,000.00	Cr
27/05/2019	pasandi@armstrongadvisory.com.au	5/01/2018	Withdrawal Bi	Accounted	3,000.00	Dr
24/06/2019	Evidence Match	17/01/2018	Withdrawal Bi	Accounted	12,380.00	Cr
27/05/2019	pasandi@armstrongadvisory.com.au	17/01/2018	Withdrawal Bi	Accounted	12,380.00	Dr
27/05/2019	Evidence Match	31/01/2018	Credit interest	Accounted	4.42	Dr
27/05/2019	pasandi@armstrongadvisory.com.au	31/01/2018	Credit interest	Accounted	4.42	Cr

Income Tax Suspense

24/06/2019	pasandi@armstrongadvisory.com.au	20/07/2017	ATO 2016	Accounted	1,854.61	Dr
24/06/2019	Evidence Match	20/07/2017	ATO 2016	Accounted	1,854.61	Cr

G K N K L WILLIAMS SUPER FUND
General Ledger Audit Trail
For the period from 1 July 2017 to 30 June 2018

Processed Date & User	Date	Description	State	Amount
-----------------------	------	-------------	-------	--------

Liabilities

Income Tax Suspense

27/05/2019	pasandi@armstrongadvisory.com.au	29/06/2018	ATO ION OFFATO009000009392012	Accounted	5,161.92	Dr
27/05/2019	Evidence Match	29/06/2018	ATO ION OFFATO009000009392012	Accounted	5,161.92	Cr

Member Payments · Pensions Paid · Mrs Gail Williams · ABP - 2

24/06/2019	Evidence Match	7/08/2017	Pension Drawdown - Paid	Accounted	1,320.00	Dr
24/06/2019	pasandi@armstrongadvisory.com.au	7/08/2017	Pension Drawdown - Net	Accounted	1,320.00	Cr
24/06/2019	Evidence Match	28/08/2017	Pension Drawdown - Paid	Accounted	1,000.00	Dr
24/06/2019	pasandi@armstrongadvisory.com.au	28/08/2017	Pension Drawdown - Net	Accounted	1,000.00	Cr
24/06/2019	Evidence Match	30/08/2017	Pension Drawdown - Paid	Accounted	1,000.00	Dr
24/06/2019	pasandi@armstrongadvisory.com.au	30/08/2017	Pension Drawdown - Net	Accounted	1,000.00	Cr
24/06/2019	Evidence Match	11/09/2017	Pension Drawdown - Paid	Accounted	3,000.00	Dr
24/06/2019	pasandi@armstrongadvisory.com.au	11/09/2017	Pension Drawdown - Net	Accounted	3,000.00	Cr
24/06/2019	pasandi@armstrongadvisory.com.au	28/09/2017	Pension Drawdown - Net	Accounted	600.00	Cr
24/06/2019	Evidence Match	28/09/2017	Pension Drawdown - Paid	Accounted	600.00	Dr
24/06/2019	Evidence Match	27/12/2017	Pension Drawdown - Paid	Accounted	2,000.00	Dr
24/06/2019	Evidence Match	27/12/2017	Pension Drawdown - Paid	Accounted	1,000.00	Dr
24/06/2019	pasandi@armstrongadvisory.com.au	27/12/2017	Pension Drawdown - Net	Accounted	2,000.00	Cr
24/06/2019	pasandi@armstrongadvisory.com.au	27/12/2017	Pension Drawdown - Net	Accounted	1,000.00	Cr
24/06/2019	Evidence Match	5/01/2018	Pension Drawdown - Paid	Accounted	3,000.00	Dr
24/06/2019	pasandi@armstrongadvisory.com.au	5/01/2018	Pension Drawdown - Net	Accounted	3,000.00	Cr
24/06/2019	Evidence Match	17/01/2018	Pension Drawdown - Paid	Accounted	12,380.00	Dr
24/06/2019	pasandi@armstrongadvisory.com.au	17/01/2018	Pension Drawdown - Net	Accounted	12,380.00	Cr

Member Entitlements

Member Entitlement Accounts · Mrs Gail Williams · ABP - 2

24/06/2019	pasandi@armstrongadvisory.com.au	7/08/2017	Pension Drawdown - Gross	Accounted	1,320.00	Dr
24/06/2019	pasandi@armstrongadvisory.com.au	28/08/2017	Pension Drawdown - Gross	Accounted	1,000.00	Dr
24/06/2019	pasandi@armstrongadvisory.com.au	30/08/2017	Pension Drawdown - Gross	Accounted	1,000.00	Dr
24/06/2019	pasandi@armstrongadvisory.com.au	6/09/2017	Investment Profit or Loss	Accounted	25,798.77	Cr
24/06/2019	pasandi@armstrongadvisory.com.au	11/09/2017	Pension Drawdown - Gross	Accounted	3,000.00	Dr
24/06/2019	pasandi@armstrongadvisory.com.au	28/09/2017	Pension Drawdown - Gross	Accounted	600.00	Dr
24/06/2019	pasandi@armstrongadvisory.com.au	27/12/2017	Pension Drawdown - Gross	Accounted	2,000.00	Dr
24/06/2019	pasandi@armstrongadvisory.com.au	27/12/2017	Pension Drawdown - Gross	Accounted	1,000.00	Dr
24/06/2019	pasandi@armstrongadvisory.com.au	5/01/2018	Pension Drawdown - Gross	Accounted	3,000.00	Dr
24/06/2019	pasandi@armstrongadvisory.com.au	17/01/2018	Pension Drawdown - Gross	Accounted	12,380.00	Dr

G K N K L WILLIAMS SUPER FUND
General Ledger Audit Trail
For the period from 1 July 2017 to 30 June 2018

Processed Date & User	Date	Description	State	Amount
-----------------------	------	-------------	-------	--------

Member Entitlements

Member Entitlement Accounts · Mrs Gail Williams · ABP - 2

24/06/2019	pasandi@armstrongadvisory.com.au	31/05/2018	Investment Profit or Loss	Accounted	90,900.85	Cr
25/06/2019	pasandi@armstrongadvisory.com.au	30/06/2018	Income Taxes Allocated	Accounted	439.44	Cr
25/06/2019	pasandi@armstrongadvisory.com.au	30/06/2018	Investment Profit or Loss	Accounted	23,761.83	Cr

Member Entitlement Accounts · Mrs Gail Williams · ABP - 3

24/06/2019	pasandi@armstrongadvisory.com.au	1/06/2018	Pension Establishment Post 07	Accounted	72,080.46	Cr
25/06/2019	pasandi@armstrongadvisory.com.au	30/06/2018	Income Taxes Allocated	Accounted	59.11	Cr
25/06/2019	pasandi@armstrongadvisory.com.au	30/06/2018	Investment Profit or Loss	Accounted	3,196.19	Cr

Member Entitlement Accounts · Mrs Gail Williams · Accumulation

24/06/2019	pasandi@armstrongadvisory.com.au	7/09/2017	G Williams Bub shares	Accounted	5,000.00	Cr
24/06/2019	pasandi@armstrongadvisory.com.au	7/09/2017	Deposit Bub shares	Accounted	3,395.00	Cr
24/06/2019	pasandi@armstrongadvisory.com.au	7/09/2017	Deposit Bub shares	Accounted	450.00	Cr
24/06/2019	pasandi@armstrongadvisory.com.au	7/09/2017	deposit Bub	Accounted	40.00	Cr
24/06/2019	pasandi@armstrongadvisory.com.au	25/09/2017	Depsit MYX shares	Accounted	1,300.00	Cr
24/06/2019	pasandi@armstrongadvisory.com.au	9/10/2017	Deposit Buddy	Accounted	1,000.00	Cr
24/06/2019	pasandi@armstrongadvisory.com.au	24/10/2017	Deposit BUD	Accounted	1,500.00	Cr
24/06/2019	pasandi@armstrongadvisory.com.au	31/10/2017	Kiz BUD	Accounted	5,000.00	Cr
24/06/2019	pasandi@armstrongadvisory.com.au	7/11/2017	Deposit Shares	Accounted	15,000.00	Cr
24/06/2019	pasandi@armstrongadvisory.com.au	15/11/2017	Bub shares	Accounted	7,500.00	Cr
24/06/2019	pasandi@armstrongadvisory.com.au	21/11/2017	Bub shares	Accounted	4,000.00	Cr
24/06/2019	pasandi@armstrongadvisory.com.au	22/11/2017	Deposit Bub shares	Accounted	1,000.00	Cr
24/06/2019	pasandi@armstrongadvisory.com.au	27/12/2017	Deposti from 458120653	Accounted	2,000.00	Cr
24/06/2019	pasandi@armstrongadvisory.com.au	1/03/2018	Contribution - payment of WPL retail offer	Accounted	1,512.00	Cr
24/06/2019	pasandi@armstrongadvisory.com.au	22/03/2018	cheque deposit	Accounted	15,023.02	Cr
24/06/2019	pasandi@armstrongadvisory.com.au	7/05/2018	Deposit nab shares	Accounted	500.00	Cr
24/06/2019	pasandi@armstrongadvisory.com.au	31/05/2018	Income Taxes Allocated	Accounted	685.05	Dr
24/06/2019	pasandi@armstrongadvisory.com.au	31/05/2018	Investment Profit or Loss	Accounted	8,545.49	Cr
24/06/2019	pasandi@armstrongadvisory.com.au	1/06/2018	Pension Establishment Post 07	Accounted	72,080.46	Dr

G K N K L WILLIAMS SUPER FUND

Bank Account Movements

For the period 1 July 2017 to 30 June 2018

Date	Description	Withdrawals	Deposits	Balance
Account:	<u>St George DIY Super Saver 493701939 (112-879 493701939)</u>			
1/07/2017	Opening Balance			87.26
01/07/2017	Credit Interest		1.63	88.89
03/07/2017	ANZ Dividend		846.40	935.29
04/07/2017	WBC Dividend		1,001.10	1,936.39
05/07/2017	BTT itm div		210.71	2,147.10
05/07/2017	NAB int dividned		1,538.46	3,685.56
20/07/2017	ATO		1,854.61	5,540.17
31/07/2017	Credit interest		2.56	5,542.73
07/08/2017	Harlovich SMSF s tax	1,320.00		4,222.73
28/08/2017	Withdrawal westpac cc	2,000.00		2,222.73
31/08/2017	Credit interest		2.68	2,225.41
07/09/2017	deposit Bub		40.00	2,265.41
07/09/2017	Deposit Bub shares		450.00	2,715.41
07/09/2017	Deposit Bub shares		3,395.00	6,110.41
07/09/2017	G Williams Bub shares		5,000.00	11,110.41
11/09/2017	withdrawal to 0000486793863	3,000.00		8,110.41
11/09/2017	Directshares BUY BUB	6,024.95		2,085.46
20/09/2017	LLC Dist		825.00	2,910.46
21/09/2017	Woodside int		309.77	3,220.23
21/09/2017	Rio Tinto		688.60	3,908.83
25/09/2017	Depsit MYX shares		1,300.00	5,208.83
25/09/2017	Deposit MYX shares		1,500.00	6,708.83
25/09/2017	Withdrawal Drawdown	1,500.00		5,208.83
25/09/2017	Directshares Buy BUB	2,319.95		2,888.88
26/09/2017	BHP Ltd dividend		573.44	3,462.32
28/09/2017	HSO Div		115.92	3,578.24
28/09/2017	Wesfarmers Ltd		549.60	4,127.84
28/09/2017	Withdrawal Westpac cc	600.00		3,527.84
28/09/2017	Directshres Buy MYX	2,659.95		867.89
29/09/2017	CBA fnl div		2,369.00	3,236.89
30/09/2017	Credit interest		2.30	3,239.19
03/10/2017	Depsit FMG shares		3,000.00	6,239.19
03/10/2017	Withdrawal	3,000.00		3,239.19
05/10/2017	Directshares Buy FMG	2,644.95		594.24
06/10/2017	WOW div		252.00	846.24
09/10/2017	Deposit Buddy		1,000.00	1,846.24
12/10/2017	South32 Dividend		86.47	1,932.71
12/10/2017	Directshares Buy BUD	1,769.95		162.76
24/10/2017	Deposit BUD		1,500.00	1,662.76
26/10/2017	Buy BUB	67.81		1,594.95
26/10/2017	Buy BUD	1,527.14		67.81
31/10/2017	Credit Interest		0.66	68.47
31/10/2017	Kiz BUD		5,000.00	5,068.47
02/11/2017	Buy BUD	2,389.95		2,678.52
02/11/2017	Buy BUD	2,619.95		58.57
07/11/2017	Deposit Shares		15,000.00	15,058.57
13/11/2017	BUY FMG	2,469.95		12,588.62
14/11/2017	BUY bUD	4,989.95		7,598.67
15/11/2017	Bub shares		7,500.00	15,098.67
20/11/2017	BUY FMG	4,669.95		10,428.72
21/11/2017	Bub shares		4,000.00	14,428.72
22/11/2017	Deposit Bub shares		1,000.00	15,428.72
22/11/2017	Withdrawal Bub shares	15,000.00		428.72
30/11/2017	Credit interest		4.52	433.24
13/12/2017	NAB fnl div		1,538.46	1,971.70
18/12/2017	ANZ dividend		846.40	2,818.10
20/12/2017	BTT fnl div		288.34	3,106.44
22/12/2017	WBC dividend		1,001.10	4,107.54
27/12/2017	Withdrawal of funds	4,000.00		107.54

G K N K L WILLIAMS SUPER FUND

Bank Account Movements

For the period 1 July 2017 to 30 June 2018

Date	Description	Withdrawals	Deposits	Balance
Account:	<u>St George DIY Super Saver 493701939 (112-879 493701939)</u>			
30/12/2017	Credit interest		0.98	108.52
31/01/2018	Credit interest		0.06	108.58
16/02/2018	CYBG dividend		4.79	113.37
28/02/2018	Credit interest		0.06	113.43
22/03/2018	Woodside fin		313.06	426.49
22/03/2018	LLC Dist		850.00	1,276.49
22/03/2018	cheque deposit		15,023.02	16,299.51
23/03/2018	HSD div		105.98	16,405.49
27/03/2018	BHP Ltd dividend		764.44	17,169.93
28/03/2018	CBA itm Div		2,060.00	19,229.93
31/03/2018	credit Interest		3.66	19,233.59
03/04/2018	BUY CBA	16,601.45		2,632.14
05/04/2018	South32 Dividend		101.23	2,733.37
05/04/2018	FMG interim div		220.00	2,953.37
05/04/2018	Wesfarmers Ltd int		471.74	3,425.11
06/04/2018	WOW div		216.72	3,641.83
12/04/2018	Rio Tinto Ltd AUF		1,142.65	4,784.48
30/04/2018	credit interest		3.28	4,787.76
07/05/2018	Deposit nab shares		500.00	5,287.76
09/05/2018	BUY NAB	5,244.95		42.81
31/05/2018	credit interest		0.82	43.63
29/06/2018	ATO ION OFFATO009000009392012		5,161.92	5,205.55
30/06/2018	CREDIT INTEREST		0.23	5,205.78
30/06/2018	Closing Balance	<u>86,420.85</u>	<u>91,539.37</u>	<u>5,205.78</u>
	Transactions : 81			

Account: **St George Retirement Access Plus 486793863 (112-879 486793863)**

1/07/2017	Opening Balance			5.00
07/08/2017	Deposit Harlovic SMSFs tax		1,320.00	1,325.00
07/08/2017	Withdrawal GKNKL Williams smsf	1,320.00		5.00
28/08/2017	Deposit Westpac cc		2,000.00	2,005.00
28/08/2017	Trf to westpac cards	1,000.00		1,005.00
30/08/2017	Withdrawal Drawdown	1,000.00		5.00
31/08/2017	Credit interest		0.01	5.01
11/09/2017	Deposit from 0000493701939		3,000.00	3,005.01
11/09/2017	Withdrawal to 49302470	3,000.00		5.01
25/09/2017	Deposit Drawdown		1,500.00	1,505.01
25/09/2017	Withdrawal MYX shares	1,500.00		5.01
28/09/2017	Deposit Withdrawal Westpac cc		600.00	605.01
28/09/2017	Withdrawal to 458120653	600.00		5.01
03/10/2017	Deposit Withdrawal		3,000.00	3,005.01
03/10/2017	Withdrawal FMG shares	3,000.00		5.01
22/11/2017	Deposit Bub shares		15,000.00	15,005.01
22/11/2017	To CIS - BUB SPP 2017	15,000.00		5.01
27/12/2017	Deposti from 458120653		2,000.00	2,005.01
27/12/2017	Deposit Withdrawal of funds		4,000.00	6,005.01
27/12/2017	Trf WDL to Westpac Cards	1,000.00		5,005.01
27/12/2017	Withdrawal to 458120653	2,000.00		3,005.01
30/12/2017	Credit interest		0.20	3,005.21
03/01/2018	Cheque Deposit		12,379.80	15,385.01
05/01/2018	Withdrawal Bi	3,000.00		12,385.01
17/01/2018	Withdrawal Bi	12,380.00		5.01
31/01/2018	Credit interest		4.42	9.43
30/06/2018	Closing Balance	<u>44,800.00</u>	<u>44,804.43</u>	<u>9.43</u>
	Transactions : 25			

G K N K L WILLIAMS SUPER FUND

Investment Summary as at 30 June 2018

Investment	Units	Average Cost Price	Market Price	Accounting Cost	Market Value	Unrealised Accounting Gain/(Loss)	Accounting Gain/(Loss) (%)	Portfolio Weight (%)
<u>Bank</u>								
St George DIY Super Saver 493701939				5,205.78	5,205.78			0.83%
St George Retirement Access Plus 486793863				9.43	9.43			- %
				5,215.21	5,215.21			0.83%
<u>Listed Securities Market</u>								
The A2 Milk Company Limited (ASX:A2M)	12,187.00000	0.5012	10.5200	6,107.54	128,207.24	122,099.70	1,999.16%	20.41%
Australia And New Zealand Banking Group Limited (ASX:ANZ)	1,058.00000	35.1561	28.2400	37,195.19	29,877.92	(7,317.27)	(19.67)%	4.76%
BHP Billiton Limited (ASX:BHP)	1,083.00000	18.4359	33.9100	19,966.05	36,724.53	16,758.48	83.93%	5.85%
Buru Energy Limited (ASX:BRU)	9,433.00000	0.5321	0.3150	5,019.44	2,971.40	(2,048.04)	(40.80)%	0.47%
Bubs Australia Limited (ASX:BUB)	22,367.00000	0.5971	0.7750	13,355.05	17,334.42	3,979.37	29.80%	2.76%
Buddy Technologies Ltd (ASX:BUD)	38,000.00000	0.2888	0.1250	10,974.80	4,750.00	(6,224.80)	(56.72)%	0.76%
Commonwealth Bank Of Australia. (ASX:CBA)	1,260.00000	73.1754	72.8700	92,200.97	91,816.20	(384.77)	(0.42)%	14.61%
Cybg PLC - Cdi 1:1 Foreign Exempt Lse (ASX:CYB)	276.00000	4.0100	5.6300	1,106.76	1,553.88	447.12	40.40%	0.25%
Fortescue Metals Group Ltd (ASX:FMG)	2,000.00000	4.8924	4.3900	9,784.85	8,780.00	(1,004.85)	(10.27)%	1.40%
Healthscope Limited. (ASX:HSO)	3,312.00000	3.0200	2.2100	10,002.24	7,319.52	(2,682.72)	(26.82)%	1.16%
Kazia Therapeutics Limited (ASX:KZA)	1,535.00000	3.3000	0.4250	5,065.45	652.38	(4,413.07)	(87.12)%	0.10%
Lendlease Group - Unit/Ordinary Fully Paid Stapled Securities (ASX:LLC)	2,500.00000	15.5559	19.8100	38,889.85	49,525.00	10,635.15	27.35%	7.88%
Liquefied Natural Gas Limited (ASX:LNG)	11,000.00000	2.8786	0.5800	31,664.75	6,380.00	(25,284.75)	(79.85)%	1.02%
Mayne Pharma Group Limited (ASX:MYX)	4,000.00000	0.6650	0.8700	2,659.95	3,480.00	820.05	30.83%	0.55%
National Australia Bank Limited (ASX:NAB)	1,734.00000	32.9068	27.4100	57,060.43	47,528.94	(9,531.49)	(16.70)%	7.56%
Pendal Group Limited (ASX:PDL)	1,109.00000	8.2000	9.9100	9,093.80	10,990.19	1,896.39	20.85%	1.75%
Rio Tinto Limited (ASX:RIO)	500.00000	58.2200	83.4400	29,110.00	41,720.00	12,610.00	43.32%	6.64%
South32 Limited (ASX:S32)	1,083.00000	0.6075	3.6100	657.90	3,909.63	3,251.73	494.26%	0.62%
Santos Limited (ASX:STO)	6,485.00000	5.0987	6.2700	33,065.25	40,660.95	7,595.70	22.97%	6.47%
Westpac Banking Corporation (ASX:WBC)	1,065.00000	36.5653	29.3000	38,942.00	31,204.50	(7,737.50)	(19.87)%	4.97%
Wesfarmers Limited (ASX:WES)	458.00000	43.5400	49.3600	19,941.32	22,606.88	2,665.56	13.37%	3.60%
Woolworths Group Limited (ASX:WOW)	504.00000	59.4776	30.5200	29,976.73	15,382.08	(14,594.65)	(48.69)%	2.45%

G K N K L WILLIAMS SUPER FUND
Investment Summary as at 30 June 2018

Investment	Units	Average Cost Price	Market Price	Accounting Cost	Market Value	Unrealised Accounting Gain/(Loss)	Accounting Gain/(Loss) (%)	Portfolio Weight (%)
<u>Listed Securities Market</u>								
Woodside Petroleum Limited (ASX:WPL)	556.00000	34.5988	35.4600	19,236.95	19,715.76	478.81	2.49%	3.14%
				521,077.27	623,091.42	102,014.15	19.58%	99.17%
				526,292.48	628,306.63	102,014.15	19.38%	100.00%

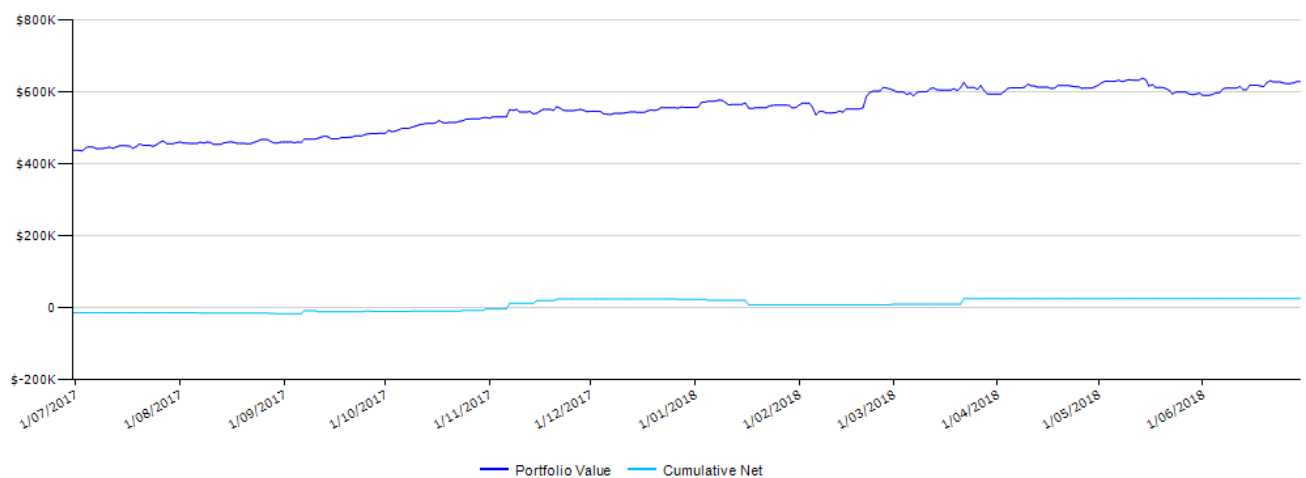
The accounting cost is the original cost base adjusted by any subsequent capital call/improvement or capital return transactions. In many cases, it is not the same as the adjusted or reduced cost base, or the reset cost base resulting from the CGT relief. To view the tax cost base and unrealised gain/(loss) for tax purposes refer to the Unrealised Capital Gains Report or change the report parameter to tax cost base.

G K N K L WILLIAMS SUPER FUND
Investment Movement and Returns Report
For the period from 01 July 2017 to 30 June 2018

Movement in Value

Starting Market Value	436,946.64
Net Addition	38,920.02
Realised and Unrealised Gains/Losses	126,103.99
Investment Income (excluding credits)	19,319.45
Portfolio Income	2.11
Portfolio Expenses	(518.00)
Other*	7,532.42
Ending Market Value	628,306.63
Movement in Value	191,359.99

Portfolio Value versus Cumulative Net Investment



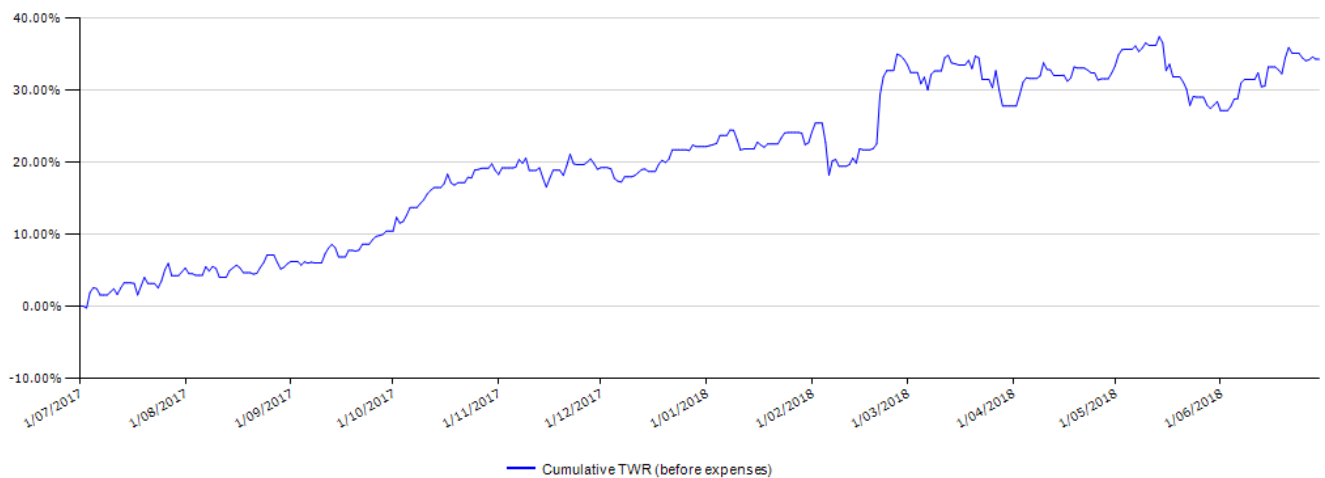
G K N K L WILLIAMS SUPER FUND
Investment Movement and Returns Report
For the period from 01 July 2017 to 30 June 2018

Portfolio Return

Realised and Unrealised Gains/Losses	126,103.99
Investment Income (excluding credits)	19,319.45
Credits	7,295.58
Total dollar return before expenses	152,719.02
Investment Expenses	0.00
Total dollar return after expenses	152,719.02

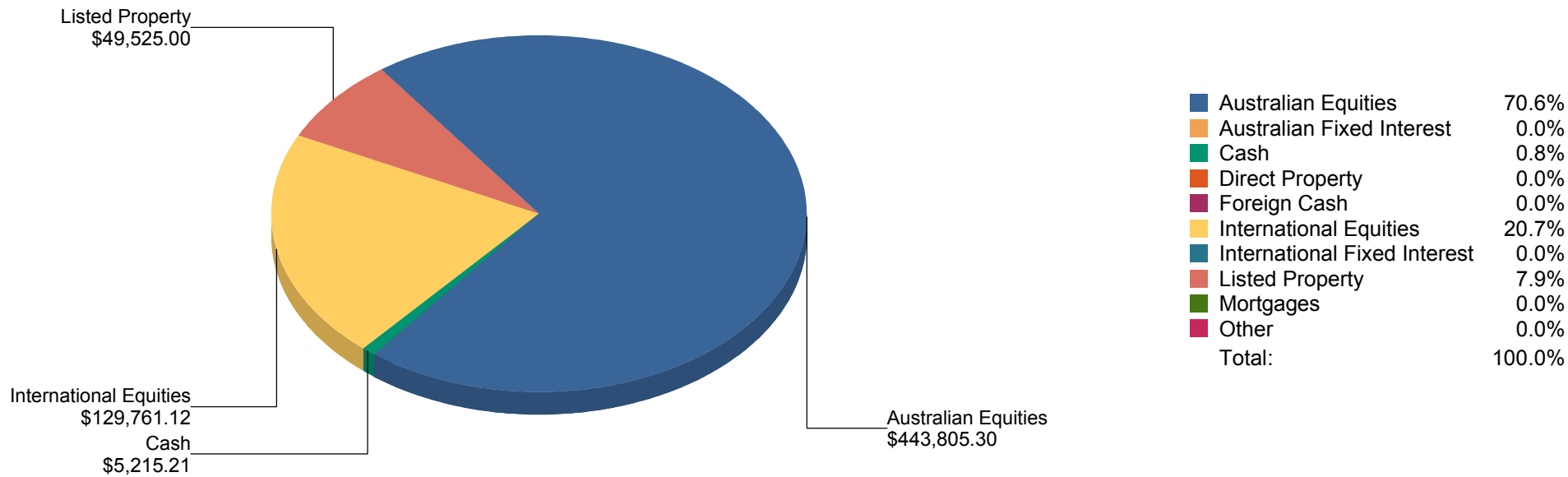
	1 year	3 years	Since 01/07/2016	Since 01/07/2017
Investment return before expenses (TWR)	34.24%	-	66.32%	34.24%

Return Over Time



G K N K L WILLIAMS SUPER FUND
Investment Allocation as at 30 June 2018

Current Asset Allocation



G K N K L WILLIAMS SUPER FUND

Investment Allocation as at 30 June 2018

	Australian Equities	Cash	International Equities	Listed Property	Total (\$)
Australia And New Zealand Banking Group Limited (ASX:ANZ)	29,877.92 100.00%	0.00 0.00%	0.00 0.00%	0.00 0.00%	29,877.92 100.00%
BHP Billiton Limited (ASX:BHP)	36,724.53 100.00%	0.00 0.00%	0.00 0.00%	0.00 0.00%	36,724.53 100.00%
Bubs Australia Limited (ASX:BUB)	17,334.42 100.00%	0.00 0.00%	0.00 0.00%	0.00 0.00%	17,334.42 100.00%
Buddy Technologies Ltd (ASX:BUD)	4,750.00 100.00%	0.00 0.00%	0.00 0.00%	0.00 0.00%	4,750.00 100.00%
Buru Energy Limited (ASX:BRU)	2,971.40 100.00%	0.00 0.00%	0.00 0.00%	0.00 0.00%	2,971.40 100.00%
Commonwealth Bank Of Australia. (ASX:CBA)	91,816.20 100.00%	0.00 0.00%	0.00 0.00%	0.00 0.00%	91,816.20 100.00%
Cybg PLC - Cdi 1:1 Foreign Exempt Lse (ASX:CYB)	0.00 0.00%	0.00 0.00%	1,553.88 100.00%	0.00 0.00%	1,553.88 100.00%
Fortescue Metals Group Ltd (ASX:FMG)	8,780.00 100.00%	0.00 0.00%	0.00 0.00%	0.00 0.00%	8,780.00 100.00%
Healthscope Limited. (ASX:HSO)	7,319.52 100.00%	0.00 0.00%	0.00 0.00%	0.00 0.00%	7,319.52 100.00%
Kazia Therapeutics Limited (ASX:KZA)	652.38 100.00%	0.00 0.00%	0.00 0.00%	0.00 0.00%	652.38 100.00%
Lendlease Group - Unit/Ordinary Fully Paid Stapled Securities (ASX:LLC)	0.00 0.00%	0.00 0.00%	0.00 0.00%	49,525.00 100.00%	49,525.00 100.00%
Liquefied Natural Gas Limited (ASX:LNG)	6,380.00 100.00%	0.00 0.00%	0.00 0.00%	0.00 0.00%	6,380.00 100.00%
Mayne Pharma Group Limited (ASX:MYX)	3,480.00 100.00%	0.00 0.00%	0.00 0.00%	0.00 0.00%	3,480.00 100.00%

	Australian Equities	Cash	International Equities	Listed Property	Total (\$)
National Australia Bank Limited (ASX:NAB)	47,528.94 100.00%	0.00 0.00%	0.00 0.00%	0.00 0.00%	47,528.94 100.00%
Pendal Group Limited (ASX:PDL)	10,990.19 100.00%	0.00 0.00%	0.00 0.00%	0.00 0.00%	10,990.19 100.00%
Rio Tinto Limited (ASX:RIO)	41,720.00 100.00%	0.00 0.00%	0.00 0.00%	0.00 0.00%	41,720.00 100.00%
Santos Limited (ASX:STO)	40,660.95 100.00%	0.00 0.00%	0.00 0.00%	0.00 0.00%	40,660.95 100.00%
South32 Limited (ASX:S32)	3,909.63 100.00%	0.00 0.00%	0.00 0.00%	0.00 0.00%	3,909.63 100.00%
St George DIY Super Saver 493701939	0.00 0.00%	5,205.78 100.00%	0.00 0.00%	0.00 0.00%	5,205.78 100.00%
St George Retirement Access Plus 486793863	0.00 0.00%	9.43 100.00%	0.00 0.00%	0.00 0.00%	9.43 100.00%
The A2 Milk Company Limited (ASX:A2M)	0.00 0.00%	0.00 0.00%	128,207.24 100.00%	0.00 0.00%	128,207.24 100.00%
Wesfarmers Limited (ASX:WES)	22,606.88 100.00%	0.00 0.00%	0.00 0.00%	0.00 0.00%	22,606.88 100.00%
Westpac Banking Corporation (ASX:WBC)	31,204.50 100.00%	0.00 0.00%	0.00 0.00%	0.00 0.00%	31,204.50 100.00%
Woodside Petroleum Limited (ASX:WPL)	19,715.76 100.00%	0.00 0.00%	0.00 0.00%	0.00 0.00%	19,715.76 100.00%
Woolworths Group Limited (ASX:WOW)	15,382.08 100.00%	0.00 0.00%	0.00 0.00%	0.00 0.00%	15,382.08 100.00%
Total	443,805.30 70.64%	5,215.21 0.83%	129,761.12 20.65%	49,525.00 7.88%	628,306.63 100.00%

NOTE: Investment Totals include Unsettled Amounts.

G K N K L WILLIAMS SUPER FUND

Foreign Cash Reconciliation Statement

For the period 1 July 2017 to 30 June 2018

Bank Statement Line Items

Matched Transaction(s)

Date	Description	Foreign Withdrawals	Foreign Deposits	Balance	AUD Withdrawals	AUD Deposits	Amount	Matched As	Account Name
------	-------------	------------------------	---------------------	---------	--------------------	-----------------	--------	------------	--------------

Currency:
Bank Account:
Opening Balance
Closing Balance

G K N K L WILLIAMS SUPER FUND
Statement of Taxable Income
For the Period from 1 July 2017 to 30 June 2018

			Tax Return Ref.	Amount
Description	Investment Reference	Date		
<u>Income</u>			<u>Section B</u>	
Net Capital Gain				
Deferred Capital Gain Realised		30 Jun 2018	A	0.00
Less Capital Losses Applied		30 Jun 2018	A	0.00
Less Discount		30 Jun 2018	A	0.00
Total Net Capital Gain			A	0.00
Total Gross Rent and Other Leasing & Hiring Income			B	0.00
Gross Interest				
ATO 2016		20 Jul 2017	C	2.11
Credit Interest	STGEODIY: St George DIY Super Saver 493701939	01 Jul 2017	C	1.63
Credit interest	STGEODIY: St George DIY Super Saver 493701939	31 Jul 2017	C	2.56
Credit interest	STGEODIY: St George DIY Super Saver 493701939	31 Aug 2017	C	2.68
Credit interest	STGEODIY: St George DIY Super Saver 493701939	30 Sep 2017	C	2.30
Credit Interest	STGEODIY: St George DIY Super Saver 493701939	31 Oct 2017	C	0.66
Credit interest	STGEODIY: St George DIY Super Saver 493701939	30 Nov 2017	C	4.52
Credit interest	STGEODIY: St George DIY Super Saver 493701939	30 Dec 2017	C	0.98
Credit interest	STGEODIY: St George DIY Super Saver 493701939	31 Jan 2018	C	0.06
Credit interest	STGEODIY: St George DIY Super Saver 493701939	28 Feb 2018	C	0.06
credit Interest	STGEODIY: St George DIY Super Saver 493701939	31 Mar 2018	C	3.66
credit interest	STGEODIY: St George DIY Super Saver 493701939	30 Apr 2018	C	3.28
credit interest	STGEODIY: St George DIY Super Saver 493701939	31 May 2018	C	0.82
CREDIT INTEREST	STGEODIY: St George DIY Super Saver 493701939	30 Jun 2018	C	0.23
Credit interest	STGEORET: St George Retirement Access Plus 486793863	31 Aug 2017	C	0.01
Credit interest	STGEORET: St George Retirement Access Plus 486793863	30 Dec 2017	C	0.20
Credit interest	STGEORET: St George Retirement Access Plus 486793863	31 Jan 2018	C	4.42
Less Rounding			C	(0.18)
Total Gross Interest			C	30.00
Total Forestry Managed Investment Scheme Income			X	0.00
Net Foreign Income				
CYB 1 PENCE; UNFRANKED; NIL CFI	CYB: Cybg PLC - Cdi 1:1 Foreign Exempt Lse	16 Feb 2018	D	4.79
Distribution - Tax Statement	LLC: Lendlease Group - Unit/Ordinary Fully Paid Stapled Securities	30 Jun 2018	D	4.72
Distribution - Tax Statement	LLC: Lendlease Group - Unit/Ordinary Fully Paid Stapled Securities	30 Jun 2018	D	4.59
Less Rounding			D	(0.10)
Total Net Foreign Income			D	14.00
Total Australian Franking Credits from a New Zealand Company			E	0.00
Total Transfers from Foreign Funds			F	0.00
Total Gross Payments where ABN not quoted			H	0.00

G K N K L WILLIAMS SUPER FUND
Statement of Taxable Income
For the Period from 1 July 2017 to 30 June 2018

Description	Investment Reference	Date	Tax	Amount
			Return Ref.	
Total Gross Distribution from Partnerships			I	0.00
Unfranked Dividend Amount				
BTT 5.7C FRANKED@30%; 13.3C CFI; DRP NIL DISC	BTT: BT Investment Management Limited	05 Jul 2017	J	147.50
BTT 6.5C FRANKED@30%; 19.5C CFI; DRP NIL DISC	BTT: BT Investment Management Limited	20 Dec 2017	J	216.26
HSO UNFRANKED; NIL CFI; DRP NIL DISCOUNT	HSO: Healthscope Limited.	28 Sep 2017	J	115.92
HSO UNFRANKED; NIL CFI; DRP NIL DISCOUNT	HSO: Healthscope Limited.	23 Mar 2018	J	105.98
S32 US7.3C;US6.73C FR@30%;0.57C CFI;US3CSPEC	S32: South32 Limited	05 Apr 2018	J	7.91
Less Rounding			J	(0.57)
Total Unfranked Dividend Amount			J	593.00
Franked Dividend Amount				
ANZ 80C FRANKED @ 30%; DRP & BSP NIL DISC	ANZ: Australia And New Zealand Banking Group Limited	03 Jul 2017	K	846.40
ANZ 80C FRANKED @ 30%; DRP & BSP NIL DISC	ANZ: Australia And New Zealand Banking Group Limited	18 Dec 2017	K	846.40
BHP US 43C FRANKED @30%	BHP: BHP Billiton Limited	26 Sep 2017	K	573.44
BHP US 55C FRANKED @30%	BHP: BHP Billiton Limited	27 Mar 2018	K	764.44
BTT 5.7C FRANKED@30%; 13.3C CFI; DRP NIL DISC	BTT: BT Investment Management Limited	05 Jul 2017	K	63.21
BTT 6.5C FRANKED@30%; 19.5C CFI; DRP NIL DISC	BTT: BT Investment Management Limited	20 Dec 2017	K	72.08
CBA 230C FRANKED @ 30%; DRP	CBA: Commonwealth Bank Of Australia.	29 Sep 2017	K	2,369.00
CBA 200C FRANKED@30%; DRP NIL DISCOUNT	CBA: Commonwealth Bank Of Australia.	28 Mar 2018	K	2,060.00
FMG 11C FRANKED @ 30%; DRP NIL DISCOUNT	FMG: Fortescue Metals Group Ltd	05 Apr 2018	K	220.00
NAB 99C FRANKED@ 30%;DRP&BSP NIL DISCOUNT	NAB: National Australia Bank Limited	05 Jul 2017	K	1,538.46
NAB 99C FR@ 30%; DRP; BSP NIL DISCOUNT	NAB: National Australia Bank Limited	13 Dec 2017	K	1,538.46
RIO 137.72C FRANKED@30%; DRP NIL DISCOUNT	RIO: Rio Tinto Limited	21 Sep 2017	K	688.60
RIO 228.53C FRANKED@30%; DRP NIL DISCOUNT	RIO: Rio Tinto Limited	12 Apr 2018	K	1,142.65
S32 US 6.4C FRANKED@30%	S32: South32 Limited	12 Oct 2017	K	86.47
S32 US7.3C;US6.73C FR@30%;0.57C CFI;US3CSPEC	S32: South32 Limited	05 Apr 2018	K	93.32
WBC 94C FRANKED@30%; DRP	WBC: Westpac Banking Corporation	04 Jul 2017	K	1,001.10
WBC 94C FRANKED@30%; DRP NIL DISCOUNT	WBC: Westpac Banking Corporation	22 Dec 2017	K	1,001.10
WES 120C FRANKED@30%; DRP NIL DISCOUNT	WES: Wesfarmers Limited	28 Sep 2017	K	549.60
WES 103C FRANKED@30%; DRP NIL DISCOUNT	WES: Wesfarmers Limited	05 Apr 2018	K	471.74
WOW 50C FRANKED @ 30%; DRP	WOW: Woolworths Group Limited	06 Oct 2017	K	252.00
WOW 43C FRANKED @ 30%; DRP	WOW: Woolworths Group Limited	06 Apr 2018	K	216.72
WPL US 49C FRANKED@30%; DRP SUSPENDED	WPL: Woodside Petroleum Limited	21 Sep 2017	K	309.77
WPL US 49C FRANKED@30%; DRP SUSPENDED	WPL: Woodside Petroleum Limited	22 Mar 2018	K	313.06
Less Rounding			K	(0.02)
Total Franked Dividend Amount			K	17,018.00
Dividend Franking Credit				
ANZ 80C FRANKED @ 30%; DRP & BSP NIL DISC	ANZ: Australia And New Zealand Banking Group Limited	03 Jul 2017	L	362.74
ANZ 80C FRANKED @ 30%; DRP & BSP NIL DISC	ANZ: Australia And New Zealand Banking Group Limited	18 Dec 2017	L	362.74
BHP US 43C FRANKED @30%	BHP: BHP Billiton Limited	26 Sep 2017	L	245.76
BHP US 55C FRANKED @30%	BHP: BHP Billiton Limited	27 Mar 2018	L	327.62
BTT 5.7C FRANKED@30%; 13.3C CFI; DRP NIL DISC	BTT: BT Investment Management Limited	05 Jul 2017	L	27.09

G K N K L WILLIAMS SUPER FUND
Statement of Taxable Income
For the Period from 1 July 2017 to 30 June 2018

Description	Investment Reference	Date	Tax Return	Amount
			Ref.	
BTT 6.5C FRANKED@30%; 19.5C CFI; DRP NIL DISC	BTT: BT Investment Management Limited	20 Dec 2017	L	30.89
CBA 230C FRANKED @ 30%; DRP	CBA: Commonwealth Bank Of Australia.	29 Sep 2017	L	1,015.29
CBA 200C FRANKED@30%; DRP NIL DISCOUNT	CBA: Commonwealth Bank Of Australia.	28 Mar 2018	L	882.86
FMG 11C FRANKED @ 30%; DRP NIL DISCOUNT	FMG: Fortescue Metals Group Ltd	05 Apr 2018	L	94.29
NAB 99C FRANKED@ 30%;DRP&BSP NIL DISCOUNT	NAB: National Australia Bank Limited	05 Jul 2017	L	659.34
NAB 99C FR@ 30%; DRP; BSP NIL DISCOUNT	NAB: National Australia Bank Limited	13 Dec 2017	L	659.34
RIO 137.72C FRANKED@30%; DRP NIL DISCOUNT	RIO: Rio Tinto Limited	21 Sep 2017	L	295.11
RIO 228.53C FRANKED@30%; DRP NIL DISCOUNT	RIO: Rio Tinto Limited	12 Apr 2018	L	489.71
S32 US 6.4C FRANKED@30%	S32: South32 Limited	12 Oct 2017	L	37.06
S32 US7.3C;US6.73C FR@30%;0.57C CFI;US3CSPEC	S32: South32 Limited	05 Apr 2018	L	39.99
WBC 94C FRANKED@30%; DRP	WBC: Westpac Banking Corporation	04 Jul 2017	L	429.04
WBC 94C FRANKED@30%; DRP NIL DISCOUNT	WBC: Westpac Banking Corporation	22 Dec 2017	L	429.04
WES 120C FRANKED@30%; DRP NIL DISCOUNT	WES: Wesfarmers Limited	28 Sep 2017	L	235.54
WES 103C FRANKED@30%; DRP NIL DISCOUNT	WES: Wesfarmers Limited	05 Apr 2018	L	202.17
WOW 50C FRANKED @ 30%; DRP	WOW: Woolworths Group Limited	06 Oct 2017	L	108.00
WOW 43C FRANKED @ 30%; DRP	WOW: Woolworths Group Limited	06 Apr 2018	L	92.88
WPL US 49C FRANKED@30%; DRP SUSPENDED	WPL: Woodside Petroleum Limited	21 Sep 2017	L	132.76
WPL US 49C FRANKED@30%; DRP SUSPENDED	WPL: Woodside Petroleum Limited	22 Mar 2018	L	134.17
Less Rounding			L	(0.43)
Total Dividend Franking Credit			L	7,293.00
Gross Trust Distributions				
LLC UNFRANKED; 28.419521C CFI; DRP NIL DISC	LLC: Lendlease Group - Unit/Ordinary Fully Paid Stapled Securities	01 Sep 2017	M	825.00
LLC UNFRANKED; 29.43223C CFI; DRP NIL DISC	LLC: Lendlease Group - Unit/Ordinary Fully Paid Stapled Securities	27 Feb 2018	M	850.00
Distribution - Tax Statement	LLC: Lendlease Group - Unit/Ordinary Fully Paid Stapled Securities	30 Jun 2018	M	(86.65)
Distribution - Tax Statement	LLC: Lendlease Group - Unit/Ordinary Fully Paid Stapled Securities	30 Jun 2018	M	(84.08)
Less Rounding			M	(0.27)
Total Gross Trust Distributions			M	1,504.00
Total Assessable Employer Contributions			R1	0.00
Total Assessable Personal Contributions			R2	0.00
Total No-TFN quoted contributions			R3	0.00
Total Transfer of Liability to life insurance company or PST			R6	0.00
Total Assessable Contributions			R	0.00
Total Other Income			S	0.00
Total Assessable Income Due to Changed Tax Status of Fund			T	0.00
Total Net Non-arm's Length Income			U	0.00
Exempt Current Pension Income				
Exempt Current Pension Income	Dividend Franking Credit	30 Jun 2018	Y	(6,803.00)
Exempt Current Pension Income	Franked Dividend Amount	30 Jun 2018	Y	(15,874.00)
Exempt Current Pension Income	Gross Interest	30 Jun 2018	Y	(28.00)
Exempt Current Pension Income	Gross Trust Distributions	30 Jun 2018	Y	(1,432.00)
Exempt Current Pension Income	Net Foreign Income	30 Jun 2018	Y	(13.00)
Exempt Current Pension Income	Unfranked Dividend Amount	30 Jun 2018	Y	(555.00)

G K N K L WILLIAMS SUPER FUND
Statement of Taxable Income
For the Period from 1 July 2017 to 30 June 2018

Description	Investment Reference	Date	Tax Return	Amount
			Ref.	
Total Exempt Current Pension Income			Y	(24,705.00)
Total Assessable Income				1,747.00
<u>Deductions</u>			<u>Section C</u>	
Total Interest Expenses within Australia			A	0.00
Total Interest Expenses Overseas			B	0.00
Total Capital Works Deductions			D	0.00
Total Deduction for Decline in Value of Depreciating Assets			E	0.00
Total Death or Disability Premiums			F	0.00
Total Death Benefit Increase			G	0.00
Total Approved Auditor Fee			H	0.00
Total Investment Expenses			I	0.00
Total Management and Administration Expenses			J	0.00
Total Forestry Managed Investment Scheme Deduction			U	0.00
Other Deductions				
ATO 2016		20 Jul 2017	L	259.00
ATO ION OFFATO009000009392012		29 Jun 2018	L	259.00
Total Other Deductions			L	518.00
Tax Losses Deducted				
Tax Losses Brought Forward		30 Jun 2018	M	0.00
Less Net Exempt Income		30 Jun 2018	M	0.00
Total Tax Losses Deducted			M	0.00
Total Deductions				518.00
Taxable Income or Loss		(V - N)	O	1,229.00

Income Tax Calculation Statement

Section D

Gross Tax

Gross Tax @ 15% for Concessional Income		30 Jun 2018	T1	184.35
Gross Tax @ 45% for Net Non-Arm's Length Income		30 Jun 2018	T1	0.00
No-TFN Quoted Contributions @ 32%		30 Jun 2018	J	0.00
Total Gross Tax				184.35

Credit: Foreign Tax Income Offset

Distribution - Tax Statement	LLC: Lendlease Group - Unit/Ordinary Fully Paid Stapled Securities	30 Jun 2018	C1	1.09
Distribution - Tax Statement	LLC: Lendlease Group - Unit/Ordinary Fully Paid Stapled Securities	30 Jun 2018	C1	1.06
Excessive Foreign Tax Credit Written Off		30 Jun 2018	C1	(2.15)
Total Credit: Foreign Tax Income Offset			C1	0.00
Total Credit: Rebates and Tax Offset			C2	0.00

G K N K L WILLIAMS SUPER FUND
Statement of Taxable Income
For the Period from 1 July 2017 to 30 June 2018

Description	Investment Reference	Date	Tax	Amount
			Return Ref.	
Rebates and Offsets			C	0.00
SUBTOTAL				184.35
Credit: Refundable Franking Credits				
ANZ 80C FRANKED @ 30%; DRP & BSP NIL DISC	ANZ: Australia And New Zealand Banking Group Limited	03 Jul 2017	E1	362.74
ANZ 80C FRANKED @ 30%; DRP & BSP NIL DISC	ANZ: Australia And New Zealand Banking Group Limited	18 Dec 2017	E1	362.74
BHP US 43C FRANKED @30%	BHP: BHP Billiton Limited	26 Sep 2017	E1	245.76
BHP US 55C FRANKED @30%	BHP: BHP Billiton Limited	27 Mar 2018	E1	327.62
BTT 5.7C FRANKED@30%; 13.3C CFI; DRP NIL DISC	BTT: BT Investment Management Limited	05 Jul 2017	E1	27.09
BTT 6.5C FRANKED@30%; 19.5C CFI; DRP NIL DISC	BTT: BT Investment Management Limited	20 Dec 2017	E1	30.89
CBA 230C FRANKED @ 30%; DRP	CBA: Commonwealth Bank Of Australia.	29 Sep 2017	E1	1,015.29
CBA 200C FRANKED@30%; DRP NIL DISCOUNT	CBA: Commonwealth Bank Of Australia.	28 Mar 2018	E1	882.86
FMG 11C FRANKED @ 30%; DRP NIL DISCOUNT	FMG: Fortescue Metals Group Ltd	05 Apr 2018	E1	94.29
NAB 99C FRANKED@ 30%;DRP&BSP NIL DISCOUNT	NAB: National Australia Bank Limited	05 Jul 2017	E1	659.34
NAB 99C FR@ 30%; DRP; BSP NIL DISCOUNT	NAB: National Australia Bank Limited	13 Dec 2017	E1	659.34
RIO 137.72C FRANKED@30%; DRP NIL DISCOUNT	RIO: Rio Tinto Limited	21 Sep 2017	E1	295.11
RIO 228.53C FRANKED@30%; DRP NIL DISCOUNT	RIO: Rio Tinto Limited	12 Apr 2018	E1	489.71
S32 US 6.4C FRANKED@30%	S32: South32 Limited	12 Oct 2017	E1	37.06
S32 US7.3C;US6.73C FR@30%;0.57C CFI;US3CSPEC	S32: South32 Limited	05 Apr 2018	E1	39.99
WBC 94C FRANKED@30%; DRP	WBC: Westpac Banking Corporation	04 Jul 2017	E1	429.04
WBC 94C FRANKED@30%; DRP NIL DISCOUNT	WBC: Westpac Banking Corporation	22 Dec 2017	E1	429.04
WES 120C FRANKED@30%; DRP NIL DISCOUNT	WES: Wesfarmers Limited	28 Sep 2017	E1	235.54
WES 103C FRANKED@30%; DRP NIL DISCOUNT	WES: Wesfarmers Limited	05 Apr 2018	E1	202.17
WOW 50C FRANKED @ 30%; DRP	WOW: Woolworths Group Limited	06 Oct 2017	E1	108.00
WOW 43C FRANKED @ 30%; DRP	WOW: Woolworths Group Limited	06 Apr 2018	E1	92.88
WPL US 49C FRANKED@30%; DRP SUSPENDED	WPL: Woodside Petroleum Limited	21 Sep 2017	E1	132.76
WPL US 49C FRANKED@30%; DRP SUSPENDED	WPL: Woodside Petroleum Limited	22 Mar 2018	E1	134.17
Total Credit: Refundable Franking Credits			E1	7,293.43
Total Credit: No-TFN Tax Offset			E2	0.00
Total Credit: Refundable National Rental Affordability Scheme Tax Offset			E3	0.00
Total Credit: Interest on Early Payments			H1	0.00
Total Credit: Foreign Resident Withholding			H2	0.00
Total Credit: ABN/TFN Not Quoted (Non-Individual)			H3	0.00
Total Credit: Interest on No-TFN Tax Offset			H6	0.00
Total Eligible Credits				0.00
Net Tax Payable				(7,109.08)
Total PAYG Instalments Raised			K	0.00
Total Supervisory Levy			L	259.00
Total Supervisory Levy Adjustment for Wound Up Funds			M	0.00

G K N K L WILLIAMS SUPER FUND**Statement of Taxable Income****For the Period from 1 July 2017 to 30 June 2018**

Description	Investment Reference	Date	Tax	Amount
			Return Ref.	
Total Supervisory Levy Adjustment for New Funds			N	0.00
Total Amount Due / (Refundable)				(6,850.08)

G K N K L WILLIAMS SUPER FUND
Foreign Income and Expenses Worksheet
For the period 1 July 2017 to 30 June 2018

Date	Description	Code	Market	Foreign Amount			Xrate	RBA Rate	Variance	AUD Amount		
				Gross	WHT	Net				Gross	WHT	Net

Currency:

G K N K L WILLIAMS SUPER FUND**Tax Accounting Reconciliation****For the period 1 July 2017 to 30 June 2018**

Operating Statement Profit vs. Provision for Income Tax		2018
		\$
Benefits Accrued as a Result of Operations before Income Tax		191,123.15
<u>ADD:</u>		
Pensions Paid		25,300.00
<u>LESS:</u>		
Increase in Market Value		126,103.99
Pension Exempt Income		24,705.00
Distributed Capital Gains		41.56
Non-Taxable Contributions		64,220.02
Non-Taxable Income		122.01
Rounding		1.57
Taxable Income or Loss		1,229.00
	Income Amount	Tax Amount
Gross Tax @ 15% for Concessional Income	1,229.00	184.35
Gross Tax @ 45% for Net Non-Arm's Length Income	0.00	0.00
No-TFN Quoted Contributions @ 32%	0.00	0.00
Change in Carried Forward Losses	0.00	0.00
Provision for Income Tax		184.35

Provision for Income Tax vs. Income Tax Expense

Provision for Income Tax	184.35
<u>ADD:</u>	
Excessive Foreign Tax Credit Writeoff	2.15
Income Tax Expense	186.50

Provision for Income Tax vs. Income Tax Payable

Provision for Income Tax	184.35
<u>ADD:</u>	
Excessive Foreign Tax Credit Writeoff	2.15
<u>LESS:</u>	
Franking Credits	7,293.43
Foreign Tax Credits	2.15
Income Tax Payable (Receivable)	(7,109.08)