

---

Financial statements and reports for the year ended  
30 June 2022

**TUCK SUPERANNUATION FUND**

---

Prepared for: Camellia Music Pty Ltd

---

**TUCK SUPERANNUATION FUND**

**Statement of Financial Position**

As at 30 June 2022

	Note	2022 \$	2021 \$
<b>Assets</b>			
<b>Investments</b>			
Plant and Equipment (at written down value)	2	13,521	16,155
Real Estate Properties ( Australian - Residential)	3	850,000	850,000
Shares in Listed Companies (Australian)	4	381,991	419,706
<b>Total Investments</b>		<u>1,245,512</u>	<u>1,285,861</u>
<b>Other Assets</b>			
Formation Expenses		699	699
Westpac DIY Super Working Account		3,852	9,349
Westpac DIY Super Savings		50,240	8,192
Westpac Cash Investment		699	363
Income Tax Refundable		6,404	3,887
<b>Total Other Assets</b>		<u>61,894</u>	<u>22,490</u>
<b>Total Assets</b>		<u>1,307,406</u>	<u>1,308,351</u>
<b>Net assets available to pay benefits</b>		<u>1,307,406</u>	<u>1,308,351</u>
Represented by:			
<b>Liability for accrued benefits allocated to members' accounts</b>			
	6, 7		
Tuck, Jill - Pension (Pension)		312,225	377,632
Tuck, Jill - Pension (Pension)		303,039	320,030
Tuck, Jill - Pension (Pension)		57,013	60,200
Tuck, Jill - Pension (Pension)		154,141	158,602
Tuck, Jill - Pension (Pension)		70,878	72,924
Tuck, Jill - Pension (Pension)		80,327	82,654
Tuck, Jill - Pension (Pension)		132,373	136,195
Tuck, Jill - Accumulation		100,107	100,114
Tuck, Jill - Pension (Account Based Pension 8)		97,303	0
<b>Total Liability for accrued benefits allocated to members' accounts</b>		<u>1,307,406</u>	<u>1,308,351</u>

**TUCK SUPERANNUATION FUND**

**Operating Statement**

For the year ended 30 June 2022

	Note	2022 \$	2021 \$
<b>Income</b>			
<b>Investment Income</b>			
Dividends Received	9	17,751	11,718
Interest Received		50	44
Property Income	10	21,032	20,592
<b>Contribution Income</b>			
Employer Contributions		366	434
Personal Non Concessional		100,000	100,000
Other Contributions		65	22
<b>Total Income</b>		<u>139,264</u>	<u>132,810</u>
<b>Expenses</b>			
Accountancy Fees		880	1,012
Administration Costs		56	55
ATO Supervisory Levy		259	259
Auditor's Remuneration		727	650
Depreciation		2,634	3,170
Postage, Printing and Stationery		15	0
Property Expenses - Non Specified		500	5,742
Property Expenses - Agents Commissions		1,667	0
Property Expenses - Council Rates		1,639	0
Property Expenses - Insurance Premium		349	0
Property Expenses - Repairs Maintenance		755	0
Property Expenses - Water Rates		1,023	0
		<u>10,504</u>	<u>10,888</u>
<b>Member Payments</b>			
Pensions Paid		97,000	140,000
<b>Investment Losses</b>			
Changes in Market Values	11	39,132	(330,586)
<b>Total Expenses</b>		<u>146,636</u>	<u>(179,698)</u>
<b>Benefits accrued as a result of operations before income tax</b>			
		<u>(7,372)</u>	<u>312,508</u>
Income Tax Expense	12	(6,426)	(3,913)
<b>Benefits accrued as a result of operations</b>		<u>(946)</u>	<u>316,417</u>

# Notes to the Financial Statements

For the year ended 30 June 2022

---

## Note 1: Summary of Significant Accounting Policies

The trustees have prepared the financial statements on the basis that the Superannuation Fund is not a reporting entity because it is not publicly accountable and is not required by law or governing document to prepare financial statements that comply with Australian Accounting Standards. The financial statements are therefore special purpose financial statements that have been prepared in order to meet the requirements of the Superannuation Industry (Supervision) Act 1993 and associated Regulations, the trust deed of the Fund and the needs of members.

The financial statements have been prepared on a cash basis and are based on historical costs, except for investments which have been measured at market value.

The following significant accounting policies, which are consistent with the policies applied in the previous period unless otherwise stated, have been adopted in the preparation of the financial statements.

The financial statements were authorised for issue by the Director(s).

### a. Measurement of Investments

The Fund initially recognises:

- (i) an investment when it controls the future economic benefits expected to flow from the asset. For financial assets, the trade date is considered to be the date on which control of the future economic benefits attributable to the asset passes to the Fund; and
- (ii) a financial liability on the date it becomes a party to the contractual provisions of the instrument.

Investments of the Fund have been measured at market value, which refers to the amount that a willing buyer could reasonably be expected to pay to acquire an asset from a willing seller if the following assumptions were made:

- that the buyer and the seller deal with each other at arm's length in relation to the sale;
- that the sale occurred after proper marketing of the asset; and
- that the buyer and the seller acted knowledgeably and prudentially in relation to the sale.

Market value has been determined as follows:

- (i) shares and other securities listed on the Australian Securities Exchange by reference to the relevant market quotations at the end of the reporting period;
- (ii) units in managed funds by reference to the unit redemption price at the end of the reporting period;
- (iii) fixed-interest securities by reference to the redemption price at the end of the reporting period;
- (iv) unlisted investments are stated at trustees' assessment based on estimated market value at balance date or where necessary, an external valuer's opinion; and
- (v) investment properties at the trustees' assessment of the market value or where necessary a qualified independent valuer's opinion at the end of reporting period.

Financial liabilities, such as trade creditors and other payables, are measured at the gross value of the outstanding balance at the end of the reporting period. The trustees have determined that the gross values of the Fund's financial liabilities is equivalent to their market values. Any remeasurement changes in the gross values of non-current financial liabilities (including liabilities for members' accrued benefits) are recognised in the operating statement in the periods in which they occur.

### b. Cash and Cash Equivalents

Cash and cash equivalents include cash on hand and at call, deposits with banks and short-term, highly liquid investments that are readily convertible to cash and subject to an insignificant risk of change in value.

### c. Revenue

Revenue is recognised to the extent that it is probable that the economic benefits will flow to the Fund and the revenue can be reliably measured. Revenue is recognised at the fair value of the consideration received or receivable.

# Notes to the Financial Statements

For the year ended 30 June 2022

## Interest revenue

Interest revenue is recognised in respect of fixed-interest securities, and cash and cash equivalent balances. Interest revenue is recognised upon receipt.

## Dividend revenue

Dividend revenue is recognised when the dividend has been paid or, in the case of dividend reinvestment schemes, when the dividend is credited to the benefit of the fund.

## Rental revenue

Rental revenue arising from operating leases on investment properties is recognised upon receipt.

## Distribution revenue

Distributions from unit trusts and managed funds are recognised as at the date the unit value is quoted ex-distribution and if not received at the end of the reporting period, are reflected in the statement of financial position as a receivable at market value.

## Remeasurement changes in market values

Remeasurement changes in the market values of assets are recognised as income and determined as the difference between the market value at year-end or consideration received (if sold during the year) and the market value as at the prior year-end or cost (if acquired during the period).

## Contributions

Contributions and transfers in are recognised when the control and the benefits from the revenue have been attained and are recorded by the Fund, gross of any taxes, in the period to which they relate.

## d. Liability for Accrued Benefits

The liability for accrued benefits represents the Fund's present obligation to pay benefits to members and beneficiaries, and has been calculated as the difference between the carrying amount of the assets and the carrying amount of the other payables and income tax liabilities as at the end of the reporting period.

## e. Critical Accounting Estimates and Judgements

The preparation of financial statements requires the trustees to make judgements, estimates and assumptions that affect the application of accounting policies and the reported amounts of assets and liabilities, income and expenses. Actual results may differ from these estimates.

Estimates and underlying assumptions are reviewed on an ongoing basis. Revisions to accounting estimates are recognised in the period in which the estimate is revised and in any future period affected.

## Note 2: Plant and Equipment (at written down value)

	2022	2021
	\$	\$
6/43-49 Gladesville Blvd - Shower Screen	244	271
6/43-49 Gladesville Blvd - Oven Griller	667	834
6/43-49 Gladesville Blvd - Cooktop	218	257
6/43-49 Gladesville Blvd - Rangehood	248	292
6/43-49 Gladesville Blvd - Carpet	612	765
6/43-49 Gladesville Blvd - Painting	3,220	4,025

TUCK SUPERANNUATION FUND

**Notes to the Financial Statements**

For the year ended 30 June 2022

6/43-49 Gladesville Blvd - Kitchen Renovation	7,096	8,348
6/43-49 Gladesville Blvd - Pergola	854	949
6/43-49 Gladesville Blvd - Door	278	309
6/43-49 Gladesville Blvd - Dishwasher	84	105
	<hr/>	<hr/>
	13,521	16,155
	<hr/>	<hr/>

**Note 3: Real Estate Properties ( Australian - Residential)**

	<b>2022</b>	<b>2021</b>
	<b>\$</b>	<b>\$</b>
6 43-49 Gladesville Blvd	850,000	850,000
	<hr/>	<hr/>
	850,000	850,000
	<hr/>	<hr/>

**Note 4: Shares in Listed Companies (Australian)**

	<b>2022</b>	<b>2021</b>
	<b>\$</b>	<b>\$</b>
Amp Limited	1,432	1,688
Bhp Billiton Limited - Ordinary Fully Paid	20,625	24,285
Brambles Limited	3,213	3,432
Commonwealth Bank of Australia. - Ordinary Fully Paid	67,695	74,803
Coles Group	11,238	10,784
Csl Limited	134,530	142,595
Endeavour Group Limited	3,785	3,145
Flight Centre Limited	6,076	5,198
Fortescue Metal Group Limited	14,900	19,839
Harvey Norman Holdings Limited	1,855	2,740
Jb Hi-Fi Limited	23,076	30,348
National Australia Bank Limited	8,244	7,892
Orica Limited	4,731	3,984
South 32	1,182	879
Sismetal Limited	4,113	4,980
Sonic Healthcare Limited	9,903	11,520
Sigma Company Limited	1,029	1,056
Telstra Corporation Limited	7,700	7,520
Woodside Energy Group Ltd	12,418	0
Wesfarmers Limited - Ordinary Fully Paid	26,445	37,292

**TUCK SUPERANNUATION FUND**

**Notes to the Financial Statements**

For the year ended 30 June 2022

Woolworths Limited	17,800	19,065
Woodside Petroleum Limited	0	6,663
	381,990	419,708

**Note 5: Banks and Term Deposits**

	2022 \$	2021 \$
<b>Banks</b>		
Westpac Cash Investment	699	363
Westpac DIY Super Savings	50,240	8,192
Westpac DIY Super Working Account	3,852	9,349
	54,791	17,904

**Note 6: Liability for Accrued Benefits**

	2022 \$	2021 \$
Liability for accrued benefits at beginning of year	1,308,351	991,934
Benefits accrued as a result of operations	(945)	316,417
Current year member movements	0	0
Liability for accrued benefits at end of year	1,307,405	1,308,351

**Note 7: Vested Benefits**

Vested benefits are benefits that are not conditional upon continued membership of the fund (or any factor other than resignation from the plan) and include benefits which members were entitled to receive had they terminated their fund membership as at the end of the reporting period.

	2022 \$	2021 \$
Vested Benefits	1,307,405	1,308,351

**Note 8: Guaranteed Benefits**

No guarantees have been made in respect of any part of the liability for accrued benefits.

**Note 9: Dividends**

	2022 \$	2021 \$
Amp Limited	0	150

**TUCK SUPERANNUATION FUND**

**Notes to the Financial Statements**

For the year ended 30 June 2022

Bhp Billiton Limited - Ordinary Fully Paid	5,076	1,033
Brambles Limited	88	77
Coca-Cola Amatil Limited	0	162
Coles Group	385	382
Commonwealth Bank of Australia. - Ordinary Fully Paid	2,809	1,858
Csl Limited	1,506	1,409
Endeavour Group Limited	98	0
Fortescue Metal Group Limited	2,524	2,100
Harvey Norman Holdings Limited	175	190
Jb Hi-Fi Limited	1,620	1,620
National Australia Bank Limited	382	181
Orica Limited	72	99
Sigma Company Limited	35	18
Simsmetal Limited	213	36
Sonic Healthcare Limited	285	261
South 32	58	10
Telstra Corporation Limited	320	320
Wesfarmers Limited - Ordinary Fully Paid	1,073	1,155
Woodside Petroleum Limited	562	155
Woolworths Limited	470	505
	17,751	11,721

**Note 10: Rental Income**

	<b>2022</b>	<b>2021</b>
	\$	\$
6 43-49 Gladesville Blvd	21,032	20,592
	21,032	20,592

**Note 11: Changes in Market Values**

**Unrealised Movements in Market Value**

	<b>2022</b>	<b>2021</b>
	\$	\$
<b>Real Estate Properties ( Australian - Residential)</b>		
6 43-49 Gladesville Blvd	0	265,000
	0	265,000

**Shares in Listed Companies (Australian)**



**TUCK SUPERANNUATION FUND**

**Notes to the Financial Statements**

For the year ended 30 June 2022

Amp Limited	(255)	(1,088)
Bhp Billiton Limited - Ordinary Fully Paid	(3,660)	6,375
Brambles Limited	(219)	171
Coca-Cola Amatil Limited	0	2,004
Coles Group	454	(50)
Commonwealth Bank of Australia. - Ordinary Fully Paid	(7,108)	22,807
Csl Limited	(8,065)	(905)
Endeavour Group Limited	640	1,264
Flight Centre Limited	878	1,306
Fortescue Metal Group Limited	(4,938)	8,066
Harvey Norman Holdings Limited	(885)	970
Jb Hi-Fi Limited	(7,272)	4,530
National Australia Bank Limited	352	2,408
Orica Limited	747	(1,008)
Sigma Company Limited	(27)	(53)
Simsmetal Limited	(867)	2,601
Sonic Healthcare Limited	(1,617)	2,391
South 32	303	267
Telstra Corporation Limited	180	1,260
Wesfarmers Limited - Ordinary Fully Paid	(9,585)	9,004
Woodside Energy Group Ltd	(520)	0
Woodside Petroleum Limited	3,596	168
Woolworths Limited	(1,265)	2,306
	(39,133)	64,794
<b>Total Unrealised Movement</b>	(39,133)	329,794
<b>Realised Movements in Market Value</b>		
	<b>2022</b>	<b>2021</b>
	<b>\$</b>	<b>\$</b>
<b>Shares in Listed Companies (Australian)</b>		
Coca-Cola Amatil Limited	0	792
	0	792
<b>Total Realised Movement</b>	0	792

TUCK SUPERANNUATION FUND

**Notes to the Financial Statements**

For the year ended 30 June 2022

<b>Changes in Market Values</b>	(39,133)	330,586
---------------------------------	----------	---------

**Note 12: Income Tax Expense**

	2022 \$	2021 \$
The components of tax expense comprise		
Current Tax	(6,426)	(3,909)
Income Tax Expense	(6,426)	(3,909)

The prima facie tax on benefits accrued before income tax is reconciled to the income tax as follows:

Prima facie tax payable on benefits accrued before income tax at 15%	(1,106)	46,876
Less:		
Tax effect of:		
Non Taxable Contributions	15,010	15,003
Increase in MV of Investments	0	49,469
Exempt Pension Income	6,441	5,127
Realised Accounting Capital Gains	0	119
Add:		
Tax effect of:		
Decrease in MV of Investments	5,870	0
SMSF Non-Deductible Expenses	1,448	1,468
Pension Payments	14,550	21,000
Franking Credits	1,012	638
Net Capital Gains	0	79
Rounding	0	(1)
Income Tax on Taxable Income or Loss	323	342
Less credits:		
Franking Credits	6,749	4,251
Current Tax or Refund	(6,426)	(3,909)

**TUCK SUPERANNUATION FUND**  
**Members Statement**

Jill Tuck  
 33 Gareth Avenue  
 Beaumaris, Victoria, 3193, Australia

**Your Details**

Date of Birth :	Provided	Nominated Beneficiaries:	N/A
Age:	74	Nomination Type:	N/A
Tax File Number:	Provided	Vested Benefits:	312,224
Date Joined Fund:	23/05/2003	Total Death Benefit:	312,224
Service Period Start Date:	23/05/2003	Current Salary:	0
Date Left Fund:		Previous Salary:	0
Member Code:	TUCJIL00001P	Disability Benefit:	0
Account Start Date:	24/10/2012		
Account Phase:	Retirement Phase		
Account Description:	Pension		

**Your Balance**

<b>Total Benefits</b>	<b>312,224</b>
<u>Preservation Components</u>	
Preserved	
Unrestricted Non Preserved	312,224
Restricted Non Preserved	
<u>Tax Components</u>	
Tax Free (51.81%)	192,805
Taxable	119,419

**Your Detailed Account Summary**

	<b>This Year</b>
Opening balance at 01/07/2021	377,633
<u>Increases to Member account during the period</u>	
Employer Contributions	
Personal Contributions (Concessional)	
Personal Contributions (Non Concessional)	
Government Co-Contributions	
Other Contributions	
Proceeds of Insurance Policies	
Transfers In	
Net Earnings	(1,169)
Internal Transfer In	
<u>Decreases to Member account during the period</u>	
Pensions Paid	64,240
Contributions Tax	
Income Tax	
No TFN Excess Contributions Tax	
Excess Contributions Tax	
Refund Excess Contributions	
Division 293 Tax	
Insurance Policy Premiums Paid	
Management Fees	
Member Expenses	
Benefits Paid/Transfers Out	
Superannuation Surcharge Tax	
Internal Transfer Out	
Closing balance at 30/06/2022	312,224


# Members Statement

## Trustee's Disclaimer

This statement has been prepared by the Trustee for the member whose name appears at the top of this statement. Every effort has been made by the Trustee to ensure the accuracy and completeness of this Statement. The Trustee does not accept any liability for any error, omission or misprint. All amounts shown in relation to benefits do not take into account any amounts which may be withheld to satisfy the requirements imposed by the Income Tax Assessment Act 1936.

Signed by all the trustees of the fund

Jill Tuck  
Director



# TUCK SUPERANNUATION FUND

## Members Statement

Jill Tuck  
 33 Gareth Avenue  
 Beaumaris, Victoria, 3193, Australia

### Your Details

Date of Birth :	Provided	Nominated Beneficiaries:	N/A
Age:	74	Nomination Type:	N/A
Tax File Number:	Provided	Vested Benefits:	303,039
Date Joined Fund:	23/05/2003	Total Death Benefit:	303,039
Service Period Start Date:		Current Salary:	0
Date Left Fund:		Previous Salary:	0
Member Code:	TUCJIL00002P	Disability Benefit:	0
Account Start Date:	01/07/2009		
Account Phase:	Retirement Phase		
Account Description:	Pension		

### Your Balance

Total Benefits	303,039
<u>Preservation Components</u>	
Preserved	
Unrestricted Non Preserved	303,039
Restricted Non Preserved	
<u>Tax Components</u>	
Tax Free (81.00%)	245,462
Taxable	57,577

### Your Detailed Account Summary

	This Year
Opening balance at 01/07/2021	320,030
<u>Increases to Member account during the period</u>	
Employer Contributions	
Personal Contributions (Concessional)	
Personal Contributions (Non Concessional)	
Government Co-Contributions	
Other Contributions	
Proceeds of Insurance Policies	
Transfers In	
Net Earnings	(991)
Internal Transfer In	
<u>Decreases to Member account during the period</u>	
Pensions Paid	16,000
Contributions Tax	
Income Tax	
No TFN Excess Contributions Tax	
Excess Contributions Tax	
Refund Excess Contributions	
Division 293 Tax	
Insurance Policy Premiums Paid	
Management Fees	
Member Expenses	
Benefits Paid/Transfers Out	
Superannuation Surcharge Tax	
Internal Transfer Out	
Closing balance at 30/06/2022	303,039

**TUCK SUPERANNUATION FUND**

**Members Statement**


---

**Trustee's Disclaimer**

This statement has been prepared by the Trustee for the member whose name appears at the top of this statement. Every effort has been made by the Trustee to ensure the accuracy and completeness of this Statement. The Trustee does not accept any liability for any error, omission or misprint. All amounts shown in relation to benefits do not take into account any amounts which may be withheld to satisfy the requirements imposed by the Income Tax Assessment Act 1936.

Signed by all the trustees of the fund

Jill Tuck  
Director

A handwritten signature in cursive script, appearing to read "Jill Tuck", is written over a horizontal line.

**TUCK SUPERANNUATION FUND**  
**Members Statement**

Jill Tuck  
 33 Gareth Avenue  
 Beaumaris, Victoria, 3193, Australia

**Your Details**

Date of Birth :	Provided	Nominated Beneficiaries:	N/A
Age:	74	Nomination Type:	N/A
Tax File Number:	Provided	Vested Benefits:	57,013
Date Joined Fund:	23/05/2003	Total Death Benefit:	57,013
Service Period Start Date:		Current Salary:	0
Date Left Fund:		Previous Salary:	0
Member Code:	TUCJIL00003P	Disability Benefit:	0
Account Start Date:	01/07/2016		
Account Phase:	Retirement Phase		
Account Description:	Pension		

**Your Balance**

<b>Total Benefits</b>	57,013
<u>Preservation Components</u>	
Preserved	
Unrestricted Non Preserved	57,013
Restricted Non Preserved	
<u>Tax Components</u>	
Tax Free (88.11%)	50,235
Taxable	6,779

**Your Detailed Account Summary**

	This Year
Opening balance at 01/07/2021	60,200
<u>Increases to Member account during the period</u>	
Employer Contributions	
Personal Contributions (Concessional)	
Personal Contributions (Non Concessional)	
Government Co-Contributions	
Other Contributions	
Proceeds of Insurance Policies	
Transfers In	
Net Earnings	(187)
Internal Transfer In	
<u>Decreases to Member account during the period</u>	
Pensions Paid	3,000
Contributions Tax	
Income Tax	
No TFN Excess Contributions Tax	
Excess Contributions Tax	
Refund Excess Contributions	
Division 293 Tax	
Insurance Policy Premiums Paid	
Management Fees	
Member Expenses	
Benefits Paid/Transfers Out	
Superannuation Surcharge Tax	
Internal Transfer Out	
Closing balance at 30/06/2022	57,013

**TUCK SUPERANNUATION FUND**

**Members Statement**


---

**Trustee's Disclaimer**

This statement has been prepared by the Trustee for the member whose name appears at the top of this statement. Every effort has been made by the Trustee to ensure the accuracy and completeness of this Statement. The Trustee does not accept any liability for any error, omission or misprint. All amounts shown in relation to benefits do not take into account any amounts which may be withheld to satisfy the requirements imposed by the Income Tax Assessment Act 1936.

Signed by all the trustees of the fund

Jill Tuck  
Director





# TUCK SUPERANNUATION FUND

## Members Statement

Jill Tuck  
 33 Gareth Avenue  
 Beaumaris, Victoria, 3193, Australia

### Your Details

Date of Birth :	Provided	Nominated Beneficiaries:	N/A
Age:	74	Nomination Type:	N/A
Tax File Number:	Provided	Vested Benefits:	154,141
Date Joined Fund:	23/05/2003	Total Death Benefit:	154,141
Service Period Start Date:		Current Salary:	0
Date Left Fund:		Previous Salary:	0
Member Code:	TUCJIL00004P	Disability Benefit:	0
Account Start Date:	01/07/2017		
Account Phase:	Retirement Phase		
Account Description:	Pension		

### Your Balance

<b>Total Benefits</b>	154,141
<u>Preservation Components</u>	
Preserved	
Unrestricted Non Preserved	154,141
Restricted Non Preserved	
<u>Tax Components</u>	
Tax Free (100.00%)	154,141
Taxable	

### Your Detailed Account Summary

	This Year
Opening balance at 01/07/2021	158,602
<u>Increases to Member account during the period</u>	
Employer Contributions	
Personal Contributions (Concessional)	
Personal Contributions (Non Concessional)	
Government Co-Contributions	
Other Contributions	
Proceeds of Insurance Policies	
Transfers In	
Net Earnings	(491)
Internal Transfer In	
<u>Decreases to Member account during the period</u>	
Pensions Paid	3,970
Contributions Tax	
Income Tax	
No TFN Excess Contributions Tax	
Excess Contributions Tax	
Refund Excess Contributions	
Division 293 Tax	
Insurance Policy Premiums Paid	
Management Fees	
Member Expenses	
Benefits Paid/Transfers Out	
Superannuation Surcharge Tax	
Internal Transfer Out	
Closing balance at 30/06/2022	154,141

TUCK SUPERANNUATION FUND


Members Statement

Trustee's Disclaimer

This statement has been prepared by the Trustee for the member whose name appears at the top of this statement. Every effort has been made by the Trustee to ensure the accuracy and completeness of this Statement. The Trustee does not accept any liability for any error, omission or misprint. All amounts shown in relation to benefits do not take into account any amounts which may be withheld to satisfy the requirements imposed by the Income Tax Assessment Act 1936.

Signed by all the trustees of the fund

Jill Tuck  
Director



# TUCK SUPERANNUATION FUND

## Members Statement

Jill Tuck  
 33 Gareth Avenue  
 Beaumaris, Victoria, 3193, Australia

### Your Details

Date of Birth :	Provided	Nominated Beneficiaries:	N/A
Age:	74	Nomination Type:	N/A
Tax File Number:	Provided	Vested Benefits:	70,878
Date Joined Fund:	23/05/2003	Total Death Benefit:	70,878
Service Period Start Date:		Current Salary:	0
Date Left Fund:		Previous Salary:	0
Member Code:	TUCJIL00005P	Disability Benefit:	0
Account Start Date:	01/07/2018		
Account Phase:	Retirement Phase		
Account Description:	Pension		

### Your Balance

<b>Total Benefits</b>	70,878
<u>Preservation Components</u>	
Preserved	
Unrestricted Non Preserved	70,878
Restricted Non Preserved	
<u>Tax Components</u>	
Tax Free (100.00%)	70,878
Taxable	

### Your Detailed Account Summary

	This Year
Opening balance at 01/07/2021	72,924
<u>Increases to Member account during the period</u>	
Employer Contributions	
Personal Contributions (Concessional)	
Personal Contributions (Non Concessional)	
Government Co-Contributions	
Other Contributions	
Proceeds of Insurance Policies	
Transfers In	
Net Earnings	(226)
Internal Transfer In	
<u>Decreases to Member account during the period</u>	
Pensions Paid	1,820
Contributions Tax	
Income Tax	
No TFN Excess Contributions Tax	
Excess Contributions Tax	
Refund Excess Contributions	
Division 293 Tax	
Insurance Policy Premiums Paid	
Management Fees	
Member Expenses	
Benefits Paid/Transfers Out	
Superannuation Surcharge Tax	
Internal Transfer Out	
Closing balance at 30/06/2022	70,878


# Members Statement

## Trustee's Disclaimer

This statement has been prepared by the Trustee for the member whose name appears at the top of this statement. Every effort has been made by the Trustee to ensure the accuracy and completeness of this Statement. The Trustee does not accept any liability for any error, omission or misprint. All amounts shown in relation to benefits do not take into account any amounts which may be withheld to satisfy the requirements imposed by the Income Tax Assessment Act 1936.

Signed by all the trustees of the fund

Jill Tuck  
Director



# TUCK SUPERANNUATION FUND

## Members Statement

Jill Tuck  
 33 Gareth Avenue  
 Beaumaris, Victoria, 3193, Australia

### Your Details

Date of Birth :	Provided	Nominated Beneficiaries:	N/A
Age:	74	Nomination Type:	N/A
Tax File Number:	Provided	Vested Benefits:	80,327
Date Joined Fund:	23/05/2003	Total Death Benefit:	80,327
Service Period Start Date:		Current Salary:	0
Date Left Fund:		Previous Salary:	0
Member Code:	TUCJIL00006P	Disability Benefit:	0
Account Start Date:	01/07/2019		
Account Phase:	Retirement Phase		
Account Description:	Pension		

### Your Balance

<b>Total Benefits</b>	80,327
<u>Preservation Components</u>	
Preserved	
Unrestricted Non Preserved	80,327
Restricted Non Preserved	
<u>Tax Components</u>	
Tax Free (100.00%)	81,665
Taxable	(1,337)

### Your Detailed Account Summary

	This Year
Opening balance at 01/07/2021	82,654
<u>Increases to Member account during the period</u>	
Employer Contributions	
Personal Contributions (Concessional)	
Personal Contributions (Non Concessional)	
Government Co-Contributions	
Other Contributions	
Proceeds of Insurance Policies	
Transfers In	
Net Earnings	(257)
Internal Transfer In	
<u>Decreases to Member account during the period</u>	
Pensions Paid	2,070
Contributions Tax	
Income Tax	
No TFN Excess Contributions Tax	
Excess Contributions Tax	
Refund Excess Contributions	
Division 293 Tax	
Insurance Policy Premiums Paid	
Management Fees	
Member Expenses	
Benefits Paid/Transfers Out	
Superannuation Surcharge Tax	
Internal Transfer Out	
Closing balance at 30/06/2022	80,327

TUCK SUPERANNUATION FUND


Members Statement

Trustee's Disclaimer

This statement has been prepared by the Trustee for the member whose name appears at the top of this statement. Every effort has been made by the Trustee to ensure the accuracy and completeness of this Statement. The Trustee does not accept any liability for any error, omission or misprint. All amounts shown in relation to benefits do not take into account any amounts which may be withheld to satisfy the requirements imposed by the Income Tax Assessment Act 1936.

Signed by all the trustees of the fund

Jill Tuck  
Director



# TUCK SUPERANNUATION FUND

## Members Statement

Jill Tuck  
 33 Gareth Avenue  
 Beaumaris, Victoria, 3193, Australia

### Your Details

Date of Birth :	Provided	Nominated Beneficiaries:	N/A
Age:	74	Nomination Type:	N/A
Tax File Number:	Provided	Vested Benefits:	132,373
Date Joined Fund:	23/05/2003	Total Death Benefit:	132,373
Service Period Start Date:		Current Salary:	0
Date Left Fund:		Previous Salary:	0
Member Code:	TUCJIL00007P	Disability Benefit:	0
Account Start Date:	01/07/2020		
Account Phase:	Retirement Phase		
Account Description:	Pension		

### Your Balance

<b>Total Benefits</b>	<b>132,373</b>
<u>Preservation Components</u>	
Preserved	
Unrestricted Non Preserved	132,373
Restricted Non Preserved	
<u>Tax Components</u>	
Tax Free (97.95%)	129,711
Taxable	2,662

### Your Detailed Account Summary

	This Year
Opening balance at 01/07/2021	136,195
<u>Increases to Member account during the period</u>	
Employer Contributions	
Personal Contributions (Concessional)	
Personal Contributions (Non Concessional)	
Government Co-Contributions	
Other Contributions	
Proceeds of Insurance Policies	
Transfers In	
Net Earnings	(422)
Internal Transfer In	
<u>Decreases to Member account during the period</u>	
Pensions Paid	3,400
Contributions Tax	
Income Tax	
No TFN Excess Contributions Tax	
Excess Contributions Tax	
Refund Excess Contributions	
Division 293 Tax	
Insurance Policy Premiums Paid	
Management Fees	
Member Expenses	
Benefits Paid/Transfers Out	
Superannuation Surcharge Tax	
Internal Transfer Out	
Closing balance at 30/06/2022	132,373

**TUCK SUPERANNUATION FUND**

**Members Statement**


---

**Trustee's Disclaimer**

This statement has been prepared by the Trustee for the member whose name appears at the top of this statement. Every effort has been made by the Trustee to ensure the accuracy and completeness of this Statement. The Trustee does not accept any liability for any error, omission or misprint. All amounts shown in relation to benefits do not take into account any amounts which may be withheld to satisfy the requirements imposed by the Income Tax Assessment Act 1936.

Signed by all the trustees of the fund

Jill Tuck  
Director



---



**TUCK SUPERANNUATION FUND**  
**Members Statement**

Jill Tuck  
 33 Gareth Avenue  
 Beaumaris, Victoria, 3193, Australia

**Your Details**

Date of Birth :	Provided	Nominated Beneficiaries:	N/A
Age:	74	Nomination Type:	N/A
Tax File Number:	Provided	Vested Benefits:	100,107
Date Joined Fund:	23/05/2003	Total Death Benefit:	100,107
Service Period Start Date:		Current Salary:	0
Date Left Fund:		Previous Salary:	0
Member Code:	TUCJIL00008A	Disability Benefit:	0
Account Start Date:	23/05/2003		
Account Phase:	Accumulation Phase		
Account Description:	Accumulation		

**Your Balance**

<b>Total Benefits</b>	100,107
<u>Preservation Components</u>	
Preserved	
Unrestricted Non Preserved	100,107
Restricted Non Preserved	
<u>Tax Components</u>	
Tax Free	100,065
Taxable	42

**Your Detailed Account Summary**

	This Year
Opening balance at 01/07/2021	100,114
<u>Increases to Member account during the period</u>	
Employer Contributions	366
Personal Contributions (Concessional)	
Personal Contributions (Non Concessional)	100,000
Government Co-Contributions	
Other Contributions	65
Proceeds of Insurance Policies	
Transfers In	
Net Earnings	(1)
Internal Transfer In	
<u>Decreases to Member account during the period</u>	
Pensions Paid	
Contributions Tax	55
Income Tax	268
No TFN Excess Contributions Tax	
Excess Contributions Tax	
Refund Excess Contributions	
Division 293 Tax	
Insurance Policy Premiums Paid	
Management Fees	
Member Expenses	
Benefits Paid/Transfers Out	
Superannuation Surcharge Tax	
Internal Transfer Out	100,114
Closing balance at 30/06/2022	100,107

# TUCK SUPERANNUATION FUND

## Members Statement


---

### Trustee's Disclaimer

This statement has been prepared by the Trustee for the member whose name appears at the top of this statement. Every effort has been made by the Trustee to ensure the accuracy and completeness of this Statement. The Trustee does not accept any liability for any error, omission or misprint. All amounts shown in relation to benefits do not take into account any amounts which may be withheld to satisfy the requirements imposed by the Income Tax Assessment Act 1936.

Signed by all the trustees of the fund

Jill Tuck  
Director



**TUCK SUPERANNUATION FUND**  
**Members Statement**

Jill Tuck  
 33 Gareth Avenue  
 Beaumaris, Victoria, 3193, Australia

**Your Details**

Date of Birth :	Provided	Nominated Beneficiaries:	N/A
Age:	74	Nomination Type:	N/A
Tax File Number:	Provided	Vested Benefits:	97,303
Date Joined Fund:	23/05/2003	Total Death Benefit:	97,303
Service Period Start Date:		Current Salary:	0
Date Left Fund:		Previous Salary:	0
Member Code:	TUCJIL00011P	Disability Benefit:	0
Account Start Date:	01/07/2021		
Account Phase:	Retirement Phase		
Account Description:	Account Based Pension 8		

**Your Balance**

<b>Total Benefits</b>	97,303
<u>Preservation Components</u>	
Preserved	
Unrestricted Non Preserved	97,303
Restricted Non Preserved	
<u>Tax Components</u>	
Tax Free (99.91%)	97,214
Taxable	89

**Your Detailed Account Summary**

	<b>This Year</b>
Opening balance at 01/07/2021	
<u>Increases to Member account during the period</u>	
Employer Contributions	
Personal Contributions (Concessional)	
Personal Contributions (Non Concessional)	
Government Co-Contributions	
Other Contributions	
Proceeds of Insurance Policies	
Transfers In	
Net Earnings	(311)
Internal Transfer In	100,114
<u>Decreases to Member account during the period</u>	
Pensions Paid	2,500
Contributions Tax	
Income Tax	
No TFN Excess Contributions Tax	
Excess Contributions Tax	
Refund Excess Contributions	
Division 293 Tax	
Insurance Policy Premiums Paid	
Management Fees	
Member Expenses	
Benefits Paid/Transfers Out	
Superannuation Surcharge Tax	
Internal Transfer Out	
Closing balance at 30/06/2022	97,303

**TUCK SUPERANNUATION FUND**

**Members Statement**


---

**Trustee's Disclaimer**

This statement has been prepared by the Trustee for the member whose name appears at the top of this statement. Every effort has been made by the Trustee to ensure the accuracy and completeness of this Statement. The Trustee does not accept any liability for any error, omission or misprint. All amounts shown in relation to benefits do not take into account any amounts which may be withheld to satisfy the requirements imposed by the Income Tax Assessment Act 1936.

Signed by all the trustees of the fund

Jill Tuck  
Director



## TUCK SUPERANNUATION FUND

# Trustees Declaration

Camellia Music Pty Ltd ACN: 161064268

---

The directors of the trustee company have determined that the Fund is not a reporting entity and that these special purpose financial statements should be prepared in accordance with the accounting policies described in Note 1 to the financial statements.

The directors of the trustee company declare that:

- (i) the financial statements and notes to the financial statements for the year ended 30 June 2022 present fairly, in all material respects, the financial position of the Superannuation Fund at 30 June 2022 and the results of its operations for the year ended on that date in accordance with the accounting policies described in Note 1 to the financial statements;
- (ii) the financial statements and notes to the financial statements have been prepared in accordance with the requirements of the trust deed; and
- (iii) the operation of the superannuation fund has been carried out in accordance with its trust deed and in compliance with the requirements of the Superannuation Industry (Supervision) Act 1993 and associated Regulations during the year ended 30 June 2022.

Signed in accordance with a resolution of the directors of the trustee company by:



.....  
Jill Tuck  
Camellia Music Pty Ltd  
Director

03 April 2023

# Minutes of a meeting of the Director(s)

held on 03 April 2023 at 33 Gareth Avenue, Beaumaris, Victoria 3193

---

- PRESENT:** Jill Tuck
- MINUTES:** The Chair reported that the minutes of the previous meeting had been signed as a true record.
- FINANCIAL STATEMENTS OF SUPERANNUATION FUND:** It was resolved that the financial statements would be prepared as special purpose financial statements as, in the opinion of the directors of the Trustee Company, the Superannuation Fund is not a reporting entity and therefore is not required to comply with all Australian Accounting Standards.
- The Chair tabled the financial statements and notes to the financial statements of the Superannuation Fund in respect of the year ended 30 June 2022 and it was resolved that such statements be and are hereby adopted as tabled.
- TRUSTEE'S DECLARATION:** It was resolved that the trustee's declaration of the Superannuation Fund be signed.
- ANNUAL RETURN:** Being satisfied that the Fund had complied with the requirements of the Superannuation Industry (Supervision) Act 1993 (SISA) and Regulations during the year ended 30 June 2022, it was resolved that the annual return be approved, signed and lodged with the Australian Taxation Office.
- TRUST DEED:** The Chair tabled advice received from the Fund's legal adviser confirming that the fund's trust deed is consistent with all relevant superannuation and trust law.
- INVESTMENT STRATEGY:** The allocation of the Fund's assets and the Fund's investment performance over the financial year were reviewed and found to be within the acceptable ranges outlined in the investment strategy. After considering the risk, rate of return, diversification and liquidity of the investments and the ability of the Fund to discharge its existing liabilities, it was resolved that the investment strategy continues to reflect the purposes and circumstances of the Fund and its members. Accordingly, no changes in the investment strategy were required.
- INSURANCE COVER:** The trustee(s) reviewed the current life and total and permanent disability insurance coverage on offer to the members and resolved that the current insurance arrangements were appropriate for the Fund.
- ALLOCATION OF INCOME:** It was resolved that the income of the Fund would be allocated to the members based on their average daily balance (an alternative allocation basis may be percentage of opening balance).
- INVESTMENT ACQUISITIONS:** It was resolved to ratify the investment acquisitions throughout the financial year ended 30 June 2022.
- INVESTMENT DISPOSALS:** It was resolved to ratify the investment disposals throughout the financial year ended 30 June 2022.
- AUDITORS:** It was resolved that
- Anthony Boys
- of
- Rundle Mall, Adelaide, South Australia 5000
- act as auditors of the Fund for the next financial year.

# Minutes of a meeting of the Director(s)

held on 03 April 2023 at 33 Gareth Avenue, Beaumaris, Victoria 3193

**TAX AGENTS:**

It was resolved that

Carolyn Taylor

act as tax agents of the Fund for the next financial year.

**TRUSTEE STATUS:**

Each of the trustee(s) confirmed that they are qualified to act as trustee(s) of the Fund and that they are not disqualified persons as defined by s 120 of the SISA.

**PAYMENT OF BENEFITS:**

The trustee has ensured that any payment of benefits made from the Fund, meets the requirements of the Fund's deed and does not breach the superannuation laws in relation to:

1. making payments to members; and,
2. breaching the Fund or the member investment strategy.

The trustee has reviewed the payment of the benefit and received advice that the transfer is in accordance with the Deed and the superannuation laws. As such the trustee has resolved to allow the payment of the benefits on behalf of the member.


**CLOSURE:**

All resolutions for this meeting were made in accordance with the SISA and Regulations.

There being no further business the meeting then closed.

Signed as a true record –

Jill Tuck  
Director



Chairperson

# TUCK SUPERANNUATION FUND Investment Summary Report

As at 30 June 2022

Investment	Units	Market Price	Market Value	Average Cost	Accounting Cost	Unrealised Gain/(Loss)	Gain/(Loss)%	Portfolio Weight%
<b>Cash/Bank Accounts</b>								
Westpac Cash Investment		699.200000	699.20	699.20	699.20			0.05 %
Westpac DIY Super Savings		50,239.870000	50,239.87	50,239.87	50,239.87			3.86 %
Westpac DIY Super Working Account		3,851.660000	3,851.66	3,851.66	3,851.66			0.30 %
			<b>54,790.73</b>		<b>54,790.73</b>			<b>4.21 %</b>
<b>Plant and Equipment (at written down value)</b>								
6/43-49 Gladesville Blvd - Carpet		612.000000	612.00	612.00	612.00			0.05 %
6/43-49 Gladesville Blvd - Cooktop		218.000000	218.00	218.00	218.00			0.02 %
6/43-49 Gladesville Blvd - Dishwasher		83.590000	83.59	83.59	83.59			0.01 %
6/43-49 Gladesville Blvd - Door		278.000000	278.00	278.00	278.00			0.02 %
6/43-49 Gladesville Blvd - Kitchen Renovation		7,096.000000	7,096.00	7,096.00	7,096.00			0.55 %
6/43-49 Gladesville Blvd - Oven Griller		667.000000	667.00	667.00	667.00			0.05 %
6/43-49 Gladesville Blvd - Painting		3,220.000000	3,220.00	3,220.00	3,220.00			0.25 %
6/43-49 Gladesville Blvd - Pergola		854.000000	854.00	854.00	854.00			0.07 %
6/43-49 Gladesville Blvd - Rangehood		248.000000	248.00	248.00	248.00			0.02 %
6/43-49 Gladesville Blvd - Shower Screen		244.010000	244.01	244.01	244.01			0.02 %
			<b>13,520.60</b>		<b>13,520.60</b>			<b>1.04 %</b>
<b>Real Estate Properties ( Australian - Residential)</b>								
TUCKPR1 6 43-49 Gladesville Blvd	1.00	850,000.000000	850,000.00	358,327.51	358,327.51	491,672.49	137.21 %	65.37 %
			<b>850,000.00</b>		<b>358,327.51</b>	<b>491,672.49</b>	<b>137.21 %</b>	<b>65.37 %</b>
<b>Shares in Listed Companies (Australian)</b>								
AMP.AX Amp Limited	1,500.00	0.9555000	1,432.50	4.29	6,434.95	(5,002.45)	(77.74) %	0.11 %
BHP.AX Bhp Billiton Limited - Ordinary Fully Paid	500.00	41.250000	20,625.00	22.30	11,150.74	9,474.26	84.97 %	1.59 %
BXB.AX Brambles Limited	300.00	10.710000	3,213.00	5.97	1,791.25	1,421.75	79.37 %	0.25 %



TUCK SUPERANNUATION FUND

Investment Summary Report

As at 30 June 2022

Investment	Units	Market Price	Market Value	Average Cost	Accounting Cost	Unrealised Gain/(Loss)	Gain/(Loss)%	Portfolio Weight%
COLAX	631.00	17.810000	11,238.11	5.17	3,263.76	7,974.35	244.33 %	0.86 %
CBA/AX Commonwealth Bank of Australia. - Ordinary Fully Paid	749.00	90.380000	67,694.62	36.52	27,351.04	40,343.58	147.50 %	5.21 %
CSLAX	500.00	269.060000	134,530.00	28.36	14,178.81	120,351.19	848.81 %	10.35 %
EDVAX	500.00	7.570000	3,785.00	3.76	1,880.79	1,904.21	101.25 %	0.29 %
FLTAX	350.00	17.360000	6,076.00	19.51	6,826.80	(750.80)	(11.00) %	0.47 %
FMCAX	850.00	17.530000	14,900.50	6.25	5,308.45	9,592.05	180.69 %	1.15 %
HVNAX	500.00	3.710000	1,855.00	2.45	1,224.95	630.05	51.43 %	0.14 %
JBHAX	600.00	38.460000	23,076.00	14.65	8,790.90	14,285.10	162.50 %	1.77 %
NAEAX	301.00	27.390000	8,244.39	25.69	7,732.87	511.52	6.61 %	0.63 %
ORIX	300.00	15.770000	4,731.00	13.61	4,081.51	649.49	15.91 %	0.36 %
SIGAX	1,774.00	0.580000	1,028.92	2.55	4,530.00	(3,501.08)	(77.29) %	0.08 %
SGNAX	300.00	13.710000	4,113.00	10.92	3,276.00	837.00	25.55 %	0.32 %
SHLAX	300.00	33.010000	9,903.00	13.20	3,959.95	5,943.05	150.08 %	0.76 %
S32AX	300.00	3.940000	1,182.00	1.70	511.33	670.67	131.16 %	0.09 %
TLSAX	2,000.00	3.850000	7,700.00	3.41	6,829.95	870.05	12.74 %	0.59 %
WESAX	631.00	41.910000	26,445.21	10.72	6,763.64	19,681.57	290.99 %	2.03 %
WDSAX	390.00	31.840000	12,417.60	33.17	12,937.44	(519.84)	(4.02) %	0.95 %
WOWAX	500.00	35.600000	17,800.00	22.75	11,373.56	6,426.44	56.50 %	1.37 %
			<b>381,990.85</b>		<b>150,188.69</b>	<b>231,792.16</b>	<b>154.32 %</b>	<b>29.38 %</b>
			<b>1,300,302.18</b>		<b>576,837.53</b>	<b>723,464.65</b>	<b>125.42 %</b>	<b>100.00 %</b>



**TUCK SUPERANNUATION FUND**  
**Investment Movement Report**

As at 30 June 2022

Investment	Opening Balance		Additions		Disposals		Closing Balance		Market Value
	Units	Cost	Units	Cost	Units	Cost	Units	Cost	
	1.00	949.00				(95.00)	1.00	854.00	
TUCK_6/43-49GLADESV4 - 6/43-49 Gladesville Blvd - Rangehood	1.00	292.00				(44.00)	1.00	248.00	
TUCK_6/43-49GLADESV1 - 6/43-49 Gladesville Blvd - Shower Screen	1.00	271.01				(27.00)	1.00	244.01	
		<b>16,154.60</b>				<b>(2,634.00)</b>		<b>13,520.60</b>	
<b>Real Estate Properties ( Australian - Residential)</b>									
TUCKPR1 - 6 43-49 Gladesville Blvd	1.00	358,327.51					1.00	358,327.51	850,000.00
		<b>358,327.51</b>						<b>358,327.51</b>	<b>850,000.00</b>
<b>Shares in Listed Companies (Australian)</b>									
AMP.AX - Amp Limited	1,500.00	6,434.95					1,500.00	6,434.95	1,432.50
BHP.AX - Bhp Billiton Limited - Ordinary Fully Paid	500.00	11,150.74					500.00	11,150.74	20,625.00
BXB.AX - Brambles Limited	300.00	1,791.25					300.00	1,791.25	3,213.00
COL.AX - Coles Group	631.00	3,263.76					631.00	3,263.76	11,238.11
CBA.AX - Commonwealth Bank of Australia. - Ordinary Fully Paid	749.00	27,351.04					749.00	27,351.04	67,694.62
CSL.AX - Csl Limited	500.00	14,178.81					500.00	14,178.81	134,530.00

**TUCK SUPERANNUATION FUND**  
**Investment Movement Report**

As at 30 June 2022

Investment	Opening Balance		Additions		Disposals		Closing Balance		Market Value
	Units	Cost	Units	Cost	Units	Cost	Units	Cost	
EDV.AX - Endeavour Group Limited	500.00	1,880.79					500.00	1,880.79	3,785.00
FLT.AX - Flight Centre Limited	350.00	6,826.80					350.00	6,826.80	6,076.00
FMG.AX - Fortescue Metal Group Limited	850.00	5,308.45					850.00	5,308.45	14,900.50
HVN.AX - Harvey Norman Holdings Limited	500.00	1,224.95					500.00	1,224.95	1,855.00
JBH.AX - Jb Hi-Fi Limited	600.00	8,790.90					600.00	8,790.90	23,076.00
NAB.AX - National Australia Bank Limited	301.00	7,732.87					301.00	7,732.87	8,244.39
ORI.AX - Orica Limited	300.00	4,081.51					300.00	4,081.51	4,731.00
SIG.AX - Sigma Company Limited	1,774.00	4,530.00					1,774.00	4,530.00	1,028.92
SGM.AX - Sismetal Limited	300.00	3,276.00					300.00	3,276.00	4,113.00
SHL.AX - Sonic Healthcare Limited	300.00	3,959.95					300.00	3,959.95	9,903.00
S32.AX - South 32	300.00	511.33					300.00	511.33	1,182.00
TLS.AX - Telstra Corporation Limited	2,000.00	6,829.95					2,000.00	6,829.95	7,700.00

TUCK SUPERANNUATION FUND

Investment Movement Report

As at 30 June 2022

Investment	Opening Balance		Additions		Disposals		Closing Balance		Market Value
	Units	Cost	Units	Cost	Units	Cost	Units	Cost	
WES.AX - Wesfarmers Limited - Ordinary Fully Paid	631.00	8,025.64				(1,262.00)	631.00	6,763.64	26,445.21
WDS.AX - Woodside Energy Group Ltd			390.00	12,937.44			390.00	12,937.44	12,417.60
WPL.AX - Woodside Petroleum Limited	300.00	10,259.04			(300.00)	(10,259.04)		0.00	
WOW.AX - Woolworths Limited	500.00	11,373.56					500.00	11,373.56	17,800.00
		<b>148,782.29</b>		<b>12,937.44</b>		<b>(11,521.04)</b>		<b>150,198.69</b>	<b>381,990.85</b>
		<b>541,168.47</b>		<b>84,918.52</b>		<b>(49,249.46)</b>		<b>576,837.53</b>	<b>1,286,781.58</b>

# TUCK SUPERANNUATION FUND Investment Income Report

As at 30 June 2022

Investment	Total Income	Franked	Unfranked	Interest/ Other	Franking Credits	Foreign Income	Foreign Credits * 1	Assessable Income (Excl. Capital Gains) * 2	TFN Deductions	Other	Distributed Capital Gains	Non- Assessable Payments
<b>Bank Accounts</b>												
Westpac Cash Investment	1.23			1.23	0.00	0.00	0.00	1.23			0.00	0.00
Westpac DIY Super Savings	47.84			47.84	0.00	0.00	0.00	47.84			0.00	0.00
Westpac DIY Super Working Account	0.73			0.73	0.00	0.00	0.00	0.73			0.00	0.00
	<b>49.80</b>			<b>49.80</b>	<b>0.00</b>	<b>0.00</b>	<b>0.00</b>	<b>49.80</b>			<b>0.00</b>	<b>0.00</b>
<b>Real Estate Properties ( Australian - Residential)</b>												
TUCKPR1 643-49 Gladesville Bvc	21,032.00							21,032.00				
	<b>21,032.00</b>							<b>21,032.00</b>				
<b>Shares in Listed Companies (Australian)</b>												
BHP.AX Bhp Billiton Limited - Ordinary Fully Paid	5,076.32	5,076.32	0.00		2,175.57			7,251.89		0.00		
BXB.AX Brambles Limited	87.90	26.37	61.53		11.30			99.20		0.00		
COL.AX Coles Group	384.91	384.91	0.00		164.96			549.87		0.00		
CBA.AX Commonwealth Bank of Australia. - Ordinary Fully Paid	2,808.75	2,808.75	0.00		1,203.75			4,012.50		0.00		
CSL.AX Csl Limited	1,506.28		1,506.28					1,506.28		0.00		
EDV.AX Endeavour Group Limited	97.50	62.50	35.00		26.79			124.29		0.00		
FMG.AX Fortescue Metal Group Limited	2,524.50	2,524.50	0.00		1,081.93			3,606.43		0.00		
HVN.AX Harvey Norman Holdings Limited	175.00	175.00	0.00		75.00			250.00		0.00		
JBH.AX Jb Hi-Fi Limited	1,620.00	1,620.00	0.00		694.28			2,314.28		0.00		
NAB.AX National Australia Bank Limited	382.27	382.27	0.00		163.83			546.10		0.00		
ORL.AX Orica Limited	72.00		72.00					72.00		0.00		
SIG.AX Sigma Company Limited	35.48	35.48	0.00		15.20			50.68		0.00		
SGM.AX Simsmetal Limited	213.00		213.00					213.00		0.00		
SHL.AX Sonic Healthcare Limited	285.00	169.50	115.50		72.64			357.64		0.00		
S32.AX South 32	58.24	58.24	0.00		24.96			83.20		0.00		
TLS.AX Telstra Corporation Limited	320.00	320.00	0.00		137.14			457.14		0.00		
WES.AX Wesfarmers Limited - Ordinary Fully Paid	1,072.70	1,072.70	0.00		459.73			1,532.43		0.00		

**TUCK SUPERANNUATION FUND**  
**Investment Income Report**

As at 30 June 2022

Investment	Total Income	Franked	Unfranked	Interest/ Other	Franking Credits	Foreign Income	Foreign Credits * 1	Assessable Income		Other Deductions	Distributed Capital Gains	Non- Assessable Payments
								(Excl. Capital Gains) * 2	TFN Credits			
WPLAX Woodside Petroleum Limited	561.57	561.57	0.00		240.68			802.25	0.00			
WOW_AX Woolworths Limited	470.00	470.00	0.00		201.43			671.43	0.00			
	<b>17,751.42</b>	<b>15,748.11</b>	<b>2,003.31</b>		<b>6,749.19</b>			<b>24,500.61</b>	<b>0.00</b>			
	<b>38,833.22</b>	<b>15,748.11</b>	<b>2,003.31</b>	<b>49.80</b>	<b>6,749.19</b>	<b>0.00</b>	<b>0.00</b>	<b>45,582.41</b>	<b>0.00</b>		<b>0.00</b>	<b>0.00</b>

Assessable Income (Excl. Capital Gains) **45,582.41**  
 Net Capital Gain **0.00**

**Total Assessable Income 45,582.41**

\* 1 Includes foreign credits from foreign capital gains.

\* 2 Assessable Income in the SMSF Annual Return will be different as capital gains and losses from disposals of assets have not been included.

For a breakdown of Distributed Capital Gains and Non-Assessable Payments refer to Distributions Reconciliation Report.

TUCK SUPERANNUATION FUND

Investment Summary with Market Movement

As at 30 June 2022

Investment	Units	Market Price	Market Value	Average Cost	Accounting Cost	Overall	Unrealised Current Year	Realised Movement
<b>Cash/Bank Accounts</b>								
Westpac Cash Investment		699.200000	699.20	699.20	699.20			
Westpac DIY Super Savings		50,239.870000	50,239.87	50,239.87	50,239.87			
Westpac DIY Super Working Account		3,851.660000	3,851.66	3,851.66	3,851.66			
			<b>54,790.73</b>		<b>54,790.73</b>			
<b>Plant and Equipment (at written down value)</b>								
6/43-49 Gladesville Blvd - Carpet		612.000000	612.00	612.00	612.00			
6/43-49 Gladesville Blvd - Cooktop		218.000000	218.00	218.00	218.00			
6/43-49 Gladesville Blvd - Dishwasher		83.590000	83.59	83.59	83.59			
6/43-49 Gladesville Blvd - Door		278.000000	278.00	278.00	278.00			
6/43-49 Gladesville Blvd - Kitchen Renovation		7,096.000000	7,096.00	7,096.00	7,096.00			
6/43-49 Gladesville Blvd - Oven Griller		667.000000	667.00	667.00	667.00			
6/43-49 Gladesville Blvd - Painting		3,220.000000	3,220.00	3,220.00	3,220.00			
6/43-49 Gladesville Blvd - Pergola		854.000000	854.00	854.00	854.00			
6/43-49 Gladesville Blvd - Rangehood		248.000000	248.00	248.00	248.00			
6/43-49 Gladesville Blvd - Shower Screen		244.010000	244.01	244.01	244.01			
			<b>13,520.60</b>		<b>13,520.60</b>			
<b>Real Estate Properties ( Australian - Residential)</b>								
TUCKPR1 6 43-49 Gladesville Blvd	1.00	850,000.000000	850,000.00	358,327.51	358,327.51	491,672.49	0.00	0.00
			<b>850,000.00</b>		<b>358,327.51</b>	<b>491,672.49</b>	<b>0.00</b>	<b>0.00</b>
<b>Shares in Listed Companies (Australian)</b>								
AMP.AX Amp Limited	1,500.00	0.955000	1,432.50	4.29	6,434.95	(5,002.45)	(255.00)	0.00
BHP.AX Bhp Billiton Limited - Ordinary Fully Paid	500.00	41.250000	20,625.00	22.30	11,150.74	9,474.26	(3,660.00)	0.00
BXB.AX Brambles Limited	300.00	10.710000	3,213.00	5.97	1,791.25	1,421.75	(219.00)	0.00
COL.AX Coles Group	631.00	17.810000	11,238.11	5.17	3,263.76	7,974.35	454.32	0.00
CBA.AX Commonwealth Bank of Australia - Ordinary Fully Paid	749.00	90.380000	67,694.62	36.52	27,351.04	40,343.58	(7,108.01)	0.00
CSL.AX Csl Limited	500.00	269.060000	134,530.00	28.36	14,178.81	120,351.19	(8,065.00)	0.00
EDV.AX Endeavour Group Limited	500.00	7.570000	3,785.00	3.76	1,880.79	1,904.21	640.00	0.00



**TUCK SUPERANNUATION FUND**

**Investment Summary with Market Movement**

As at 30 June 2022

Investment	Units	Market Price	Market Value	Average Cost	Accounting Cost	Overall	Unrealised Current Year	Realised Movement
FLT.AX Flight Centre Limited	350.00	17.360000	6,076.00	19.51	6,826.80	(750.80)	878.50	0.00
FMG.AX Fortescue Metal Group Limited	850.00	17.530000	14,900.50	6.25	5,308.45	9,592.05	(4,938.50)	0.00
HVN.AX Harvey Norman Holdings Limited	500.00	3.710000	1,855.00	2.45	1,224.95	630.05	(885.00)	0.00
JBH.AX Jb Hi-Fi Limited	600.00	38.460000	23,076.00	14.65	8,790.90	14,285.10	(7,272.00)	0.00
NAB.AX National Australia Bank Limited	301.00	27.390000	8,244.39	25.69	7,732.87	511.52	352.17	0.00
ORI.AX Orica Limited	300.00	15.770000	4,731.00	13.61	4,081.51	649.49	747.00	0.00
SIG.AX Sigma Company Limited	1,774.00	0.580000	1,028.92	2.55	4,530.00	(3,501.08)	(26.61)	0.00
SGM.AX Simsmetal Limited	300.00	13.710000	4,113.00	10.92	3,276.00	837.00	(867.00)	0.00
SHL.AX Sonic Healthcare Limited	300.00	33.010000	9,903.00	13.20	3,959.95	5,943.05	(1,617.00)	0.00
S3Z.AX South 32	300.00	3.940000	1,182.00	1.70	511.33	670.67	303.00	0.00
TLS.AX Telsira Corporation Limited	2,000.00	3.850000	7,700.00	3.41	6,829.95	870.05	180.00	0.00
WES.AX Wesfarmers Limited - Ordinary Fully Paid	631.00	41.910000	26,445.21	10.72	6,763.64	19,681.57	(9,584.89)	0.00
WDS.AX Woodside Energy Group Ltd	390.00	31.840000	12,417.60	33.17	12,937.44	(519.84)	(519.84)	0.00
WPL.AX Woodside Petroleum Limited	0.00	28.990000	0.00	0.00	0.00	0.00	3,596.04	0.00
WOW.AX Woolworths Limited	500.00	35.600000	17,800.00	22.75	11,373.56	6,426.44	(1,265.00)	0.00
			<b>381,990.85</b>		<b>150,198.69</b>	<b>231,792.16</b>	<b>(39,131.82)</b>	<b>0.00</b>
			<b>1,300,302.18</b>		<b>576,837.53</b>	<b>723,464.65</b>	<b>(39,131.82)</b>	<b>0.00</b>