
Workpapers - 2021 Financial Year

J Barbaro & Sons Staff Super Fund

Preparer: Kelly Fu

Reviewer: Kelly Fu

Printed: 24 January 2023

Lead Schedule

2021 Financial Year

Code	Workpaper	CY Balance	LY Balance	Change	Status
23800	Distributions Received	(\$522.09)	(\$683.12)	(23.57)%	Completed
24200	Contributions	(\$6,000.00)		100%	Completed
24700	Changes in Market Values of Investments	(\$7,114.70)	\$83,412.47	(108.53)%	Completed
25000	Interest Received	(\$98.41)	(\$80.55)	22.17%	Completed
28000	Property Income		(\$2,015.00)	100%	N/A - Not Applicable
30100	Accountancy Fees	\$2,640.00	\$2,530.00	4.35%	Completed
30400	ATO Supervisory Levy	\$259.00		100%	Completed
30700	Auditor's Remuneration	\$1,210.00	\$1,100.00	10%	Completed
31500	Bank Charges	\$19.50	\$27.50	(29.09)%	Completed
37900	Interest Paid		\$0.29	100%	N/A - Not Applicable
39000	Life Insurance Premiums		\$1,445.18	100%	N/A - Not Applicable
42201	Rates & Taxes - Hopkins Street (as per % of ownership)	\$1,295.69	\$3,910.21	(66.86)%	Completed
46000	Benefits Paid/Transfers Out			0%	Completed
48500	Income Tax Expense	\$733.12	(\$9,457.69)	(107.75)%	Completed
49000	Profit/Loss Allocation Account	\$7,577.89	(\$80,189.29)	(109.45)%	Completed
50000	Members	(\$453,736.64)	(\$456,158.75)	(0.53)%	Completed
60400	Bank Accounts	\$254,366.20	\$360,224.31	(29.39)%	Completed

Code	Workpaper	CY Balance	LY Balance	Change	Status
61800	Distributions Receivable	\$1,172.03	\$244.61	379.14%	Completed
62550	Reinvestment Residual Account	\$36.40	\$47.93	(24.06)%	Completed
65500	Deceased Estate Holding Account			0%	N/A - Not Applicable
68000	Sundry Debtors	\$60,128.47		100%	Completed
77250	Real Estate Properties (Australian - Non Residential)	\$147,250.84	\$215,162.58	(31.56)%	Completed
78200	Units in Listed Unit Trusts (Australian)	\$19,667.34	\$15,572.36	26.3%	Completed
78400	Units in Unlisted Unit Trusts (Australian)	\$3,975.11	\$5,330.73	(25.43)%	Completed
85000	Income Tax Payable /Refundable	(\$10,209.51)	(\$4,534.85)	125.13%	Completed
88000	Sundry Creditors		(\$112,442.91)	100%	Completed
89000	Deferred Tax Liability/Asset	(\$18,800.24)	(\$23,446.01)	(19.81)%	Completed
89002	Other Creditors	(\$3,850.00)		100%	Completed
A	Financial Statements				N/A - Not Applicable
B	Permanent Documents				N/A - Not Applicable
C	Other Documents				N/A - Not Applicable
D	Pension Documentation				N/A - Not Applicable
E	Estate Planning				N/A - Not Applicable

23800 - Distributions Received

2021 Financial Year

Preparer Kelly Fu

Reviewer Kelly Fu

Status Completed

Account Code	Description	CY Balance	LY Balance	Change
SFY.AX	SPDR S & P/ASX 50 Fund	(\$522.09)	(\$683.12)	(23.57)%
TOTAL		CY Balance	LY Balance	
		(\$522.09)	(\$683.12)	

Supporting Documents

- Distribution Reconciliation Report [Report](#)
- Investment Income Comparison Report [Report](#)
- 23800 - SFY_Tax_Statement_2020_21.pdf

Standard Checklist

- Attach a copy of all Tax Statements.
- Attach a copy of Distribution Reconciliation Report
- Ensure all Distributions have been reviewed on [Distribution Tax Automation](#)

J Barbaro & Sons Staff Super Fund Distribution Reconciliation Report

For The Period 01 July 2020 - 30 June 2021

Date	Payment Received	Non Primary Production Income (A) * ₁				Distributed Capital Gains (B) * ₂					Foreign Income * ₃		Non-Assessable			Taxable Income
		Franked	Unfranked	Interest/ Other	Franking Credits	Discounted (After Discount)	Rate * ₅	CGT Concession	Indexed	Other	Foreign Income	Foreign Credits	Tax Exempt	Tax Free	Tax Deferred / AMIT * ₆	
Units in Listed Unit Trusts (Australian)																
SFY.AX SPDR S & P/ASX 50 Fund																
12/10/2020	118.54						S									0.00
13/01/2021	106.06						S									0.00
14/04/2021	156.31						S									0.00
30/06/2021	141.18						S									0.00
30/06/2021	0.00	387.40	49.43	26.31	183.25	19.59	I	19.59	0.00	0.00	13.31	0.01	0.00	0.00	6.46	679.30
	522.09	387.40	49.43	26.31	183.25	19.59		19.59	0.00	0.00	13.31	0.01	0.00	0.00	6.46	679.30
	<i>Net Cash Distribution:</i>															
	522.09	387.40	49.43	26.31	183.25	19.59		19.59	0.00	0.00	13.31	0.01	0.00	0.00	6.46	679.30

J Barbaro & Sons Staff Super Fund Distribution Reconciliation Report

For The Period 01 July 2020 - 30 June 2021

Date	Non Primary Production Income (A) * ₁				Distributed Capital Gains (B) * ₂				Foreign Income * ₃		Non-Assessable				Taxable Income	
	Payment Received	Franked	Unfranked	Interest/ Other	Franking Credits	Discounted (After Discount)	Rate * ₅	CGT Concession	Indexed	Other	Foreign Income	Foreign Credits	Tax Exempt	Tax Free		Tax Deferred / AMIT * ₆
TOTAL	522.09	387.40	49.43	26.31	183.25	19.59		19.59	0.00	0.00	13.31	0.01	0.00	0.00	6.46	679.30

Total Distributed Gains

Discount Rate	Discounted	Gross
Superfund 1/3	0.00	0.00
Individual 50%(I)	19.59	39.18
Total	19.59	39.18

*₁ Summary of Non Primary Production Income (A)

Tax Label	Franked	Unfranked	Interest/Other	Less Other Deduction	Income Before Credits * ₇	Franking Credits	Total Including Credits
11M Gross trust distributions	387.40	49.43	26.31	0.00	463.14	183.25	646.39

*₂ Forms part of the Net Capital Gains calculation for Tax Label 11A.

*₃ Forms part of the Foreign Credits calculation for Tax Label 11D, D1, 13C1.

*₄ Taxable Income is designed to match Tax Statement provided by Fund Manager.

Taxable Income in the SMSF Annual Return will be different due to application of Capital Losses in Net Capital Gain calculation and application of different discount method.

*₅ This is the discount rate selected for the transaction. "S" being Super Funds at 1/3 and "I" being Individual at 50%.

*₆ AMIT cost base net increase is reflected as negative amount i.e. negative tax deferred and AMIT cost base net decrease is reflected as positive amount i.e. positive tax deferred.

*₇ Sum of Income Before Credits reconciles with Taxable Trust Distributions in Statement of Taxable Income.

^ Variance between Payment Received and Net Cash Distribution.

J Barbaro & Sons Staff Super Fund

Investment Income Comparison Report

As at 30 June 2021

Investment	Ledger Data			ASX & UUT Data						
	Transaction Date	Income Amount	Franking Credit	Date Payable	Ex Div/Dist Date	Units On Hand	45 Day Qualified	Amount per share/unit	Estimated Income	Estimated Franking*
Reconciled										
Units in Listed Unit Trusts (Australian)										
SFY.AX	SPDR S & P/ASX 50 Fund	118.54		12/10/2020	29/09/2020	295.00	295.00	0.4018	118.54	49.76
SFY.AX	SPDR S & P/ASX 50 Fund	106.06		13/01/2021	30/12/2020	297.00	297.00	0.3571	106.06	37.99
SFY.AX	SPDR S & P/ASX 50 Fund	156.31		14/04/2021	30/03/2021	299.00	299.00	0.5228	156.31	66.04
SFY.AX	SPDR S & P/ASX 50 Fund	141.18	183.25	30/06/2021						
SFY.AX	SPDR S & P/ASX 50 Fund			12/07/2021	29/06/2021	301.00	301.00	0.4690	141.18	29.45
		522.09	183.25					1.7507	522.09	183.24
		522.09	183.25					1.7507	522.09	183.24

*Franking credit is estimated using 45 day qualified units. The estimation might not be accurate for preference shares and hedging arrangements.



045 003860

MR MARK BARBARO &
MR STEVEN BARBARO
<J BARBARO & SONS SF ACCOUNT>
19-23 GRAHAM STREET
WINGFIELD SA 5013

Part A

Statement Date: 26 July 2021

Reference No.: I***1293**

**Attribution Managed Investment Trust Member Annual Statement
for the year ended 30 June 2021**

Part B: Summary of 2021 tax return (supplementary section) items for a resident individual

Non Australian residents should seek independent Australian tax advice.

Tax return (supplementary section)	Amount	Tax return label
Share of net income from trusts, less net capital gains, foreign income and franked distributions	\$75.75	13U
Franked distribution from trusts	\$570.64	13C
Other deductions relating to non-primary production income	\$0.00	13Y
Share of franking credits from franked dividends	\$183.25	13Q
Share of credit for foreign resident withholding amounts (excluding capital gains)	\$0.00	13A
Share of credit for tax amounts withheld	\$0.00	13R
Net capital gain	\$19.59	18A
Total current year capital gains	\$39.18	18H
Credit for foreign resident capital gains withholding amounts	\$0.00	18X
Assessable foreign source income	\$13.33	20E
Other net foreign source income	\$13.33	20M
Australian franking credits from a New Zealand franking company	\$0.00	20F
Foreign income tax offset *	\$0.01	20O
Early stage venture capital limited partnership: current year tax offset	\$0.00	T7K
Early stage investor: current year tax offset	\$0.00	T8L
Other refundable tax offsets: Exploration credits	\$0.00	T9P (code E)

*To work out your foreign income tax offset (FITO) entitlement, see **20 Foreign source income and foreign assets or property** or the Guide to foreign tax offset rules 2021.

Part B: Capital gains tax information – Additional information for item 18

	Amount	
Capital gains - discounted method	\$39.18	(gross amount)
Capital gains - indexation method	\$0.00	
Capital gains - other method	\$0.00	
Total current year capital gains	\$39.18	

Part C: Components of attribution

	Cash distributions	Tax paid or Franking credit (grossed up)	Attributable amount
Australian Income			
Dividends - unfranked amount declared to be CFI	\$37.34		\$37.34
Dividends - unfranked amount not declared to be CFI	\$12.09		\$12.09
Dividends - less LIC capital gain deduction	\$0.00		\$0.00
Interest (subject to non - resident withholding tax)	\$7.48		\$7.48
Interest (not subject to non - resident withholding tax)	\$0.00		\$0.00
Other assessable Australian income	\$17.65		\$17.65
Less other allowable trust deductions	\$0.00		\$0.00
NCMI – Non-primary production	\$1.14		\$1.14
Excluded from NCMI – Non-primary production	\$0.05		\$0.05
Non-primary production income	\$75.75		\$75.75
Dividends - Franked amount	\$387.39	\$183.25	\$570.64
Capital Gains			
Capital gains - discounted method TAP	\$9.11		\$9.11
Capital gains - discounted method NTAP	\$10.48	\$0.00	\$10.48
Capital gains - indexation method TAP	\$0.00		\$0.00
Capital gains - indexation method NTAP	\$0.00	\$0.00	\$0.00
Capital gains - other method TAP	\$0.00		\$0.00
Capital gains - other method NTAP	\$0.00	\$0.00	\$0.00
Net capital gains	\$19.59	\$0.00	\$19.59
AMIT CGT gross up amount			\$19.59
Other capital gains distribution	\$19.59		
Total current year capital gains	\$39.18	\$0.00	\$39.18
NCMI capital gains	\$0.00		\$0.00
Excluded from NCMI capital gains	\$0.00		\$0.00
Foreign Income			
Other net foreign source income	\$13.32	\$0.01	\$13.33
Assessable foreign source income	\$13.32	\$0.01	\$13.33
Australian franking credit from a New Zealand franking company		\$0.00	\$0.00
CFC income	\$0.00		\$0.00
Transferor trust income	\$0.00		\$0.00
Total foreign income	\$13.32	\$0.01	\$13.33
Other Non-assessable Amounts			
Net exempt income	\$0.00		
Non-assessable non-exempt amount	\$0.00		
Other non-attributable amounts	\$6.45		
Total Non-assessable amounts	\$6.45		
Gross Cash Distribution	\$522.09		
Other deductions from Distribution			
Less: withholding tax	\$0.00		
Net Cash Distribution	\$522.09		

Part D : Tax offsets

Tax offsets	Amount
Franking credit tax offset	\$183.25
Foreign income tax offset	\$0.01
Total tax offsets	\$183.26

Part E: Attribution Managed Investment Trust ('AMIT') cost base adjustments

AMIT cost base net amount - excess (decrease)	\$6.45
AMIT cost base net amount - shortfall (increase)	\$0.00

Part F: Payment summary information for the year ended 30 June 2021

	Attribution/Amount	Tax paid
Total fund payment	\$0.00	\$0.00
Non-resident withholding amount	\$0.00	\$0.00
Deemed payment - Dividend	\$0.00	\$0.00
Deemed payment - Interest	\$0.00	\$0.00
Deemed payment - Royalties	\$0.00	\$0.00
Deemed payment - Fund payment	\$0.00	\$0.00

Note: FITOs are not split into their components (representing the type of income/gains they have arisen on) and they have not been reduced where they arise on discounted capital gains. Investors should seek their own advice in this respect from their professional tax advisor.

Please retain this statement for income tax purposes.

24200 - Contributions

2021 Financial Year

Preparer Kelly Fu

Reviewer Kelly Fu

Status Completed

Account Code	Description	CY Balance	LY Balance	Change
BARANT00001A	(Contributions) Barbaro, Anthony John - Accumulation (Accumulation)	(\$3,000.00)		100%
BARMAR00001A	(Contributions) Barbaro, Mark Joseph - Accumulation (Accumulation)	(\$3,000.00)		100%
BARSTE00001A	(Contributions) Barbaro, Steven James - Accumulation (Accumulation)			0%
GABDON00001A	(Contributions) Gabbusch, Donna Marie - Accumulation (Accumulation)			0%
TOTAL		CY Balance	LY Balance	
		(\$6,000.00)		

Supporting Documents

- Contributions Breakdown Report [Report](#)
- 24200 - ContributionsSummaryNoComparativeReport 2021.pdf

Standard Checklist

- Attach copies of S290-170 notices (if necessary)
- Attach copy of Contributions Breakdown Report
- Attach SuperStream Contribution Data Report
- Check Fund is registered for SuperStream (if necessary)
- Ensure all Contributions have been allocated from Bank Accounts
- Ensure Work Test is satisfied if members are over 65

J Barbaro & Sons Staff Super Fund

Contributions Breakdown Report

For The Period 01 July 2020 - 30 June 2021

Summary

Member	D.O.B	Age (at 30/06/2020)	Total Super Balance (at 30/06/2020) *1	Concessional	Non-Concessional	Other	Reserves	Total
Barbaro, Anthony John	Provided	55	150,394.86	3,000.00	0.00	0.00	0.00	3,000.00
Barbaro, Mark Joseph	Provided	45	115,697.98	3,000.00	0.00	0.00	0.00	3,000.00
Barbaro, Steven James	Provided	53	164,454.47	0.00	0.00	0.00	0.00	0.00
Gabbusch, Donna Marie	Provided	47	64,900.43	0.00	0.00	0.00	0.00	0.00
All Members				6,000.00	0.00	0.00	0.00	6,000.00

*1 TSB can include information external to current fund's transaction records. The amount is per individual across all funds.

Contribution Caps

Member	Contribution Type	Contributions	Cap	Current Position
Barbaro, Anthony John	Concessional (5 year carry forward cap available)	3,000.00	75,000.00	72,000.00 Below Cap
	Non-Concessional	0.00	100,000.00	100,000.00 Below Cap
Barbaro, Mark Joseph	Concessional (5 year carry forward cap available)	3,000.00	75,000.00	72,000.00 Below Cap
	Non-Concessional	0.00	100,000.00	100,000.00 Below Cap
Barbaro, Steven James	Concessional (5 year carry forward cap available)	0.00	75,000.00	75,000.00 Below Cap
	Non-Concessional	0.00	100,000.00	100,000.00 Below Cap
Gabbusch, Donna Marie	Concessional (5 year carry forward cap available)	0.00	75,000.00	75,000.00 Below Cap
	Non-Concessional	0.00	100,000.00	100,000.00 Below Cap

Carry Forward Unused Concessional Contribution Cap

Member	2016	2017	2018	2019	2020	2021	Current Position
--------	------	------	------	------	------	------	------------------

Barbaro, Anthony John

Concessional Contribution Cap	35,000.00	35,000.00	25,000.00	25,000.00	25,000.00	25,000.00	
Concessional Contribution	0.00	0.00	0.00	0.00	0.00	3,000.00	
Unused Concessional Contribution	0.00	0.00	0.00	25,000.00	25,000.00	22,000.00	
Cumulative Carry Forward Unused	N/A	N/A	N/A	0.00	25,000.00	50,000.00	
Maximum Cap Available	35,000.00	35,000.00	25,000.00	25,000.00	50,000.00	75,000.00	72,000.00 Below Cap
Total Super Balance	0.00	0.00	171,185.33	175,116.92	175,851.85	150,394.86	

Barbaro, Mark Joseph

Concessional Contribution Cap	30,000.00	30,000.00	25,000.00	25,000.00	25,000.00	25,000.00	
Concessional Contribution	0.00	0.00	0.00	0.00	0.00	3,000.00	
Unused Concessional Contribution	0.00	0.00	0.00	25,000.00	25,000.00	22,000.00	
Cumulative Carry Forward Unused	N/A	N/A	N/A	0.00	25,000.00	50,000.00	
Maximum Cap Available	30,000.00	30,000.00	25,000.00	25,000.00	50,000.00	75,000.00	72,000.00 Below Cap
Total Super Balance	0.00	0.00	130,915.37	135,833.54	135,759.69	115,697.98	

Barbaro, Steven James

Concessional Contribution Cap	30,000.00	35,000.00	25,000.00	25,000.00	25,000.00	25,000.00	
Concessional Contribution	0.00	0.00	0.00	0.00	0.00	0.00	
Unused Concessional Contribution	0.00	0.00	0.00	25,000.00	25,000.00	25,000.00	
Cumulative Carry Forward Unused	N/A	N/A	N/A	0.00	25,000.00	50,000.00	
Maximum Cap Available	30,000.00	35,000.00	25,000.00	25,000.00	50,000.00	75,000.00	75,000.00 Below Cap
Total Super Balance	0.00	0.00	193,488.25	196,284.67	195,887.07	164,454.47	

Gabbusch, Donna Marie

Concessional Contribution Cap	30,000.00	30,000.00	25,000.00	25,000.00	25,000.00	25,000.00	
Concessional Contribution	0.00	0.00	0.00	0.00	0.00	0.00	
Unused Concessional Contribution	0.00	0.00	0.00	25,000.00	25,000.00	25,000.00	
Cumulative Carry Forward Unused	N/A	N/A	N/A	0.00	25,000.00	50,000.00	
Maximum Cap Available	30,000.00	30,000.00	25,000.00	25,000.00	50,000.00	75,000.00	75,000.00 Below Cap
Total Super Balance	0.00	0.00	85,733.71	89,080.25	88,385.81	64,900.43	

NCC Bring Forward Caps

Member	Bring Forward Cap	2018	2019	2020	2021	Total	Current Position
Barbaro, Anthony John	N/A	1,500.00	0.00	0.00	0.00	N/A	Bring Forward Not Triggered
Barbaro, Mark Joseph	N/A	2,000.00	0.00	0.00	0.00	N/A	Bring Forward Not Triggered
Barbaro, Steven James	N/A	0.00	0.00	0.00	0.00	N/A	Bring Forward Not Triggered

Gabbusch, Donna Marie

N/A

2,000.00

0.00

0.00

0.00

N/A Bring Forward Not Triggered

Barbaro, Anthony John

Date	Transaction Description	Contribution Type	Ledger Data				SuperStream Data					
			Concessional	Non-Concession	Other	Reserves	Contribution	Employer	Concessional	Non-Concess	Other	
02/07/2020	DEPOSIT ONLINE 2673177 TFR Westpac Bus	Employer	250.00									
03/08/2020	DEPOSIT ONLINE 2415583 TFR Westpac Bus	Employer	250.00									
02/09/2020	DEPOSIT ONLINE 2472971 TFR Westpac Bus	Employer	250.00									
02/10/2020	DEPOSIT ONLINE 2682074 TFR Westpac Bus	Employer	250.00									
02/11/2020	DEPOSIT ONLINE 2524752 TFR Westpac Bus	Employer	250.00									
02/12/2020	DEPOSIT ONLINE 2644871 TFR Westpac Bus	Employer	250.00									
04/01/2021	DEPOSIT ONLINE 2412298 TFR Westpac Bus	Employer	250.00									
02/02/2021	DEPOSIT ONLINE 2402529 TFR Westpac Bus	Employer	250.00									
02/03/2021	DEPOSIT ONLINE 2506643 TFR Westpac Bus	Employer	250.00									
06/04/2021	DEPOSIT ONLINE 2557446 TFR Westpac Bus	Employer	250.00									
03/05/2021	DEPOSIT ONLINE 2592833 TFR Westpac Bus	Employer	250.00									
02/06/2021	DEPOSIT ONLINE 2569393 TFR Westpac Bus	Employer	250.00									
Total - Barbaro, Anthony John			3,000.00	0.00	0.00	0.00				0.00	0.00	0.00

Barbaro, Mark Joseph

Date	Transaction Description	Contribution Type	Ledger Data				SuperStream Data					
			Concessional	Non-Concession	Other	Reserves	Contribution	Employer	Concessional	Non-Concess	Other	
02/07/2020	DEPOSIT ONLINE 2673177 TFR Westpac Bus	Employer	250.00									
03/08/2020	DEPOSIT ONLINE 2415583 TFR Westpac Bus	Employer	250.00									
02/09/2020	DEPOSIT ONLINE 2472971 TFR Westpac Bus	Employer	250.00									
02/10/2020	DEPOSIT ONLINE 2682074 TFR Westpac Bus	Employer	250.00									
02/11/2020	DEPOSIT ONLINE 2524752 TFR Westpac Bus	Employer	250.00									
02/12/2020	DEPOSIT ONLINE 2644871 TFR Westpac Bus	Employer	250.00									
04/01/2021	DEPOSIT ONLINE 2412298 TFR Westpac Bus	Employer	250.00									
02/02/2021	DEPOSIT ONLINE 2402529 TFR Westpac Bus	Employer	250.00									
02/03/2021	DEPOSIT ONLINE 2506643 TFR Westpac Bus	Employer	250.00									
06/04/2021	DEPOSIT ONLINE 2557446 TFR Westpac Bus	Employer	250.00									
03/05/2021	DEPOSIT ONLINE 2592833 TFR Westpac Bus	Employer	250.00									
02/06/2021	DEPOSIT ONLINE 2569393 TFR Westpac Bus	Employer	250.00									
Total - Barbaro, Mark Joseph			3,000.00	0.00	0.00	0.00				0.00	0.00	0.00

Total for All Members 6,000.00 0.00 0.00 0.00

J Barbaro & Sons Staff Super Fund
Contributions Summary Report

For The Period 01 July 2020 - 30 June 2021

Anthony John Barbaro

Date of Birth:	Provided
Age:	56 (at year end)
Member Code:	BARANT00001A
Total Super Balance* ¹ as at 30/06/2020:	150,394.86

Contributions Summary

2021

Concessional Contribution

Employer	3,000.00
	<hr/>
	3,000.00

Total Contributions

3,000.00

I, ANTHONY JOHN BARBARO, confirm that the amounts reported above are the total contributions deposited to the fund with respect of my member balance for the period 01/07/2020 to 30/06/2021.

ANTHONY JOHN BARBARO

*1 TSB can include information external to current fund's transaction records. The amount is per individual across all funds.

J Barbaro & Sons Staff Super Fund
Contributions Summary Report

For The Period 01 July 2020 - 30 June 2021

Mark Joseph Barbaro

Date of Birth:	Provided
Age:	46 (at year end)
Member Code:	BARMAR00001A
Total Super Balance*1 as at 30/06/2020:	115,697.98

Contributions Summary

2021

Concessional Contribution

Employer	3,000.00
	<hr/>
	3,000.00

Total Contributions

3,000.00

I, MARK JOSEPH BARBARO, confirm that the amounts reported above are the total contributions deposited to the fund with respect of my member balance for the period 01/07/2020 to 30/06/2021.

MARK JOSEPH BARBARO

*1 TSB can include information external to current fund's transaction records. The amount is per individual across all funds.

24700 - Changes in Market Values of Investments

2021 Financial Year

Preparer Kelly Fu

Reviewer Kelly Fu

Status Completed

Account Code	Description	CY Balance	LY Balance	Change
24700	Changes in Market Values of Investments	(\$7,114.70)	\$83,412.47	(108.53)%
TOTAL		CY Balance	LY Balance	
		(\$7,114.70)	\$83,412.47	

Supporting Documents

- Net Capital Gains Reconciliation [Report](#)
- Market Movement [Report](#)
- Realised Capital Gain Report [Report](#)
- Lot 2129 PW Highway - Sale Settlement 19.3.2021.pdf

Standard Checklist

- Attach copies of Source Documentation (Contract Notes, Broker Statements, Chess Statements, Contracts of Sale, Managed Fund Statements etc)
- Attach copy of Market Movement report
- Attach copy of Net Capital Gains Reconciliation
- Attach copy of Realised Capital Gain Report
- Ensure all Asset Disposals have been entered
- Ensure all Market Values have been entered for June 30
- Ensure all Tax Deferred Distributions have been entered

J Barbaro & Sons Staff Super Fund

Market Movement Report

As at 30 June 2021

Investment	Date	Description	Unrealised				Realised			Total
			Units	Accounting Cost Movement	Market Movement	Depreciation	Balance	Consideration	Accounting Cost Base	
AAMF - Angas Asset Management Fund										
	01/07/2020	Opening Balance	13,739.00	0.00	0.00	0.00	5,330.73	0.00	0.00	0.00
	20/10/2020	Disposal	(496.00)	(496.00)	0.00	0.00	4,834.73	192.35	496.00	(303.65)
	20/10/2020	Writeback	0.00	0.00	303.55	0.00	5,138.28	0.00	0.00	0.00
	16/11/2020	Disposal	(464.00)	(464.00)	0.00	0.00	4,674.28	180.10	464.00	(283.90)
	16/11/2020	Writeback	0.00	0.00	283.97	0.00	4,958.25	0.00	0.00	0.00
	17/12/2020	Disposal	(929.00)	(929.00)	0.00	0.00	4,029.25	360.37	929.00	(568.63)
	17/12/2020	Writeback	0.00	0.00	568.55	0.00	4,597.80	0.00	0.00	0.00
	17/02/2021	Disposal	(460.00)	(460.00)	0.00	0.00	4,137.80	165.90	460.00	(294.10)
	17/02/2021	Writeback	0.00	0.00	281.52	0.00	4,419.32	0.00	0.00	0.00
	30/06/2021	Revaluation	0.00	0.00	(535.82)	0.00	3,883.50	0.00	0.00	0.00
	30/06/2021	Revaluation	0.00	0.00	91.61	0.00	3,975.11	0.00	0.00	0.00
	30/06/2021		11,390.00	(2,349.00)	993.38	0.00	3,975.11	898.72	2,349.00	(1,450.28)
JBARBARO_CAPITALISED - Capitalised Expenses - Pt Wakefield										
	01/07/2020	Opening Balance	1.00	0.00	0.00	0.00	651.74	0.00	0.00	0.00
	19/03/2021	Disposal	(1.00)	(355.71)	0.00	0.00	296.03	651.74	355.71	296.03
	19/03/2021	Writeback	0.00	0.00	(296.03)	0.00	0.00	0.00	0.00	0.00
	30/06/2021		0.00	(355.71)	(296.03)	0.00	0.00	651.74	355.71	296.03
JBARBSF - 5 Hopkins Street (50% ownership)										
	01/07/2020	Opening Balance	1.00	0.00	0.00	0.00	147,250.84	0.00	0.00	0.00
	30/06/2021		1.00	0.00	0.00	0.00	147,250.84	0.00	0.00	0.00
PORTWAKE1 - Port Wakefield Property - Lot 2129 (57% ownership)										
	01/07/2020	Opening Balance	1.00	0.00	0.00	0.00	67,260.00	0.00	0.00	0.00
	19/03/2021	Disposal	(1.00)	(16,505.22)	0.00	0.00	50,754.78	71,241.54	16,505.22	54,736.32
	19/03/2021	Writeback	0.00	0.00	(50,754.78)	0.00	0.00	0.00	0.00	0.00
	30/06/2021		0.00	(16,505.22)	(50,754.78)	0.00	0.00	71,241.54	16,505.22	54,736.32
SFY.AX - SPDR S & P/ASX 50 Fund										
	01/07/2020	Opening Balance	292.00	0.00	0.00	0.00	15,572.36	0.00	0.00	0.00
	10/07/2020	Purchase	3.00	160.32	0.00	0.00	15,732.68	0.00	0.00	0.00
	12/10/2020	Purchase	2.00	104.56	0.00	0.00	15,837.24	0.00	0.00	0.00
	13/01/2021	Purchase	2.00	118.11	0.00	0.00	15,955.35	0.00	0.00	0.00
	14/04/2021	Purchase	2.00	121.93	0.00	0.00	16,077.28	0.00	0.00	0.00
	30/06/2021	Revaluation	0.00	0.00	3,506.92	0.00	19,584.20	0.00	0.00	0.00

J Barbaro & Sons Staff Super Fund
Market Movement Report

As at 30 June 2021

Investment	Date	Description	Unrealised				Realised			Total	
			Units	Accounting Cost Movement	Market Movement	Depreciation	Balance	Consideration	Accounting Cost Base		Accounting Profit/(loss)
	30/06/2021	Revaluation	0.00	0.00	83.14	0.00	19,667.34	0.00	0.00	0.00	
	30/06/2021		301.00	504.92	3,590.06	0.00	19,667.34	0.00	0.00	0.00	
Total Market Movement					(46,467.37)					53,582.07	7,114.70

J Barbaro & Sons Staff Super Fund

Capital Gains Reconciliation Report

For The Period 01 July 2020 - 30 June 2021

	Total	Discounted	Indexed	Other	Notional
Losses available to offset					
Carried forward from prior losses	0.00				
Carried forward from prior losses - Collectables	0.00				
Current year capital losses	1,450.28				
Current year capital losses - Collectables	0.00				
Total Losses Available	1,450.28				
Total Losses Available - Collectables	0.00				
Capital Gains					
Capital gains from disposal of assets	55,032.35	55,032.35	0.00	0.00	0.00
Capital gains from disposal of assets - Collectables	0.00	0.00	0.00	0.00	0.00
Capital gains from trust distributions	39.18	39.18	0.00	0.00	0.00
Capital Gains Before Losses applied	55,071.53	55,071.53	0.00	0.00	0.00
Losses and discount applied					
Losses applied	1,450.28	1,450.28	0.00	0.00	0.00
Losses applied - Collectables	0.00	0.00	0.00	0.00	0.00
Capital gains after losses applied	53,621.25	53,621.25	0.00	0.00	0.00
Capital gains after losses applied - Collectables	0.00	0.00	0.00	0.00	0.00
CGT Discount applied	17,873.75				
CGT Discount applied - Collectables	0.00				

J Barbaro & Sons Staff Super Fund

Capital Gains Reconciliation Report

For The Period 01 July 2020 - 30 June 2021

	Total	Discounted	Indexed	Other	Notional
Net Capital Gain					
Net capital gain	35,747.50				
Net capital gain - Collectables	0.00				
Total Net Capital Gain (11A)	35,747.50				
Net Capital Losses Carried Forward to later income					
Net Capital Losses Carried Forward to later income years	0.00				
Net Capital Losses Carried Forward to later income years - Collectables	0.00				
Total Net Capital Losses Carried Forward to later income years (14V)	0.00				

Note

Refer to Realised Gains Report for details of Disposals at a Security level

Refer to Distribution Reconciliation Report for Trust Distribution details at a Security level

J Barbaro & Sons Staff Super Fund

Realised Capital Gains Report

For The Period 01 July 2020 - 30 June 2021

Investment		Accounting Treatment				Tax Treatment						
Purchase Contract Date	Disposal Contract Date	Units	Cost	Proceeds	Accounting Profit/(Loss)	Adjusted Cost Base	Reduced Cost Base	Indexed Cost Base	Indexed Gains	Discounted Gains (Gross)	Other Gains	Capital Loss
Real Estate Properties (Australian - Non Residential)												
JBARBARO_CAPITALISED - Capitalised Expenses - Pt Wakefield												
30/06/2012	19/03/2021	1.00	355.71	651.74	296.03	355.71	355.71	0.00	0.00	296.03	0.00	0.00
		1.00	355.71	651.74	296.03	355.71	355.71	0.00	0.00	296.03	0.00	0.00
PORTWAKE1 - Port Wakefield Property - Lot 2129 (57% ownership)												
30/06/2002	19/03/2021	1.00	16,505.22	71,241.54	54,736.32	16,505.22	16,505.22	0.00	0.00	54,736.32	0.00	0.00
		1.00	16,505.22	71,241.54	54,736.32	16,505.22	16,505.22	0.00	0.00	54,736.32	0.00	0.00
		2.00	16,860.93	71,893.28	55,032.35	16,860.93	16,860.93	0.00	0.00	55,032.35	0.00	0.00
Units in Listed Unit Trusts (Australian)												
SFY.AX - SPDR S & P/ASX 50 Fund												
		0.00	0.00	0.00	0.00	0.00	0.00	0.00	0.00	39.18	0.00	0.00
		0.00	0.00	0.00	0.00	0.00	0.00	0.00	0.00	39.18	0.00	0.00
		0.00	0.00	0.00	0.00	0.00	0.00	0.00	0.00	39.18	0.00	0.00
Units in Unlisted Unit Trusts (Australian)												
AAMF - Angas Asset Management Fund												
03/06/2019	20/10/2020	496.00	496.00	192.35	(303.65)	496.00	496.00	0.00	0.00	0.00	0.00	(303.65)
03/06/2019	16/11/2020	464.00	464.00	180.10	(283.90)	464.00	464.00	0.00	0.00	0.00	0.00	(283.90)
03/06/2019	17/12/2020	929.00	929.00	360.37	(568.63)	929.00	929.00	0.00	0.00	0.00	0.00	(568.63)
03/06/2019	17/02/2021	460.00	460.00	165.90	(294.10)	460.00	460.00	0.00	0.00	0.00	0.00	(294.10)
		2,349.00	2,349.00	898.72	(1,450.28)	2,349.00	2,349.00	0.00	0.00	0.00	0.00	(1,450.28)
		2,349.00	2,349.00	898.72	(1,450.28)	2,349.00	2,349.00	0.00	0.00	0.00	0.00	(1,450.28)

2,351.00	19,209.93	72,792.00	53,582.07	19,209.93	19,209.93	0.00	0.00	55,071.53	0.00	(1,450.28)
----------	-----------	-----------	-----------	-----------	-----------	------	------	-----------	------	------------



SHORT & ASSOCIATES CONVEYANCING

Level 1, 165 Hutt Street, Adelaide SA 5000
PO Box 7104, Hutt Street SA 5000
T: 08 8223 4988 F: 08 8223 1588
daniel@shortandassociates.com.au
ACN 069 684 966

SETTLEMENT STATEMENT

Tax invoice in respect of items marked with '*'

ABN: 84 069 684 966

Sale of: Lot 2129 Port Wakefield Highway, Port Wakefield
Anticipated Settlement Date: 19 March 2021
Adjustment Date: 18 March 2021

Description	Debit	Credit
Sale Price		\$130,000.00
Council Rates \$473.60 per annum Adjusted as paid to 30/06/2021 - 365 days Purchaser allows 104 days For period 18/03/2021 to 30/06/2021		\$134.94
Water & Sewerage \$67.85 per quarter (annual basis) Paid to 31/03/2021 Purchaser allows 13 days For period 18/03/2021 to 31/03/2021		\$9.67
Emergency Services Levy \$63.00 per annum Paid to 30/06/2021 - 365 days Purchaser allows 104 days For period 18/03/2021 to 30/06/2021		\$17.95
form 1	\$300.00	
Council Rates due and payable	\$354.00	
Conveyancing Fee	\$0.00	
GST	\$0.00	
Searches, statutory enquiries, photocopying, postage & admin costs	\$0.00	
GST	\$0.00	
Secure File Archiving & Storage Fee	\$0.00	
GST	\$0.00	
Agent's Commission	\$3,380.00	

Amount Payable to Vendor on Settlement	\$126,128.56	
* Total GST included in this Statement: \$0.00	\$130,162.56	\$130,162.56

Please keep this statement for future reference. Any requests for a duplicate of this statement made more than 12 months after settlement, may incur a fee for retrieval costs.

SHORT AND ASSOCIATES TRUST ACCOUNT

BSB 015 056 ACC 3538 81632

25000 - Interest Received

2021 Financial Year

Preparer Kelly Fu

Reviewer Kelly Fu

Status Completed

Account Code	Description	CY Balance	LY Balance	Change
ANZ6749	ANZ Business Cash Management ***6749		(\$14.82)	100%
NAB5736	NAB Business Cheque Account ***5736		(\$0.63)	100%
WBC2537	Westpac Business Flexi ***2537		(\$0.20)	100%
WBC2545	Westpac Business Cash Reserve ***2545	(\$98.41)	(\$64.90)	51.63%
TOTAL				
		CY Balance	LY Balance	
		(\$98.41)	(\$80.55)	

Supporting Documents

- Interest Reconciliation Report [Report](#)
- 25000 - Westpac #2545 interest recd 2021.pdf

Standard Checklist

- Attach Interest Reconciliation Report
- Ensure all interest has been recorded from Bank Statements
- Review Statements to ensure all TFN withheld has been input

J Barbaro & Sons Staff Super Fund
Interest Reconciliation Report

For The Period 01 July 2020 - 30 June 2021

Date	Payment Amount	Gross Interest	TFN Withheld	Foreign Income	Foreign Credits
Bank Accounts					
WBC2545 Westpac Business Cash Reserve ***2545					
31/07/2020	15.04	15.04			
31/08/2020	14.87	14.87			
30/09/2020	14.41	14.41			
30/10/2020	13.34	13.34			
30/11/2020	11.15	11.15			
31/12/2020	10.94	10.94			
29/01/2021	8.12	8.12			
26/02/2021	1.94	1.94			
31/03/2021	2.29	2.29			
30/04/2021	2.08	2.08			
31/05/2021	2.15	2.15			
30/06/2021	2.08	2.08			
	98.41	98.41			
	98.41	98.41			
TOTAL	98.41	98.41			

Tax Return Reconciliation

	Totals	Tax Return Label
Gross Interest	98.41	11C



Transaction fee(s) period 01 AUG 2021 to 31 AUG 2021

Total \$0.00

No transaction fee applies for electronic deposits and withdrawals and electronic telephone banking deposits and withdrawals. For further details refer to the Product Disclosure Statement document for your account.

Transaction fee(s) period 01 SEP 2021 to 30 SEP 2021

Total \$0.00

No transaction fee applies for electronic deposits and withdrawals and electronic telephone banking deposits and withdrawals. For further details refer to the Product Disclosure Statement document for your account.

Transaction fee(s) period 01 OCT 2021 to 31 OCT 2021

Total \$0.00

No transaction fee applies for electronic deposits and withdrawals and electronic telephone banking deposits and withdrawals. For further details refer to the Product Disclosure Statement document for your account.

Transaction fee(s) period 01 NOV 2021 to 30 NOV 2021

Total \$0.00

No transaction fee applies for electronic deposits and withdrawals and electronic telephone banking deposits and withdrawals. For further details refer to the Product Disclosure Statement document for your account.

ANNUAL INFORMATION FOR THE PERIOD 1 JULY 2020 TO 30 JUNE 2021

For account: 5225/162545

Total interest credited

\$98.41

These details are provided for your records and taxation purposes

28000 - Property Income

2021 Financial Year

Preparer Kelly Fu

Reviewer Kelly Fu

Status N/A - Not Applicable

Account Code	Description	CY Balance	LY Balance	Change
JBARBSF	5 Hopkins Street (50% ownership)		(\$2,015.00)	100%
TOTAL		CY Balance	LY Balance	
			(\$2,015.00)	

Supporting Documents

No supporting documents

Standard Checklist

- Attach all source documentation e.g. Rental Statements, Lease Statements
- Attach Rental Property Statement Report

30100 - Accountancy Fees

2021 Financial Year

Preparer Kelly Fu

Reviewer Kelly Fu

Status Completed

Account Code	Description	CY Balance	LY Balance	Change
30100	Accountancy Fees	\$2,640.00	\$2,530.00	4.35%
TOTAL		CY Balance	LY Balance	
		\$2,640.00	\$2,530.00	

Supporting Documents

- General Ledger [Report](#)
- 30100 - Accounting fee paid 2021.pdf

Standard Checklist

- Attach all source documentation
- Ensure all Transactions have been entered

J Barbaro & Sons Staff Super Fund

General Ledger

As at 30 June 2021

Transaction Date	Description	Units	Debit	Credit	Balance \$
Accountancy Fees (30100)					
<u>Accountancy Fees (30100)</u>					
30/06/2021	2020 accounting fee and auditing fee paid on 17/9/2021		2,640.00		2,640.00 DR
			2,640.00		2,640.00 DR

Total Debits: 2,640.00

Total Credits: 0.00

TAX INVOICE

Invoice Date 05 July 2021

Invoice No. 42911

Client Code BARBJSF

J Barbaro & Sons Staff Super Fund
19-23 Graham Street
WINGFIELD SA 5013

To our Professional Fees and Charges in attending to the following :-

Preparation of Financial Statements and Statutory Minutes for the J Barbaro & Sons Staff Super Fund for the year ended 30 June 2020.

Preparation and lodgement of Fund Income Tax Return for the J Barbaro & Sons Staff Super Fund for the year ended 30 June 2020 including schedules as required.

Processing of property transactions for Revenue and Expenses in relevant proportion for Commercial Property.

Work on cost base and capital gain on sale of 3 Davis Street property based on ownership percentage.

Our Fee Total	2,400.00
Plus: GST	240.00
TOTAL FEE	\$2,640.00

Remittance Advice - Please return with your payment

Payment required within Fourteen (14) Days from date of Invoice

Invoice Due Date - 19 July 2021

Please forward cheques to:

PDK Financial Synergy P/L
PO Box 3685
ADELAIDE SA 5000

Credit Card: Mastercard/Visa (Please circle)

Card No:

Expires: ____ / ____

For Direct Deposit:

BSB: 035-000
Account No: 683075

Name on Card: _____

Signature: _____

Client Code: BARBJSF

Invoice No: 42911

Amount Due: \$2,640.00

Amount Paid: \$ _____

Liability limited by a scheme approved under Professional Standards Legislation

30400 - ATO Supervisory Levy

2021 Financial Year

Preparer Kelly Fu

Reviewer Kelly Fu

Status Completed

Account Code	Description	CY Balance	LY Balance	Change
30400	ATO Supervisory Levy	\$259.00		100%
TOTAL		CY Balance	LY Balance	
		\$259.00		

Supporting Documents

- General Ledger [Report](#)

Standard Checklist

- Attach all source documentation
- Ensure all Transactions have been entered

J Barbaro & Sons Staff Super Fund

General Ledger

As at 30 June 2021

Transaction Date	Description	Units	Debit	Credit	Balance \$
ATO Supervisory Levy (30400)					
<u>ATO Supervisory Levy (30400)</u>					
15/07/2020	ATM DEPOSIT HANDYBANK RUNDLE MALL 2 15/07 0882719555		259.00		259.00 DR
			259.00		259.00 DR

Total Debits: 259.00

Total Credits: 0.00

30700 - Auditor's Remuneration

2021 Financial Year

Preparer Kelly Fu

Reviewer Kelly Fu

Status Completed

Account Code	Description	CY Balance	LY Balance	Change
30700	Auditor's Remuneration	\$1,210.00	\$1,100.00	10%
TOTAL		CY Balance	LY Balance	
		\$1,210.00	\$1,100.00	

Supporting Documents

- General Ledger [Report](#)
- 30700 - Auditing fee paid 2021.pdf

Standard Checklist

- Attach all source documentation
- Ensure all Transactions have been entered

J Barbaro & Sons Staff Super Fund

General Ledger

As at 30 June 2021

Transaction Date	Description	Units	Debit	Credit	Balance \$
Auditor's Remuneration (30700)					
Auditor's Remuneration (30700)					
30/06/2021	2020 accounting fee and auditing fee paid on 17/9/2021		1,210.00		1,210.00 DR
			1,210.00		1,210.00 DR

Total Debits: 1,210.00

Total Credits: 0.00

TAX INVOICE

Invoice Date 05 July 2021

Invoice No. 42910

Client Code BARBJSF

J Barbaro & Sons Staff Super Fund
19-23 Graham Street
WINGFIELD SA 5013

To our Professional Fees and Charges in attending to the following :-

Annual audit of the records, financial statements and tax return of the J Barbaro & Sons Staff Super Fund for the year ended 30 June 2020 as required under SIS Regulations.

Preparation of Audit Report.

Review of statutory minute book documentation for history of fund per requirements under SIS Legislation.

Resolve Audit queries in regards to rental properties, debtors/creditors etc.

Our Fee Total	1,100.00
Plus: GST	110.00
TOTAL FEE	\$1,210.00

Remittance Advice - Please return with your payment

Payment required within Fourteen (14) Days from date of Invoice

Invoice Due Date - 19 July 2021

Please forward cheques to:
PDK Financial Synergy P/L
PO Box 3685
ADELAIDE SA 5000

Credit Card: Mastercard/Visa (Please circle)

Card No:

Expires: ____ / ____

For Direct Deposit:
BSB: 035-000
Account No: 683075

Name on Card: _____

Signature: _____

Client Code: BARBJSF

Invoice No: 42910

Amount Due: \$1,210.00

Amount Paid: \$ _____

Liability limited by a scheme approved under Professional Standards Legislation

31500 - Bank Charges

2021 Financial Year

Preparer Kelly Fu

Reviewer Kelly Fu

Status Completed

Account Code	Description	CY Balance	LY Balance	Change
31500	Bank Charges	\$19.50	\$27.50	(29.09)%
TOTAL		CY Balance	LY Balance	
		\$19.50	\$27.50	

Supporting Documents

- General Ledger [Report](#)

Standard Checklist

- Attach all source documentation
- Ensure all Transactions have been entered

J Barbaro & Sons Staff Super Fund

General Ledger

As at 30 June 2021

Transaction Date	Description	Units	Debit	Credit	Balance \$
Bank Charges (31500)					
<u>Bank Charges (31500)</u>					
01/07/2020	Transaction Fee		1.50		1.50 DR
03/08/2020	TRANSACTION FEE		5.00		6.50 DR
02/11/2020	TRANSACTION FEE		10.00		16.50 DR
01/04/2021	Transaction Fee		1.00		17.50 DR
03/05/2021	Transaction Fee		2.00		19.50 DR
			19.50		19.50 DR

Total Debits: 19.50

Total Credits: 0.00

37900 - Interest Paid

2021 Financial Year

Preparer Kelly Fu

Reviewer Kelly Fu

Status N/A - Not Applicable

Account Code	Description	CY Balance	LY Balance	Change
37900	Interest Paid		\$0.29	100%
TOTAL		CY Balance	LY Balance	
			\$0.29	

Supporting Documents

No supporting documents

Standard Checklist

- Attach all source documentation
- Ensure all Transactions have been entered

39000 - Life Insurance Premiums

2021 Financial Year

Preparer Kelly Fu

Reviewer Kelly Fu

Status N/A - Not Applicable

Account Code	Description	CY Balance	LY Balance	Change
BARMAR00001A	(Life Insurance Premiums) Barbaro, Mark Joseph - Accumulation (Accumulation)		\$536.13	100%
GABDON00001A	(Life Insurance Premiums) Gabbusch, Donna Marie - Accumulation (Accumulation)		\$909.05	100%
TOTAL		CY Balance	LY Balance	
			\$1,445.18	

Supporting Documents

No supporting documents

Standard Checklist

- Attach all source documentation
- Ensure all Transactions have been entered

42201 - Rates & Taxes - Hopkins Street (as per % of ownership)

2021 Financial Year

Preparer Kelly Fu

Reviewer Kelly Fu

Status Completed

Account Code	Description	CY Balance	LY Balance	Change
42201	Rates & Taxes - Hopkins Street (as per % of ownership)	\$1,295.69	\$3,910.21	(66.86)%
TOTAL		CY Balance	LY Balance	
		\$1,295.69	\$3,910.21	

Supporting Documents

- General Ledger [Report](#)
- 42201 - Rent expenses summary 2021.pdf

Standard Checklist

- Attach Agent statements (either monthly or annual)
- Attach any other statements, notices or invoices

J Barbaro & Sons Staff Super Fund

General Ledger

As at 30 June 2021

Transaction Date	Description	Units	Debit	Credit	Balance \$
Rates & Taxes - Hopkins Street (as per % of ownership) (42201)					
<u>Rates & Taxes - Hopkins Street (as per % of ownership) (42201)</u>					
22/04/2021	Withdrawal Online 5943497 Bpay Agl South Agl 5 Hopkins		89.53		89.53 DR
22/04/2021	Withdrawal Online 4389272 Bpay City of Pt Rates 5 Hopkins		503.70		593.23 DR
30/06/2021	rent expenses reconciliation		702.46		1,295.69 DR
			1,295.69		1,295.69 DR

Total Debits: 1,295.69

Total Credits: 0.00

Barabaro's super funds 2021
Rates & Taxes Expenses

5 Hopkins St Wingfield							Davis St Sold on 15/6/2020
	Barabaro SF		J Barabaro & Sons Staff SF		FSM SF		Total
	actually paid from bank	should pay	actually paid from bank	should pay	actually paid from bank	should pay	
Water	0.00	0.00	0.00	0.00	0.00	0.00	0.00
Council Rates	526.30 515.00 515.00 10.20		503.70				
	1,566.50	496.85	503.70	1,035.10	0.00	538.25	2,070.20
Land Tax	0.00	0.00	0.00	0.00	0.00	0.00	0.00
ESL	109.65 109.65	26.32	0.00	54.83	0.00	28.51	109.65
AGL	69.10 181.08 250.18		89.53				
		81.53	89.53	169.86	0.00	88.32	339.71
Total	1,926.33	604.69	593.23	1,259.78	0.00	655.09	2,519.56

Sect 670 Port Wakefield							Sold on 19/03/2021
	Barabaro SF				FSM SF		Total
	actually paid from bank	should pay	actually paid from bank	should pay	actually paid from bank	should pay	
Water	0.00	0.00			0.00		0.00
Council Rates	102.10 119.60 11.12 232.82						
		232.82			0.00		232.82
Total	232.82	232.82	0.00	0.00	0.00	0.00	232.82

Sect 2129 Port Wakefield							Sold on 19/03/2021
	Barabaro SF		J Barabaro & Sons Staff SF		FSM SF		Total
	actually paid from bank	should pay	actually paid from bank	should pay	actually paid from bank	should pay	
Water	0.00						0.00
Council Rate	0.00						0.00
ESL	63.00 63.00	0.00	0.00	0.00	0.00	0.00	63.00
Total	63.00	27.09	0.00	35.91	0.00	0.00	63.00

19-23 Graham St, Wingfield							
	Barabaro SF				FSM SF		Total
	actually paid from bank	should pay	actually paid from bank	should pay	actually paid from bank	should pay	
Water	67.85 344.30 67.85 140.29 110.38 730.67						730.67
AGL	1,512.74 420.29 1,933.03						1,933.03
Council Rate	226.65 226.65 453.30						453.30
	3,117.00	3,117.00			0.00	0.00	3,117.00
Total Rates & Taxes	5,339.15	3,981.60	593.23	1,295.69	0.00	655.09	5,932.38
Variences		-1,357.55		702.46		655.09	0.00

Allocated to Sundry Debtors/Creditors
Reference Number: 349111_1

46000 - Benefits Paid/Transfers Out

2021 Financial Year

Preparer Kelly Fu

Reviewer Kelly Fu

Status Completed

Account Code	Description	CY Balance	LY Balance	Change
GABDON00001A	(Benefits Paid/Transfers Out) Gabbusch, Donna Marie - Accumulation (Accumulation)			0%
TOTAL		CY Balance	LY Balance	

Supporting Documents

- General Ledger [Report](#)
- 46000 - Covid19LumpSumPaymentMinute-01072020-30062021.pdf

Standard Checklist

- Attach appropriate documentation in case of death or disability benefits or marriage breakdown
- Attach copies of Minutes, Rollover Benefits Statement, Lump Sum Payment form etc
- Ensure benefit calculated in accordance with Trust Deed

J Barbaro & Sons Staff Super Fund

General Ledger

As at 30 June 2021

Transaction Date	Description	Units	Debit	Credit	Balance \$
Benefits Paid/Transfers Out (46000)					
<i>(Benefits Paid/Transfers Out) Gabbusch, Donna Marie - Accumulation (GABDON00001A)</i>					
15/12/2020	WITHDRAWAL ONLINE 1456923 TFR Westpac DIY Donna Early Super		10,000.00		10,000.00 DR
15/12/2020	System Member Journals			10,000.00	0.00 DR
			10,000.00	10,000.00	0.00 DR

Total Debits: 10,000.00

Total Credits: 10,000.00

Minutes of a Meeting of the Trustee(s)

held on 30 June 2020 at 4 Bayonet Drive, Paralowie, South Australia 5108

PRESENT: Anthony John Barbaro, Mark Joseph Barbaro, Donna Marie Gabbusch and Steven James Barbaro

LUMP SUM PAYMENT (COVID-19): Member Donna Marie Gabbusch requests to make the following lump sum payment(s), having applied to the ATO for a determination and to be released on compassionate grounds due to the coronavirus (Covid-19) in the financial year 2021.

Lump Sum Date	Account Name	Amount
15/12/2020	Accumulation	10,000.00

TRUSTEE ACKNOWLEDGEMENT: It was resolved that Trustee(s) have agreed to this and has taken action to ensure the following:

- The Trustee(s) will notify the member, in writing, of their lump sum amount.
- The Trustee(s) will comply with the ATO obligations.

CLOSURE: Signed by the chairperson pursuant to the Fund Deed.

.....
Donna Marie Gabbusch
Chairperson

48500 - Income Tax Expense

2021 Financial Year

Preparer Kelly Fu

Reviewer Kelly Fu

Status Completed

Account Code	Description	CY Balance	LY Balance	Change
48500	Income Tax Expense	\$733.12	(\$9,457.69)	(107.75)%
TOTAL		CY Balance	LY Balance	
		\$733.12	(\$9,457.69)	

Supporting Documents

No supporting documents

49000 - Profit/Loss Allocation Account

2021 Financial Year

Preparer Kelly Fu

Reviewer Kelly Fu

Status Completed

Account Code	Description	CY Balance	LY Balance	Change
49000	Profit/Loss Allocation Account	\$7,577.89	(\$80,189.29)	(109.45)%
TOTAL		CY Balance	LY Balance	
		\$7,577.89	(\$80,189.29)	

Supporting Documents

No supporting documents

50000 - Members

2021 Financial Year

Preparer Kelly Fu

Reviewer Kelly Fu

Status Completed

Account Code	Description	Opening Balance	Contribution Income	Earnings	Member Payments	Tax & Fees	Closing Balance	Change
BARANT00001A	Barbaro, Anthony John - Accumulation (Accumulation)	(\$150,394.86)	(\$3,000.00)	(\$834.58)		\$455.48	(\$153,773.96)	2.25%
BARMAR00001A	Barbaro, Mark Joseph - Accumulation (Accumulation)	(\$115,697.98)	(\$3,000.00)	(\$644.02)		\$454.23	(\$118,887.77)	2.76%
BARSTE00001A	Barbaro, Steven James - Accumulation (Accumulation)	(\$125,165.48)		(\$688.42)		\$4.52	(\$125,849.38)	0.55%
GABDON00001A	Gabbusch, Donna Marie - Accumulation (Accumulation)	(\$64,900.43)		(\$327.25)	\$10,000.00	\$2.15	(\$55,225.53)	(14.91)%
TOTAL		Opening Balance	Contribution Income	Earnings	Member Payments	Tax & Fees	Closing Balance	
		(\$456,158.75)	(\$6,000.00)	(\$2,494.27)	\$10,000.00	\$916.38	(\$453,736.64)	

Supporting Documents

◦ [Members Statements Report](#)

- Members Summary [Report](#)

Standard Checklist

- Attach copies of Members Statements

J Barbaro & Sons Staff Super Fund

Members Statement

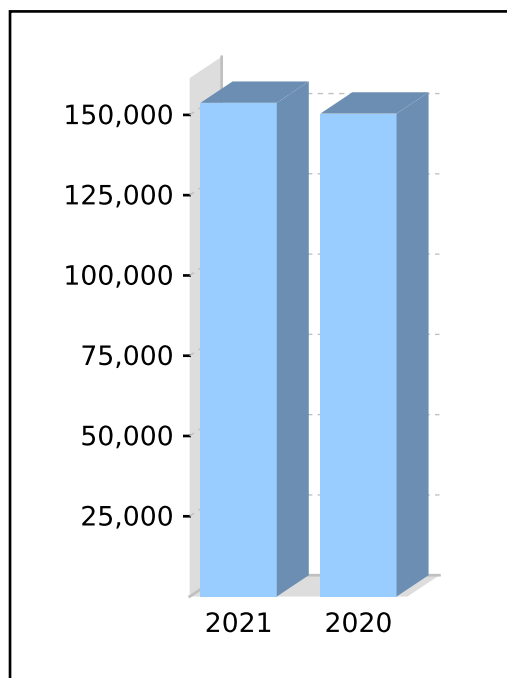
Anthony John Barbaro
 3 Leslie Street West
 Woodville, South Australia, 5011, Australia

Your Details

Date of Birth :	Provided	Nominated Beneficiaries:	N/A
Age:	56	Nomination Type:	N/A
Tax File Number:	Provided	Vested Benefits:	153,773.96
Date Joined Fund:	09/06/1999		
Service Period Start Date:			
Date Left Fund:			
Member Code:	BARANT00001A		
Account Start Date:	09/06/1999		
Account Phase:	Accumulation Phase		
Account Description:	Accumulation		

Your Balance

Total Benefits	153,773.96
<u>Preservation Components</u>	
Preserved	153,773.96
Unrestricted Non Preserved	
Restricted Non Preserved	
<u>Tax Components</u>	
Tax Free	26,136.52
Taxable	127,637.44



Your Detailed Account Summary

	This Year
Opening balance at 01/07/2020	150,394.86
<u>Increases to Member account during the period</u>	
Employer Contributions	3,000.00
Personal Contributions (Concessional)	
Personal Contributions (Non Concessional)	
Government Co-Contributions	
Other Contributions	
Proceeds of Insurance Policies	
Transfers In	
Net Earnings	834.58
Internal Transfer In	
<u>Decreases to Member account during the period</u>	
Pensions Paid	
Contributions Tax	450.00
Income Tax	5.48
No TFN Excess Contributions Tax	
Excess Contributions Tax	
Refund Excess Contributions	
Division 293 Tax	
Insurance Policy Premiums Paid	
Management Fees	
Member Expenses	
Benefits Paid/Transfers Out	
Superannuation Surcharge Tax	
Internal Transfer Out	
Closing balance at 30/06/2021	153,773.96

J Barbaro & Sons Staff Super Fund

Members Statement

Mark Joseph Barbaro
 669 Whites Road
 Globe Derby Park, South Australia, 5110, Australia

Your Details

Date of Birth : Provided
 Age: 46
 Tax File Number: Provided
 Date Joined Fund: 09/06/1999
 Service Period Start Date:
 Date Left Fund:
 Member Code: BARMAR00001A
 Account Start Date: 09/06/1999
 Account Phase: Accumulation Phase
 Account Description: Accumulation

Nominated Beneficiaries: N/A
 Nomination Type: N/A
 Vested Benefits: 118,887.77

Your Balance

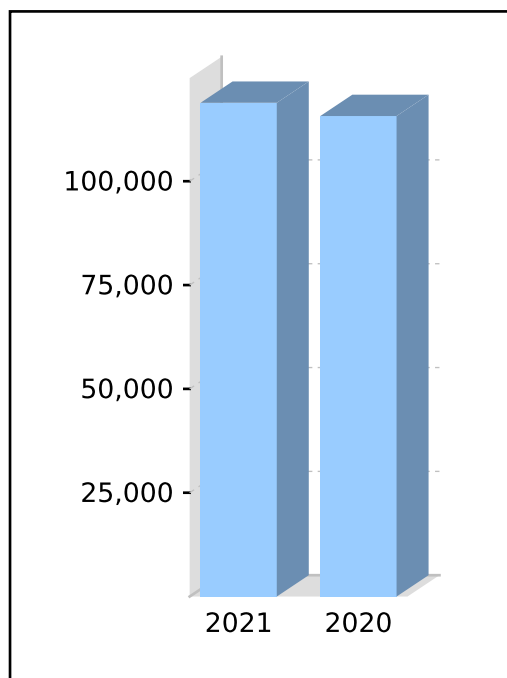
Total Benefits 118,887.77

Preservation Components

Preserved 118,887.77
 Unrestricted Non Preserved
 Restricted Non Preserved

Tax Components

Tax Free 21,565.00
 Taxable 97,322.77



Your Detailed Account Summary

	This Year
Opening balance at 01/07/2020	115,697.98
<u>Increases to Member account during the period</u>	
Employer Contributions	3,000.00
Personal Contributions (Concessional)	
Personal Contributions (Non Concessional)	
Government Co-Contributions	
Other Contributions	
Proceeds of Insurance Policies	
Transfers In	
Net Earnings	644.02
Internal Transfer In	
<u>Decreases to Member account during the period</u>	
Pensions Paid	
Contributions Tax	450.00
Income Tax	4.23
No TFN Excess Contributions Tax	
Excess Contributions Tax	
Refund Excess Contributions	
Division 293 Tax	
Insurance Policy Premiums Paid	
Management Fees	
Member Expenses	
Benefits Paid/Transfers Out	
Superannuation Surcharge Tax	
Internal Transfer Out	
Closing balance at 30/06/2021	118,887.77

J Barbaro & Sons Staff Super Fund

Members Statement

Donna Marie Gabbusch
 4 Bayonet Drive
 Paralowie, South Australia, 5108, Australia

Your Details

Date of Birth : Provided
 Age: 48
 Tax File Number: Provided
 Date Joined Fund: 09/06/1999
 Service Period Start Date:
 Date Left Fund:
 Member Code: GABDON00001A
 Account Start Date: 09/06/1999
 Account Phase: Accumulation Phase
 Account Description: Accumulation

Nominated Beneficiaries: N/A
 Nomination Type: N/A
 Vested Benefits: 55,225.53

Your Balance

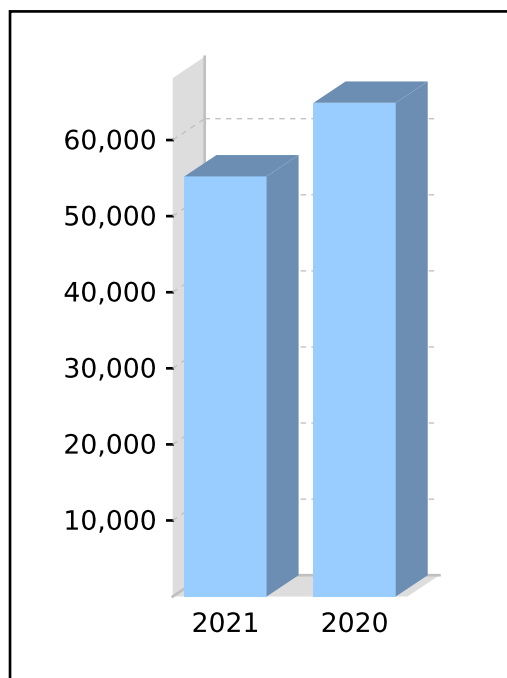
Total Benefits 55,225.53

Preservation Components

Preserved 55,225.53
 Unrestricted Non Preserved
 Restricted Non Preserved

Tax Components

Tax Free 17,233.78
 Taxable 37,991.75



Your Detailed Account Summary

	This Year
Opening balance at 01/07/2020	64,900.43
<u>Increases to Member account during the period</u>	
Employer Contributions	
Personal Contributions (Concessional)	
Personal Contributions (Non Concessional)	
Government Co-Contributions	
Other Contributions	
Proceeds of Insurance Policies	
Transfers In	
Net Earnings	327.25
Internal Transfer In	
<u>Decreases to Member account during the period</u>	
Pensions Paid	
Contributions Tax	
Income Tax	2.15
No TFN Excess Contributions Tax	
Excess Contributions Tax	
Refund Excess Contributions	
Division 293 Tax	
Insurance Policy Premiums Paid	
Management Fees	
Member Expenses	
Benefits Paid/Transfers Out	10,000.00
Superannuation Surcharge Tax	
Internal Transfer Out	
Closing balance at 30/06/2021	55,225.53

J Barbaro & Sons Staff Super Fund

Members Statement

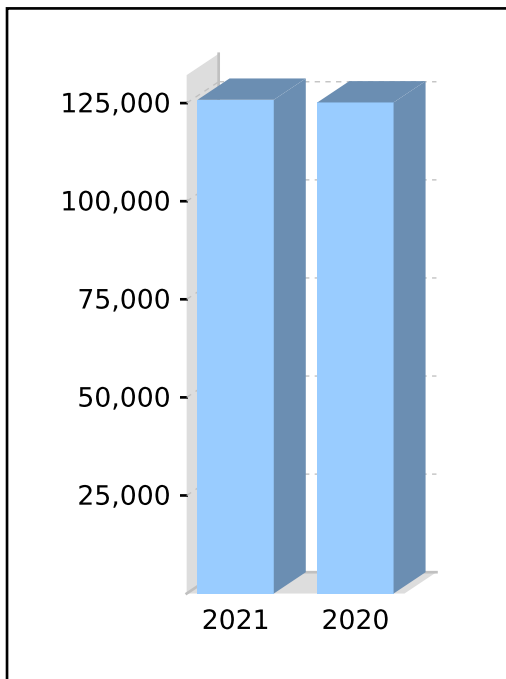
Steven James Barbaro
 7 Lorenzo Court
 Angle Vale, South Australia, 5117, Australia

Your Details

Date of Birth :	Provided	Nominated Beneficiaries:	N/A
Age:	54	Nomination Type:	N/A
Tax File Number:	Provided	Vested Benefits:	125,849.38
Date Joined Fund:	09/06/1999		
Service Period Start Date:	09/06/1999		
Date Left Fund:			
Member Code:	BARSTE00001A		
Account Start Date:	09/06/1999		
Account Phase:	Accumulation Phase		
Account Description:	Accumulation		

Your Balance

Total Benefits	125,849.38
<u>Preservation Components</u>	
Preserved	125,849.38
Unrestricted Non Preserved	
Restricted Non Preserved	
<u>Tax Components</u>	
Tax Free	16,415.32
Taxable	109,434.06



Your Detailed Account Summary

	This Year
Opening balance at 01/07/2020	125,165.48
<u>Increases to Member account during the period</u>	
Employer Contributions	
Personal Contributions (Concessional)	
Personal Contributions (Non Concessional)	
Government Co-Contributions	
Other Contributions	
Proceeds of Insurance Policies	
Transfers In	
Net Earnings	688.42
Internal Transfer In	
<u>Decreases to Member account during the period</u>	
Pensions Paid	
Contributions Tax	
Income Tax	4.52
No TFN Excess Contributions Tax	
Excess Contributions Tax	
Refund Excess Contributions	
Division 293 Tax	
Insurance Policy Premiums Paid	
Management Fees	
Member Expenses	
Benefits Paid/Transfers Out	
Superannuation Surcharge Tax	
Internal Transfer Out	
Closing balance at 30/06/2021	125,849.38

J Barbaro & Sons Staff Super Fund

Members Summary

As at 30 June 2021

Opening Balances	Increases				Decreases					Closing Balance	
	Contributions	Transfers In	Net Earnings	Insurance Proceeds	Pensions Paid	Contributions Tax	Taxes Paid	Benefits Paid/ Transfers Out	Insurance Premiums		Member Expenses
Anthony John Barbaro (Age: 56)											
BARANT00001A - Accumulation											
150,394.86	3,000.00		834.58			450.00	5.48				153,773.96
150,394.86	3,000.00		834.58			450.00	5.48				153,773.96
Mark Joseph Barbaro (Age: 46)											
BARMAR00001A - Accumulation											
115,697.98	3,000.00		644.02			450.00	4.23				118,887.77
115,697.98	3,000.00		644.02			450.00	4.23				118,887.77
Donna Marie Gabbusch (Age: 48)											
GABDON00001A - Accumulation											
64,900.43			327.25				2.15	10,000.00			55,225.53
64,900.43			327.25				2.15	10,000.00			55,225.53
Steven James Barbaro (Age: 54)											
BARSTE00001A - Accumulation											
125,165.48			688.42				4.52				125,849.38
125,165.48			688.42				4.52				125,849.38
456,158.75	6,000.00		2,494.27			900.00	16.38	10,000.00			453,736.64

60400 - Bank Accounts

2021 Financial Year

Preparer Kelly Fu

Reviewer Kelly Fu

Status Completed

Account Code	Description	CY Balance	LY Balance	Change
WBC2537	Westpac Business Flexi ***2537	\$21.84	\$26.34	(17.08)%
WBC2545	Westpac Business Cash Reserve ***2545	\$254,344.36	\$360,197.97	(29.39)%
TOTAL		CY Balance	LY Balance	
		\$254,366.20	\$360,224.31	

Supporting Documents

- Bank Statement Report [Report](#)
- 60400 - Westpac 2537 statements 2021.pdf
- 60400 - Westpac 2545 statements 2021.pdf

Standard Checklist

- Attach Copies of Bank Statements
- Attach copy of Bank Statement Report
- Ensure all Balances match Statement Balances at June 30
- Ensure all Transactions have been entered

J Barbaro & Sons Staff Super Fund

Bank Statement Report

For The Period 01 July 2020 to 30 June 2021

Chart Code: 60400 / WBC2537
Account Name: Westpac Business Flexi ***2537
BSB and Account Number: 035225 162537

Opening Balance	-	Total Debits	+	Total Credits	=	Closing Balance	Data Feed Used
\$ 26.34		\$ 847.73		\$ 843.23		\$ 21.84	None - Manually Input or Import

Date	Description	Debit \$	Credit \$	Ledger Balance \$	Statement Balance \$	Variance \$
01/07/2020	Opening Balance			26.34		
01/07/2020	Transaction Fee	1.50		24.84		
01/03/2021	Deposit Online 2147915 Tfr Westpac Bus		100.00	124.84		
01/03/2021	Withdrawal Online 1153998 Tfr Westpac Cho	100.00		24.84		
01/04/2021	Transaction Fee	1.00		23.84		
22/04/2021	WITHDRAWAL ONLINE 1317277 TFR Westpac Bus [Deposit Online 2317279 Tfr Westpac Bus]		89.53	113.37		
22/04/2021	WITHDRAWAL ONLINE 1322148 TFR Westpac Bus [Deposit Online 2322149 Tfr Westpac Bus]		503.70	617.07		
22/04/2021	Withdrawal Online 4389272 Bpay City of Pt Rates 5 Hopkins	503.70		113.37		
22/04/2021	Withdrawal Online 5943497 Bpay Agl South Agl 5 Hopkins	89.53		23.84		
03/05/2021	Transaction Fee	2.00		21.84		
02/06/2021	Deposit Online 2546802 Tfr Westpac Bus		150.00	171.84		
02/06/2021	Withdrawal Online 1546988 Tfr Westpac Cho	150.00		21.84		
30/06/2021	CLOSING BALANCE			21.84		
		847.73	843.23			

J Barbaro & Sons Staff Super Fund Bank Statement Report

For The Period 01 July 2020 to 30 June 2021

Chart Code: 60400 / WBC2545

Account Name: Westpac Business Cash Reserve ***2545

BSB and Account Number: 035225 162545

Opening Balance - **Total Debits** + **Total Credits** = **Closing Balance**
 \$ 360,197.97 \$ 111,988.79 \$ 6,135.18 \$ 254,344.36

Data Feed Used

BGL Bank Data Service

Date	Description	Debit \$	Credit \$	Ledger Balance \$	Statement Balance \$	Variance \$
01/07/2020	Opening Balance			360,197.97	360,197.97	
02/07/2020	DEPOSIT ONLINE 2673177 TFR Westpac Bus		500.00	360,697.97	360,697.97	
13/07/2020	WITHDRAWAL ONLINE 1924523 TFR Westpac Bus	11,000.00		349,697.97	349,697.97	
15/07/2020	ATM DEPOSIT HANDYBANK RUNDLE MALL 2 15/07 0882719555		36.77	349,734.74	349,734.74	
31/07/2020	INTEREST PAID		15.04	349,749.78	349,749.78	
03/08/2020	TRANSACTION FEE	5.00		349,744.78		
03/08/2020	DEPOSIT ONLINE 2415583 TFR Westpac Bus		500.00	350,244.78	350,244.78	
31/08/2020	INTEREST PAID		14.87	350,259.65		
02/09/2020	DEPOSIT ONLINE 2472971 TFR Westpac Bus		500.00	350,759.65	350,759.65	
30/09/2020	INTEREST PAID		14.41	350,774.06	350,774.06	
02/10/2020	DEPOSIT ONLINE 2682074 TFR Westpac Bus		500.00	351,274.06	351,274.06	
21/10/2020	TRANSFER WITHDRAWAL AT PORT ADELAIDE SA	85,000.00		266,274.06		
21/10/2020	TRANSFER WITHDRAWAL AT PORT ADELAIDE SA	3,000.00		263,274.06	263,274.06	
30/10/2020	INTEREST PAID		13.34	263,287.40	263,287.40	
02/11/2020	TRANSACTION FEE	10.00		263,277.40		
02/11/2020	DEPOSIT ONLINE 2524752 TFR Westpac Bus		500.00	263,777.40		
02/11/2020	WITHDRAWAL ONLINE 1482069 TFR Westpac DIY	1,049.00		262,728.40	262,728.40	

J Barbaro & Sons Staff Super Fund
Bank Statement Report

For The Period 01 July 2020 to 30 June 2021

Date	Description	Debit \$	Credit \$	Ledger Balance \$	Statement Balance \$	Variance \$
18/11/2020	WITHDRAWAL ONLINE 1100262 TFR Westpac DIY	259.00		262,469.40	262,469.40	
30/11/2020	INTEREST PAID		11.15	262,480.55		
02/12/2020	DEPOSIT ONLINE 2644871 TFR Westpac Bus		500.00	262,980.55	262,980.55	
15/12/2020	WITHDRAWAL ONLINE 1456923 TFR Westpac DIY Donna Early Super	10,000.00		252,980.55	252,980.55	
31/12/2020	INTEREST PAID		10.94	252,991.49	252,991.49	
04/01/2021	DEPOSIT ONLINE 2412298 TFR Westpac Bus		500.00	253,491.49	253,491.49	
29/01/2021	INTEREST PAID		8.12	253,499.61	253,499.61	
02/02/2021	DEPOSIT ONLINE 2402529 TFR Westpac Bus		500.00	253,999.61	253,999.61	
26/02/2021	INTEREST PAID		1.94	254,001.55	254,001.55	
02/03/2021	DEPOSIT ONLINE 2506643 TFR Westpac Bus		500.00	254,501.55	254,501.55	
24/03/2021	WITHDRAWAL ONLINE 1611101 TFR Westpac DIY	901.16		253,600.39	253,600.39	
25/03/2021	WITHDRAWAL ONLINE 1180364 TFR Westpac DIY	171.40		253,428.99	253,428.99	
31/03/2021	INTEREST PAID		2.29	253,431.28	253,431.28	
06/04/2021	DEPOSIT ONLINE 2557446 TFR Westpac Bus		500.00	253,931.28	253,931.28	
22/04/2021	WITHDRAWAL ONLINE 1317277 TFR Westpac Bus [Deposit Online 2317279 Tfr Westpac Bus]	89.53		253,841.75		
22/04/2021	WITHDRAWAL ONLINE 1322148 TFR Westpac Bus [Deposit Online 2322149 Tfr Westpac Bus]	503.70		253,338.05	253,338.05	
30/04/2021	INTEREST PAID		2.08	253,340.13	253,340.13	
03/05/2021	DEPOSIT ONLINE 2592833 TFR Westpac Bus		500.00	253,840.13	253,840.13	
31/05/2021	INTEREST PAID		2.15	253,842.28	253,842.28	
02/06/2021	DEPOSIT ONLINE 2569393 TFR Westpac Bus		500.00	254,342.28	254,342.28	
30/06/2021	INTEREST PAID		2.08	254,344.36	254,344.36	

J Barbaro & Sons Staff Super Fund

Bank Statement Report

For The Period 01 July 2020 to 30 June 2021

Date	Description	Debit \$	Credit \$	Ledger Balance \$	Statement Balance \$	Variance \$
30/06/2021	CLOSING BALANCE	<u>111,988.79</u>	<u>6,135.18</u>	254,344.36	254,344.36	



Westpac Business One Flexi

Statement Period
23 June 2021 - 23 July 2021

Account Name
MR MARK JOSEPH BARBARO & MR
STEVEN JAMES BARBARO & MR
ANTHONY JOHN BARBARO & MRS
DONNA MARIE GABBUSCH ATF J.
BARBARO & SONS STAFF SUPER FUND

Customer ID
3758 9396 BARBARO, MARK JOSEPH
0480 4751 BARBARO, STEVEN JAMES
4629 6692 BARBARO, ANTHONY
JOHN
8275 2300 GABBUSCH, DONNA
MARIE

BSB Account Number
035-225 162 537

Opening Balance	+ \$21.86
Total Credits	+ \$0.00
Total Debits	- \$1.00
Closing Balance	+ \$20.86

INTEREST RATES (PER ANNUM) ON CREDIT BALANCES

Effective Date	\$0 to \$1999	Over \$1999 to \$9999	Over \$9999 to \$19999	Over \$19999 to \$49999
13 Nov 2020	0.00 %	0.00 %	0.00 %	0.00 %

Effective Date	Over \$49999 to \$99999	Over \$99999 to \$249999	Over \$249999 to \$499999	Over \$499999
13 Nov 2020	0.00 %	0.00 %	0.00 %	0.00 %

TRANSACTIONS

Please check all entries on this statement and promptly inform Westpac of any possible error or unauthorised transaction

DATE	TRANSACTION DESCRIPTION	DEBIT	CREDIT	BALANCE
23/06/21	STATEMENT OPENING BALANCE			21.86
01/07/21	Transaction Fee	1.00		20.86
23/07/21	CLOSING BALANCE			20.86

CONVENIENCE AT YOUR FINGERTIPS

Use Online, Mobile or Tablet Banking to pay bills, transfer funds, check your account balances and much more



Westpac Business One Flexi

Statement Period
21 May 2021 - 23 June 2021

Account Name
MR MARK JOSEPH BARBARO & MR
STEVEN JAMES BARBARO & MR
ANTHONY JOHN BARBARO & MRS
DONNA MARIE GABBUSCH ATF J.
BARBARO & SONS STAFF SUPER FUND

Customer ID
3758 9396 BARBARO, MARK JOSEPH
0480 4751 BARBARO, STEVEN JAMES
4629 6692 BARBARO, ANTHONY
JOHN
8275 2300 GABBUSCH, DONNA
MARIE

BSB Account Number
035-225 162 537

Opening Balance	+ \$21.86
Total Credits	+ \$150.00
Total Debits	- \$150.00
Closing Balance	+ \$21.86

INTEREST RATES (PER ANNUM) ON CREDIT BALANCES

Effective Date	\$0 to \$1999	Over \$1999 to \$9999	Over \$9999 to \$19999	Over \$19999 to \$49999
13 Nov 2020	0.00 %	0.00 %	0.00 %	0.00 %

Effective Date	Over \$49999 to \$99999	Over \$99999 to \$249999	Over \$249999 to \$499999	Over \$499999
13 Nov 2020	0.00 %	0.00 %	0.00 %	0.00 %

TRANSACTIONS

Please check all entries on this statement and promptly inform Westpac of any possible error or unauthorised transaction

DATE	TRANSACTION DESCRIPTION	DEBIT	CREDIT	BALANCE
21/05/21	STATEMENT OPENING BALANCE			21.86
02/06/21	Deposit Online 2546802 Tfr Westpac Bus		150.00	171.86
02/06/21	Withdrawal Online 1546988 Tfr Westpac Cho	150.00		21.86
23/06/21	CLOSING BALANCE			21.86

CONVENIENCE AT YOUR FINGERTIPS

Use Online, Mobile or Tablet Banking to pay bills, transfer funds, check your account balances and much more



Westpac Business One Flexi

Statement Period
23 April 2021 - 21 May 2021

Account Name
MR MARK JOSEPH BARBARO & MR
STEVEN JAMES BARBARO & MR
ANTHONY JOHN BARBARO & MRS
DONNA MARIE GABBUSCH ATF J.
BARBARO & SONS STAFF SUPER FUND

Customer ID
3758 9396 BARBARO, MARK JOSEPH
0480 4751 BARBARO, STEVEN JAMES
4629 6692 BARBARO, ANTHONY
JOHN
8275 2300 GABBUSCH, DONNA
MARIE

BSB Account Number
035-225 162 537

Opening Balance	+ \$23.86
Total Credits	+ \$0.00
Total Debits	- \$2.00
Closing Balance	+ \$21.86

INTEREST RATES (PER ANNUM) ON CREDIT BALANCES

Effective Date	\$0 to \$1999	Over \$1999 to \$9999	Over \$9999 to \$19999	Over \$19999 to \$49999
13 Nov 2020	0.00 %	0.00 %	0.00 %	0.00 %

Effective Date	Over \$49999 to \$99999	Over \$99999 to \$249999	Over \$249999 to \$499999	Over \$499999
13 Nov 2020	0.00 %	0.00 %	0.00 %	0.00 %

TRANSACTIONS

Please check all entries on this statement and promptly inform Westpac of any possible error or unauthorised transaction

DATE	TRANSACTION DESCRIPTION	DEBIT	CREDIT	BALANCE
23/04/21	STATEMENT OPENING BALANCE			23.86
03/05/21	Transaction Fee	2.00		21.86
21/05/21	CLOSING BALANCE			21.86

CONVENIENCE AT YOUR FINGERTIPS

Use Online, Mobile or Tablet Banking to pay bills, transfer funds, check your account balances and much more



Statement Period
23 March 2021 - 23 April 2021

Westpac Business One Flexi

Account Name
MR MARK JOSEPH BARBARO & MR
STEVEN JAMES BARBARO & MR
ANTHONY JOHN BARBARO & MRS
DONNA MARIE GABBUSCH ATF J.
BARBARO & SONS STAFF SUPER FUND

Customer ID
3758 9396 BARBARO, MARK JOSEPH
0480 4751 BARBARO, STEVEN JAMES
4629 6692 BARBARO, ANTHONY
JOHN
8275 2300 GABBUSCH, DONNA
MARIE

BSB Account Number
035-225 162 537

Opening Balance	+ \$24.86
Total Credits	+ \$593.23
Total Debits	- \$594.23
Closing Balance	+ \$23.86

INTEREST RATES (PER ANNUM) ON CREDIT BALANCES

Effective Date	\$0 to \$1999	Over \$1999 to \$9999	Over \$9999 to \$19999	Over \$19999 to \$49999
13 Nov 2020	0.00 %	0.00 %	0.00 %	0.00 %

Effective Date	Over \$49999 to \$99999	Over \$99999 to \$249999	Over \$249999 to \$499999	Over \$499999
13 Nov 2020	0.00 %	0.00 %	0.00 %	0.00 %

TRANSACTIONS

Please check all entries on this statement and promptly inform Westpac of any possible error or unauthorised transaction

DATE	TRANSACTION DESCRIPTION	DEBIT	CREDIT	BALANCE
23/03/21	STATEMENT OPENING BALANCE			24.86
01/04/21	Transaction Fee	1.00		23.86
22/04/21	Deposit Online 2317279 Tfr Westpac Bus		89.53	113.39
22/04/21	Deposit Online 2322149 Tfr Westpac Bus		503.70	617.09
22/04/21	Withdrawal Online 4389272 Bpay City of Pt Rates 5 Hopkins	503.70		113.39
22/04/21	Withdrawal Online 5943497 Bpay Agl South Agl 5 Hopkins	89.53		23.86



Westpac Business One Flexi

Statement Period
22 January 2021 - 23 March 2021

Account Name
MR MARK JOSEPH BARBARO & MR
STEVEN JAMES BARBARO & MR
ANTHONY JOHN BARBARO & MRS
DONNA MARIE GABBUSCH ATF J.
BARBARO & SONS STAFF SUPER FUND

Customer ID
3758 9396 BARBARO, MARK JOSEPH
0480 4751 BARBARO, STEVEN JAMES
4629 6692 BARBARO, ANTHONY
JOHN
8275 2300 GABBUSCH, DONNA
MARIE

BSB Account Number
035-225 162 537

Opening Balance	+ \$24.86
Total Credits	+ \$100.00
Total Debits	- \$100.00
Closing Balance	+ \$24.86

INTEREST RATES (PER ANNUM) ON CREDIT BALANCES

Effective Date	\$0 to \$1999	Over \$1999 to \$9999	Over \$9999 to \$19999	Over \$19999 to \$49999
13 Nov 2020	0.00 %	0.00 %	0.00 %	0.00 %

Effective Date	Over \$49999 to \$99999	Over \$99999 to \$249999	Over \$249999 to \$499999	Over \$499999
13 Nov 2020	0.00 %	0.00 %	0.00 %	0.00 %

TRANSACTIONS

Please check all entries on this statement and promptly inform Westpac of any possible error or unauthorised transaction

DATE	TRANSACTION DESCRIPTION	DEBIT	CREDIT	BALANCE
22/01/21	STATEMENT OPENING BALANCE			24.86
01/03/21	Deposit Online 2147915 Tfr Westpac Bus		100.00	124.86
01/03/21	Withdrawal Online 1153998 Tfr Westpac Cho	100.00		24.86
23/03/21	CLOSING BALANCE			24.86

CONVENIENCE AT YOUR FINGERTIPS

Use Online, Mobile or Tablet Banking to pay bills, transfer funds, check your account balances and much more



Statement Period
23 July 2020 - 22 January 2021

Westpac Business One Flexi

Account Name
MR MARK JOSEPH BARBARO & MR
STEVEN JAMES BARBARO & MR
ANTHONY JOHN BARBARO & MRS
DONNA MARIE GABBUSCH ATF J.
BARBARO & SONS STAFF SUPER FUND

Customer ID
3758 9396 BARBARO, MARK JOSEPH
0480 4751 BARBARO, STEVEN JAMES
4629 6692 BARBARO, ANTHONY
JOHN
8275 2300 GABBUSCH, DONNA
MARIE

BSB Account Number
035-225 162 537

Opening Balance	+ \$24.86
Total Credits	+ \$0.00
Total Debits	- \$0.00
Closing Balance	+ \$24.86

INTEREST RATES (PER ANNUM) ON CREDIT BALANCES

Effective Date	\$0 to \$1999	Over \$1999 to \$9999	Over \$9999 to \$19999	Over \$19999 to \$49999
17 Mar 2020	0.01 %	0.01 %	0.01 %	0.01 %
13 Nov 2020	0.00 %	0.00 %	0.00 %	0.00 %

Effective Date	Over \$49999 to \$99999	Over \$99999 to \$249999	Over \$249999 to \$499999	Over \$499999
17 Mar 2020	0.01 %	0.01 %	0.01 %	0.02 %
13 Nov 2020	0.00 %	0.00 %	0.00 %	0.00 %

TRANSACTIONS

Please check all entries on this statement and promptly inform Westpac of any possible error or unauthorised transaction

DATE	TRANSACTION DESCRIPTION	DEBIT	CREDIT	BALANCE
23/07/20	STATEMENT OPENING BALANCE			24.86
22/01/21	CLOSING BALANCE			24.86

CONVENIENCE AT YOUR FINGERTIPS

Use Online, Mobile or Tablet Banking to pay bills, transfer funds, check your account balances and much more



Statement Period
23 June 2020 - 23 July 2020

Westpac Business One Flexi

Account Name
MR MARK JOSEPH BARBARO & MR
STEVEN JAMES BARBARO & MR
ANTHONY JOHN BARBARO & MRS
DONNA MARIE GABBUSCH ATF J.
BARBARO & SONS STAFF SUPER FUND

Customer ID
3758 9396 BARBARO, MARK JOSEPH
0480 4751 BARBARO, STEVEN JAMES
4629 6692 BARBARO, ANTHONY
JOHN
8275 2300 GABBUSCH, DONNA
MARIE

BSB Account Number
035-225 162 537

Opening Balance	+ \$26.34
Total Credits	+ \$0.02
Total Debits	- \$1.50
Closing Balance	+ \$24.86

INTEREST RATES (PER ANNUM) ON CREDIT BALANCES

Effective Date	\$0 to \$1999	Over \$1999 to \$9999	Over \$9999 to \$19999	Over \$19999 to \$49999
17 Mar 2020	0.01 %	0.01 %	0.01 %	0.01 %

Effective Date	Over \$49999 to \$99999	Over \$99999 to \$249999	Over \$249999 to \$499999	Over \$499999
17 Mar 2020	0.01 %	0.01 %	0.01 %	0.02 %

TRANSACTIONS

Please check all entries on this statement and promptly inform Westpac of any possible error or unauthorised transaction

DATE	TRANSACTION DESCRIPTION	DEBIT	CREDIT	BALANCE
23/06/20	STATEMENT OPENING BALANCE			26.34
30/06/20	Interest Paid		0.02	26.36
01/07/20	Transaction Fee	1.50		24.86
23/07/20	CLOSING BALANCE			24.86

CONVENIENCE AT YOUR FINGERTIPS

Use Online, Mobile or Tablet Banking to pay bills, transfer funds, check your account balances and much more



Statement Period
23 June 2021 - 23 December 2021

Westpac Business Cash Reserve

Account Name
MR MARK JOSEPH BARBARO & MR
STEVEN JAMES BARBARO & MR
ANTHONY JOHN BARBARO & MRS
DONNA MARIE GABBUSCH ATF J.
BARBARO & SONS STAFF SUPER FUND

Customer ID
3758 9396 BARBARO, MARK JOSEPH
0480 4751 BARBARO, STEVEN JAMES
4629 6692 BARBARO, ANTHONY
JOHN
8275 2300 GABBUSCH, DONNA
MARIE

BSB Account Number
035-225 162 545

Opening Balance	+ \$254,342.28
Total Credits	+ \$2,512.22
Total Debits	- \$29,434.71
Closing Balance	+ \$227,419.79

INTEREST RATES (PER ANNUM) ON CREDIT BALANCES

Effective Date	\$0 to \$9999	Over \$9999 to \$19999	Over \$19999 to \$49999	Over \$49999 to \$99999
22 Jan 2021	0.01 %	0.01 %	0.01 %	0.01 %

Effective Date	Over \$99999 to \$499999	Over \$499999
22 Jan 2021	0.01 %	0.01 %

TRANSACTIONS

Please check all entries on this statement and promptly inform Westpac of any possible error or unauthorised transaction

DATE	TRANSACTION DESCRIPTION	DEBIT	CREDIT	BALANCE
23/06/21	STATEMENT OPENING BALANCE			254,342.28
30/06/21	Interest Paid		2.08	254,344.36
02/07/21	Deposit Online 2698271 Tfr Westpac Bus		500.00	254,844.36
30/07/21	Interest Paid		2.09	254,846.45
02/08/21	Deposit Online 2465188 Tfr Westpac Bus		500.00	255,346.45
09/08/21	Withdrawal Online 1159014 Tfr Westpac Bus	5,348.62		249,997.83
09/08/21	Withdrawal Online 1195192 Tfr Westpac Bus	818.59		249,179.24
31/08/21	Interest Paid		2.20	249,181.44



TRANSACTIONS

Please check all entries on this statement and promptly inform Westpac of any possible error or unauthorised transaction

DATE	TRANSACTION DESCRIPTION	DEBIT	CREDIT	BALANCE
17/09/21	Withdrawal Online 1532003 Tfr Westpac Bus	3,850.00		245,331.44
17/09/21	Withdrawal Online 1571004 Tfr Westpac Diy	3,740.00		241,591.44
17/09/21	Withdrawal Online 1574472 Tfr Westpac Bus	1,710.50		239,880.94
17/09/21	Withdrawal Online 1576756 Tfr Westpac Bus	4,840.00		235,040.94
30/09/21	Interest Paid		1.99	235,042.93
04/10/21	Deposit Online 2498115 Tfr Westpac Bus		500.00	235,542.93
14/10/21	Withdrawal Online 1170264 Tfr Westpac Bus	300.00		235,242.93
27/10/21	Withdrawal Online 1425444 Tfr Westpac Bus	6,490.00		228,752.93
29/10/21	Interest Paid		1.86	228,754.79
02/11/21	Deposit Online 2415140 Tfr Westpac Bus		500.00	229,254.79
22/11/21	Withdrawal Online 1353717 Tfr Westpac Bus	1,459.00		227,795.79
22/11/21	Withdrawal Online 1355862 Tfr Westpac Diy	378.00		227,417.79
30/11/21	Interest Paid		2.00	227,419.79
02/12/21	Deposit Online 2841407 Tfr Westpac Bus		500.00	227,919.79
03/12/21	Withdrawal Online 1318661 Tfr Westpac Bus	500.00		227,419.79
23/12/21	CLOSING BALANCE			227,419.79

CONVENIENCE AT YOUR FINGERTIPS

Use Online, Mobile or Tablet Banking to pay bills, transfer funds, check your account balances and much more

TRANSACTION FEE SUMMARY

To reconcile your Transaction Fee Summary you may need to refer to transactions listed on your previous statement(s).

Fee(s) charged to account 035-225 16-2545

Transaction fee(s) period 01 JUN 2021 to 30 JUN 2021

Total \$0.00

No transaction fee applies for electronic deposits and withdrawals and electronic telephone banking deposits and withdrawals. For further details refer to the Product Disclosure Statement document for your account.

Transaction fee(s) period 01 JUL 2021 to 31 JUL 2021

Total \$0.00

No transaction fee applies for electronic deposits and withdrawals and electronic telephone banking deposits and withdrawals. For further details refer to the Product Disclosure Statement document for your account.



Statement Period
23 December 2020 - 23 June 2021

Westpac Business Cash Reserve

Account Name
MR MARK JOSEPH BARBARO & MR
STEVEN JAMES BARBARO & MR
ANTHONY JOHN BARBARO & MRS
DONNA MARIE GABBUSCH ATF J.
BARBARO & SONS STAFF SUPER FUND

Customer ID
3758 9396 BARBARO, MARK JOSEPH
0480 4751 BARBARO, STEVEN JAMES
4629 6692 BARBARO, ANTHONY
JOHN
8275 2300 GABBUSCH, DONNA
MARIE

BSB Account Number
035-225 162 545

Opening Balance	+ \$252,980.55
Total Credits	+ \$3,027.52
Total Debits	- \$1,665.79
Closing Balance	+ \$254,342.28

INTEREST RATES (PER ANNUM) ON CREDIT BALANCES

Effective Date	\$0 to \$9999	Over \$9999 to \$19999	Over \$19999 to \$49999	Over \$49999 to \$99999
17 Mar 2020	0.01 %	0.05 %	0.05 %	0.05 %
22 Jan 2021	0.01 %	0.01 %	0.01 %	0.01 %

Effective Date	Over \$99999 to \$499999	Over \$499999
17 Mar 2020	0.05 %	0.05 %
22 Jan 2021	0.01 %	0.01 %

TRANSACTIONS

Please check all entries on this statement and promptly inform Westpac of any possible error or unauthorised transaction

DATE	TRANSACTION DESCRIPTION	DEBIT	CREDIT	BALANCE
23/12/20	STATEMENT OPENING BALANCE			252,980.55
31/12/20	Interest Paid		10.94	252,991.49
04/01/21	Deposit Online 2412298 Tfr Westpac Bus		500.00	253,491.49
29/01/21	Interest Paid		8.12	253,499.61
02/02/21	Deposit Online 2402529 Tfr Westpac Bus		500.00	253,999.61



TRANSACTIONS

Please check all entries on this statement and promptly inform Westpac of any possible error or unauthorised transaction

DATE	TRANSACTION DESCRIPTION	DEBIT	CREDIT	BALANCE
26/02/21	Interest Paid		1.94	254,001.55
02/03/21	Deposit Online 2506643 Tfr Westpac Bus		500.00	254,501.55
24/03/21	Withdrawal Online 1611101 Tfr Westpac Diy	901.16		253,600.39
25/03/21	Withdrawal Online 1180364 Tfr Westpac Diy	171.40		253,428.99
31/03/21	Interest Paid		2.29	253,431.28
06/04/21	Deposit Online 2557446 Tfr Westpac Bus		500.00	253,931.28
22/04/21	Withdrawal Online 1317277 Tfr Westpac Bus	89.53		253,841.75
22/04/21	Withdrawal Online 1322148 Tfr Westpac Bus	503.70		253,338.05
30/04/21	Interest Paid		2.08	253,340.13
03/05/21	Deposit Online 2592833 Tfr Westpac Bus		500.00	253,840.13
31/05/21	Interest Paid		2.15	253,842.28
02/06/21	Deposit Online 2569393 Tfr Westpac Bus		500.00	254,342.28
23/06/21	CLOSING BALANCE			254,342.28

CONVENIENCE AT YOUR FINGERTIPS

Use Online, Mobile or Tablet Banking to pay bills, transfer funds, check your account balances and much more

TRANSACTION FEE SUMMARY

To reconcile your Transaction Fee Summary you may need to refer to transactions listed on your previous statement(s).

Fee(s) charged to account 035-225 16-2545

Transaction fee(s) period 01 DEC 2020 to 31 DEC 2020

Total \$0.00

No transaction fee applies for electronic deposits and withdrawals and electronic telephone banking deposits and withdrawals. For further details refer to the Product Disclosure Statement document for your account.

Transaction fee(s) period 01 JAN 2021 to 31 JAN 2021

Total \$0.00

No transaction fee applies for electronic deposits and withdrawals and electronic telephone banking deposits and withdrawals. For further details refer to the Product Disclosure Statement document for your account.



Statement Period
23 June 2020 - 23 December 2020

Westpac Business Cash Reserve

Account Name
MR MARK JOSEPH BARBARO & MR
STEVEN JAMES BARBARO & MR
ANTHONY JOHN BARBARO & MRS
DONNA MARIE GABBUSCH ATF J.
BARBARO & SONS STAFF SUPER FUND

Customer ID
3758 9396 BARBARO, MARK JOSEPH
0480 4751 BARBARO, STEVEN JAMES
4629 6692 BARBARO, ANTHONY
JOHN
8275 2300 GABBUSCH, DONNA
MARIE

BSB Account Number
035-225 162 545

Opening Balance	+ \$370,188.70
Total Credits	+ \$3,114.85
Total Debits	- \$120,323.00
Closing Balance	+ \$252,980.55

INTEREST RATES (PER ANNUM) ON CREDIT BALANCES

Effective Date	\$0 to \$9999	Over \$9999 to \$19999	Over \$19999 to \$49999	Over \$49999 to \$99999
17 Mar 2020	0.01 %	0.05 %	0.05 %	0.05 %

Effective Date	Over \$99999 to \$499999	Over \$499999
17 Mar 2020	0.05 %	0.05 %

TRANSACTIONS

Please check all entries on this statement and promptly inform Westpac of any possible error or unauthorised transaction

DATE	TRANSACTION DESCRIPTION	DEBIT	CREDIT	BALANCE
23/06/20	STATEMENT OPENING BALANCE			370,188.70
29/06/20	Withdrawal Online 1115489 Tfr Westpac Diy Donna Early Releas	10,000.00		360,188.70
30/06/20	Interest Paid		9.27	360,197.97
02/07/20	Deposit Online 2673177 Tfr Westpac Bus		500.00	360,697.97
13/07/20	Withdrawal Online 1924523 Tfr Westpac Bus	11,000.00		349,697.97
15/07/20	ATM Deposit Handybank Rundle Mall 2 15/07 0882719555		36.77	349,734.74



TRANSACTIONS

Please check all entries on this statement and promptly inform Westpac of any possible error or unauthorised transaction

DATE	TRANSACTION DESCRIPTION	DEBIT	CREDIT	BALANCE
31/07/20	Interest Paid		15.04	349,749.78
03/08/20	Deposit Online 2415583 Tfr Westpac Bus		500.00	350,249.78
03/08/20	Transaction Fee	5.00		350,244.78
31/08/20	Interest Paid		14.87	350,259.65
02/09/20	Deposit Online 2472971 Tfr Westpac Bus		500.00	350,759.65
30/09/20	Interest Paid		14.41	350,774.06
02/10/20	Deposit Online 2682074 Tfr Westpac Bus		500.00	351,274.06
21/10/20	Transfer Withdrawal At Port Adelaide SA	3,000.00		348,274.06
21/10/20	Transfer Withdrawal At Port Adelaide SA	85,000.00		263,274.06
30/10/20	Interest Paid		13.34	263,287.40
02/11/20	Deposit Online 2524752 Tfr Westpac Bus		500.00	263,787.40
02/11/20	Transaction Fee	10.00		263,777.40
02/11/20	Withdrawal Online 1482069 Tfr Westpac Diy	1,049.00		262,728.40
18/11/20	Withdrawal Online 1100262 Tfr Westpac Diy	259.00		262,469.40
30/11/20	Interest Paid		11.15	262,480.55
02/12/20	Deposit Online 2644871 Tfr Westpac Bus		500.00	262,980.55
15/12/20	Withdrawal Online 1456923 Tfr Westpac Diy			
	Donna Early Super	10,000.00		252,980.55
23/12/20	CLOSING BALANCE			252,980.55

CONVENIENCE AT YOUR FINGERTIPS

Use Online, Mobile or Tablet Banking to pay bills, transfer funds, check your account balances and much more

TRANSACTION FEE SUMMARY

To reconcile your Transaction Fee Summary you may need to refer to transactions listed on your previous statement(s).

Fee(s) charged to account 035-225 16-2545

Transaction fee(s) period 01 JUN 2020 to 30 JUN 2020

Total \$0.00

No transaction fee applies for electronic deposits and withdrawals and electronic telephone banking deposits and withdrawals. For further details refer to the Product Disclosure Statement document for your account.

61800 - Distributions Receivable

2021 Financial Year

Preparer Kelly Fu

Reviewer Kelly Fu

Status Completed

Account Code	Description	CY Balance	LY Balance	Change
AAMF	Angas Asset Management Fund	\$898.72		100%
SFY.AX	SPDR S & P/ASX 50 Fund	\$273.31	\$244.61	11.73%
TOTAL		CY Balance	LY Balance	
		\$1,172.03	\$244.61	

Supporting Documents

- General Ledger [Report](#)
- 61800 - AGSU payment withheld 2021.pdf [AAMF](#)
- 61800 - SFY_Distribution withheld 30.6.2021.pdf [SFY.AX](#)
- 61800 - SFY_Distribution_Advice_2021_07_12.pdf [SFY.AX](#)

Standard Checklist

- Review aging of amounts receivable and comment on any delay in payment.

J Barbaro & Sons Staff Super Fund

General Ledger

As at 30 June 2021

Transaction Date	Description	Units	Debit	Credit	Balance \$
Distributions Receivable (61800)					
<u>Angas Asset Management Fund (AAMF)</u>					
20/10/2020	Return of capital to Unitholders		192.35		192.35 DR
16/11/2020	Return of capital to Unitholders		180.10		372.45 DR
17/12/2020	Return of capital to Unitholders		360.37		732.82 DR
17/02/2021	Return of capital to Unitholders		165.90		898.72 DR
			898.72		898.72 DR
<u>SPDR S & P/ASX 50 Fund (SFY.AX)</u>					
01/07/2020	Opening Balance				244.61 DR
10/07/2020	AUD 0.036838 FRANKED, 63.2017% CTR, 0.019634 CFI, DRP NIL DI			112.48	132.13 DR
30/06/2021			141.18		273.31 DR
			141.18	112.48	273.31 DR
Total Debits:	1,039.90				
Total Credits:	112.48				

Dividends & Payments

ANGAS SECURITIES LIMITED

Mr Anthony John Barbaro + Mr Mark Joseph Barbaro C*****0000

Payment Date	Net	Type	Method	Status
14/07/2022	\$398.12	Capital Payment	Direct Credit	Unissued Credit
22/04/2022	\$653.44	Capital Payment	Direct Credit	Unissued Credit
23/12/2021	\$210.74	Capital Payment	Direct Credit	Unissued Credit
13/07/2021	\$601.39	Capital Payment	Direct Credit	Unissued Credit
17/02/2021	\$165.90	Capital Payment	Direct Credit	Unissued Credit
17/12/2020	\$360.37	Capital Payment	Direct Credit	Unissued Credit
16/11/2020	\$180.10	Capital Payment	Direct Credit	Unissued Credit
20/10/2020	\$192.35	Capital Payment	Direct Credit	Failed
26/08/2019	\$192.97	Capital Payment	Direct Credit	Paid



Payment History

« View:

SPDR, I*****1293 (MR MARK BARBARO + MR STEVEN BARBARO <J BARBARO + SONS SF ACCOUNT>)

Date range from (dd/mm/yyyy)  to (dd/mm/yyyy) 

Displaying Payment History from 01 Jan 2020 to 30 Jun 2021

Payment Date	Issuer	Security Code	HIN/SRN EMP ID	Payment Type	Payment Amount	Payment Status	Download Statement
14/04/2021	SPDR	SFY	I*****1293	Distribution	\$156.31 AUD	DRP	
13/01/2021	SPDR	SFY	I*****1293	Distribution	\$106.06 AUD	DRP	
12/10/2020	SPDR	SFY	I*****1293	Distribution	\$118.54 AUD	DRP	
10/07/2020	SPDR	SFY	I*****1293	Distribution	\$112.48 AUD	DRP	
14/04/2020	SPDR	SFY	I*****1293	Distribution	\$132.13 AUD	Direct Credit (Rejected)	
13/01/2020	SPDR	SFY	I*****1293	Distribution	\$171.44 AUD	Direct Credit (Paid)	

Viewing 1 - 6 of 6

All Registry communications to:
C/- Link Market Services Limited
Locked Bag A14, Sydney South, NSW, 1235
Telephone: 1300 665 385
ASX Code: SFY
Security Code: SFY
Email: SPDR@linkmarketservices.com.au
Website: www.linkmarketservices.com.au



045 000789

MR MARK BARBARO &
MR STEVEN BARBARO
<J BARBARO & SONS SF ACCOUNT>
19-23 GRAHAM STREET
WINGFIELD SA 5013

Distribution Advice

Payment date: 12 July 2021
Record date: 30 June 2021
Reference no.: |*****1293

TFN/ABN RECEIVED AND RECORDED

Dear Unitholder,

This payment represents a distribution of 46.9044 cents for the period ended 30 June 2021, in respect of ordinary units entitled to participate at the record date. The final details of the distribution components (including any non-assessable amounts) will be advised in the AMIT Member Annual Statement for the year ended 30 June 2021.

Visit our investor website at www.linkmarketservices.com.au where you can view and change your details.

Class Description	Rate per Unit	Participating Units	Franked Component	Other Income Component	Gross Amount
Ordinary Units	46.9044 cents	301	\$58.51	\$82.67	\$141.18
				Net Amount:	\$141.18

Residual balance brought forward from your Plan account:	\$36.40
Total amount available for reinvestment:	\$177.58
This amount has been applied to ** 2 ** units at \$64.7122 per unit:	\$129.42
Residual balance carried forward in your Plan account:	\$48.16
Number of ordinary units held prior to allotment:	301
Ordinary units allotted this distribution:	2
*Total holding of ordinary units after the allotment:	303

*The "Total holding of ordinary units after the allotment" shown above may not be the current holding balance (it does not include any Ex distribution transfers registered after Ex date 29 June 2021, or any trades and/or allotments registered since Record date 30 June 2021. Neither SPDR S&P/ASX 50 Fund nor Link Market Services Limited will be liable for any losses incurred by any person who relies on the holding shown without making their own adjustments for any transactions.

This statement contains important information; please retain this statement for taxation purposes as a charge may be levied for a replacement.

The SPDR S&P/ASX 50 Fund declares that it is a managed investment trust for the purposes of Subdivision 12-H of the Taxation Administration Act 1953 ("TAA 1953") in respect of the income year ended 30 June 2021. This distribution relates to the trust's year of income ended 30 June 2021. For the purpose of Section 12-405 of Schedule 1 of the TAA 1953, the "Fund Payment" portion of the distribution is calculated as the sum of the following components:

- Australian Sourced Income
 - Other Income
 - Clean building MIT
 - Excluded non concessional MIT income
 - Non concessional MIT income
- Capital Gains Taxable Australian Property
 - Discounted – multiplied by 2
 - Indexation method
 - Other method

62550 - Reinvestment Residual Account

2021 Financial Year

Preparer Kelly Fu

Reviewer Kelly Fu

Status Completed

Account Code	Description	CY Balance	LY Balance	Change
SFY.AX	SPDR S & P/ASX 50 Fund	\$36.40	\$47.93	(24.06)%
TOTAL		CY Balance	LY Balance	
		\$36.40	\$47.93	

Supporting Documents

- General Ledger [Report](#)
- 62550 - SFY_Distribution_Advice_2021_07_12.pdf

Standard Checklist

- Attach all source documentation
- Ensure all Transactions have been entered

J Barbaro & Sons Staff Super Fund

General Ledger

As at 30 June 2021

Transaction Date	Description	Units	Debit	Credit	Balance \$
Reinvestment Residual Account (62550)					
SPDR S & P/ASX 50 Fund (SFY.AX)					
01/07/2020	Opening Balance				47.93 DR
10/07/2020	AUD 0.036838 FRANKED, 63.2017% CTR, 0.019634 CFI, DRP NIL DI		0.09		48.02 DR
10/07/2020	AUD 0.036838 FRANKED, 63.2017% CTR, 0.019634 CFI, DRP NIL DI			47.93	0.09 DR
12/10/2020	AUD 0.354377 FRANKED, 32.2497% CTR, 0.020845 CFI, DRP NIL DI		14.07		14.16 DR
12/10/2020	AUD 0.354377 FRANKED, 32.2497% CTR, 0.020845 CFI, DRP NIL DI			0.09	14.07 DR
13/01/2021	AUD 0.273721 FRANKED, 31.8496% CTR, 0.061359 CFI, DRP NIL DI		2.02		16.09 DR
13/01/2021	AUD 0.273721 FRANKED, 31.8496% CTR, 0.061359 CFI, DRP NIL DI			14.07	2.02 DR
14/04/2021	AUD 0.478402 FRANKED, 31.5876% CTR, 0.0098 CFI, DRP NIL DISC		36.40		38.42 DR
14/04/2021	AUD 0.478402 FRANKED, 31.5876% CTR, 0.0098 CFI, DRP NIL DISC			2.02	36.40 DR
			52.58	64.11	36.40 DR

Total Debits: 52.58

Total Credits: 64.11

All Registry communications to:
C/- Link Market Services Limited
Locked Bag A14, Sydney South, NSW, 1235
Telephone: 1300 665 385
ASX Code: SFY
Security Code: SFY
Email: SPDR@linkmarketservices.com.au
Website: www.linkmarketservices.com.au



045 000789

MR MARK BARBARO &
MR STEVEN BARBARO
<J BARBARO & SONS SF ACCOUNT>
19-23 GRAHAM STREET
WINGFIELD SA 5013

Distribution Advice

Payment date: 12 July 2021
Record date: 30 June 2021
Reference no.: |*****1293

TFN/ABN RECEIVED AND RECORDED

Dear Unitholder,

This payment represents a distribution of 46.9044 cents for the period ended 30 June 2021, in respect of ordinary units entitled to participate at the record date. The final details of the distribution components (including any non-assessable amounts) will be advised in the AMIT Member Annual Statement for the year ended 30 June 2021.

Visit our investor website at www.linkmarketservices.com.au where you can view and change your details.

Class Description	Rate per Unit	Participating Units	Franked Component	Other Income Component	Gross Amount
Ordinary Units	46.9044 cents	301	\$58.51	\$82.67	\$141.18
				Net Amount:	\$141.18

Residual balance brought forward from your Plan account:	\$36.40
Total amount available for reinvestment:	\$177.58
This amount has been applied to ** 2 ** units at \$64.7122 per unit:	\$129.42
Residual balance carried forward in your Plan account:	\$48.16
Number of ordinary units held prior to allotment:	301
Ordinary units allotted this distribution:	2
*Total holding of ordinary units after the allotment:	303

*The "Total holding of ordinary units after the allotment" shown above may not be the current holding balance (it does not include any Ex distribution transfers registered after Ex date 29 June 2021, or any trades and/or allotments registered since Record date 30 June 2021. Neither SPDR S&P/ASX 50 Fund nor Link Market Services Limited will be liable for any losses incurred by any person who relies on the holding shown without making their own adjustments for any transactions.

This statement contains important information; please retain this statement for taxation purposes as a charge may be levied for a replacement.

The SPDR S&P/ASX 50 Fund declares that it is a managed investment trust for the purposes of Subdivision 12-H of the Taxation Administration Act 1953 ("TAA 1953") in respect of the income year ended 30 June 2021. This distribution relates to the trust's year of income ended 30 June 2021. For the purpose of Section 12-405 of Schedule 1 of the TAA 1953, the "Fund Payment" portion of the distribution is calculated as the sum of the following components:

- Australian Sourced Income
 - Other Income
 - Clean building MIT
 - Excluded non concessional MIT income
 - Non concessional MIT income
- Capital Gains Taxable Australian Property
 - Discounted – multiplied by 2
 - Indexation method
 - Other method

65500 - Deceased Estate Holding Account

2021 Financial Year

Preparer Kelly Fu

Reviewer Kelly Fu

Status N/A - Not Applicable

Account Code	Description	CY Balance	LY Balance	Change
65500	Deceased Estate Holding Account			0%
TOTAL		CY Balance	LY Balance	

Supporting Documents

No supporting documents

Standard Checklist

- Attach all source documentation
- Ensure all Transactions have been entered

68000 - Sundry Debtors

2021 Financial Year

Preparer Kelly Fu

Reviewer Kelly Fu

Status Completed

Account Code	Description	CY Balance	LY Balance	Change
68000	Sundry Debtors	\$60,128.47		100%
TOTAL		CY Balance	LY Balance	
		\$60,128.47		

Supporting Documents

- General Ledger [Report](#)

Standard Checklist

- Match to Source Documentation

Notes

Kelly Fu

Note

23/01/2023 16:36

This is internal loan account, which is fully offset against each other by Barbaro SF, J Barbaro & Son Staff SF and FSM SF.

J Barbaro & Sons Staff Super Fund

General Ledger

As at 30 June 2021

Transaction Date	Description	Units	Debit	Credit	Balance \$
Sundry Debtors (68000)					
<u>Sundry Debtors (68000)</u>					
13/07/2020	WITHDRAWAL ONLINE 1924523 TFR Westpac Bus		11,000.00		11,000.00 DR
21/10/2020	TRANSFER WITHDRAWAL AT PORT ADELAIDE SA		85,000.00		96,000.00 DR
21/10/2020	TRANSFER WITHDRAWAL AT PORT ADELAIDE SA		3,000.00		99,000.00 DR
02/11/2020	WITHDRAWAL ONLINE 1482069 TFR Westpac DIY		1,049.00		100,049.00 DR
18/11/2020	WITHDRAWAL ONLINE 1100262 TFR Westpac DIY		259.00		100,308.00 DR
24/03/2021	WITHDRAWAL ONLINE 1611101 TFR Westpac DIY		901.16		101,209.16 DR
25/03/2021	WITHDRAWAL ONLINE 1180364 TFR Westpac DIY		171.40		101,380.56 DR
30/06/2021	rent expenses reconciliation			702.46	100,678.10 DR
30/06/2021	Proceed on sale of lot 2129		71,893.28		172,571.38 DR
30/06/2021	re allocation			112,442.91	60,128.47 DR
			173,273.84	113,145.37	60,128.47 DR

Total Debits: 173,273.84

Total Credits: 113,145.37

77250 - Real Estate Properties (Australian - Non Residential)

2021 Financial Year

Preparer Kelly Fu

Reviewer Kelly Fu

Status Completed

Account Code	Description	CY Units	CY Balance	LY Units	LY Balance	Change
JBARBARO_CAPITALISED	Capitalised Expenses - Pt Wakefield	0.000000		1.000000	\$651.74	100%
JBARBSF	5 Hopkins Street (50% ownership)	1.000000	\$147,250.84	1.000000	\$147,250.84	0%
PORTWAKE1	Port Wakefield Property - Lot 2129 (57% ownership)	0.000000		1.000000	\$67,260.00	100%
TOTAL			CY Balance	LY Units	LY Balance	
		1.000000	\$147,250.84	3.000000	\$215,162.58	

Supporting Documents

- General Ledger [Report](#)
- Investment Movement Report [Report](#)
- CT V5634 F930 - 5 Hopkins St Wingfield.pdf
- 2021 SMSF Minutes Property Declaration - 5 Hopkins St (50%).pdf
- Lot 2129 PW Highway - Sale Settlement 19.3.2021.pdf

Standard Checklist

- Attach copies of Purchase or Sale contracts if property was purchased or disposed of during the year.
- Attach copy of current certificate of title.
- Attach Declaration of Trust
- Ensure all Investments are valued correctly at June 30
- Ensure the investment is in accordance with the Fund's investment strategy
- Ensure the investment is in accordance with the SIS Act

J Barbaro & Sons Staff Super Fund

Investment Movement Report

As at 30 June 2021

Investment	Opening Balance		Additions		Disposals			Closing Balance		
	Units	Cost	Units	Cost	Units	Cost	Accounting Profit/(Loss)	Units	Cost	Market Value
Bank Accounts										
Westpac Business Cash Reserve ***2545		360,197.97		6,135.18		(111,988.79)			254,344.36	254,344.36
Westpac Business Flexi ***2537		26.34		843.23		(847.73)			21.84	21.84
		360,224.31		6,978.41		(112,836.52)			254,366.20	254,366.20
Real Estate Properties (Australian - Non Residential)										
JBARBSF - 5 Hopkins Street (50% ownership)	1.00	76,777.96						1.00	76,777.96	147,250.84
JBARBARO_CAPITALISED - Capitalised Expenses - Pt Wakefield	1.00	355.71			(1.00)	(355.71)	296.03		0.00	
PORTWAKE1 - Port Wakefield Property - Lot 2129 (57% ownership)	1.00	16,505.22			(1.00)	(16,505.22)	54,736.32		0.00	
		93,638.89				(16,860.93)	55,032.35		76,777.96	147,250.84
Units in Listed Unit Trusts (Australian)										
SFY.AX - SPDR S & P/ASX 50 Fund	292.00	13,248.33	9.00	504.92				301.00	13,753.25	19,667.34
		13,248.33		504.92					13,753.25	19,667.34
Units in Unlisted Unit Trusts (Australian)										
AAMF - Angas Asset Management Fund	13,739.00	13,739.00			(2,349.00)	(2,349.00)	(1,450.28)	11,390.00	11,390.00	3,975.11
		13,739.00				(2,349.00)	(1,450.28)		11,390.00	3,975.11

480,850.53

7,483.33

(132,046.45)

53,582.07

356,287.41

425,259.49

J Barbaro & Sons Staff Super Fund

General Ledger

As at 30 June 2021

Transaction Date	Description	Units	Debit	Credit	Balance \$
Real Estate Properties (Australian - Non Residential) (77250)					
<u>Capitalised Expenses - Pt Wakefield (JBARBARO_CAPITALISED)</u>					
01/07/2020	Opening Balance	1.00			651.74 DR
19/03/2021	Sale of LOT 2129 @ 57%	(1.00)		355.71	296.03 DR
19/03/2021	Unrealised Gain writeback as at 19/03/2021			296.03	0.00 DR
		0.00		651.74	0.00 DR
<u>5 Hopkins Street (50% ownership) (JBARBSF)</u>					
01/07/2020	Opening Balance	1.00			147,250.84 DR
		1.00			147,250.84 DR
<u>Port Wakefield Property - Lot 2129 (57% ownership) (PORTWAKE1)</u>					
01/07/2020	Opening Balance	1.00			67,260.00 DR
19/03/2021	Sale of LOT 2129 @ 57%	(1.00)		16,505.22	50,754.78 DR
19/03/2021	Unrealised Gain writeback as at 19/03/2021			50,754.78	0.00 DR
		0.00		67,260.00	0.00 DR
Total Debits:		0.00			
Total Credits:				67,911.74	

Minutes of a meeting of the Trustee(s)

held on 30 June 2021 at 3 Leslie Street West, Woodville, South Australia 5011

PRESENT: Anthony John Barbaro, Mark Joseph Barbaro, Donna Marie Gabbusch and Steven James Barbaro

MINUTES: The following declaration is made in respect of the assets listed below for the financial year ended 30 June 2021:

Property	5 Hopkins St, Wingfield SA 5013
Land Title Reference	CT V5634 F930
Registered Proprietor(s)	Anthony John Barbaro Mark Joseph Barbaro Donna Marie Gabbusch Steven James Barbaro
Proportion Owned by Fund (if less than 100%)	50%

- The Registered Proprietor(s) hold the property in trust for the Fund
- There are no liens or encumbrances on the property
- The valuation of the asset is at market value in accordance with the requirements of SIS Regulation 8.02B and subsection 10(1) of the SIS Act. We confirm that no event has occurred since the date of the last valuation which would cause a significant change to that valuation.
- The property is not rented to a member (or related party of the Fund) and no personal use or benefit has been gained from the property by a member (or related party) of the Fund.

TRUSTEE'S DECLARATION: It was resolved that the trustee's declaration of the superannuation fund be signed.

CLOSURE: All resolutions for this meeting were made in accordance with the SISA and Regulations.

There being no further business the meeting then closed.

Signed as a true record –

.....

Anthony John Barbaro

Chairperson

Certificate of Title

Title Reference	CT 5634/930
Status	CURRENT
Easement	NO
Owner Number	12665595
Address for Notices	19-23 GRAHAM ST WINGFIELD 5013
Area	780M ² (APPROXIMATE)

Estate Type

Fee Simple

Registered Proprietor

JOE BARBARO
OF C/- 19-23 GRAHAM STREET WINGFIELD SA 5013
1 / 7 SHARE

BARBARA LESLIE BARBARO
OF C/- 19-23 GRAHAM STREET WINGFIELD SA 5013
1 / 7 SHARE

ANTHONY JOHN BARBARO
OF C/- 19-23 GRAHAM STREET WINGFIELD SA 5013
1 / 7 SHARE

STEVEN JAMES BARBARO
OF C/- 19-23 GRAHAM STREET WINGFIELD SA 5013
1 / 7 SHARE

PETER JOHN BARBARO
OF C/- 19-23 GRAHAM STREET WINGFIELD SA 5013
1 / 7 SHARE

DONNA MARIE BARBARO-SMITH
OF C/- 19-23 GRAHAM STREET WINGFIELD SA 5013
1 / 7 SHARE

MARK JOSEPH BARBARO
OF C/- 19-23 GRAHAM STREET WINGFIELD SA 5013
1 / 7 SHARE

Description of Land

ALLOTMENT 90 DEPOSITED PLAN 5399
IN THE AREA NAMED WINGFIELD
HUNDRED OF PORT ADELAIDE

Last Sale Details

Dealing Reference	TRANSFER (T) 9385484
Dealing Date	15/07/2002
Sale Price	\$187,000
Sale Type	TRANSFER OF A PARTIAL INTEREST OR AN INTEREST IN MULTIPLE TITLES

Constraints

Encumbrances

NIL

Stoppers

NIL

Valuation Numbers

Valuation Number	Status	Property Location Address
063142300*	CURRENT	5 HOPKINS STREET, WINGFIELD, SA 5013

Notations

Dealings Affecting Title

NIL

Notations on Plan

NIL

Registrar-General's Notes

PLAN FOR LEASE PURPOSES VIDE G483/1990

Administrative Interests

NIL

Valuation Record

Valuation Number	063142300*
Type	Site & Capital Value
Date of Valuation	01/01/2020
Status	CURRENT
Operative From	01/07/1966
Property Location	5 HOPKINS STREET, WINGFIELD, SA 5013
Local Government	PORT ADELAIDE ENFIELD
Owner Names	ANTHONY JOHN BARBARO JOE BARBARO BARBARA LESLIE BARBARO STEVEN JAMES BARBARO MARK JOSEPH BARBARO PETER JOHN BARBARO DONNA MARIE BARBARO-SMITH
Owner Number	12665595
Address for Notices	19-23 GRAHAM ST WINGFIELD 5013
Zone / Subzone	E - Employment\
Water Available	Yes
Sewer Available	Yes

Land Use 3819 - Fabricated Metal Products / Except Machinery And Equipment N.E.C.
Description FACTORY/CAN
Local Government Description Industry - Other

Parcels

Plan/Parcel	Title Reference(s)
D5399 ALLOTMENT 90	CT 5634/930

Values

Financial Year	Site Value	Capital Value	Notional Site Value	Notional Capital Value	Notional Type
Current	\$275,000	\$360,000			
Previous	\$275,000	\$360,000			

Building Details

Valuation Number 063142300*
Building Style Not Available
Year Built Not Available
Building Condition Not Available
Wall Construction Iron
Roof Construction Galvanised Iron
Equivalent Main Area Not Available
Number of Main Rooms Not Available

Note – this information is not guaranteed by the Government of South Australia



SHORT & ASSOCIATES CONVEYANCING

Level 1, 165 Hutt Street, Adelaide SA 5000
PO Box 7104, Hutt Street SA 5000
T: 08 8223 4988 F: 08 8223 1588
daniel@shortandassociates.com.au
ACN 069 684 966

SETTLEMENT STATEMENT

Tax invoice in respect of items marked with '*'

ABN: 84 069 684 966

Sale of: Lot 2129 Port Wakefield Highway, Port Wakefield
Anticipated Settlement Date: 19 March 2021
Adjustment Date: 18 March 2021

Description	Debit	Credit
Sale Price		\$130,000.00
Council Rates \$473.60 per annum Adjusted as paid to 30/06/2021 - 365 days Purchaser allows 104 days For period 18/03/2021 to 30/06/2021		\$134.94
Water & Sewerage \$67.85 per quarter (annual basis) Paid to 31/03/2021 Purchaser allows 13 days For period 18/03/2021 to 31/03/2021		\$9.67
Emergency Services Levy \$63.00 per annum Paid to 30/06/2021 - 365 days Purchaser allows 104 days For period 18/03/2021 to 30/06/2021		\$17.95
form 1	\$300.00	
Council Rates due and payable	\$354.00	
Conveyancing Fee	\$0.00	
GST	\$0.00	
Searches, statutory enquiries, photocopying, postage & admin costs	\$0.00	
GST	\$0.00	
Secure File Archiving & Storage Fee	\$0.00	
GST	\$0.00	
Agent's Commission	\$3,380.00	

Amount Payable to Vendor on Settlement	\$126,128.56	
* Total GST included in this Statement: \$0.00	\$130,162.56	\$130,162.56

Please keep this statement for future reference. Any requests for a duplicate of this statement made more than 12 months after settlement, may incur a fee for retrieval costs.

SHORT AND ASSOCIATES TRUST ACCOUNT
BSB 015 056 ACC 3538 81632

78200 - Units in Listed Unit Trusts (Australian)

2021 Financial Year

Preparer Kelly Fu

Reviewer Kelly Fu

Status Completed

Account Code	Description	CY Units	CY Balance	LY Units	LY Balance	Change
SFY.AX	SPDR S & P/ASX 50 Fund	301.000000	\$19,667.34	292.000000	\$15,572.36	26.3%
TOTAL		CY Units	CY Balance	LY Units	LY Balance	
		301.000000	\$19,667.34	292.000000	\$15,572.36	

Supporting Documents

- Investment Movement Report [Report](#)
- 78200 - SFY portfolio value 30.6.2021.pdf

Standard Checklist

- Attach copies of Statements and Source Documentation
- Attach Investment Movement Report
- Ensure all Investments are valued correctly at June 30
- Ensure the investment is in accordance with the Fund's investment strategy
- Ensure the investment is in accordance with the SIS Act

J Barbaro & Sons Staff Super Fund

Investment Movement Report

As at 30 June 2021

Investment	Opening Balance		Additions		Disposals			Closing Balance		
	Units	Cost	Units	Cost	Units	Cost	Accounting Profit/(Loss)	Units	Cost	Market Value
Bank Accounts										
Westpac Business Cash Reserve ***2545		360,197.97		6,135.18		(111,988.79)			254,344.36	254,344.36
Westpac Business Flexi ***2537		26.34		843.23		(847.73)			21.84	21.84
		360,224.31		6,978.41		(112,836.52)			254,366.20	254,366.20
Real Estate Properties (Australian - Non Residential)										
JBARBSF - 5 Hopkins Street (50% ownership)	1.00	76,777.96						1.00	76,777.96	147,250.84
JBARBARO_CAPITALISED - Capitalised Expenses - Pt Wakefield	1.00	355.71			(1.00)	(355.71)	296.03		0.00	
PORTWAKE1 - Port Wakefield Property - Lot 2129 (57% ownership)	1.00	16,505.22			(1.00)	(16,505.22)	54,736.32		0.00	
		93,638.89				(16,860.93)	55,032.35		76,777.96	147,250.84
Units in Listed Unit Trusts (Australian)										
SFY.AX - SPDR S & P/ASX 50 Fund	292.00	13,248.33	9.00	504.92				301.00	13,753.25	19,667.34
		13,248.33		504.92					13,753.25	19,667.34
Units in Unlisted Unit Trusts (Australian)										
AAMF - Angas Asset Management Fund	13,739.00	13,739.00			(2,349.00)	(2,349.00)	(1,450.28)	11,390.00	11,390.00	3,975.11
		13,739.00				(2,349.00)	(1,450.28)		11,390.00	3,975.11

480,850.53

7,483.33

(132,046.45)

53,582.07

356,287.41

425,259.49

Balance History

Currency Australian Dollar 

 **View:**

SPDR, I*****1293 (MR MARK BARBARO + MR STEVEN BARBARO <J BARBARO + SONS SF ACCOUNT>)

Balance as at date (dd/mm/yyyy) 30/06/2021 

Displaying Balance History as at **30 Jun 2021**

HIN/SRN EMP ID	Security Code▲	Closing Price (AUD)	Total Balance	Tradeable Balance	Total Value (AUD)
I*****1293	SFY	65.34	301	301	19,667.34

Viewing 1 - 1 of 1
Total Value: \$ 19,667.34

Ask us now 

78400 - Units in Unlisted Unit Trusts (Australian)

2021 Financial Year

Preparer Kelly Fu

Reviewer Kelly Fu

Status Completed

Account Code	Description	CY Units	CY Balance	LY Units	LY Balance	Change
AAMF	Angas Asset Management Fund	11390.000000	\$3,975.11	13739.000000	\$5,330.73	(25.43)%
TOTAL		CY Units	CY Balance	LY Units	LY Balance	
		11390.000000	\$3,975.11	13739.000000	\$5,330.73	

Supporting Documents

- Investment Movement Report [Report](#)
- 78400 - AGSU_Issuer_Annual_Tax_Statement_2021_07_30.pdf

Standard Checklist

- Attach copies of Statements and Source Documentation
- Attach Investment Movement Report
- Ensure all Investments are valued correctly at June 30
- Ensure the investment is in accordance with the Fund's investment strategy
- Ensure the investment is in accordance with the SIS Act

J Barbaro & Sons Staff Super Fund

Investment Movement Report

As at 30 June 2021

Investment	Opening Balance		Additions		Disposals			Closing Balance		
	Units	Cost	Units	Cost	Units	Cost	Accounting Profit/(Loss)	Units	Cost	Market Value
Bank Accounts										
Westpac Business Cash Reserve ***2545		360,197.97		6,135.18		(111,988.79)			254,344.36	254,344.36
Westpac Business Flexi ***2537		26.34		843.23		(847.73)			21.84	21.84
		360,224.31		6,978.41		(112,836.52)			254,366.20	254,366.20
Real Estate Properties (Australian - Non Residential)										
JBARBSF - 5 Hopkins Street (50% ownership)	1.00	76,777.96						1.00	76,777.96	147,250.84
JBARBARO_CAPITALISED - Capitalised Expenses - Pt Wakefield	1.00	355.71			(1.00)	(355.71)	296.03		0.00	
PORTWAKE1 - Port Wakefield Property - Lot 2129 (57% ownership)	1.00	16,505.22			(1.00)	(16,505.22)	54,736.32		0.00	
		93,638.89				(16,860.93)	55,032.35		76,777.96	147,250.84
Units in Listed Unit Trusts (Australian)										
SFY.AX - SPDR S & P/ASX 50 Fund	292.00	13,248.33	9.00	504.92				301.00	13,753.25	19,667.34
		13,248.33		504.92					13,753.25	19,667.34
Units in Unlisted Unit Trusts (Australian)										
AAMF - Angas Asset Management Fund	13,739.00	13,739.00			(2,349.00)	(2,349.00)	(1,450.28)	11,390.00	11,390.00	3,975.11
		13,739.00				(2,349.00)	(1,450.28)		11,390.00	3,975.11

480,850.53

7,483.33

(132,046.45)

53,582.07

356,287.41

425,259.49

ANGAS ASSET MANAGEMENT FUND

ARSN 633 454 832

Angas Securities Limited ACN 091 942 728 AFSL 232479

As Responsible Entity for the Angas Asset Management Fund

REGISTERED OFFICE:

Level 14, 26 Flinders Street, Adelaide SA 5000

Unit Registry:



Online:

www.computershare.com.au/easyupdate/agsu



By Mail:

Computershare Investor Services Pty Limited

GPO Box 2975 Melbourne

VIC 3001 Australia

Enquiries:

(within Australia) 1300 556 161

(international) 61 3 9415 4000

000107 045 AGSU



MR ANTHONY JOHN BARBARO &
MR MARK JOSEPH BARBARO
<J BARBARO & SONS STF SF A/C>
19-23 GRAHAM STREET
WINGFIELD SA 5013

Holder Number

SRN WITHHELD

Statement Date: 30 July 2021

Annual Statement* for the period ended 30th June 2021 Angas Asset Management Fund (AAMF)

*This statement reflects your Annual Statement for your Unitholding and the value of your Units for the quarter ended 30th June 2021 as assessed by the Responsible Entity.

Description of Units	Valuation per Unit 30/06/2021	Number of Units	Valuation of Unitholding 30/06/2021
Fully Paid Units	\$0.349	11,390	\$3,975.11

Return of capital to Unitholders for the period ending 30th June 2021 by AAMF was as follows:

Payment Date	Number of Units Redeemed*	Redemption Amount
20/10/2020	496	\$192.35
16/11/2020	464	\$180.10
17/12/2020	929	\$360.37
17/02/2021	460	\$165.90

Note: Distribution payments made to Unitholders are a return of capital and not a distribution of interest or income. Therefore, the distributions are not to be treated as assessable income.

*Please refer to the Redemption Advices despatched to Unitholders on the Payment Dates for further details of each payment.

PLEASE RETAIN THIS STATEMENT FOR YOUR TAXATION RECORDS

ANGAS ASSET MANAGEMENT FUND

ARSN 633 454 832

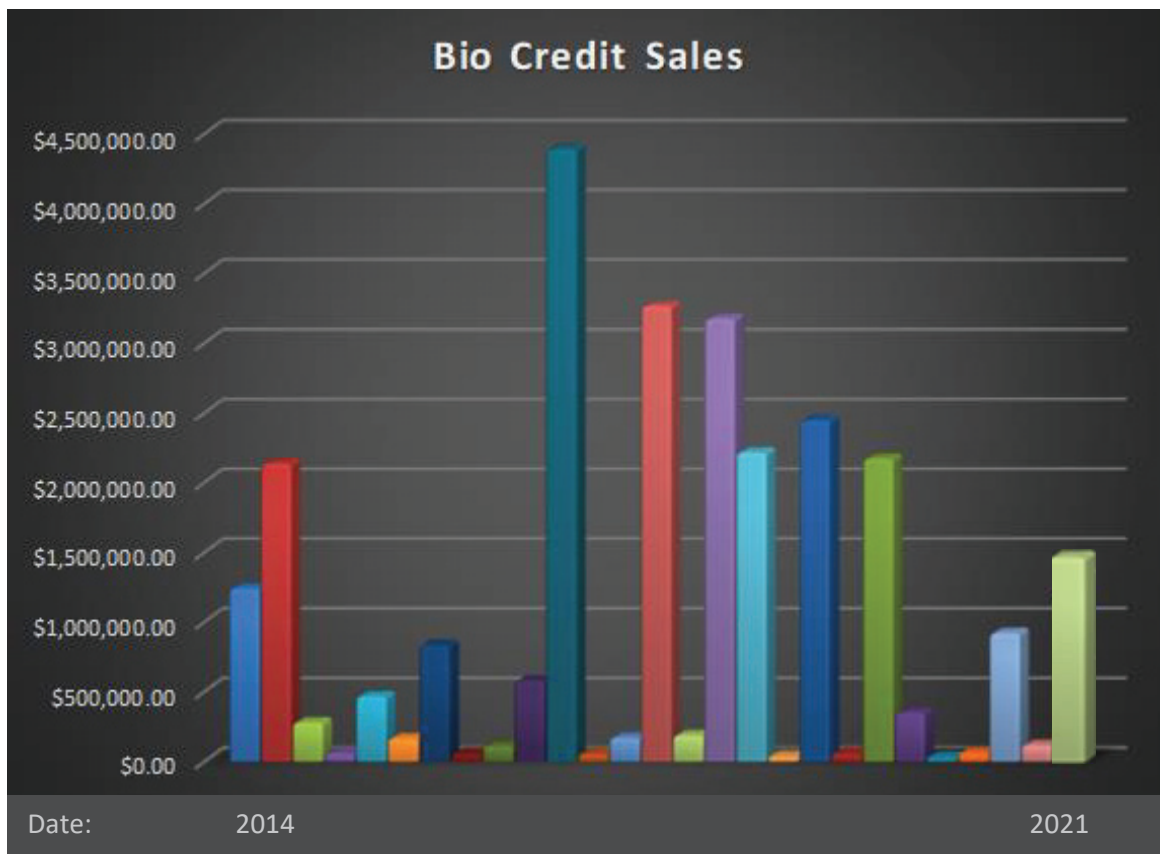
Angas Securities Limited ACN 091 942 728 AFSL 232479 ("Angas")
As Responsible Entity for the Angas Asset Management Fund ("AAMF")

PORTFOLIO OVERVIEW AS AT 30 JUNE 2021

This narrative overview covers the period from 31 December 2020 to 30 June 2021.

Fernhill Bio Credits

Fernhill Bio Credits comprise a significant proportion of AAMF's remaining pool of assets. Bio Credits have been a valuable source of inflows but sales are demand driven. There has been one sale in the period for \$490,000 at a credit price in line with AAMF Balance Sheet projections with another sale negotiated by the same intermediary for another client of \$320,000 which should settle early in FY22.



When initially issued, each bio credit agreement included a preservation fund for the particular site to meet the costs of ongoing environmental management. Hence, a portion of sale proceeds was required to be contributed by AAMF until the specified fund limit was met. All required contributions for all issued bio credits have now been paid so all future sale proceeds will flow to AAMF after payment of sales costs and commissions. The above chart shows bio credit sales since inception in 2014 (including for 5 years prior to the establishment of AAMF). Gross sales to 30 June 2021 have been \$32,789,400 ex GST with projected gross bio credits remaining unsold of \$11,503,300 ex GST. Flora sale prices have held up well. There have been no bio credit fauna sales at all yet.

Western Precinct Subdivision

In order to achieve a greater sale price, AAMF obtained a DA to split the Western Precinct at Fernhill into two titles. These new titles were not issued by Easter as had been hoped. An Electricity Easement over an adjoining property was required with a signed consent by the owner of that property and his bank being needed. After four months, the bank advised AAMF's lawyers that it had lost the instrument. A new one was issued and was promptly signed. The new titles to Lot 1 and Lot 2 were issued on 7 June 2021 with both Biobanking Agreements 411 & 412 registered on each title. The next step is to regularize this situation so that BA 411 is only registered on title to Lot 1 and BA 412 is only registered on Lot 2 before the titles can be transferred upon sale by AAMF.

Lot 1 has been sold and will settle once the BA situation has been notated. The proceeds of settlement will comprise portion of the next dividend to be paid to you. Lot 2 has been sold too. 5% deposit has been paid. The purchaser will settle on 15 September 2021 but requires some vendor finance from AAMF for part of the purchase price. The purchaser has offered a first mortgage over Lot 2. The loan will be for 12 months and interest will be paid to AAMF. Both land sales are at prices in line with AAMF book value. Part of the Lot 2 sale proceeds will be paid to AAMF on 15 September 2021 and the balance will be paid within the next 12 months.

Project Developments Pty Ltd

The development site at Dayton has sold at market value but 20% below AAMF book value. This sale represents part of the revaluation in the AAMF unit price. The purchaser missed the settlement date of 15 June 2021. The contract provided for \$20,000 increase in the purchase price which was collected. Settlement was achieved on 29 June 2021 despite the lockdown imposed by the WA government, but this settlement was too late to enable payment to AAMF unit holders prior to the end of FY21. The sale proceeds formed a large part of the redemption paid to you on 13 July 2021. In addition, AAMF has claimed a deposit from a failed 2020 contract but remains in dispute with the defaulting purchaser.

Como Residential Pty Ltd

The land at Wellard is a residential development site. AAMF has applied to remove an Odour Buffer from the zoning which restricts residential development of the whole site. A Livestock Holding Facility ("LHF") located one kilometre away is on land recently acquired by Stockland as part of a Master Planned future community. The LHF has been leased by Stockland in the meantime and it continues to operate. The Western Australian Planning Commission ("WAPC") has relied on a generic "one kilometre" buffer to refuse to lift the zoning restriction. The need for and size of the generic buffer can be rebutted by expert evidence to be adjudicated by the State Administrative Tribunal. There will be a hearing held this year. A favourable result will greatly enhance the realizable value of the site. Meanwhile, AAMF will take steps to ensure that odour emissions from LHF which are not meant to cause a nuisance to other properties are being properly regulated.

434 Safety Bay Road Pty Ltd

This development site of 13,130sqm sits on the beachfront at Safety Bay in metropolitan Perth. The local council has re-zoned the site to require a hotel or tavern as part of any future development. A conditional sale to a syndicate for \$5.0M has been negotiated with the site proposed to be sub-divided into five (5) lots including one set aside for a tavern. This syndicate has pre-commitment from an established publican. Contracts have been executed which cannot settle until development approval

is granted and five new titles are issued. AAMF will have to provide some vendor finance as well. Interest will be paid on any vendor finance. An application for Development Approval was lodged on 13 May 2021. A substantial application fee was paid by the purchaser which shows commitment to the process. Should approval be granted, a plan of subdivision can be lodged leading to the issue of five new titles which will permit the five contracts of sale to settle. There is uncertainty around the timing of these events. This negotiated arrangement will provide the best return to AAMF investors. A succession of earlier deals did not settle because of the re-zoning that requires a hotel or tavern on site. Whether the five sales contracts proceed to settlement will depend upon the outcome of the purchaser's development application. Present indications are that the Development Approval process will not be completed before the end of this calendar year.

Augusta Developments Pty Ltd

This development site within St Eyre Estate forms vacant land (without roads and services) that can be developed as Stages 6 to 8 of an eight-stage project commenced by the borrower in accordance with the Master Plan for Port Augusta West. Stages 1 & 2 sold out. Sales of individual allotments have stagnated for several years since then. There were 10 sales in Stage 3 in 2020 and a further 2 sales this year following the Council having sealed 900 metres of road leading to the Estate. The AAMF site is being actively marketed and regional developers have been identified and approached.

VFE Investments Pty Ltd

Of this rural residential lifestyle development known as Valentine Falls Estate, 39 out of 40 lots were sold early in 2020 but there were large amounts of rates and taxes deducted at settlement assessed on the strong historical sale prices. AAMF lodged 39 valuation objections on 20 September 2020 and received an affirmative ruling on 10 June 2021. The Valuer General reduced the aggregate valuation for the 39 lots from \$9.205M to \$3.995M which is a very good outcome for AAMF in terms of recovering overpayments. The re-assessed valuation is in line with AAMF book value. Also, AAMF requested the review for two years. Finance WA has indicated that it will remit \$212,000 in land tax but this has not yet been received. AAMF is awaiting a response from the Shire to its valuation objection and expects a substantial rebate in rates too. Negotiations are underway for the sale of Lot 9001 which is the final asset recoverable from this security. Lot 9001 is vacant land without roads or services.

Garden Estates Hackham & Garden Estates Christies

The remaining units in the two senior living estates have been sold in line with book value and the prices received for all previous AAMF sales. In addition, AAMF's outstanding claim against SCV Manager Pty Ltd arising from deficiencies alleged in the management of both Estates was settled prior to trial. The settlement sum has been collected and formed part of the redemption sum paid on 13 July 2021.

Red Boxer Investments Pty Ltd

All loan principal and interest has been recovered.

434 Safety Bay Road Guarantor Claim

These proceedings continue to be pursued in the Supreme Court of Western Australia. A Defence is yet to be filed. Settlement overtures by AAMF have been rebuffed to date.

85000 - Income Tax Payable/Refundable

2021 Financial Year

Preparer Kelly Fu

Reviewer Kelly Fu

Status Completed

Account Code	Description	CY Balance	LY Balance	Change
85000	Income Tax Payable/Refundable	(\$10,209.51)	(\$4,534.85)	125.13%
TOTAL		CY Balance	LY Balance	
		(\$10,209.51)	(\$4,534.85)	

Supporting Documents

- Tax Reconciliation Report [Report](#)
- Exempt Pension Reconciliation [Report](#)
- Non Deductible Expense Reconciliation [Report](#)
- Statement of Taxable Income [Report](#)
- 85000 - ATO ITA, ICA 2021 .pdf

Standard Checklist

- Attach Actuarial Certificate (if applicable)
- Attach any other Tax reconciliations
- Attach copy of Exempt Pension Reconciliation (if applicable)
- Attach copy of Non Deductible Expense Reconciliation (if applicable)
- Attach copy of Statement of Taxable Income
- Attach copy of Tax Reconciliation Report
- Confirm Transactions in ATO Portal

Notes

Kelly Fu

Note

19/01/2023 16:01

2020 tax \$4830.62 + 2021 tax \$5378.89 = \$10209.51

J Barbaro & Sons Staff Super Fund

Exempt Current Pension Income Reconciliation

For The Period 01 July 2020 - 30 June 2021

	Date	Account Code	Account Description	Taxable Amount	Actuary/Pool %	Exempt Amount
Label A						
Final calculations 01 July 2020 - 30 June 2021			Net Capital Gains	35,747.50	0.00 %	0.00
Segment - 01 July 2020 to 30 June 2021						
Label C						
	31/07/2020	25000/WBC2545	Westpac Business Cash Reserve ***2545	15.04		
	31/08/2020	25000/WBC2545	Westpac Business Cash Reserve ***2545	14.87		
	30/09/2020	25000/WBC2545	Westpac Business Cash Reserve ***2545	14.41		
	30/10/2020	25000/WBC2545	Westpac Business Cash Reserve ***2545	13.34		
	30/11/2020	25000/WBC2545	Westpac Business Cash Reserve ***2545	11.15		
	31/12/2020	25000/WBC2545	Westpac Business Cash Reserve ***2545	10.94		
	29/01/2021	25000/WBC2545	Westpac Business Cash Reserve ***2545	8.12		
	26/02/2021	25000/WBC2545	Westpac Business Cash Reserve ***2545	1.94		
	31/03/2021	25000/WBC2545	Westpac Business Cash Reserve ***2545	2.29		
	30/04/2021	25000/WBC2545	Westpac Business Cash Reserve ***2545	2.08		
	31/05/2021	25000/WBC2545	Westpac Business Cash Reserve ***2545	2.15		
	30/06/2021	25000/WBC2545	Westpac Business Cash Reserve ***2545	2.08		
			Total	98.41	0.000 %	0.00
Label D1						
	30/06/2021	23800/SFY.AX	SPDR S & P/ASX 50 Fund	13.32		
			Total	13.32	0.000 %	0.00
Label M						
	30/06/2021	23800/SFY.AX	SPDR S & P/ASX 50 Fund	646.39		

J Barbaro & Sons Staff Super Fund

Exempt Current Pension Income Reconciliation

For The Period 01 July 2020 - 30 June 2021

	Date	Account Code	Account Description	Taxable Amount	Actuary/Pool %	Exempt Amount
Label M						
Total				646.39	0.000 %	0.00
Total Segment ECPI *						0.00
SMSF Annual Return Rounding						0.00
Total ECPI						0.00

* Total Segment ECPI does not include ECPI amounts from Label A. The total ECPI from Label A is shown separately at the start of the report.

J Barbaro & Sons Staff Super Fund
Pension Non Deductible Expense Report

For The Period 01 July 2020 - 30 June 2021

	Date	Account Code	Account Description	Amount	Expense %	Deductible	Non Deductible
Segment - 01 July 2020 to 30 June 2021							
Label H							
	30/06/2021	30700	Auditor's Remuneration	1,210.00			
			Total	1,210.00	0.000 %	1,210.00	0.00
Label I							
	22/04/2021	42201	Rates & Taxes - Hopkins Street (as per % of ownership)	89.53			
	22/04/2021	42201	Rates & Taxes - Hopkins Street (as per % of ownership)	503.70			
	30/06/2021	42201	Rates & Taxes - Hopkins Street (as per % of ownership)	702.46			
			Total	1,295.69	0.000 %	1,295.69	0.00
Label J							
	03/05/2021	31500	Bank Charges	2.00			
	30/06/2021	30100	Accountancy Fees	2,640.00			
	01/07/2020	31500	Bank Charges	1.50			
	01/04/2021	31500	Bank Charges	1.00			
	02/11/2020	31500	Bank Charges	10.00			
	03/08/2020	31500	Bank Charges	5.00			
			Total	2,659.50	0.000 %	2,659.50	0.00
	15/07/2020	30400	ATO Supervisory Levy	259.00			

J Barbaro & Sons Staff Super Fund
Pension Non Deductible Expense Report

For The Period 01 July 2020 - 30 June 2021

Date	Account Code	Account Description	Amount	Expense %	Deductible	Non Deductible
Label J						
		Total	259.00	0.000 %	259.00	0.00
				Label Total	2,918.50	0.00
				Total Segment Expenses	5,424.19	0.00
				Total Expenses *	5,424.19	0.00

* General expense percentage - 0.000 %

* Investment expense percentage - 0.000 %

J Barbaro & Sons Staff Super Fund

Statement of Taxable Income

For the year ended 30 June 2021

	2021
	\$
Benefits accrued as a result of operations	8,311.01
Less	
Realised Accounting Capital Gains	53,582.07
Accounting Trust Distributions	522.09
	<u>54,104.16</u>
Add	
Decrease in MV of investments	46,467.37
Franking Credits	183.25
Foreign Credits	0.01
Net Capital Gains	35,748.00
Taxable Trust Distributions	463.14
Distributed Foreign income	13.31
	<u>82,875.08</u>
SMSF Annual Return Rounding	(0.93)
	<u>37,081.00</u>
Taxable Income or Loss	<u>37,081.00</u>
Income Tax on Taxable Income or Loss	5,562.15
Less	
Franking Credits	183.25
Foreign Credits	0.01
	<u>5,378.89</u>
CURRENT TAX OR REFUND	<u>5,378.89</u>
Supervisory Levy	259.00
	<u>5,637.89</u>
AMOUNT DUE OR REFUNDABLE	<u>5,637.89</u>

J Barbaro & Sons Staff Super Fund

Tax Reconciliation Report

For the year ended 30 June 2021

Tax Return Label	Date	Account Code	Account Name	Amount \$
A - Net capital gain				
				35,747.50
Sub-Total				35,747.50
Ignore Cents				0.50
Total				35,747.00
C - Income - Gross interest				
	31/07/2020	25000/WBC2545	Westpac Business Cash Reserve ***2545	15.04
	31/08/2020	25000/WBC2545	Westpac Business Cash Reserve ***2545	14.87
	30/09/2020	25000/WBC2545	Westpac Business Cash Reserve ***2545	14.41
	30/10/2020	25000/WBC2545	Westpac Business Cash Reserve ***2545	13.34
	30/11/2020	25000/WBC2545	Westpac Business Cash Reserve ***2545	11.15
	31/12/2020	25000/WBC2545	Westpac Business Cash Reserve ***2545	10.94
	29/01/2021	25000/WBC2545	Westpac Business Cash Reserve ***2545	8.12
	26/02/2021	25000/WBC2545	Westpac Business Cash Reserve ***2545	1.94
	31/03/2021	25000/WBC2545	Westpac Business Cash Reserve ***2545	2.29
	30/04/2021	25000/WBC2545	Westpac Business Cash Reserve ***2545	2.08
	31/05/2021	25000/WBC2545	Westpac Business Cash Reserve ***2545	2.15
	30/06/2021	25000/WBC2545	Westpac Business Cash Reserve ***2545	2.08
Sub-Total				98.41
Ignore Cents				0.41
Total				98.00
D1 - Income - Gross foreign income				
	30/06/2021	23800/SFY.AX	SPDR S & P/ASX 50 Fund	13.32
Sub-Total				13.32
Ignore Cents				0.32
Total				13.00
D - Income - Net foreign income				
	30/06/2021	23800/SFY.AX	SPDR S & P/ASX 50 Fund	13.32
Sub-Total				13.32
Ignore Cents				0.32
Total				13.00
M - Gross trust distributions				
	30/06/2021	23800/SFY.AX	SPDR S & P/ASX 50 Fund	646.39
Sub-Total				646.39
Ignore Cents				0.39
Total				646.00
R1 - Assessable employer contributions				

J Barbaro & Sons Staff Super Fund

Tax Reconciliation Report

For the year ended 30 June 2021

Tax Return Label	Date	Account Code	Account Name	Amount \$
R1 - Assessable employer contributions				
	02/07/2020	24200/BARMAR00001A	(Contributions) Barbaro, Mark Joseph - Accumulation (Accumulation...	250.00
	02/07/2020	24200/BARANT00001A	(Contributions) Barbaro, Anthony John - Accumulation (Accumulatio...	250.00
	03/08/2020	24200/BARMAR00001A	(Contributions) Barbaro, Mark Joseph - Accumulation (Accumulation...	250.00
	03/08/2020	24200/BARANT00001A	(Contributions) Barbaro, Anthony John - Accumulation (Accumulatio...	250.00
	02/09/2020	24200/BARMAR00001A	(Contributions) Barbaro, Mark Joseph - Accumulation (Accumulation...	250.00
	02/09/2020	24200/BARANT00001A	(Contributions) Barbaro, Anthony John - Accumulation (Accumulatio...	250.00
	02/10/2020	24200/BARMAR00001A	(Contributions) Barbaro, Mark Joseph - Accumulation (Accumulation...	250.00
	02/10/2020	24200/BARANT00001A	(Contributions) Barbaro, Anthony John - Accumulation (Accumulatio...	250.00
	02/11/2020	24200/BARMAR00001A	(Contributions) Barbaro, Mark Joseph - Accumulation (Accumulation...	250.00
	02/11/2020	24200/BARANT00001A	(Contributions) Barbaro, Anthony John - Accumulation (Accumulatio...	250.00
	02/12/2020	24200/BARMAR00001A	(Contributions) Barbaro, Mark Joseph - Accumulation (Accumulation...	250.00
	02/12/2020	24200/BARANT00001A	(Contributions) Barbaro, Anthony John - Accumulation (Accumulatio...	250.00
	04/01/2021	24200/BARMAR00001A	(Contributions) Barbaro, Mark Joseph - Accumulation (Accumulation...	250.00
	04/01/2021	24200/BARANT00001A	(Contributions) Barbaro, Anthony John - Accumulation (Accumulatio...	250.00
	02/02/2021	24200/BARMAR00001A	(Contributions) Barbaro, Mark Joseph - Accumulation (Accumulation...	250.00
	02/02/2021	24200/BARANT00001A	(Contributions) Barbaro, Anthony John - Accumulation (Accumulatio...	250.00
	02/03/2021	24200/BARMAR00001A	(Contributions) Barbaro, Mark Joseph - Accumulation (Accumulation...	250.00
	02/03/2021	24200/BARANT00001A	(Contributions) Barbaro, Anthony John - Accumulation (Accumulatio...	250.00
	06/04/2021	24200/BARMAR00001A	(Contributions) Barbaro, Mark Joseph - Accumulation (Accumulation...	250.00
	06/04/2021	24200/BARANT00001A	(Contributions) Barbaro, Anthony John - Accumulation (Accumulatio...	250.00
	03/05/2021	24200/BARMAR00001A	(Contributions) Barbaro, Mark Joseph - Accumulation (Accumulation...	250.00
	03/05/2021	24200/BARANT00001A	(Contributions) Barbaro, Anthony John - Accumulation (Accumulatio...	250.00
	02/06/2021	24200/BARMAR00001A	(Contributions) Barbaro, Mark Joseph - Accumulation (Accumulation...	250.00
	02/06/2021	24200/BARANT00001A	(Contributions) Barbaro, Anthony John - Accumulation (Accumulatio...	250.00
Sub-Total				6,000.00
Ignore Cents				0.00
Total				6,000.00
R - Assessable contributions (R1 plus R2 plus R3 less R6)				
			Assessable employer contributions	6,000.00
Sub-Total				6,000.00
Ignore Cents				0.00
Total				6,000.00
W - GROSS INCOME (Sum of labels A to U)				

J Barbaro & Sons Staff Super Fund

Tax Reconciliation Report

For the year ended 30 June 2021

Tax Return Label	Date	Account Code	Account Name	Amount \$
W - GROSS INCOME (Sum of labels A to U)				
				42,504.00
Sub-Total				42,504.00
Ignore Cents				0.00
Total				42,504.00
V - TOTAL ASSESSABLE INCOME (W less Y)				
				42,504.00
Sub-Total				42,504.00
Ignore Cents				0.00
Total				42,504.00
H1 - Expenses - SMSF auditor fee				
	30/06/2021	30700	Auditor's Remuneration	1,210.00
Sub-Total				1,210.00
Ignore Cents				0.00
Total				1,210.00
I1 - Expenses - Investment expenses				
	22/04/2021	42201	Rates & Taxes - Hopkins Street (as per % of ownership)	89.53
	22/04/2021	42201	Rates & Taxes - Hopkins Street (as per % of ownership)	503.70
	30/06/2021	42201	Rates & Taxes - Hopkins Street (as per % of ownership)	702.46
Sub-Total				1,295.69
Ignore Cents				0.69
Total				1,295.00
J1 - Expenses - Management and administration expenses				
	01/07/2020	31500	Bank Charges	1.50
	03/08/2020	31500	Bank Charges	5.00
	02/11/2020	31500	Bank Charges	10.00
	01/04/2021	31500	Bank Charges	1.00
	03/05/2021	31500	Bank Charges	2.00
	30/06/2021	30100	Accountancy Fees	2,640.00
	15/07/2020	30400	ATO Supervisory Levy	259.00
Sub-Total				2,918.50
Ignore Cents				0.50
Total				2,918.00
N - TOTAL DEDUCTIONS				
				5,423.00
Sub-Total				5,423.00
Ignore Cents				0.00
Total				5,423.00
O - TAXABLE INCOME OR LOSS				
				37,081.00

J Barbaro & Sons Staff Super Fund

Tax Reconciliation Report

For the year ended 30 June 2021

Tax Return Label	Date	Account Code	Account Name	Amount \$
O - TAXABLE INCOME OR LOSS				
Sub-Total				37,081.00
Ignore Cents				0.00
Total				37,081.00
Z - TOTAL SMSF EXPENSES				
				5,423.00
Sub-Total				5,423.00
Ignore Cents				0.00
Total				5,423.00
A - Taxable income				
				37,081.00
Sub-Total				37,081.00
Ignore Cents				0.00
Total				37,081.00
T1 - Tax on taxable income				
				5,562.15
Sub-Total				5,562.15
Ignore Cents				0.00
Total				5,562.15
B - Gross Tax				
				5,562.15
Sub-Total				5,562.15
Ignore Cents				0.00
Total				5,562.15
C1 - Foreign income tax offset				
	30/06/2021	23800/SFY.AX	SPDR S & P/ASX 50 Fund	0.01
Sub-Total				0.01
Ignore Cents				0.00
Total				0.01
C - Non-refundable non-carry forward tax offsets				
				0.01
Sub-Total				0.01
Ignore Cents				0.00
Total				0.01
T2 - SUBTOTAL				
				5,562.14
Sub-Total				5,562.14
Ignore Cents				0.00
Total				5,562.14
T3 - SUBTOTAL 2				

J Barbaro & Sons Staff Super Fund

Tax Reconciliation Report

For the year ended 30 June 2021

Tax Return Label	Date	Account Code	Account Name	Amount \$
T3 - SUBTOTAL 2				
				5,562.14
Sub-Total				5,562.14
Ignore Cents				0.00
Total				5,562.14
E1 - Complying fund's franking credits tax offset				
	30/06/2021	23800/SFY.AX	SPDR S & P/ASX 50 Fund	183.25
Sub-Total				183.25
Ignore Cents				0.00
Total				183.25
E - Refundable tax offsets				
				183.25
Sub-Total				183.25
Ignore Cents				0.00
Total				183.25
T5 - TAX PAYABLE				
				5,378.89
Sub-Total				5,378.89
Ignore Cents				0.00
Total				5,378.89
L - Supervisory levy				
				259.00
Sub-Total				259.00
Ignore Cents				0.00
Total				259.00
S - AMOUNT DUE OR REFUNDABLE				
				5,637.89
Sub-Total				5,637.89
Ignore Cents				0.00
Total				5,637.89



Australian Government
Australian Taxation Office

Agent PDK FINANCIAL SYNERGY PTY LTD
Client J BARBARO & SONS STAFF SUPER FUND
ABN 29 465 475 911
TFN 44 948 517

Income tax 551

Date generated	19 January 2023
Overdue	\$0.00
Not yet due	\$0.00
Balance	\$0.00

Transactions

6 results found - from **01 July 2020** to **30 June 2022** sorted by **processed date** ordered **newest to oldest**

Processed date	Effective date	Description	Debit (DR)	Credit (CR)	Balance
7 Mar 2022	14 Oct 2021	Credit transferred to Integrated Client Account	\$259.00		\$0.00
15 Oct 2021	14 Oct 2021	Payment received		\$259.00	\$259.00 CR
10 Aug 2021	10 Aug 2021	General interest charge			\$0.00
10 Aug 2021	9 Aug 2021	Payment received		\$5,089.62	\$0.00
1 Jul 2021	1 Jul 2021	General interest charge			\$5,089.62 DR
30 Jun 2021	17 May 2021	Tax return Self Man Superfund - Income Tax for the period from 01 Jul 19 to 30 Jun 20	\$5,089.62		\$5,089.62 DR



Australian Government
Australian Taxation Office

Agent PDK FINANCIAL SYNERGY PTY LTD
Client J BARBARO & SONS STAFF SUPER FUND
ABN 29 465 475 911
TFN 44 948 517

Activity statement 001

Date generated	19 January 2023
Overdue	\$0.00
Not yet due	\$0.00
Balance	\$1,488.00 CR

Transactions

0 results found - from **01 July 2020** to **30 September 2021** sorted by **processed date** ordered **newest to oldest**

88000 - Sundry Creditors

2021 Financial Year

Preparer Kelly Fu

Reviewer Kelly Fu

Status Completed

Account Code	Description	CY Balance	LY Balance	Change
88000	Sundry Creditors		(\$112,442.91)	100%
TOTAL		CY Balance	LY Balance	
			(\$112,442.91)	

Supporting Documents

- General Ledger [Report](#)

Standard Checklist

- Attach all source documentation and confirmations of Liability

J Barbaro & Sons Staff Super Fund

General Ledger

As at 30 June 2021

Transaction Date	Description	Units	Debit	Credit	Balance \$
Sundry Creditors (88000)					
Sundry Creditors (88000)					
01/07/2020	Opening Balance				112,442.91 CR
30/06/2021	re allocation		112,442.91		0.00 DR
			112,442.91		0.00 DR

Total Debits: 112,442.91

Total Credits: 0.00

89000 - Deferred Tax Liability/Asset

2021 Financial Year

Preparer Kelly Fu

Reviewer Kelly Fu

Status Completed

Account Code	Description	CY Balance	LY Balance	Change
89000	Deferred Tax Liability/Asset	(\$18,800.24)	(\$23,446.01)	(19.81)%
TOTAL		CY Balance	LY Balance	
		(\$18,800.24)	(\$23,446.01)	

Supporting Documents

- Deferred Tax Reconciliation Report [Report](#)

Standard Checklist

- Attach all source documentation and confirmations of Liability
- Attach copy of Deferred Tax Reconciliation Report

J Barbaro & Sons Staff Super Fund

Deferred Tax Reconciliation

For The Period 01 July 2020 - 30 June 2021

Investment Code	Investment Name	Revaluation/Tax Deferred	Permanent Difference (Non-Assessable)	Temporary Difference (Assessable)	Temporary Difference (Accumulation Portion)
Revaluations					
PORTWAKE1	Port Wakefield Property - Lot 2129 (57% ownership)	(50,754.78)	(16,918.26)	(33,836.52)	(33,836.52)
AAMF	Angas Asset Management Fund	993.38	331.13	662.25	662.25
JBARBARO_CAPITALISED	Capitalised Expenses - Pt Wakefield	(296.03)	(98.68)	(197.35)	(197.35)
SFY.AX	SPDR S & P/ASX 50 Fund	3,590.06	1,196.68	2,393.38	2,393.38
		(46,467.37)	(15,489.13)	(30,978.24)	(30,978.24)
Tax Deferred Distributions					
SFY.AX	SPDR S & P/ASX 50 Fund	5.88	0.00	5.88	5.88
SFY.AX	SPDR S & P/ASX 50 Fund	0.04	0.00	0.04	0.04
SFY.AX	SPDR S & P/ASX 50 Fund	0.04	0.00	0.04	0.04
SFY.AX	SPDR S & P/ASX 50 Fund	0.04	0.00	0.04	0.04
SFY.AX	SPDR S & P/ASX 50 Fund	0.04	0.00	0.04	0.04
SFY.AX	SPDR S & P/ASX 50 Fund	0.06	0.00	0.06	0.06
SFY.AX	SPDR S & P/ASX 50 Fund	0.06	0.00	0.06	0.06
SFY.AX	SPDR S & P/ASX 50 Fund	0.11	0.00	0.11	0.11
SFY.AX	SPDR S & P/ASX 50 Fund	0.06	0.00	0.06	0.06
SFY.AX	SPDR S & P/ASX 50 Fund	0.06	0.00	0.06	0.06
SFY.AX	SPDR S & P/ASX 50 Fund	0.04	0.00	0.04	0.04
		6.46	0.00	6.46	6.46
Total		(46,460.91)	(15,489.13)	(30,971.78)	(30,971.78)

Deferred Tax Liability (Asset) Summary

Opening Balance	23,446.01
Current Year Transactions	(4,645.77)
Total Capital Losses	0.00
Total Tax Losses	0.00
Deferred Tax WriteBacks/Adjustment	0.00
Capital Loss carried forward recouped	0.00
Tax Loss carried forward recouped	0.00
Closing Balance	<hr/> 18,800.24 <hr/>

89002 - Other Creditors

2021 Financial Year

Preparer Kelly Fu

Reviewer Kelly Fu

Status Completed

Account Code	Description	CY Balance	LY Balance	Change
89002	Other Creditors	(\$3,850.00)		100%
TOTAL		CY Balance	LY Balance	
		(\$3,850.00)		

Supporting Documents

- General Ledger [Report](#)
- 30700 - Auditing fee paid 2021.pdf
- 30100 - Accounting fee paid 2021.pdf

Standard Checklist

- Attach all source documentation and confirmations of Liability

J Barbaro & Sons Staff Super Fund

General Ledger

As at 30 June 2021

Transaction Date	Description	Units	Debit	Credit	Balance \$
Other Creditors (89002)					
<u>Other Creditors (89002)</u>					
30/06/2021	2020 accounting fee and auditing fee paid on 17/9/2021			3,850.00	3,850.00 CR
				3,850.00	3,850.00 CR

Total Debits: 0.00

Total Credits: 3,850.00

TAX INVOICE

Invoice Date 05 July 2021

Invoice No. 42911

Client Code BARBJSF

J Barbaro & Sons Staff Super Fund
19-23 Graham Street
WINGFIELD SA 5013

To our Professional Fees and Charges in attending to the following :-

Preparation of Financial Statements and Statutory Minutes for the J Barbaro & Sons Staff Super Fund for the year ended 30 June 2020.

Preparation and lodgement of Fund Income Tax Return for the J Barbaro & Sons Staff Super Fund for the year ended 30 June 2020 including schedules as required.

Processing of property transactions for Revenue and Expenses in relevant proportion for Commercial Property.

Work on cost base and capital gain on sale of 3 Davis Street property based on ownership percentage.

Our Fee Total	2,400.00
Plus: GST	240.00
TOTAL FEE	\$2,640.00

Remittance Advice - Please return with your payment

Payment required within Fourteen (14) Days from date of Invoice

Invoice Due Date - 19 July 2021

Please forward cheques to:

PDK Financial Synergy P/L
PO Box 3685
ADELAIDE SA 5000

Credit Card: Mastercard/Visa (Please circle)

Card No:

Expires: ____ / ____

For Direct Deposit:

BSB: 035-000
Account No: 683075

Name on Card: _____

Signature: _____

Client Code: BARBJSF

Invoice No: 42911

Amount Due: \$2,640.00

Amount Paid: \$ _____

Liability limited by a scheme approved under Professional Standards Legislation

TAX INVOICE

Invoice Date 05 July 2021

Invoice No. 42910

Client Code BARBJSF

J Barbaro & Sons Staff Super Fund
19-23 Graham Street
WINGFIELD SA 5013

To our Professional Fees and Charges in attending to the following :-

Annual audit of the records, financial statements and tax return of the J Barbaro & Sons Staff Super Fund for the year ended 30 June 2020 as required under SIS Regulations.

Preparation of Audit Report.

Review of statutory minute book documentation for history of fund per requirements under SIS Legislation.

Resolve Audit queries in regards to rental properties, debtors/creditors etc.

Our Fee Total	1,100.00
Plus: GST	110.00
TOTAL FEE	\$1,210.00

Remittance Advice - Please return with your payment

Payment required within Fourteen (14) Days from date of Invoice

Invoice Due Date - 19 July 2021

Please forward cheques to:

PDK Financial Synergy P/L
PO Box 3685
ADELAIDE SA 5000

Credit Card: Mastercard/Visa (Please circle)

Card No:

Expires: ____ / ____

For Direct Deposit:

BSB: 035-000
Account No: 683075

Name on Card: _____

Signature: _____

Client Code: BARBJSF

Invoice No: 42910

Amount Due: \$1,210.00

Amount Paid: \$ _____

Liability limited by a scheme approved under Professional Standards Legislation

A - Financial Statements

2021 Financial Year

Preparer Kelly Fu

Reviewer Kelly Fu

Status N/A - Not Applicable

Supporting Documents

No supporting documents

Standard Checklist

- Attach copy of Financial Statements
- Attach copy of SMSF Annual Return

B - Permanent Documents

2021 Financial Year

Preparer Kelly Fu

Reviewer Kelly Fu

Status N/A - Not Applicable

Supporting Documents

- Fund Summary Report Report

Standard Checklist

- Attach latest copy of ASIC annual company statement (if corporate trustee)
- Ensure latest copies of ATO Trustee Declarations and ATO confirmation that the fund is a regulated fund is attached.
- Ensure latest copies of trustee consents, member consents and registers are attached
- Ensure latest copy of trust deed (including amendments) are attached
- Use [Australian Business Register](#) to ensure details are correct
- Use [Super Fund Lookup](#) to check the eligibility to receive rollovers and contributions

J Barbaro & Sons Staff Super Fund

Fund Summary Report

As at 30 June 2021

Fund Details

Date Formed: 09/06/1999
Tax File Number: Provided
ABN: 29465475911

Period: 01/07/2020 - 30/06/2021
Fund Type: SMSF
GST Registered: No

Postal Address:

19-23 Graham Street
Wingfield, South Australia 5013

Physical Address:

19-23 Graham Street
Wingfield, South Australia 5013

Members

Number of Members: 4

Name	Age	Member Accounts	Pension Accounts	Tax File Number	Beneficiary Details
Barbaro, Anthony John	56	1	0	Provided	Not Provided
Barbaro, Mark Joseph	46	1	0	Provided	Not Provided
Gabbusch, Donna Marie	48	1	0	Provided	Not Provided
Barbaro, Steven James	54	1	0	Provided	Not Provided

Fund Relationships

Relationship Type	Contact
Auditor	Boys, Anthony William
Fund Contact	Barbaro, Mark Joseph
Tax Agent	PDK Financial Synergy Pty Ltd
Trustee	Barbaro, Anthony John
Trustee	Barbaro, Mark Joseph
Trustee	Gabbusch, Donna Marie
Trustee	Barbaro, Steven James

C - Other Documents

2021 Financial Year

Preparer Kelly Fu

Reviewer Kelly Fu

Status N/A - Not Applicable

Supporting Documents

No supporting documents

Standard Checklist

- Attach copy of any SOAs issued during the Financial Year
- Attach copy of Investment Strategy
- Attach signed Engagement Letter
- Attach signed Trustee Representation Letter
- Attach Trustee Minutes prepared during the year

D - Pension Documentation

2021 Financial Year

Preparer Kelly Fu

Reviewer Kelly Fu

Status N/A - Not Applicable

Supporting Documents

- Transfer Balance Account Summary [Report](#)

Standard Checklist

- Attach Actuarial Certificate
- Attach documentation supporting any pensions commenced during the financial year
- Attach documentation supporting any pensions commuted during the financial year
- Ensure correct Transfer Balance Account Reports have been lodged with the ATO

J Barbaro & Sons Staff Super Fund

Transfer Balance Account Summary

For The Period 01 July 2020 - 30 June 2021

Member	Pension Type	Date	Lodgment Date	Transaction Type	Event Type	Debit	Credit	Balance	Cap Limit	Remaining Cap
--------	--------------	------	------------------	------------------	---------------	-------	--------	---------	-----------	---------------

Anthony John
Barbaro

Donna Marie
Gabbusch

Mark Joseph
Barbaro

Steven James
Barbaro

E - Estate Planning

2021 Financial Year

Preparer Kelly Fu

Reviewer Kelly Fu

Status N/A - Not Applicable

Supporting Documents

No supporting documents

Standard Checklist

- Attach Death Benefit Nominations (if applicable)
- Attach Life Insurance Policies (if applicable)
- Attach Reversionary Pension documentation (if applicable)
- Attach SMSF Will (if applicable)
- Review current Estate planning to ensure it matches wishes of members