

J Barbaro & Sons Staff Super Fund

Trustees Declaration

The trustees have determined that the Fund is not a reporting entity and that these special purpose financial statements should be prepared in accordance with the accounting policies described in Note 1 to the financial statements.

The trustees declare that:

- (i) the financial statements and notes to the financial statements for the year ended 30 June 2021 present fairly, in all material respects, the financial position of the Superannuation Fund at 30 June 2021 and the results of its operations for the year ended on that date in accordance with the accounting policies described in Note 1 to the financial statements;
- (ii) the financial statements and notes to the financial statements have been prepared in accordance with the requirements of the trust deed; and
- (iii) the operation of the superannuation fund has been carried out in accordance with its trust deed and in compliance with the requirements of the Superannuation Industry (Supervision) Act 1993 and associated Regulations during the year ended 30 June 2021.

Specifically, the trustees declare that:

- in accordance with s120 of the Superannuation Industry (Supervision) Act 1993, no individual trustee has been or is a disqualified person;
- the Fund has satisfactory title to all assets, all assets are unencumbered and free from charge as prescribed by s50 of the Superannuation Industry (Supervision) Act 1993 and reg13.14 of the Superannuation Industry (Supervision) Regulations 1994; and
- to the knowledge of the trustees, there have been no events or transactions subsequent to the balance date which could have a material impact on the Fund. Where such events have occurred, the effect of such events has been accounted and noted in the Fund's financial statements.

Signed in accordance with a resolution of the trustees by:

.....
Anthony John Barbaro

Trustee

.....
Mark Joseph Barbaro

Trustee

.....
Donna Marie Gabbusch

Trustee

.....
Steven James Barbaro

Trustee

30 June 2021

J Barbaro & Sons Staff Super Fund

Statement of Financial Position

As at 30 June 2021

	Note	2021 \$	2020 \$
Assets			
Investments			
Real Estate Properties (Australian - Non Residential)	2	147,250.84	215,162.58
Units in Listed Unit Trusts (Australian)	3	19,667.34	15,572.36
Units in Unlisted Unit Trusts (Australian)	4	3,975.11	5,330.73
Total Investments		<u>170,893.29</u>	<u>236,065.67</u>
Other Assets			
Sundry Debtors		60,128.47	0.00
Distributions Receivable		1,172.03	244.61
Reinvestment Residual Account		36.40	47.93
Westpac Business Flexi ***2537		21.84	26.34
Westpac Business Cash Reserve ***2545		254,344.36	360,197.97
Total Other Assets		<u>315,703.10</u>	<u>360,516.85</u>
Total Assets		<u>486,596.39</u>	<u>596,582.52</u>
Less:			
Liabilities			
Income Tax Payable		10,209.51	4,534.85
Sundry Creditors		0.00	112,442.91
Deferred Tax Liability		18,800.24	23,446.01
Other Creditors		3,850.00	0.00
Total Liabilities		<u>32,859.75</u>	<u>140,423.77</u>
Net assets available to pay benefits		<u>453,736.64</u>	<u>456,158.75</u>
Represented by:			
Liability for accrued benefits allocated to members' accounts	6, 7		
Barbaro, Anthony John - Accumulation		153,773.96	150,394.86
Barbaro, Mark Joseph - Accumulation		118,887.77	115,697.98
Gabbusch, Donna Marie - Accumulation		55,225.53	64,900.43
Barbaro, Steven James - Accumulation		125,849.38	125,165.48
Total Liability for accrued benefits allocated to members' accounts		<u>453,736.64</u>	<u>456,158.75</u>

J Barbaro & Sons Staff Super Fund

Operating Statement

For the year ended 30 June 2021

	Note	2021	2020
		\$	\$
Income			
Investment Income			
Trust Distributions	9	522.09	683.12
Interest Received		98.41	80.55
Property Income	10	0.00	2,015.00
Investment Gains			
Changes in Market Values	11	7,114.70	(83,412.47)
Contribution Income			
Employer Contributions		6,000.00	0.00
Total Income		<u>13,735.20</u>	<u>(80,633.80)</u>
Expenses			
Accountancy Fees		2,640.00	2,530.00
ATO Supervisory Levy		259.00	0.00
Auditor's Remuneration		1,210.00	1,100.00
Bank Charges		19.50	27.50
Interest Paid		0.00	0.29
Rates & Taxes - Hopkins Street (as per % of ownership)		1,295.69	3,910.21
		<u>5,424.19</u>	<u>7,568.00</u>
Member Payments			
Life Insurance Premiums		0.00	1,445.18
Total Expenses		<u>5,424.19</u>	<u>9,013.18</u>
Benefits accrued as a result of operations before income tax			
		<u>8,311.01</u>	<u>(89,646.98)</u>
Income Tax Expense	12	733.12	(9,457.69)
Benefits accrued as a result of operations		<u>7,577.89</u>	<u>(80,189.29)</u>

J Barbaro & Sons Staff Super Fund

Statement of Taxable Income

For the year ended 30 June 2021

	2021
	\$
Benefits accrued as a result of operations	8,311.01
Less	
Realised Accounting Capital Gains	53,582.07
Accounting Trust Distributions	522.09
	<u>54,104.16</u>
Add	
Decrease in MV of investments	46,467.37
Franking Credits	183.25
Foreign Credits	0.01
Net Capital Gains	35,748.00
Taxable Trust Distributions	463.14
Distributed Foreign income	13.31
	<u>82,875.08</u>
SMSF Annual Return Rounding	(0.93)
	<u>37,081.00</u>
Taxable Income or Loss	<u>37,081.00</u>
Income Tax on Taxable Income or Loss	5,562.15
Less	
Franking Credits	183.25
Foreign Credits	0.01
	<u>5,378.89</u>
CURRENT TAX OR REFUND	<u>5,378.89</u>
Supervisory Levy	259.00
	<u>5,637.89</u>
AMOUNT DUE OR REFUNDABLE	<u>5,637.89</u>

J Barbaro & Sons Staff Super Fund

Deferred Tax Reconciliation

For The Period 01 July 2020 - 30 June 2021

Investment Code	Investment Name	Revaluation/Tax Deferred	Permanent Difference (Non-Assessable)	Temporary Difference (Assessable)	Temporary Difference (Accumulation Portion)
Revaluations					
PORTWAKE1	Port Wakefield Property - Lot 2129 (57% ownership)	(50,754.78)	(16,918.26)	(33,836.52)	(33,836.52)
AAMF	Angas Asset Management Fund	993.38	331.13	662.25	662.25
JBARBARO_CAPITALISED	Capitalised Expenses - Pt Wakefield	(296.03)	(98.68)	(197.35)	(197.35)
SFY.AX	SPDR S & P/ASX 50 Fund	3,590.06	1,196.68	2,393.38	2,393.38
		(46,467.37)	(15,489.13)	(30,978.24)	(30,978.24)
Tax Deferred Distributions					
SFY.AX	SPDR S & P/ASX 50 Fund	5.88	0.00	5.88	5.88
SFY.AX	SPDR S & P/ASX 50 Fund	0.04	0.00	0.04	0.04
SFY.AX	SPDR S & P/ASX 50 Fund	0.04	0.00	0.04	0.04
SFY.AX	SPDR S & P/ASX 50 Fund	0.04	0.00	0.04	0.04
SFY.AX	SPDR S & P/ASX 50 Fund	0.04	0.00	0.04	0.04
SFY.AX	SPDR S & P/ASX 50 Fund	0.06	0.00	0.06	0.06
SFY.AX	SPDR S & P/ASX 50 Fund	0.06	0.00	0.06	0.06
SFY.AX	SPDR S & P/ASX 50 Fund	0.11	0.00	0.11	0.11
SFY.AX	SPDR S & P/ASX 50 Fund	0.06	0.00	0.06	0.06
SFY.AX	SPDR S & P/ASX 50 Fund	0.06	0.00	0.06	0.06
SFY.AX	SPDR S & P/ASX 50 Fund	0.04	0.00	0.04	0.04
		6.46	0.00	6.46	6.46
Total		(46,460.91)	(15,489.13)	(30,971.78)	(30,971.78)

Deferred Tax Liability (Asset) Summary

Opening Balance	23,446.01
Current Year Transactions	(4,645.77)
Total Capital Losses	0.00
Total Tax Losses	0.00
Deferred Tax WriteBacks/Adjustment	0.00
Capital Loss carried forward recouped	0.00
Tax Loss carried forward recouped	0.00
Closing Balance	<hr/> 18,800.24 <hr/>

Notes to the Financial Statements

For the year ended 30 June 2021

Note 1: Summary of Significant Accounting Policies

The trustees have prepared the financial statements on the basis that the Superannuation Fund is not a reporting entity because it is not publicly accountable and is not required by law or governing document to prepare financial statements that comply with Australian Accounting Standards. The financial statements are therefore special purpose financial statements that have been prepared in order to meet the requirements of the Superannuation Industry (Supervision) Act 1993 and associated Regulations, the trust deed of the Fund and the needs of members.

The financial statements have been prepared on a cash basis and are based on historical costs, except for investments which have been measured at market value.

The following significant accounting policies, which are consistent with the policies applied in the previous period unless otherwise stated, have been adopted in the preparation of the financial statements.

The financial statements were authorised for issue by the Trustee(s).

a. Measurement of Investments

The Fund initially recognises:

- (i) an investment when it controls the future economic benefits expected to flow from the asset. For financial assets, the trade date is considered to be the date on which control of the future economic benefits attributable to the asset passes to the Fund; and
- (ii) a financial liability on the date it becomes a party to the contractual provisions of the instrument.

Investments of the Fund have been measured at market value, which refers to the amount that a willing buyer could reasonably be expected to pay to acquire an asset from a willing seller if the following assumptions were made:

- that the buyer and the seller deal with each other at arm's length in relation to the sale;
- that the sale occurred after proper marketing of the asset; and
- that the buyer and the seller acted knowledgeably and prudentially in relation to the sale.

Market value has been determined as follows:

- (i) shares and other securities listed on the Australian Securities Exchange by reference to the relevant market quotations at the end of the reporting period;
- (ii) units in managed funds by reference to the unit redemption price at the end of the reporting period;
- (iii) fixed-interest securities by reference to the redemption price at the end of the reporting period;
- (iv) unlisted investments are stated at trustees' assessment based on estimated market value at balance date or where necessary, an external valuer's opinion; and
- (v) investment properties at the trustees' assessment of the market value or where necessary a qualified independent valuer's opinion at the end of reporting period.

Financial liabilities, such as trade creditors and other payables, are measured at the gross value of the outstanding balance at the end of the reporting period. The trustees have determined that the gross values of the Fund's financial liabilities is equivalent to their market values. Any remeasurement changes in the gross values of non-current financial liabilities (including liabilities for members' accrued benefits) are recognised in the operating statement in the periods in which they occur.

b. Cash and Cash Equivalents

Cash and cash equivalents include cash on hand and at call, deposits with banks and short-term, highly liquid investments that are readily convertible to cash and subject to an insignificant risk of change in value.

c. Revenue

Revenue is recognised to the extent that it is probable that the economic benefits will flow to the Fund and the revenue can be reliably measured. Revenue is recognised at the fair value of the consideration received or receivable.

Notes to the Financial Statements

For the year ended 30 June 2021

Interest revenue

Interest revenue is recognised in respect of fixed-interest securities, and cash and cash equivalent balances. Interest revenue is recognised upon receipt.

Dividend revenue

Dividend revenue is recognised when the dividend has been paid or, in the case of dividend reinvestment schemes, when the dividend is credited to the benefit of the fund.

Rental revenue

Rental revenue arising from operating leases on investment properties is recognised upon receipt.

Distribution revenue

Distributions from unit trusts and managed funds are recognised as at the date the unit value is quoted ex-distribution and if not received at the end of the reporting period, are reflected in the statement of financial position as a receivable at market value.

Remeasurement changes in market values

Remeasurement changes in the market values of assets are recognised as income and determined as the difference between the market value at year-end or consideration received (if sold during the year) and the market value as at the prior year-end or cost (if acquired during the period).

Contributions

Contributions and transfers in are recognised when the control and the benefits from the revenue have been attained and are recorded by the Fund, gross of any taxes, in the period to which they relate.

d. Liability for Accrued Benefits

The liability for accrued benefits represents the Fund's present obligation to pay benefits to members and beneficiaries, and has been calculated as the difference between the carrying amount of the assets and the carrying amount of the other payables and income tax liabilities as at the end of the reporting period.

e. Income Tax

The income tax expense (income) for the year comprises current income tax expense (income) and deferred tax expense (income).

Current tax expense charged to profit or loss is the tax payable on taxable income. Current tax liabilities (assets) are therefore measured at the amounts expected to be paid to (recovered from) the relevant taxation authority.

Deferred income tax expense reflects movements in deferred tax liability balances during the year as well as unused tax losses.

No deferred income tax is recognised from the initial recognition of an asset or liability where there is no effect on accounting or taxable profit or loss.

Deferred tax assets and liabilities are calculated at the tax rates that are expected to apply to the period when the asset is realised or the liability is settled, and their measurement also reflects the manner in which the trustees expect to recover or settle the carrying amount of the related asset or liability.

Deferred tax assets relating to temporary differences and unused tax losses are recognised only to the extent that it is probable that future taxable profit will be available against which the benefits of the deferred tax asset can be utilised.

f. Critical Accounting Estimates and Judgements

The preparation of financial statements requires the trustees to make judgements, estimates and assumptions that affect the application of accounting policies and the reported amounts of assets and liabilities, income and expenses. Actual results may differ from these estimates.

J Barbaro & Sons Staff Super Fund**Notes to the Financial Statements**

For the year ended 30 June 2021

Estimates and underlying assumptions are reviewed on an ongoing basis. Revisions to accounting estimates are recognised in the period in which the estimate is revised and in any future period affected.

Note 2: Real Estate Properties (Australian - Non Residential)

	2021 \$	2020 \$
Capitalised Expenses - Pt Wakefield	0.00	651.74
5 Hopkins Street (50% ownership)	147,250.84	147,250.84
Port Wakefield Property - Lot 2129 (57% ownership)	0.00	67,260.00
	147,250.84	215,162.58

Note 3: Units in Listed Unit Trusts (Australian)

	2021 \$	2020 \$
SPDR S & P/ASX 50 Fund	19,667.34	15,572.36
	19,667.34	15,572.36

Note 4: Units in Unlisted Unit Trusts (Australian)

	2021 \$	2020 \$
Angas Asset Management Fund	3,975.11	5,330.73
	3,975.11	5,330.73

Note 5: Banks and Term Deposits

	2021 \$	2020 \$
Banks		
Westpac Business Cash Reserve ***2545	254,344.36	360,197.97
Westpac Business Flexi ***2537	21.84	26.34
	254,366.20	360,224.31

Note 6: Liability for Accrued Benefits

	2021 \$	2020 \$
Liability for accrued benefits at beginning of year	456,158.75	546,348.04
Benefits accrued as a result of operations	7,577.89	(80,189.29)

J Barbaro & Sons Staff Super Fund

Notes to the Financial Statements

For the year ended 30 June 2021

Current year member movements	(10,000.00)	(10,000.00)
Liability for accrued benefits at end of year	453,736.64	456,158.75

Note 7: Vested Benefits

Vested benefits are benefits that are not conditional upon continued membership of the fund (or any factor other than resignation from the plan) and include benefits which members were entitled to receive had they terminated their fund membership as at the end of the reporting period.

	2021 \$	2020 \$
Vested Benefits	453,736.64	456,158.75

Note 8: Guaranteed Benefits

No guarantees have been made in respect of any part of the liability for accrued benefits.

Note 9: Trust Distributions

	2021 \$	2020 \$
SPDR S & P/ASX 50 Fund	522.09	683.12
	522.09	683.12

Note 10: Rental Income

	2021 \$	2020 \$
5 Hopkins Street (50% ownership)	0.00	2,015.00
	0.00	2,015.00

Note 11: Changes in Market Values

Unrealised Movements in Market Value

	2021 \$	2020 \$
Real Estate Properties (Australian - Non Residential)		
5 Hopkins Street (50% ownership)	0.00	(150,971.20)
Capitalised Expenses - Pt Wakefield	(296.03)	0.00
Port Wakefield Property - Lot 2129 (57% ownership)	(50,754.78)	0.00
	(51,050.81)	(150,971.20)

Units in Listed Unit Trusts (Australian)

J Barbaro & Sons Staff Super Fund

Notes to the Financial Statements

For the year ended 30 June 2021

SPDR S & P/ASX 50 Fund	3,590.06	(2,356.44)
	3,590.06	(2,356.44)
Units in Unlisted Unit Trusts (Australian)		
Angas Asset Management Fund	993.38	(300.68)
	993.38	(300.68)
Total Unrealised Movement	(46,467.37)	(153,628.32)
Realised Movements in Market Value		
	2021	2020
	\$	\$
Real Estate Properties (Australian - Non Residential)		
5 Hopkins Street (50% ownership)	0.00	70,472.88
Capitalised Expenses - Pt Wakefield	296.03	0.00
Port Wakefield Property - Lot 2129 (57% ownership)	54,736.32	0.00
	55,032.35	70,472.88
Units in Unlisted Unit Trusts (Australian)		
Angas Asset Management Fund	(1,450.28)	(257.03)
	(1,450.28)	(257.03)
Total Realised Movement	53,582.07	70,215.85
Changes in Market Values	7,114.70	(83,412.47)
Note 12: Income Tax Expense		
The components of tax expense comprise	2021	2020
	\$	\$
Current Tax	5,378.89	4,830.62
Deferred Tax Liability/Asset	(4,645.77)	(14,288.31)
Income Tax Expense	733.12	(9,457.69)

The prima facie tax on benefits accrued before income tax is reconciled to the income tax as follows:

Prima facie tax payable on benefits accrued before income tax at 15%	1,246.65	(13,447.05)
Less:		
Tax effect of:		

J Barbaro & Sons Staff Super Fund**Notes to the Financial Statements**

For the year ended 30 June 2021

Tax Losses Deducted	0.00	1,005.90
Realised Accounting Capital Gains	8,037.31	10,532.38
Accounting Trust Distributions	78.31	102.47
Add:		
Tax effect of:		
Decrease in MV of Investments	6,970.11	23,044.25
Franking Credits	27.49	34.86
Foreign Credits	0.00	0.10
Net Capital Gains	5,362.20	6,987.45
Taxable Trust Distributions	69.47	83.72
Distributed Foreign Income	2.00	1.34
Rounding	(0.15)	(0.22)
Income Tax on Taxable Income or Loss	5,562.15	5,063.70
Less credits:		
Franking Credits	183.25	232.40
Foreign Credits	0.01	0.68
Current Tax or Refund	<u>5,378.89</u>	<u>4,830.62</u>

Note 13: Sundry Debtors/Creditors

The sundry debtors/creditors are inter-entity loans of the three family super funds - Barbaro Super Fund, J Barbaro & Sons Staff Super Fund and FSM Barbaro Superfund. Due to initial setup the Barbaro Super Fund mainly received rent income and paid all related expenditures. They offset against each other and eventually consolidate with death benefit payments.

J Barbaro & Sons Staff Super Fund

Members Summary

As at 30 June 2021

Opening Balances	Increases				Decreases				Closing Balance		
	Contributions	Transfers In	Net Earnings	Insurance Proceeds	Pensions Paid	Contributions Tax	Taxes Paid	Benefits Paid/ Transfers Out		Insurance Premiums	Member Expenses
Anthony John Barbaro (Age: 56)											
BARANT00001A - Accumulation											
150,394.86	3,000.00		834.58			450.00	5.48				153,773.96
150,394.86	3,000.00		834.58			450.00	5.48				153,773.96
Mark Joseph Barbaro (Age: 46)											
BARMAR00001A - Accumulation											
115,697.98	3,000.00		644.02			450.00	4.23				118,887.77
115,697.98	3,000.00		644.02			450.00	4.23				118,887.77
Donna Marie Gabbusch (Age: 48)											
GABDON00001A - Accumulation											
64,900.43			327.25				2.15	10,000.00			55,225.53
64,900.43			327.25				2.15	10,000.00			55,225.53
Steven James Barbaro (Age: 54)											
BARSTE00001A - Accumulation											
125,165.48			688.42				4.52				125,849.38
125,165.48			688.42				4.52				125,849.38
456,158.75	6,000.00		2,494.27			900.00	16.38	10,000.00			453,736.64

J Barbaro & Sons Staff Super Fund

Members Statement

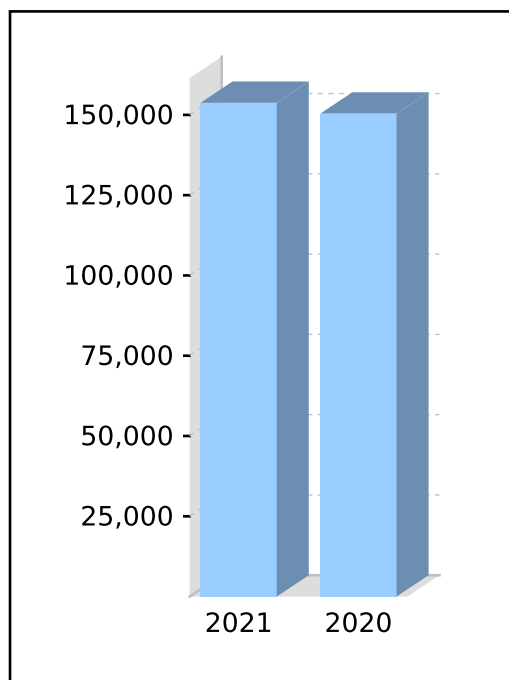
Anthony John Barbaro
 3 Leslie Street West
 Woodville, South Australia, 5011, Australia

Your Details

Date of Birth :	Provided	Nominated Beneficiaries:	N/A
Age:	56	Nomination Type:	N/A
Tax File Number:	Provided	Vested Benefits:	153,773.96
Date Joined Fund:	09/06/1999		
Service Period Start Date:			
Date Left Fund:			
Member Code:	BARANT00001A		
Account Start Date:	09/06/1999		
Account Phase:	Accumulation Phase		
Account Description:	Accumulation		

Your Balance

Total Benefits	153,773.96
<u>Preservation Components</u>	
Preserved	153,773.96
Unrestricted Non Preserved	
Restricted Non Preserved	
<u>Tax Components</u>	
Tax Free	26,136.52
Taxable	127,637.44



Your Detailed Account Summary

	This Year
Opening balance at 01/07/2020	150,394.86
<u>Increases to Member account during the period</u>	
Employer Contributions	3,000.00
Personal Contributions (Concessional)	
Personal Contributions (Non Concessional)	
Government Co-Contributions	
Other Contributions	
Proceeds of Insurance Policies	
Transfers In	
Net Earnings	834.58
Internal Transfer In	
<u>Decreases to Member account during the period</u>	
Pensions Paid	
Contributions Tax	450.00
Income Tax	5.48
No TFN Excess Contributions Tax	
Excess Contributions Tax	
Refund Excess Contributions	
Division 293 Tax	
Insurance Policy Premiums Paid	
Management Fees	
Member Expenses	
Benefits Paid/Transfers Out	
Superannuation Surcharge Tax	
Internal Transfer Out	
Closing balance at 30/06/2021	153,773.96

J Barbaro & Sons Staff Super Fund

Members Statement

Mark Joseph Barbaro
 669 Whites Road
 Globe Derby Park, South Australia, 5110, Australia

Your Details

Date of Birth : Provided
 Age: 46
 Tax File Number: Provided
 Date Joined Fund: 09/06/1999
 Service Period Start Date:
 Date Left Fund:
 Member Code: BARMAR00001A
 Account Start Date: 09/06/1999
 Account Phase: Accumulation Phase
 Account Description: Accumulation

Nominated Beneficiaries: N/A
 Nomination Type: N/A
 Vested Benefits: 118,887.77

Your Balance

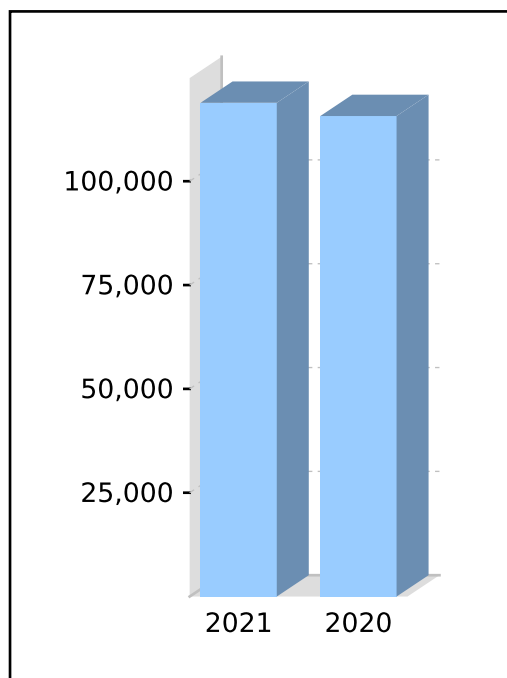
Total Benefits 118,887.77

Preservation Components

Preserved 118,887.77
 Unrestricted Non Preserved
 Restricted Non Preserved

Tax Components

Tax Free 21,565.00
 Taxable 97,322.77



Your Detailed Account Summary

	This Year
Opening balance at 01/07/2020	115,697.98
<u>Increases to Member account during the period</u>	
Employer Contributions	3,000.00
Personal Contributions (Concessional)	
Personal Contributions (Non Concessional)	
Government Co-Contributions	
Other Contributions	
Proceeds of Insurance Policies	
Transfers In	
Net Earnings	644.02
Internal Transfer In	
<u>Decreases to Member account during the period</u>	
Pensions Paid	
Contributions Tax	450.00
Income Tax	4.23
No TFN Excess Contributions Tax	
Excess Contributions Tax	
Refund Excess Contributions	
Division 293 Tax	
Insurance Policy Premiums Paid	
Management Fees	
Member Expenses	
Benefits Paid/Transfers Out	
Superannuation Surcharge Tax	
Internal Transfer Out	
Closing balance at 30/06/2021	118,887.77

J Barbaro & Sons Staff Super Fund

Members Statement

Donna Marie Gabbusch
 4 Bayonet Drive
 Paralowie, South Australia, 5108, Australia

Your Details

Date of Birth : Provided
 Age: 48
 Tax File Number: Provided
 Date Joined Fund: 09/06/1999
 Service Period Start Date:
 Date Left Fund:
 Member Code: GABDON00001A
 Account Start Date: 09/06/1999
 Account Phase: Accumulation Phase
 Account Description: Accumulation

Nominated Beneficiaries: N/A
 Nomination Type: N/A
 Vested Benefits: 55,225.53

Your Balance

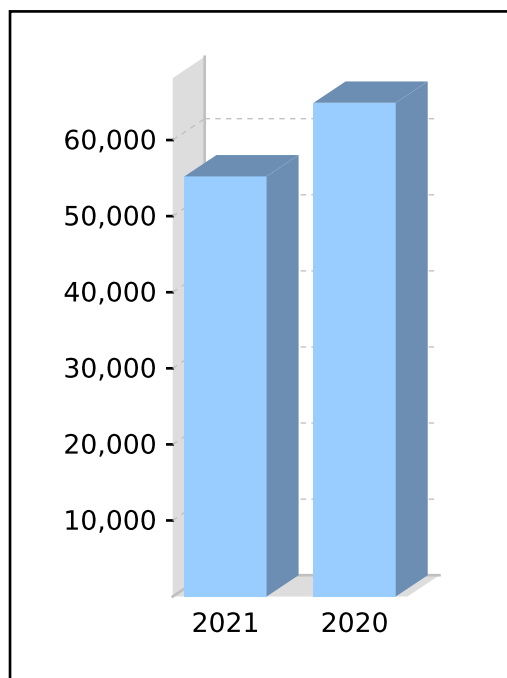
Total Benefits 55,225.53

Preservation Components

Preserved 55,225.53
 Unrestricted Non Preserved
 Restricted Non Preserved

Tax Components

Tax Free 17,233.78
 Taxable 37,991.75



Your Detailed Account Summary

	This Year
Opening balance at 01/07/2020	64,900.43
<u>Increases to Member account during the period</u>	
Employer Contributions	
Personal Contributions (Concessional)	
Personal Contributions (Non Concessional)	
Government Co-Contributions	
Other Contributions	
Proceeds of Insurance Policies	
Transfers In	
Net Earnings	327.25
Internal Transfer In	
<u>Decreases to Member account during the period</u>	
Pensions Paid	
Contributions Tax	
Income Tax	2.15
No TFN Excess Contributions Tax	
Excess Contributions Tax	
Refund Excess Contributions	
Division 293 Tax	
Insurance Policy Premiums Paid	
Management Fees	
Member Expenses	
Benefits Paid/Transfers Out	10,000.00
Superannuation Surcharge Tax	
Internal Transfer Out	
Closing balance at 30/06/2021	55,225.53

J Barbaro & Sons Staff Super Fund

Members Statement

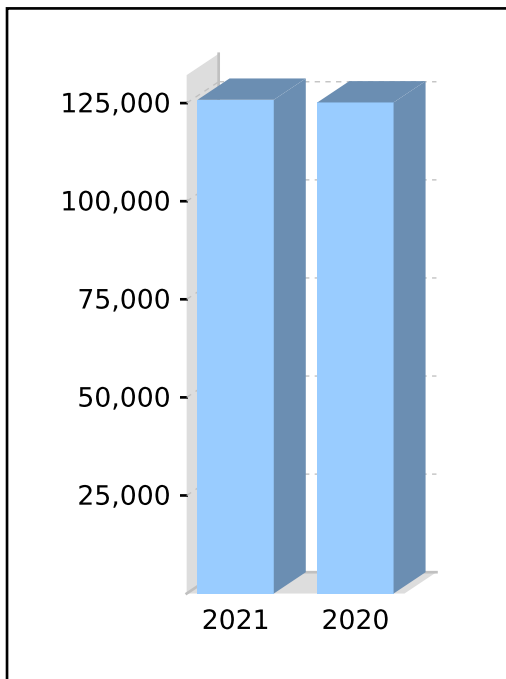
Steven James Barbaro
 7 Lorenzo Court
 Angle Vale, South Australia, 5117, Australia

Your Details

Date of Birth :	Provided	Nominated Beneficiaries:	N/A
Age:	54	Nomination Type:	N/A
Tax File Number:	Provided	Vested Benefits:	125,849.38
Date Joined Fund:	09/06/1999		
Service Period Start Date:	09/06/1999		
Date Left Fund:			
Member Code:	BARSTE00001A		
Account Start Date:	09/06/1999		
Account Phase:	Accumulation Phase		
Account Description:	Accumulation		

Your Balance

Total Benefits	125,849.38
<u>Preservation Components</u>	
Preserved	125,849.38
Unrestricted Non Preserved	
Restricted Non Preserved	
<u>Tax Components</u>	
Tax Free	16,415.32
Taxable	109,434.06



Your Detailed Account Summary

	This Year
Opening balance at 01/07/2020	125,165.48
<u>Increases to Member account during the period</u>	
Employer Contributions	
Personal Contributions (Concessional)	
Personal Contributions (Non Concessional)	
Government Co-Contributions	
Other Contributions	
Proceeds of Insurance Policies	
Transfers In	
Net Earnings	688.42
Internal Transfer In	
<u>Decreases to Member account during the period</u>	
Pensions Paid	
Contributions Tax	
Income Tax	4.52
No TFN Excess Contributions Tax	
Excess Contributions Tax	
Refund Excess Contributions	
Division 293 Tax	
Insurance Policy Premiums Paid	
Management Fees	
Member Expenses	
Benefits Paid/Transfers Out	
Superannuation Surcharge Tax	
Internal Transfer Out	
Closing balance at 30/06/2021	125,849.38

J Barbaro & Sons Staff Super Fund

Investment Summary Report

As at 30 June 2021

Investment	Units	Market Price	Market Value	Average Cost	Accounting Cost	Unrealised Gain/(Loss)	Gain/(Loss)%	Portfolio Weight%
Cash/Bank Accounts								
Westpac Business Cash Reserve ***2545		254,344.360000	254,344.36	254,344.36	254,344.36			59.81 %
Westpac Business Flexi ***2537		21.840000	21.84	21.84	21.84			0.01 %
			254,366.20		254,366.20			59.81 %
Real Estate Properties (Australian - Non Residential)								
JBARBSF 5 Hopkins Street (50% ownership)	1.00	147,250.840000	147,250.84	76,777.96	76,777.96	70,472.88	91.79 %	34.63 %
			147,250.84		76,777.96	70,472.88	91.79 %	34.63 %
Units in Listed Unit Trusts (Australian)								
SFY.AX SPDR S & P/ASX 50 Fund	301.00	65.340000	19,667.34	45.69	13,753.25	5,914.09	43.00 %	4.62 %
			19,667.34		13,753.25	5,914.09	43.00 %	4.62 %
Units in Unlisted Unit Trusts (Australian)								
AAMF Angas Asset Management Fund	11,390.00	0.349000	3,975.11	1.00	11,390.00	(7,414.89)	(65.10) %	0.93 %
			3,975.11		11,390.00	(7,414.89)	(65.10) %	0.93 %
			425,259.49		356,287.41	68,972.08	19.36 %	100.00 %

Minutes of a meeting of the Trustee(s)

held on 30 June 2021 at 3 Leslie Street West, Woodville, South Australia 5011

- PRESENT:** Anthony John Barbaro, Mark Joseph Barbaro, Donna Marie Gabbusch and Steven James Barbaro
- MINUTES:** The Chair reported that the minutes of the previous meeting had been signed as a true record.
- FINANCIAL STATEMENTS OF SUPERANNUATION FUND:** It was resolved that the financial statements would be prepared as special purpose financial statements as, in the opinion of the trustee(s), the Superannuation Fund is not a reporting entity and therefore is not required to comply with all Australian Accounting Standards.
- The Chair tabled the financial statements and notes to the financial statements of the Superannuation Fund in respect of the year ended 30 June 2021 and it was resolved that such statements be and are hereby adopted as tabled.
- TRUSTEE'S DECLARATION:** It was resolved that the trustee's declaration of the Superannuation Fund be signed.
- ANNUAL RETURN:** Being satisfied that the Fund had complied with the requirements of the Superannuation Industry (Supervision) Act 1993 (SISA) and Regulations during the year ended 30 June 2021, it was resolved that the annual return be approved, signed and lodged with the Australian Taxation Office.
- TRUST DEED:** The Chair tabled advice received from the Fund's legal adviser confirming that the fund's trust deed is consistent with all relevant superannuation and trust law.
- INVESTMENT STRATEGY:** The allocation of the Fund's assets and the Fund's investment performance over the financial year were reviewed and found to be within the acceptable ranges outlined in the investment strategy. After considering the risk, rate of return, diversification and liquidity of the investments and the ability of the Fund to discharge its existing liabilities, it was resolved that the investment strategy continues to reflect the purposes and circumstances of the Fund and its members. Accordingly, no changes in the investment strategy were required.
- ALLOCATION OF INCOME:** It was resolved that the income of the Fund would be allocated to the members based on their average daily balance (an alternative allocation basis may be percentage of opening balance).
- INVESTMENT DISPOSALS:** It was resolved to ratify the investment disposals throughout the financial year ended 30 June 2021.
- AUDITORS:** It was resolved that
- Anthony William Boys
- of
- PO Box 3376, Rundle Mall, South Australia 5000
- act as auditors of the Fund for the next financial year.
- TAX AGENTS:** It was resolved that
- PDK Financial Synergy Pty Ltd
- act as tax agents of the Fund for the next financial year.
- TRUSTEE STATUS:** Each of the trustee(s) confirmed that they are qualified to act as trustee(s) of the Fund and that they are not disqualified persons as defined by s 120 of the SISA.

Minutes of a meeting of the Trustee(s)

held on 30 June 2021 at 3 Leslie Street West, Woodville, South Australia 5011

CONTRIBUTIONS RECEIVED: It was resolved that the contributions during the year be allocated to members on the basis of the schedule provided by the principal Fund employer.

SUNDRY DEBTORS/CREDITORS: The sundry debtors/creditors are inter-entity loans of the three family super funds - Barbaro Super Fund, J Barbaro & Sons Staff Super Fund and FSM Barbaro Superfund. Due to initial setup by the parents, Barbaro Super Fund mainly received rent income and paid all related expenditures. Since the parents passed away, the other two super funds paid some bills. They offset against each other and eventually consolidate with death benefit payments. As at 30/06/2021, Barbaro Super Fund has Sundry Creditors of \$155,099.65, J Barbaro & Sons Staff Super Fund has Sundry Debtors of \$60,128.47, and FSM Barbaro Superfund has Sundry Debtors of \$94,971.18.

CLOSURE: All resolutions for this meeting were made in accordance with the SISA and Regulations.

There being no further business the meeting then closed.

Signed as a true record –

.....

Anthony John Barbaro

Chairperson

J Barbaro & Sons Staff Super Fund

Investment Strategy

Overview

The aim of this strategy is to provide the Members with an income on retirement.

Investment Objectives

The Trustee(s) will at all times ensure the funds assets are invested in accordance with the trust deed and comply with the applicable legislative requirements.

The Trustee(s) will act prudently to maximise the rate of return, subject to acceptable risk parameters whilst maintaining an appropriate diversification across a broad range of assets whilst assessing the risks where it is determined the fund's portfolio lacks diversification and / or has elected to implement a sector bias.

Having considered the risk profile of the fund and the member's needs and circumstances, the trustee has adopted the following objectives for the investment of assets of the fund;

- to achieve an investment return (based on market values and net of tax and charges) that exceeds the CPI by at least 3% per annum when measured over a rolling 5 year period.
- to have a probability of zero or negative returns in any 12 Month period of less than one in five years; and
- have sufficient liquidity to meet liabilities as and when they fall due.
- to consider the need to hold a policy of insurance for one or more members of the fund.

Investment Strategy

The fund will invest in a portfolio of assets according to market conditions and within the ranges specified below:

Asset Allocation

The targeted asset allocation will be in the following ranges:

<u>Asset Class</u>	<u>Target Range</u>	<u>Benchmark</u>
Australian Shares	1 - 20 %	5 %
International Shares	0 - 0 %	0 %
Cash	30 - 80 %	50 %
Australian Fixed Interest	0 - 0 %	0 %
International Fixed Interest	0 - 0 %	0 %
Mortgages	0 - 0 %	0 %
Direct Property	20 - 70 %	45 %
Listed Property	0 - 0 %	0 %
Other	0 - 0 %	0 %

Quality companies and trusts as supported by research and fundamental analysis will be selected. Direct investments in property, artwork and lease equipment may form part of the strategy provided there is sufficient basis for the decision.

Insurance

The Trustees have considered and consulted Professional Advice where necessary to ensure that all fund members have the correct type and level of insurance. Insurance may be held within or outside the SMSF.

Review and Monitoring

The trustees will monitor and review the fund's investment activities on a regular basis and to communicate with the members should they feel that any change in strategy is necessary in order to achieve the fund's objective.

Date: 01/07/2020

**J Barbaro & Sons Staff Super Fund
Investment Strategy**

.....
Anthony John Barbaro

.....
Mark Joseph Barbaro

.....
Donna Marie Gabbusch

.....
Steven James Barbaro