
Workpapers - 2020 Financial Year

Franke Family Superfund

Preparer: Kelly Fu

Reviewer: Kelly Fu

Printed: 17 November 2020

Lead Schedule

2020 Financial Year

| Code | Workpaper | CY Balance | LY Balance | Change | Status |
|-------|---|----------------|----------------|-----------|-----------|
| 23900 | Dividends Received | (\$2,043.88) | (\$4,204.84) | (51.39)% | Completed |
| 24200 | Contributions | (\$13,749.99) | (\$23,351.23) | (41.12)% | Completed |
| 24700 | Changes in Market Values of Investments | \$19,630.21 | \$3,539.15 | 454.66% | Completed |
| 25000 | Interest Received | (\$358.09) | (\$499.28) | (28.28)% | Completed |
| 26500 | Other Investment Income | (\$182.22) | (\$108.95) | 67.25% | Completed |
| 30100 | Accountancy Fees | \$1,870.00 | \$2,860.00 | (34.62)% | Completed |
| 30400 | ATO Supervisory Levy | \$259.00 | \$259.00 | 0% | Completed |
| 30700 | Auditor's Remuneration | \$770.00 | \$770.00 | 0% | Completed |
| 30800 | ASIC Fees | \$54.00 | | 100% | Completed |
| 30900 | Advisor Fees | \$2,200.00 | \$2,200.00 | 0% | Completed |
| 31500 | Bank Charges | \$5.00 | \$5.00 | 0% | Completed |
| 41600 | Pensions Paid | \$9,368.00 | \$10,549.00 | (11.2)% | Completed |
| 46000 | Benefits Paid/Transfers Out | \$3,000.00 | | 100% | Completed |
| 48500 | Income Tax Expense | \$52.81 | \$990.52 | (94.67)% | Completed |
| 49000 | Profit/Loss Allocation Account | (\$20,874.84) | \$6,991.63 | (398.57)% | Completed |
| 50000 | Members | (\$168,085.60) | (\$188,960.44) | (11.05)% | Completed |
| 60400 | Bank Accounts | \$94,881.51 | \$56,626.63 | 67.56% | Completed |

| Code | Workpaper | CY Balance | LY Balance | Change | Status |
|-------|---|--------------|--------------|----------|----------------------|
| 77600 | Shares in Listed Companies (Australian) | \$65,575.24 | \$126,504.60 | (48.16)% | Completed |
| 85000 | Income Tax Payable /Refundable | (\$1,250.21) | (\$1,852.45) | (32.51)% | Completed |
| 86000 | PAYG Payable | (\$1,852.00) | | 100% | Completed |
| 89000 | Deferred Tax Liability/Asset | \$10,731.06 | \$7,681.66 | 39.7% | Completed |
| A | Financial Statements | | | | N/A - Not Applicable |
| B | Permanent Documents | | | | N/A - Not Applicable |
| C | Other Documents | | | | N/A - Not Applicable |
| D | Pension Documentation | | | | N/A - Not Applicable |
| E | Estate Planning | | | | N/A - Not Applicable |

23900 - Dividends Received

2020 Financial Year

Preparer Kelly Fu

Reviewer Kelly Fu

Status Completed

| Account Code | Description | CY Balance | LY Balance | Change |
|--------------|---------------------------------|-------------------|-------------------|----------|
| STO.AX | Santos Limited | (\$345.34) | (\$281.09) | 22.86% |
| WPL.AX | Woodside Petroleum Ltd | (\$388.66) | (\$569.61) | (31.77)% |
| PRY.AX | Primary Health Care | | (\$166.10) | 100% |
| NAB.AX | National Australia Bank Limited | (\$697.20) | (\$831.60) | (16.16)% |
| HLS.AX | Healius Limited | (\$102.68) | (\$114.76) | (10.53)% |
| QUB.AX | Qube Holdings Limited | | (\$540.08) | 100% |
| CCL.AX | Coca-cola Amatil Limited | (\$510.00) | (\$470.00) | 8.51% |
| BHP.AX | BHP Group Limited | | (\$1,231.60) | 100% |
| TOTAL | | CY Balance | LY Balance | |
| | | (\$2,043.88) | (\$4,204.84) | |

Supporting Documents

- Dividend Reconciliation Report [Report](#)
- STO_ORDINARY_FULLY_PAID_26.9.2019.pdf [STO.AX](#)
- WPL_Payment_Advice_2020_03_20.pdf [WPL.AX](#)
- NAB_Payment_Advice_2019_12_12.pdf [NAB.AX](#)
- HLS_Payment_Advice_2019_09_27.pdf [HLS.AX](#)
- CCL_Dividend_Advice_2020_04_15.pdf [CCL.AX](#)
- 23900 - Dividend income reconciliation 2020.pdf
- STO_ORDINARY_FULLY_PAID_26.2.2020.pdf [STO.AX](#)
- WPL_Payment_Advice_2019_09_20.pdf [WPL.AX](#)
- NAB_Payment_Advice_2019_07_03.pdf [NAB.AX](#)
- CCL_Dividend_Advice_2019_10_09.pdf [CCL.AX](#)

Standard Checklist

- Attach copies of all dividend statements.
- Attach copy of Dividend Reconciliation Report
- Attach copy of Investment Income Comparison Report

Franke Family Superfund

Dividend Reconciliation Report

For The Period 01 July 2019 - 30 June 2020

| Date | Net Payment Received | Australian Income | | | Foreign Income | | | Withheld | | |
|--|----------------------|-------------------|---------|------------------|----------------|-----------------|------------|--------------|--------------|---------------|
| | | Unfranked | Franked | Franking Credits | Foreign Income | Foreign Credits | NZ Credits | TFN Withheld | Non-Resident | LIC Deduction |
| Shares in Listed Companies (Australian) | | | | | | | | | | |
| CCL.AX Coca-cola Amatil Limited | | | | | | | | | | |
| 09/10/2019 | 250.00 | 250.00 | 0.00 | 0.00 | | | | | | |
| 15/04/2020 | 260.00 | 260.00 | 0.00 | 0.00 | | | | | | |
| | 510.00 | 510.00 | 0.00 | 0.00 | | | | | | |
| HLS.AX Healius Limited | | | | | | | | | | |
| 27/09/2019 | 102.68 | 0.00 | 102.68 | 44.01 | | | | | | |
| | 102.68 | 0.00 | 102.68 | 44.01 | | | | | | |
| NAB.AX National Australia Bank Limited | | | | | | | | | | |
| 03/07/2019 | 348.60 | 0.00 | 348.60 | 149.40 | | | | | | |
| 12/12/2019 | 348.60 | 0.00 | 348.60 | 149.40 | | | | | | |
| | 697.20 | 0.00 | 697.20 | 298.80 | | | | | | |
| STO.AX Santos Limited | | | | | | | | | | |
| 26/09/2019 | 186.40 | 0.00 | 186.40 | 79.89 | | | | | | |
| 26/03/2020 | 158.94 | 0.00 | 158.94 | 68.12 | | | | | | |
| | 345.34 | 0.00 | 345.34 | 148.01 | | | | | | |
| WPL.AX Woodside Petroleum Ltd | | | | | | | | | | |

Franke Family Superfund

Dividend Reconciliation Report

For The Period 01 July 2019 - 30 June 2020

| Date | Net Payment Received | Australian Income | | | Foreign Income | | | Withheld | | |
|--------------|----------------------|-------------------|-----------------|------------------|----------------|-----------------|------------|--------------|--------------|---------------|
| | | Unfranked | Franked | Franking Credits | Foreign Income | Foreign Credits | NZ Credits | TFN Withheld | Non-Resident | LIC Deduction |
| 20/09/2019 | 151.73 | 0.00 | 151.73 | 65.03 | | | | | | |
| 20/03/2020 | 236.93 | 0.00 | 236.93 | 101.54 | | | | | | |
| | 388.66 | 0.00 | 388.66 | 166.57 | | | | | | |
| | 2,043.88 | 510.00 | 1,533.88 | 657.39 | | | | | | |
| TOTAL | 2,043.88 | 510.00 | 1,533.88 | 657.39 | | | | | | |

Tax Return Reconciliation

| | Totals | Tax Return Label |
|-------------------|----------|------------------|
| Unfranked | 510.00 | J |
| Franked Dividends | 1,533.88 | K |
| Franking Credits | 657.39 | L |

Investment Income Reconciliation - Tax Date

Portfolio: Franke Family Super Fund
 From 01 Jul 2019 Through 30 Jun 2020

| Tax Date | Income Received | Calc Amount | Interest | Other Income | Net Franked Dvd. | Imp. Credit | Unfnkd. Dvd. | Disc. Capital Gain | Non-Disc. Capital Gain | LIC Capital Gain | CGT Conc. | Foreign Income | Foreign Tax Credit | Tax Free | Tax Deferred | Return of Capital | TFN Amnts. Deduct. | Non-Resident w/holding Tax | Non-Distributed Income |
|--|-----------------|-----------------|---------------|---------------|------------------|----------------|-----------------|--------------------|------------------------|------------------|---------------|----------------|--------------------|---------------|---------------|-------------------|--------------------|----------------------------|------------------------|
| Coca-Cola Amatil Limited (CCL) | | | | | | | | | | | | | | | | | | | |
| 9 Oct 2019 | \$210.00 | \$210.00 | \$0.00 | \$0.00 | \$0.00 | \$0.00 | \$210.00 | \$0.00 | \$0.00 | \$0.00 | \$0.00 | \$0.00 | \$0.00 | \$0.00 | \$0.00 | \$0.00 | \$0.00 | \$0.00 | \$0.00 |
| 9 Oct 2019 | \$40.00 | \$40.00 | \$0.00 | \$0.00 | \$0.00 | \$0.00 | \$40.00 | \$0.00 | \$0.00 | \$0.00 | \$0.00 | \$0.00 | \$0.00 | \$0.00 | \$0.00 | \$0.00 | \$0.00 | \$0.00 | \$0.00 |
| 15 Apr 2020 | \$260.00 | \$260.00 | \$0.00 | \$0.00 | \$0.00 | \$0.00 | \$260.00 | \$0.00 | \$0.00 | \$0.00 | \$0.00 | \$0.00 | \$0.00 | \$0.00 | \$0.00 | \$0.00 | \$0.00 | \$0.00 | \$0.00 |
| Total: | \$510.00 | \$510.00 | \$0.00 | \$0.00 | \$0.00 | \$0.00 | \$510.00 | \$0.00 | \$0.00 | \$0.00 | \$0.00 | \$0.00 | \$0.00 | \$0.00 | \$0.00 | \$0.00 | \$0.00 | \$0.00 | \$0.00 |
| Healius Limited (HLS) | | | | | | | | | | | | | | | | | | | |
| 27 Sep 2019 | \$102.68 | \$102.68 | \$0.00 | \$0.00 | \$102.68 | \$44.01 | \$0.00 | \$0.00 | \$0.00 | \$0.00 | \$0.00 | \$0.00 | \$0.00 | \$0.00 | \$0.00 | \$0.00 | \$0.00 | \$0.00 | \$0.00 |
| Total: | \$102.68 | \$102.68 | \$0.00 | \$0.00 | \$102.68 | \$44.01 | \$0.00 | \$0.00 | \$0.00 | \$0.00 | \$0.00 | \$0.00 | \$0.00 | \$0.00 | \$0.00 | \$0.00 | \$0.00 | \$0.00 | \$0.00 |
| Macquarie Cash Management Account | | | | | | | | | | | | | | | | | | | |
| 2 Jul 2019 | \$9.76 | \$9.76 | \$9.76 | \$0.00 | \$0.00 | \$0.00 | \$0.00 | \$0.00 | \$0.00 | \$0.00 | \$0.00 | \$0.00 | \$0.00 | \$0.00 | \$0.00 | \$0.00 | \$0.00 | \$0.00 | \$0.00 |
| 31 Jul 2019 | \$55.66 | \$55.66 | \$55.66 | \$0.00 | \$0.00 | \$0.00 | \$0.00 | \$0.00 | \$0.00 | \$0.00 | \$0.00 | \$0.00 | \$0.00 | \$0.00 | \$0.00 | \$0.00 | \$0.00 | \$0.00 | \$0.00 |
| 2 Aug 2019 | \$18.02 | \$18.02 | \$18.02 | \$0.00 | \$0.00 | \$0.00 | \$0.00 | \$0.00 | \$0.00 | \$0.00 | \$0.00 | \$0.00 | \$0.00 | \$0.00 | \$0.00 | \$0.00 | \$0.00 | \$0.00 | \$0.00 |
| 30 Aug 2019 | \$54.87 | \$54.87 | \$54.87 | \$0.00 | \$0.00 | \$0.00 | \$0.00 | \$0.00 | \$0.00 | \$0.00 | \$0.00 | \$0.00 | \$0.00 | \$0.00 | \$0.00 | \$0.00 | \$0.00 | \$0.00 | \$0.00 |
| 3 Sep 2019 | \$18.19 | \$18.19 | \$18.19 | \$0.00 | \$0.00 | \$0.00 | \$0.00 | \$0.00 | \$0.00 | \$0.00 | \$0.00 | \$0.00 | \$0.00 | \$0.00 | \$0.00 | \$0.00 | \$0.00 | \$0.00 | \$0.00 |
| 30 Sep 2019 | \$50.79 | \$50.79 | \$50.79 | \$0.00 | \$0.00 | \$0.00 | \$0.00 | \$0.00 | \$0.00 | \$0.00 | \$0.00 | \$0.00 | \$0.00 | \$0.00 | \$0.00 | \$0.00 | \$0.00 | \$0.00 | \$0.00 |
| 2 Oct 2019 | \$16.92 | \$16.92 | \$16.92 | \$0.00 | \$0.00 | \$0.00 | \$0.00 | \$0.00 | \$0.00 | \$0.00 | \$0.00 | \$0.00 | \$0.00 | \$0.00 | \$0.00 | \$0.00 | \$0.00 | \$0.00 | \$0.00 |
| 31 Oct 2019 | \$38.50 | \$38.50 | \$38.50 | \$0.00 | \$0.00 | \$0.00 | \$0.00 | \$0.00 | \$0.00 | \$0.00 | \$0.00 | \$0.00 | \$0.00 | \$0.00 | \$0.00 | \$0.00 | \$0.00 | \$0.00 | \$0.00 |
| 4 Nov 2019 | \$17.83 | \$17.83 | \$17.83 | \$0.00 | \$0.00 | \$0.00 | \$0.00 | \$0.00 | \$0.00 | \$0.00 | \$0.00 | \$0.00 | \$0.00 | \$0.00 | \$0.00 | \$0.00 | \$0.00 | \$0.00 | \$0.00 |
| 29 Nov 2019 | \$35.49 | \$35.49 | \$35.49 | \$0.00 | \$0.00 | \$0.00 | \$0.00 | \$0.00 | \$0.00 | \$0.00 | \$0.00 | \$0.00 | \$0.00 | \$0.00 | \$0.00 | \$0.00 | \$0.00 | \$0.00 | \$0.00 |
| 3 Dec 2019 | \$17.18 | \$17.18 | \$17.18 | \$0.00 | \$0.00 | \$0.00 | \$0.00 | \$0.00 | \$0.00 | \$0.00 | \$0.00 | \$0.00 | \$0.00 | \$0.00 | \$0.00 | \$0.00 | \$0.00 | \$0.00 | \$0.00 |
| 31 Dec 2019 | \$36.55 | \$36.55 | \$36.55 | \$0.00 | \$0.00 | \$0.00 | \$0.00 | \$0.00 | \$0.00 | \$0.00 | \$0.00 | \$0.00 | \$0.00 | \$0.00 | \$0.00 | \$0.00 | \$0.00 | \$0.00 | \$0.00 |
| 3 Jan 2020 | \$17.66 | \$17.66 | \$17.66 | \$0.00 | \$0.00 | \$0.00 | \$0.00 | \$0.00 | \$0.00 | \$0.00 | \$0.00 | \$0.00 | \$0.00 | \$0.00 | \$0.00 | \$0.00 | \$0.00 | \$0.00 | \$0.00 |
| 31 Jan 2020 | \$34.62 | \$34.62 | \$34.62 | \$0.00 | \$0.00 | \$0.00 | \$0.00 | \$0.00 | \$0.00 | \$0.00 | \$0.00 | \$0.00 | \$0.00 | \$0.00 | \$0.00 | \$0.00 | \$0.00 | \$0.00 | \$0.00 |
| 4 Feb 2020 | \$16.86 | \$16.86 | \$16.86 | \$0.00 | \$0.00 | \$0.00 | \$0.00 | \$0.00 | \$0.00 | \$0.00 | \$0.00 | \$0.00 | \$0.00 | \$0.00 | \$0.00 | \$0.00 | \$0.00 | \$0.00 | \$0.00 |
| 28 Feb 2020 | \$30.28 | \$30.28 | \$30.28 | \$0.00 | \$0.00 | \$0.00 | \$0.00 | \$0.00 | \$0.00 | \$0.00 | \$0.00 | \$0.00 | \$0.00 | \$0.00 | \$0.00 | \$0.00 | \$0.00 | \$0.00 | \$0.00 |
| 3 Mar 2020 | \$14.78 | \$14.78 | \$14.78 | \$0.00 | \$0.00 | \$0.00 | \$0.00 | \$0.00 | \$0.00 | \$0.00 | \$0.00 | \$0.00 | \$0.00 | \$0.00 | \$0.00 | \$0.00 | \$0.00 | \$0.00 | \$0.00 |
| 31 Mar 2020 | \$12.54 | \$12.54 | \$12.54 | \$0.00 | \$0.00 | \$0.00 | \$0.00 | \$0.00 | \$0.00 | \$0.00 | \$0.00 | \$0.00 | \$0.00 | \$0.00 | \$0.00 | \$0.00 | \$0.00 | \$0.00 | \$0.00 |
| 2 Apr 2020 | \$9.54 | \$9.54 | \$9.54 | \$0.00 | \$0.00 | \$0.00 | \$0.00 | \$0.00 | \$0.00 | \$0.00 | \$0.00 | \$0.00 | \$0.00 | \$0.00 | \$0.00 | \$0.00 | \$0.00 | \$0.00 | \$0.00 |

This information is current as at date of preparation. Please note that while every reasonable effort has been made to ensure that the unit prices displayed are correct, they may vary as they are obtained from underlying investment managers. As such, we do not accept liability for the accuracy of the information provided by third parties. To the extent permissible by law, whilst we have taken all reasonable care in producing this information, we make no warranties in relation to the accuracy or completeness of this information. We believe the taxation, legal and other matters pertaining to this information are correct as at the date of this document. However you should note that taxation, legal and other matters may change from time to time. You should be aware that past performance is not a reliable indicator of future performance. You should also note that this information has been prepared solely for your personal use and it cannot be relied upon by other persons or third parties. To the extent permissible by law, LDB Financial Group Pty Ltd, its directors, officers and staff, excludes all liability for any loss or damage whether direct, indirect or consequential, arising in any way out of the use of or in relation to the information contained in this document or results obtained from the use of it.

Investment Income Reconciliation - Tax Date

Portfolio: Franke Family Super Fund
From 01 Jul 2019 Through 30 Jun 2020

| Tax Date | Income Received | Calc Amount | Interest | Other Income | Net Franked Dvd. | Imp. Credit | Unfnkd. Dvd. | Disc. Capital Gain | Non-Disc. Capital Gain | LIC Capital Gain | CGT Conc. | Foreign Income | Foreign Tax Credit | Tax Free | Tax Deferred | Return of Capital | TFN Amnts. Deduct. | Non-Resident w/holding Tax | Non-Distributed Income |
|--|-------------------|-------------------|-----------------|---------------|-------------------|-----------------|-----------------|--------------------|------------------------|------------------|---------------|----------------|--------------------|---------------|---------------|-------------------|--------------------|----------------------------|------------------------|
| 30 Apr 2020 | \$1.51 | \$1.51 | \$1.51 | \$0.00 | \$0.00 | \$0.00 | \$0.00 | \$0.00 | \$0.00 | \$0.00 | \$0.00 | \$0.00 | \$0.00 | \$0.00 | \$0.00 | \$0.00 | \$0.00 | \$0.00 | \$0.00 |
| 4 May 2020 | \$7.68 | \$7.68 | \$7.68 | \$0.00 | \$0.00 | \$0.00 | \$0.00 | \$0.00 | \$0.00 | \$0.00 | \$0.00 | \$0.00 | \$0.00 | \$0.00 | \$0.00 | \$0.00 | \$0.00 | \$0.00 | \$0.00 |
| 29 May 2020 | \$3.53 | \$3.53 | \$3.53 | \$0.00 | \$0.00 | \$0.00 | \$0.00 | \$0.00 | \$0.00 | \$0.00 | \$0.00 | \$0.00 | \$0.00 | \$0.00 | \$0.00 | \$0.00 | \$0.00 | \$0.00 | \$0.00 |
| 2 Jun 2020 | \$17.80 | \$17.80 | \$17.80 | \$0.00 | \$0.00 | \$0.00 | \$0.00 | \$0.00 | \$0.00 | \$0.00 | \$0.00 | \$0.00 | \$0.00 | \$0.00 | \$0.00 | \$0.00 | \$0.00 | \$0.00 | \$0.00 |
| 30 Jun 2020 | \$3.75 | \$3.75 | \$3.75 | \$0.00 | \$0.00 | \$0.00 | \$0.00 | \$0.00 | \$0.00 | \$0.00 | \$0.00 | \$0.00 | \$0.00 | \$0.00 | \$0.00 | \$0.00 | \$0.00 | \$0.00 | \$0.00 |
| Total: | \$540.31 | \$540.31 | \$540.31 | \$0.00 | \$0.00 | \$0.00 | \$0.00 | \$0.00 | \$0.00 | \$0.00 | \$0.00 | \$0.00 | \$0.00 | \$0.00 | \$0.00 | \$0.00 | \$0.00 | \$0.00 | \$0.00 |
| National Australia Bank Limited (NAB) | | | | | | | | | | | | | | | | | | | |
| 3 Jul 2019 | \$348.60 | \$348.60 | \$0.00 | \$0.00 | \$348.60 | \$149.40 | \$0.00 | \$0.00 | \$0.00 | \$0.00 | \$0.00 | \$0.00 | \$0.00 | \$0.00 | \$0.00 | \$0.00 | \$0.00 | \$0.00 | \$0.00 |
| 12 Dec 2019 | \$348.60 | \$348.60 | \$0.00 | \$0.00 | \$348.60 | \$149.40 | \$0.00 | \$0.00 | \$0.00 | \$0.00 | \$0.00 | \$0.00 | \$0.00 | \$0.00 | \$0.00 | \$0.00 | \$0.00 | \$0.00 | \$0.00 |
| Total: | \$697.20 | \$697.20 | \$0.00 | \$0.00 | \$697.20 | \$298.80 | \$0.00 | \$0.00 | \$0.00 | \$0.00 | \$0.00 | \$0.00 | \$0.00 | \$0.00 | \$0.00 | \$0.00 | \$0.00 | \$0.00 | \$0.00 |
| Santos Limited (STO) | | | | | | | | | | | | | | | | | | | |
| 26 Sep 2019 | \$186.40 | \$186.40 | \$0.00 | \$0.00 | \$186.40 | \$79.88 | \$0.00 | \$0.00 | \$0.00 | \$0.00 | \$0.00 | \$0.00 | \$0.00 | \$0.00 | \$0.00 | \$0.00 | \$0.00 | \$0.00 | \$0.00 |
| 26 Mar 2020 | \$158.94 | \$158.94 | \$0.00 | \$0.00 | \$158.94 | \$68.12 | \$0.00 | \$0.00 | \$0.00 | \$0.00 | \$0.00 | \$0.00 | \$0.00 | \$0.00 | \$0.00 | \$0.00 | \$0.00 | \$0.00 | \$0.00 |
| Total: | \$345.34 | \$345.34 | \$0.00 | \$0.00 | \$345.34 | \$148.00 | \$0.00 | \$0.00 | \$0.00 | \$0.00 | \$0.00 | \$0.00 | \$0.00 | \$0.00 | \$0.00 | \$0.00 | \$0.00 | \$0.00 | \$0.00 |
| Woodside Petroleum Ltd (WPL) | | | | | | | | | | | | | | | | | | | |
| 20 Sep 2019 | \$151.73 | \$151.73 | \$0.00 | \$0.00 | \$151.73 | \$65.03 | \$0.00 | \$0.00 | \$0.00 | \$0.00 | \$0.00 | \$0.00 | \$0.00 | \$0.00 | \$0.00 | \$0.00 | \$0.00 | \$0.00 | \$0.00 |
| 20 Mar 2020 | \$236.93 | \$236.93 | \$0.00 | \$0.00 | \$236.93 | \$101.54 | \$0.00 | \$0.00 | \$0.00 | \$0.00 | \$0.00 | \$0.00 | \$0.00 | \$0.00 | \$0.00 | \$0.00 | \$0.00 | \$0.00 | \$0.00 |
| Total: | \$388.66 | \$388.66 | \$0.00 | \$0.00 | \$388.66 | \$166.57 | \$0.00 | \$0.00 | \$0.00 | \$0.00 | \$0.00 | \$0.00 | \$0.00 | \$0.00 | \$0.00 | \$0.00 | \$0.00 | \$0.00 | \$0.00 |
| Grand Total: | \$2,584.19 | \$2,584.19 | \$540.31 | \$0.00 | \$1,533.88 | \$657.38 | \$510.00 | \$0.00 | \$0.00 | \$0.00 | \$0.00 | \$0.00 | \$0.00 | \$0.00 | \$0.00 | \$0.00 | \$0.00 | \$0.00 | \$0.00 |

This information is current as at date of preparation. Please note that while every reasonable effort has been made to ensure that the unit prices displayed are correct, they may vary as they are obtained from underlying investment managers. As such, we do not accept liability for the accuracy of the information provided by third parties. To the extent permissible by law, whilst we have taken all reasonable care in producing this information, we make no warranties in relation to the accuracy or completeness of this information. We believe the taxation, legal and other matters pertaining to this information are correct as at the date of this document. However you should note that taxation, legal and other matters may change from time to time. You should be aware that past performance is not a reliable indicator of future performance. You should also note that this information has been prepared solely for your personal use and it cannot be relied upon by other persons or third parties. To the extent permissible by law, LDB Financial Group Pty Ltd, its directors, officers and staff, excludes all liability for any loss or damage whether direct, indirect or consequential, arising in any way out of the use of or in relation to the information contained in this document or results obtained from the use of it.

Payment Advice



COCA-COLA AMATIL LIMITED

ABN: 26 004 139 397

JENDEMA PTY LTD <FRANKE FAMILY SUPER FUND A/C>
76 LAKESIDE CIRCUIT
ENCOUNTER BAY SA
5211

All Registry communications to:

Coca-Cola Amatil Limited
Locked Bag A14, Sydney South, NSW 1235
Telephone: +61 1300 554 474
ASX Code: **CCL**
Email: cca@linkmarketservices.com.au
Website: www.linkmarketservices.com.au

DIVIDEND STATEMENT

Reference No.: X*****9633
Payment Date: 15 April 2020
Record Date: 26 February 2020

| Security Description | Dividend Rate per Share | Participating Shares | Unfranked Amount | Franked Amount | Total Payment | Franking Credit |
|----------------------------------|-------------------------|----------------------|------------------|----------------|---------------|-----------------|
| CCL - FULLY PAID ORDINARY SHARES | \$0.26 | 1,000 | \$260.00 | \$0.00 | \$260.00 | \$0.00 |
| | | Less Withholding Tax | | | \$0.00 | |
| | | Net Amount | | | AUD 260.00 | |
| | | Represented By: | | | | |
| | | Direct Credit amount | | | AUD 260.00 | |

BANKING INSTRUCTIONS

The amount of AUD 260.00 was deposited to the bank account detailed below:

MACQUARIE BANK

JENDEMA P/L ATF FRANKE FAM S/F
BSB: 182-512 ACC: *****8292

DIRECT CREDIT REFERENCE NO.: 1238319965

AUSTRALIAN TAX INFORMATION (A\$)

| Income Description | Amount |
|------------------------------|----------|
| Conduit Foreign Income (CFI) | \$260.00 |
| Nil CFI | \$0.00 |
| Total unfranked Income | \$260.00 |

Withholding tax is not payable by non-residents on the Conduit Foreign Income portion of the unfranked dividend amount. The total amount together with the franking credit (if any) should be disclosed as assessable income in your Australian tax return.

2019 Final dividend statement for the period ended 31 December 2019. This dividend is 100% unfranked. The unfranked dividend is declared to be conduit foreign income and is therefore free from Australian dividend withholding tax when paid to non-resident shareholders.

Note: You may require this statement for taxation purposes. All investors should seek independent advice relevant to their own particular circumstances.

Please ensure your details are current by viewing and updating via the online service centre.



HEALIUS LIMITED
ABN 24 064 530 516

004501 000 HLS



JENDEMA PTY LTD
<FRANKE FAMILY SUPER FUND A/C>
76 LAKESIDE CIRCUIT
ENCOUNTER BAY SA 5211

Update your information:



Online:

www.computershare.com.au/easyupdate/hls



By Mail:

Computershare Investor Services Pty Limited
GPO Box 2975 Melbourne
Victoria 3001 Australia

Enquiries:

(within Australia) 1300 850 505
(international) +61 3 9415 4000

Holder Identification Number (HIN)

HIN WITHHELD

| | |
|-----------------------------|-------------------|
| ASX Code | HLS |
| TFN/ABN Status | Quoted |
| Record Date | 30 August 2019 |
| Payment Date | 27 September 2019 |
| Direct Credit Reference No. | 807134 |

2019 Final Dividend

Dear Securityholder,

This payment represents a final dividend of 3.4 cents per share for the year ended 30 June 2019. This dividend is paid on the shares registered in your name and entitled to participate as at the record date of 30 August 2019. This payment is 100% franked at the corporate tax rate of 30%.

Please register at www.computershare.com.au/easyupdate/hls in order to update your TFN, bank account and other details online.

Charles Tilley
Company Secretary

| Class Description | Amount per Security | Number of Securities | Franked Amount | Unfranked Amount | Gross Payment |
|--------------------|---------------------|----------------------|----------------|------------------|-----------------|
| Ordinary Shares | 3.4 cents | 3,020 | \$102.68 | \$0.00 | \$102.68 |
| Net Payment | | | | | \$102.68 |
| Franking Credit | | | | | \$44.01 |

Note: You should retain this statement to assist you in preparing your tax return.

Your Payment Instruction

MACQUARIE BANK LTD
BSB: 182-512 Account number: XXXXXX92

Amount Deposited
AUD\$102.68

If payment cannot be made to the above instruction, a cheque will be forwarded to your registered address.



2019 Final Dividend Statement

097750
047
NAB
JENDEMA PTY LTD
<FRANKE FAMILY SUPER FUND A/C>
76 LAKESIDE CIRCUIT
ENCOUNTER BAY SA 5211

Need assistance?

www.nab.com.au/shareholder

(in Australia) 1300 367 647
(outside Australia) +61 3 9415 4299

Holder Identification Number (HIN)

HIN WITHHELD

Summary of key information

Payment Date 12 December 2019
Record Date 15 November 2019
TFN/ABN status Quoted
ASX code NAB
Direct Credit Reference No. 565162

Final Dividend for the year ended 30 September 2019

The dividend is 100% franked at the relevant Australian Corporate Tax Rate of 30%.

| Ordinary Shares | Dividend Rate per Share | Unfranked Amount | Franked Amount | Franking Credit |
|-----------------|-------------------------|------------------|----------------|-----------------|
| 420 | 83 cents | \$0.00 | \$348.60 | \$149.40 |

Dividend Summary

420 shares x 83 cents = \$348.60

Payment details

The cash dividend amount of \$348.60 has been credited to:

MACQUARIE BANK LTD
BSB: 182-512 ACC: *****8292

Tax information

Australian resident shareholders

Franked Amount: This should be included in your assessable income.

Franking Credit: This may also need to be included in your assessable income. This amount may be available as a tax offset to reduce your income tax liability.

New Zealand tax resident shareholders

New Zealand tax law requires us to notify shareholders that New Zealand imputation credits have been attached to this dividend at a rate of NZ\$0.15 per share. These credits are only relevant for shareholders required to file a New Zealand income tax return.

The aggregate of the dividend amount together with the attached New Zealand imputation credits is NZ\$433.63.

If you are unsure of the tax treatment of your dividend, please contact your accountant or taxation adviser.

Dividend Amount

\$348.60



2019 Interim Dividend Statement

102430
047
NAB
JENDEMA PTY LTD
<FRANKE FAMILY SUPER FUND A/C>
76 LAKESIDE CIRCUIT
ENCOUNTER BAY SA 5211

Need assistance?

www.nab.com.au/shareholder

(in Australia) 1300 367 647
(outside Australia) +61 3 9415 4299

Holder Identification Number (HIN)

HIN WITHHELD

Summary of key information

Payment Date 3 July 2019
Record Date 15 May 2019
TFN/ABN status Quoted
ASX code NAB
Direct Credit Reference No. 573957

Interim Dividend for the year ending 30 September 2019

The dividend is 100% franked at the relevant Australian Corporate Tax Rate of 30%.

| Ordinary Shares | Dividend Rate per Share | Unfranked Amount | Franked Amount | Franking Credit |
|-----------------|-------------------------|------------------|----------------|-----------------|
| 420 | 83 cents | \$0.00 | \$348.60 | \$149.40 |

Dividend Summary

420 shares x 83 cents = \$348.60

Payment details

The cash dividend amount of \$348.60 has been credited to:

MACQUARIE BANK LTD
BSB: 182-512 ACC: *****8292

Tax information

Australian resident shareholders

Franked Amount: This should be included in your assessable income.

Franking Credit: This may also need to be included in your assessable income. This amount may be available as a tax offset to reduce your income tax liability.

If you are unsure of the tax treatment of your dividend, please contact your accountant or taxation adviser.

Dividend Amount

\$348.60

JENDEMA PTY LTD
<FRANKE FAMILY SUPER FUND A/C>
76 LAKESIDE CIRCUIT
ENCOUNTER BAY SA 5211

Reference Number: S00039578280
TFN/ABN Status: Quoted
Subregister: CHES
Record Date: 28/08/2019
Payment Date: 26/09/2019

2019 Interim Dividend

Dear Shareholder

Santos Limited has paid an interim dividend for the half year ended 30 June 2019 of USD 0.060 per ordinary share. This dividend was paid on the number of shares registered in your name and entitled to participate as at the record date 28 August 2019. This payment is 100% franked at the corporate tax rate of 30%.

Security Class: Fully Paid Ordinary Shares

ASX Code: STO

| Number of Shares held at Record Date | Dividend Amount per Share (AUD) | Franked Amount (AUD) | Unfranked Amount (AUD) | Gross Dividend Payment (AUD) | Net Dividend Payment (AUD) | Franking Credit (AUD) |
|--------------------------------------|---------------------------------|----------------------|------------------------|------------------------------|----------------------------|-----------------------|
| 2,100 | \$0.08876002 | \$186.40 | Nil | \$186.40 | \$186.40 | \$79.89 |

*This dividend has been converted to AUD at the FX rate of AUD 1.00 = USD 0.67598000
The announced dividend rate of USD 0.060 is equivalent to AUD 0.08876002*

To update your TFN, bank account and other details please visit www.investorserve.com.au (for Shareholders) or www.employeeserve.com.au/santos (for Employees). Alternatively, please contact Boardroom Pty Limited on 1300 096 259 (or +61 2 8016 2832 if outside Australia) or email santos@boardroomlimited.com.au.

Direct Credit Payment Confirmation

Your total net dividend payment has been paid in accordance with your instructions as shown below:

Bank Name: Macquarie Bank Limited
BSB: 182-512
Account Number: *****8292

| Amount Deposited |
|------------------|
| \$186.40 |

Please check the above details are correct and that payment has been credited to your account.

Please retain this statement for taxation purposes



JENDEMA PTY LTD
<FRANKE FAMILY SUPER FUND A/C>
76 LAKESIDE CIRCUIT
ENCOUNTER BAY SA 5211

All correspondence to:

BoardRoom
Smart Business Solutions

Boardroom Pty Limited
ABN 14 003 209 836
GPO Box 3993
Sydney NSW 2001

Tel: 1300 096 259 (within Australia)
Tel: +61 2 8016 2832 (outside Australia)
Fax: +61 2 9279 0664

www.boardroomlimited.com.au
santos@boardroomlimited.com.au



S00039578280

COMMUNICATION PREFERENCES

Shareholders have the option to convert their communications with Santos Limited (STO) to email.

The benefits to you, the environment and the Company include:

- Information promptly and securely,
- An electronic record of communication,
- Documents in a form for easy electronic storage,
- Lower printing and postage charges to the company.

If you have internet access, we ask you to consider receiving your shareholder communications electronically.

I would like to receive **all available shareholder communication electronically**.

➤ **Please print your email address here**

Please return the form to Boardroom Limited either by scanning and emailing to santos@boardroomlimited.com.au faxed to +61 2 9279 0664 or returned in the reply paid envelope provided.

Yours sincerely

Jodie Hatherly
Company Secretary
Santos Limited

JENDEMA PTY LTD
 <FRANKE FAMILY SUPER FUND A/C>
 76 LAKESIDE CIRCUIT
 ENCOUNTER BAY SA 5211

Reference Number: S00039578280
TFN/ABN Status: Quoted
Subregister: CHES
Record Date: 26/02/2020
Payment Date: 26/03/2020

2019 Final Dividend

Dear Shareholder

Santos Limited has paid a final dividend for the year ended 31 December 2019 of USD 0.05 per ordinary share. This dividend was paid on the number of shares registered in your name and entitled to participate as at the record date 26 February 2020. This payment is 100% franked at the corporate tax rate of 30%.

Security Class: Fully Paid Ordinary Shares

ASX Code: STO

| Number of Shares held at Record Date | Dividend Amount per Share (AUD) | Franked Amount (AUD) | Unfranked Amount (AUD) | Gross Dividend Payment (AUD) | Net Dividend Payment (AUD) | Franking Credit (AUD) |
|--------------------------------------|---------------------------------|----------------------|------------------------|------------------------------|----------------------------|-----------------------|
| 2,100 | \$0.07568762 | \$158.94 | Nil | \$158.94 | \$158.94 | \$68.12 |

*This dividend has been converted to AUD at the FX rate of AUD 1.00 = USD 0.66061000
 The announced dividend rate of USD 0.05 is equivalent to AUD 0.07568762*

To update your TFN, bank account and other details please visit www.investorserve.com.au (for Shareholders) or www.employeeserve.com.au/santos (for Employees). Alternatively, please contact Boardroom Pty Limited on 1300 096 259 (or +61 2 8016 2832 if outside Australia) or email santos@boardroomlimited.com.au.

Direct Credit Payment Confirmation

Your net dividend payment has been paid in accordance with your instructions as shown below:

| | | | |
|---------------------------|--------------------------------|--------------------------|-----------------|
| Bank Domicile: | AUS | Receipt Currency: | AUD |
| Bank Account Type: | Domestic | Amount Deposited: | \$158.94 |
| Bank Code: | 182-512 | | |
| Account Number: | *****292 | | |
| Account Name: | JENDEMA P/L ATF FRANKE FAM S/F | | |
| Exchange Rate: | N/A | | |

Please check the above details are correct and that payment has been credited to your account.

Please retain this statement for taxation purposes



JENDEMA PTY LTD
<FRANKE FAMILY SUPER FUND A/C>
76 LAKESIDE CIRCUIT
ENCOUNTER BAY SA 5211

All correspondence to:



Boardroom Pty Limited
ABN 14 003 209 836
GPO Box 3993
Sydney NSW 2001
Tel: 1300 096 259 (within Australia)
Tel: +61 2 8016 2832 (outside Australia)
Fax: +61 2 9279 0664
www.boardroomlimited.com.au
santos@boardroomlimited.com.au



S00039578280

COMMUNICATION PREFERENCES

Shareholders have the option to convert their communications with Santos Limited (STO) to email.

The benefits to you, the environment and the Company include:

- Information promptly and securely,
- An electronic record of communication,
- Documents in a form for easy electronic storage,
- Lower printing and postage charges to the company.

If you have internet access, we ask you to consider receiving your shareholder communications electronically.

I would like to receive **all available shareholder communication electronically.**

➤ **Please print your email address here**

Please return the form to Boardroom Limited either by scanning and emailing to santos@boardroomlimited.com.au faxed to +61 2 9279 0664 or returned in the reply paid envelope provided.

Yours sincerely

Jodie Hatherly
Company Secretary
Santos Limited

S00039578280



058788 047 WPL



JENDEMA PTY LTD
<FRANKE FAMILY SUPER FUND A/C>
76 LAKESIDE CIRCUIT
ENCOUNTER BAY SA 5211

Update Your Information:

www.investorcentre.com/wpl



Computershare Investor Services Pty Limited
GPO Box 2975 Melbourne
Victoria 3001 Australia



1300 558 507 (within Australia)
+61 3 9415 4632 (outside Australia)



Holder Identification Number (HIN)

HIN WITHHELD

| | |
|-----------------------------|------------------|
| ASX Code | WPL |
| TFN/ABN Status | Quoted |
| Record Date | 25 February 2020 |
| Payment Date | 20 March 2020 |
| Direct Credit Reference No. | 596976 |

DIVIDEND STATEMENT

The statement below represents your final dividend for the full year ended 31 December 2019. This dividend is paid at the rate of 55 US cents (equivalent to 83.131802 Australian cents) per share on your holding of fully paid ordinary shares, registered in your name and eligible as at the record date 25 February 2020.

This dividend is fully franked (100%) at the tax rate of 30%.

| Class Description | Amount per Security | Number of Securities | Franked Amount | Unfranked Amount | Total Payment |
|----------------------------|---------------------|----------------------|----------------|------------------|------------------|
| Ordinary Shares | A\$0.83131802 | 285 | A\$236.93 | A\$0.00 | A\$236.93 |
| Net Payment | | | | | A\$236.93 |
| Australian Franking Credit | | | | | A\$101.54 |

PLEASE CONSIDER RECEIVING ONLINE SHAREHOLDER COMMUNICATIONS

Shareholders who receive online communications enjoy the benefits of quick and convenient communications including notifications of company results. Online communications help reduce the significant costs of paper and postage.

To apply for online statements, or to view or update your security holding details please visit: www.investorcentre.com/wpl. When in Investor Centre, if you wish to view your security holding log in using your SRN/HIN and postcode (if within Australia) or country (if outside Australia). For security purposes, if you wish to update your information you will be required to login as an existing user with your User ID and password or register as a new user and create a User ID and password.

Important Notes:

1. You should retain this statement to assist you in preparing your tax return.
2. If you require a replacement payment for any of your dividend payments, you may be charged a fee to cover the costs to reissue such payments.

YOUR PAYMENT INSTRUCTION

MACQUARIE BANK LTD
BSB: 182-512 Account number: XXXXXX92

Amount Deposited
A\$236.93

If payment cannot be made to the above account, the dividend amount will be withheld pending receipt of your valid direct credit instructions.



057210 047 WPL



JENDEMA PTY LTD
<FRANKE FAMILY SUPER FUND A/C>
76 LAKESIDE CIRCUIT
ENCOUNTER BAY SA 5211

Update Your Information:

www.investorcentre.com/wpl



Computershare Investor Services Pty Limited
GPO Box 2975 Melbourne
Victoria 3001 Australia



1300 558 507 (within Australia)
+61 3 9415 4632 (outside Australia)



Holder Identification Number (HIN)

HIN WITHHELD

| | |
|-----------------------------|-------------------|
| ASX Code | WPL |
| TFN/ABN Status | Quoted |
| Record Date | 27 August 2019 |
| Payment Date | 20 September 2019 |
| Direct Credit Reference No. | 596260 |

DIVIDEND STATEMENT

The statement below represents your interim dividend for the half year ended 30 June 2019. This dividend is paid at the rate of 36 US cents (equivalent to 53.238687 Australian cents) per share on your holding of fully paid ordinary shares, registered in your name and eligible as at the record date 27 August 2019.

This dividend is fully franked (100%) at the tax rate of 30%.

| Class Description | Amount per Security | Number of Securities | Franked Amount | Unfranked Amount | Total Payment |
|----------------------------|---------------------|----------------------|----------------|------------------|------------------|
| Ordinary Shares | A\$0.53238687 | 285 | A\$151.73 | A\$0.00 | A\$151.73 |
| Net Payment | | | | | A\$151.73 |
| Australian Franking Credit | | | | | A\$65.03 |

PLEASE CONSIDER RECEIVING ONLINE SHAREHOLDER COMMUNICATIONS

Shareholders who receive online communications enjoy the benefits of quick and convenient communications including notifications of company results. Online communications help reduce the significant costs of paper and postage.

To apply for online statements, or to view or update your security holding details please visit: www.investorcentre.com/wpl. When in Investor Centre, if you wish to view your security holding log in using your SRN/HIN and postcode (if within Australia) or country (if outside Australia). For security purposes, if you wish to update your information you will be required to login as an existing user with your User ID and password or register as a new user and create a User ID and password.

Important Notes:

1. You should retain this statement to assist you in preparing your tax return.
2. If you require a replacement payment for any of your dividend payments, you may be charged a fee to cover the costs to reissue such payments.

YOUR PAYMENT INSTRUCTION

MACQUARIE BANK LTD
BSB: 182-512 Account number: XXXXXX92

Amount Deposited
A\$151.73

If payment cannot be made to the above account, the dividend amount will be withheld pending receipt of your valid direct credit instructions.

24200 - Contributions

2020 Financial Year

Preparer Kelly Fu

Reviewer Kelly Fu

Status Completed

| Account Code | Description | CY Balance | LY Balance | Change |
|--------------|--|-------------------|-------------------|----------|
| FRADEA00002A | (Contributions) Franke, Dean - Accumulation (Accumulation) | (\$13,749.99) | (\$18,351.23) | (25.07)% |
| FRAJEN00001A | (Contributions) Franke, Jennifer - Accumulation (Accumulation) | | (\$5,000.00) | 100% |
| TOTAL | | CY Balance | LY Balance | |
| | | (\$13,749.99) | (\$23,351.23) | |

Supporting Documents

- Contributions Breakdown Report [Report](#)
- 24200 - Dean Franke SGC.pdf

Standard Checklist

- Attach copies of S290-170 notices (if necessary)
- Attach copy of Contributions Breakdown Report
- Attach SuperStream Contribution Data Report
- Check Fund is registered for SuperStream (if necessary)
- Ensure all Contributions have been allocated from Bank Accounts
- Ensure Work Test is satisfied if members are over 65

Franke Family Superfund

Contributions Breakdown Report

For The Period 01 July 2019 - 30 June 2020

Summary

| Member | D.O.B | Age (at 30/06/2019) | Total Super Balance (at 30/06/2019) *1 | Concessional | Non-Concessional | Other | Reserves | Total |
|--------------------|------------|------------------------|---|------------------|------------------|-------------|-------------|------------------|
| Franke, Dean | 06/03/1960 | 59 | 139,118.58 | 13,749.99 | 0.00 | 0.00 | 0.00 | 13,749.99 |
| Franke, Jennifer | 05/10/1964 | 54 | 49,841.86 | 0.00 | 0.00 | 0.00 | 0.00 | 0.00 |
| Franke, Matthew | 13/01/1995 | 24 | 0.00 | 0.00 | 0.00 | 0.00 | 0.00 | 0.00 |
| All Members | | | | 13,749.99 | 0.00 | 0.00 | 0.00 | 13,749.99 |

*1 Total Super Balance is per individual across funds within a firm.

Contribution Caps

| Member | Contribution Type | Contributions | Cap | Current Position |
|------------------|--|---------------|------------|----------------------|
| Franke, Dean | Concessional (5 year carry forward cap available) | 13,749.99 | 31,648.77 | 17,898.78 Below Cap |
| | Non-Concessional | 0.00 | 100,000.00 | 100,000.00 Below Cap |
| Franke, Jennifer | Concessional (5 year carry forward cap available) | 0.00 | 45,000.00 | 45,000.00 Below Cap |
| | Non-Concessional | 0.00 | 100,000.00 | 100,000.00 Below Cap |
| Franke, Matthew | Concessional (5 year carry forward cap available) | 0.00 | 50,000.00 | 50,000.00 Below Cap |
| | Non-Concessional | 0.00 | 100,000.00 | 100,000.00 Below Cap |

Carry Forward Unused Concessional Contribution Cap

| Member | 2015 | 2016 | 2017 | 2018 | 2019 | 2020 | Current Position |
|--------|------|------|------|------|------|------|------------------|
|--------|------|------|------|------|------|------|------------------|

| Franke, Dean | | | | | | | |
|----------------------------------|-----------|-----------|-----------|------------|------------|------------|---------------------|
| Concessional Contribution Cap | 35,000.00 | 35,000.00 | 35,000.00 | 25,000.00 | 25,000.00 | 25,000.00 | |
| Concessional Contribution | 11,166.96 | 14,716.19 | 13,166.02 | 22,937.88 | 18,351.23 | 13,749.99 | |
| Unused Concessional Contribution | 0.00 | 0.00 | 0.00 | 0.00 | 6,648.77 | 11,250.01 | |
| Cumulative Carry Forward Unused | N/A | N/A | N/A | N/A | 0.00 | 6,648.77 | |
| Maximum Cap Available | 35,000.00 | 35,000.00 | 35,000.00 | 25,000.00 | 25,000.00 | 31,648.77 | 17,898.78 Below Cap |
| Total Super Balance | 0.00 | 0.00 | 0.00 | 136,108.33 | 135,782.20 | 139,118.58 | |
| Franke, Jennifer | | | | | | | |
| Concessional Contribution Cap | 35,000.00 | 35,000.00 | 35,000.00 | 25,000.00 | 25,000.00 | 25,000.00 | |
| Concessional Contribution | 0.00 | 0.00 | 1,986.94 | 5,919.50 | 5,000.00 | 0.00 | |
| Unused Concessional Contribution | 0.00 | 0.00 | 0.00 | 0.00 | 20,000.00 | 25,000.00 | |
| Cumulative Carry Forward Unused | N/A | N/A | N/A | N/A | 0.00 | 20,000.00 | |
| Maximum Cap Available | 35,000.00 | 35,000.00 | 35,000.00 | 25,000.00 | 25,000.00 | 45,000.00 | 45,000.00 Below Cap |
| Total Super Balance | 0.00 | 0.00 | 0.00 | 42,404.51 | 46,186.61 | 49,841.86 | |
| Franke, Matthew | | | | | | | |
| Concessional Contribution Cap | N/A | 30,000.00 | 30,000.00 | 25,000.00 | 25,000.00 | 25,000.00 | |
| Concessional Contribution | N/A | 0.00 | 0.00 | 0.00 | 0.00 | 0.00 | |
| Unused Concessional Contribution | N/A | 0.00 | 0.00 | 0.00 | 25,000.00 | 25,000.00 | |
| Cumulative Carry Forward Unused | N/A | N/A | N/A | N/A | 0.00 | 25,000.00 | |
| Maximum Cap Available | N/A | 30,000.00 | 30,000.00 | 25,000.00 | 25,000.00 | 50,000.00 | 50,000.00 Below Cap |
| Total Super Balance | N/A | 0.00 | 0.00 | 0.00 | 0.00 | 0.00 | |

NCC Bring Forward Caps

| Member | Bring Forward Cap | 2017 | 2018 | 2019 | 2020 | Total | Current Position |
|------------------|-------------------|------|------|------|------|-------|-----------------------------|
| Franke, Dean | N/A | 0.00 | 0.00 | 0.00 | 0.00 | N/A | Bring Forward Not Triggered |
| Franke, Jennifer | N/A | 0.00 | 0.00 | 0.00 | 0.00 | N/A | Bring Forward Not Triggered |
| Franke, Matthew | N/A | 0.00 | 0.00 | 0.00 | 0.00 | N/A | Bring Forward Not Triggered |

Franke, Dean

| Date | Transaction Description | Ledger Data | | | | | SuperStream Data | | | | |
|------|-------------------------|-------------------|--------------|----------------|-------|----------|------------------|----------|--------------|-------------|-------|
| | | Contribution Type | Concessional | Non-Concession | Other | Reserves | Contribution | Employer | Concessional | Non-Concess | Other |

| | | | |
|------------|---|----------|----------|
| 06/08/2019 | QUICKSUPER QUICKSPR2491159 885 50 | Employer | 1,322.12 |
| 03/09/2019 | QUICKSUPER QUICKSPR2511205 500 50 | Employer | 1,057.69 |
| 03/10/2019 | QUICKSUPER QUICKSPR2533428 630 50 | Employer | 1,057.69 |
| 05/11/2019 | QUICKSUPER QUICKSPR2558046 959 50 | Employer | 1,322.12 |
| 04/12/2019 | QUICKSUPER QUICKSPR2581435 008 50 | Employer | 1,057.69 |
| 23/12/2019 | QUICKSUPER QUICKSPR2595764 968 50 | Employer | 1,322.10 |
| 04/02/2020 | QUICKSUPER QUICKSPR2626192 428 50 | Employer | 1,057.70 |
| 03/03/2020 | QUICKSUPER QUICKSPR2648354 392 50 | Employer | 1,057.69 |
| 03/04/2020 | QUICKSUPER QUICKSPR2670616 531 50 | Employer | 1,057.69 |
| 04/05/2020 | QUICKSUPER QUICKSPR2687533 574 50 | Employer | 1,322.12 |
| 28/05/2020 | QUICKSUPER QUICKSPR2702283 007 50 | Employer | 1,057.69 |
| 25/06/2020 | QUICKSUPER QUICKSPR2720455 574 50 | Employer | 1,057.69 |

Total - Franke, Dean

13,749.99 0.00 0.00 0.00

0.00 0.00 0.00

Total for all members

13,749.99 0.00 0.00 0.00



Income statements

| | |
|----------------------------|---|
| Status | Tax ready |
| Employee number | 0112 |
| Financial year | 2019-20 |
| Employer | ACE PANEL SYSTEMS PTY LTD |
| Branch | 001 |
| Employer ABN/Branch | 61 007 926 758 / 001 |
| BMS ID | MYOB-ARL-CC17F677-5C54-42BA-AE3E-6509AAD2D338 |
| Period | 01/07/2019 - 30/06/2020 |
| Reported Date | 30/06/2020 |

Income

Gross payments - individual \$123,125.29

Tax withheld or foreign tax paid

PAYG withholding - individual \$35,568.00

Lump sum amounts

Lump sum payment A \$0.00

Lump sum payment B \$0.00

Lump sum payment D \$0.00

Lump sum payment E \$0.00

Allowances

Total \$0.00

Deductions

Total \$0.00

Employer reported super

Employer superannuation contribution liability \$11,875.01



Where your client has an entitlement to super contributions the employer must pay super into your client's fund at least quarterly. Advise your client to check their super fund for payments made by the employer.

Other amounts

Reportable employer super contributions \$1,874.98

Community Development Employment Projects payments \$0.00

Reportable fringe benefits - total \$0.00

24700 - Changes in Market Values of Investments

2020 Financial Year

Preparer Kelly Fu

Reviewer Kelly Fu

Status Completed

| Account Code | Description | CY Balance | LY Balance | Change |
|--------------|---|-------------------|-------------------|---------|
| 24700 | Changes in Market Values of Investments | \$19,630.21 | \$3,539.15 | 454.66% |
| TOTAL | | CY Balance | LY Balance | |
| | | \$19,630.21 | \$3,539.15 | |

Supporting Documents

- Realised Capital Gain Report [Report](#)
- Net Capital Gains Reconciliation [Report](#)
- Market Movement [Report](#)
- 24700 - Share purchases and sales 2020.pdf

Standard Checklist

- Attach copies of Source Documentation (Contract Notes, Broker Statements, Chess Statements, Contracts of Sale, Managed Fund Statements etc)
- Attach copy of Market Movement report
- Attach copy of Net Capital Gains Reconciliation
- Attach copy of Realised Capital Gain Report
- Ensure all Asset Disposals have been entered
- Ensure all Market Values have been entered for June 30
- Ensure all Tax Deferred Distributions have been entered

Franke Family Superfund

Market Movement Report

As at 30 June 2020

| Investment | Date | Description | Unrealised | | | | Realised | | | Total |
|------------------------------------|-------------------|-----------------|-------------------|--------------------------|--------------------|--------------|------------------|------------------|----------------------|-----------------|
| | | | Units | Accounting Cost Movement | Market Movement | Depreciation | Balance | Consideration | Accounting Cost Base | |
| 88 Energy Limited | | | | | | | | | | |
| | 01/07/2019 | Opening Balance | 164,835.00 | 0.00 | 0.00 | 0.00 | 2,802.20 | 0.00 | 0.00 | 0.00 |
| | 30/06/2020 | Revaluation | 0.00 | 0.00 | (1,978.02) | 0.00 | 824.18 | 0.00 | 0.00 | 0.00 |
| | 30/06/2020 | | 164,835.00 | 0.00 | (1,978.02) | 0.00 | 824.18 | 0.00 | 0.00 | 0.00 |
| Altium Limited | | | | | | | | | | |
| | 18/03/2020 | Purchase | 584.00 | 14,952.16 | 0.00 | 0.00 | 14,952.16 | 0.00 | 0.00 | 0.00 |
| | 21/04/2020 | Disposal | (584.00) | (14,952.16) | 0.00 | 0.00 | 0.00 | 18,773.84 | 14,952.16 | 3,821.68 |
| | 30/06/2020 | | 0.00 | 0.00 | 0.00 | 0.00 | 0.00 | 18,773.84 | 14,952.16 | 3,821.68 |
| Appen Limited | | | | | | | | | | |
| | 18/03/2020 | Purchase | 825.00 | 14,965.50 | 0.00 | 0.00 | 14,965.50 | 0.00 | 0.00 | 0.00 |
| | 21/04/2020 | Disposal | (825.00) | (14,965.50) | 0.00 | 0.00 | 0.00 | 20,237.37 | 14,965.50 | 5,271.87 |
| | 30/06/2020 | | 0.00 | 0.00 | 0.00 | 0.00 | 0.00 | 20,237.37 | 14,965.50 | 5,271.87 |
| BHP Group Limited | | | | | | | | | | |
| | 01/07/2019 | Opening Balance | 400.00 | 0.00 | 0.00 | 0.00 | 16,464.00 | 0.00 | 0.00 | 0.00 |
| | 05/07/2019 | Disposal | (400.00) | (13,621.00) | 0.00 | 0.00 | 2,843.00 | 16,798.00 | 13,621.00 | 3,177.00 |
| | 05/07/2019 | Writeback | 0.00 | 0.00 | (2,843.00) | 0.00 | 0.00 | 0.00 | 0.00 | 0.00 |
| | 18/03/2020 | Purchase | 580.00 | 14,977.80 | 0.00 | 0.00 | 14,977.80 | 0.00 | 0.00 | 0.00 |
| | 21/04/2020 | Disposal | (580.00) | (14,977.80) | 0.00 | 0.00 | 0.00 | 18,140.20 | 14,977.80 | 3,162.40 |
| | 30/06/2020 | | 0.00 | (13,621.00) | (2,843.00) | 0.00 | 0.00 | 34,938.20 | 28,598.80 | 6,339.40 |
| Beston Global Food Company Limited | | | | | | | | | | |
| | 01/07/2019 | Opening Balance | 43,365.00 | 0.00 | 0.00 | 0.00 | 5,203.80 | 0.00 | 0.00 | 0.00 |
| | 30/06/2020 | Revaluation | 0.00 | 0.00 | (1,517.77) | 0.00 | 3,686.03 | 0.00 | 0.00 | 0.00 |
| | 30/06/2020 | | 43,365.00 | 0.00 | (1,517.77) | 0.00 | 3,686.03 | 0.00 | 0.00 | 0.00 |
| Byron Energy Limited | | | | | | | | | | |
| | 01/07/2019 | Opening Balance | 75,000.00 | 0.00 | 0.00 | 0.00 | 21,750.00 | 0.00 | 0.00 | 0.00 |
| | 30/06/2020 | Revaluation | 0.00 | 0.00 | (11,250.00) | 0.00 | 10,500.00 | 0.00 | 0.00 | 0.00 |
| | 30/06/2020 | | 75,000.00 | 0.00 | (11,250.00) | 0.00 | 10,500.00 | 0.00 | 0.00 | 0.00 |
| Cann Group Limited | | | | | | | | | | |
| | 12/07/2019 | Purchase | 2,412.00 | 4,998.54 | 0.00 | 0.00 | 4,998.54 | 0.00 | 0.00 | 0.00 |
| | 13/08/2019 | Purchase | 2,442.00 | 4,944.80 | 0.00 | 0.00 | 9,943.34 | 0.00 | 0.00 | 0.00 |
| | 30/06/2020 | Revaluation | 0.00 | 0.00 | (6,108.68) | 0.00 | 3,834.66 | 0.00 | 0.00 | 0.00 |
| | 30/06/2020 | | 4,854.00 | 9,943.34 | (6,108.68) | 0.00 | 3,834.66 | 0.00 | 0.00 | 0.00 |

Franke Family Superfund

Market Movement Report

As at 30 June 2020

| Investment | Date | Description | Unrealised | | | | Realised | | | Total |
|---------------------------------|-------------------|-----------------|-------------------|--------------------------|-------------------|--------------|------------------|------------------|----------------------|-----------------|
| | | | Units | Accounting Cost Movement | Market Movement | Depreciation | Balance | Consideration | Accounting Cost Base | |
| Coca-cola Amatil Limited | | | | | | | | | | |
| | 01/07/2019 | Opening Balance | 1,000.00 | 0.00 | 0.00 | 0.00 | 10,220.00 | 0.00 | 0.00 | 0.00 |
| | 30/06/2020 | Revaluation | 0.00 | 0.00 | (1,560.00) | 0.00 | 8,660.00 | 0.00 | 0.00 | 0.00 |
| | 30/06/2020 | | 1,000.00 | 0.00 | (1,560.00) | 0.00 | 8,660.00 | 0.00 | 0.00 | 0.00 |
| Healius Limited | | | | | | | | | | |
| | 01/07/2019 | Opening Balance | 3,020.00 | 0.00 | 0.00 | 0.00 | 9,120.40 | 0.00 | 0.00 | 0.00 |
| | 30/06/2020 | Revaluation | 0.00 | 0.00 | 90.60 | 0.00 | 9,211.00 | 0.00 | 0.00 | 0.00 |
| | 30/06/2020 | | 3,020.00 | 0.00 | 90.60 | 0.00 | 9,211.00 | 0.00 | 0.00 | 0.00 |
| National Australia Bank Limited | | | | | | | | | | |
| | 01/07/2019 | Opening Balance | 420.00 | 0.00 | 0.00 | 0.00 | 11,222.40 | 0.00 | 0.00 | 0.00 |
| | 19/05/2020 | Purchase | 176.00 | 2,490.40 | 0.00 | 0.00 | 13,712.80 | 0.00 | 0.00 | 0.00 |
| | 30/06/2020 | Revaluation | 0.00 | 0.00 | (2,853.68) | 0.00 | 10,859.12 | 0.00 | 0.00 | 0.00 |
| | 30/06/2020 | | 596.00 | 2,490.40 | (2,853.68) | 0.00 | 10,859.12 | 0.00 | 0.00 | 0.00 |
| Otto Energy Limited | | | | | | | | | | |
| | 01/07/2019 | Opening Balance | 100,000.00 | 0.00 | 0.00 | 0.00 | 5,400.00 | 0.00 | 0.00 | 0.00 |
| | 30/06/2020 | Revaluation | 0.00 | 0.00 | (4,700.00) | 0.00 | 700.00 | 0.00 | 0.00 | 0.00 |
| | 30/06/2020 | | 100,000.00 | 0.00 | (4,700.00) | 0.00 | 700.00 | 0.00 | 0.00 | 0.00 |
| Qube Holdings Limited | | | | | | | | | | |
| | 01/07/2019 | Opening Balance | 6,280.00 | 0.00 | 0.00 | 0.00 | 19,091.20 | 0.00 | 0.00 | 0.00 |
| | 05/07/2019 | Disposal | (6,280.00) | (14,007.60) | 0.00 | 0.00 | 5,083.60 | 18,962.40 | 14,007.60 | 4,954.80 |
| | 05/07/2019 | Writeback | 0.00 | 0.00 | (5,083.60) | 0.00 | 0.00 | 0.00 | 0.00 | 0.00 |
| | 30/06/2020 | | 0.00 | (14,007.60) | (5,083.60) | 0.00 | 0.00 | 18,962.40 | 14,007.60 | 4,954.80 |
| Regis Resources Limited | | | | | | | | | | |
| | 18/03/2020 | Purchase | 3,322.00 | 9,998.78 | 0.00 | 0.00 | 9,998.78 | 0.00 | 0.00 | 0.00 |
| | 21/04/2020 | Disposal | (3,322.00) | (9,998.78) | 0.00 | 0.00 | 0.00 | 13,554.20 | 9,998.78 | 3,555.42 |
| | 30/06/2020 | | 0.00 | 0.00 | 0.00 | 0.00 | 0.00 | 13,554.20 | 9,998.78 | 3,555.42 |
| Santos Limited | | | | | | | | | | |
| | 01/07/2019 | Opening Balance | 2,100.00 | 0.00 | 0.00 | 0.00 | 14,868.00 | 0.00 | 0.00 | 0.00 |
| | 30/06/2020 | Revaluation | 0.00 | 0.00 | (3,738.00) | 0.00 | 11,130.00 | 0.00 | 0.00 | 0.00 |
| | 30/06/2020 | | 2,100.00 | 0.00 | (3,738.00) | 0.00 | 11,130.00 | 0.00 | 0.00 | 0.00 |

Franke Family Superfund
Market Movement Report

As at 30 June 2020

| Investment | Date | Description | Unrealised | | | | Realised | | | Total |
|-------------------------------|-------------------|-----------------|---------------|--------------------------|--------------------|--------------|-----------------|------------------|----------------------|--------------------|
| | | | Units | Accounting Cost Movement | Market Movement | Depreciation | Balance | Consideration | Accounting Cost Base | |
| Treasury Wine Estates Limited | | | | | | | | | | |
| | 18/03/2020 | Purchase | 1,651.00 | 14,959.79 | 0.00 | 0.00 | 14,959.79 | 0.00 | 0.00 | 0.00 |
| | 21/04/2020 | Disposal | (1,651.00) | (14,959.79) | 0.00 | 0.00 | 0.00 | 17,120.91 | 14,959.79 | 2,161.12 |
| | 30/06/2020 | | 0.00 | 0.00 | 0.00 | 0.00 | 0.00 | 17,120.91 | 14,959.79 | 2,161.12 |
| Woodside Petroleum Ltd | | | | | | | | | | |
| | 01/07/2019 | Opening Balance | 285.00 | 0.00 | 0.00 | 0.00 | 10,362.60 | 0.00 | 0.00 | 0.00 |
| | 30/06/2020 | Revaluation | 0.00 | 0.00 | (4,192.35) | 0.00 | 6,170.25 | 0.00 | 0.00 | 0.00 |
| | 30/06/2020 | | 285.00 | 0.00 | (4,192.35) | 0.00 | 6,170.25 | 0.00 | 0.00 | 0.00 |
| Total Market Movement | | | | | (45,734.50) | | | | | 26,104.29 |
| | | | | | | | | | | (19,630.21) |

Franke Family Superfund

Capital Gains Reconciliation Report

For the period: 01 July 2019 to 30 June 2020

| | Total | Discounted | Indexed | Other | Notional |
|--|------------------|-----------------|-------------|------------------|-------------|
| Losses available to offset | | | | | |
| Carried forward from prior losses | 10,160.31 | | | | |
| Carried forward from prior losses - Collectables | 0.00 | | | | |
| Current year capital losses | 0.00 | | | | |
| Current year capital losses - Collectables | 0.00 | | | | |
| Total Losses Available | 10,160.31 | | | | |
| Total Losses Available - Collectables | 0.00 | | | | |
| Capital Gains | | | | | |
| Capital gains from disposal of assets | 26,104.29 | 8,131.80 | 0.00 | 17,972.49 | 0.00 |
| Capital gains from disposal of assets - Collectables | 0.00 | 0.00 | 0.00 | 0.00 | 0.00 |
| Capital gains from trust distributions | 0.00 | 0.00 | 0.00 | 0.00 | 0.00 |
| Capital Gains Before Losses applied | 26,104.29 | 8,131.80 | 0.00 | 17,972.49 | 0.00 |
| Losses and discount applied | | | | | |
| Losses applied | 10,160.31 | 0.00 | 0.00 | 10,160.31 | 0.00 |
| Losses applied - Collectables | 0.00 | 0.00 | 0.00 | 0.00 | 0.00 |
| Capital gains after losses applied | 15,943.98 | 8,131.80 | 0.00 | 7,812.18 | 0.00 |
| Capital gains after losses applied - Collectables | 0.00 | 0.00 | 0.00 | 0.00 | 0.00 |
| CGT Discount applied | 2,710.60 | | | | |
| CGT Discount applied - Collectables | 0.00 | | | | |

Franke Family Superfund

Capital Gains Reconciliation Report

For the period: 01 July 2019 to 30 June 2020

| | Total | Discounted | Indexed | Other | Notional |
|---|------------------|-------------------|----------------|--------------|-----------------|
| Net Capital Gain | | | | | |
| Net capital gain | 13,233.38 | | | | |
| Net capital gain - Collectables | 0.00 | | | | |
| Total Net Capital Gain (11A) | 13,233.38 | | | | |
| Net Capital Losses Carried Forward to later income | | | | | |
| Net Capital Losses Carried Forward to later income years | 0.00 | | | | |
| Net Capital Losses Carried Forward to later income years - Collectables | 0.00 | | | | |
| Total Net Capital Losses Carried Forward to later income years (14V) | 0.00 | | | | |

Note

Refer to Realised Gains Report for details of Disposals at a Security level

Refer to Distribution Reconciliation Report for Trust Distribution details at a Security level

Franke Family Superfund

Realised Capital Gains Report

For The Period 01 July 2019 - 30 June 2020

| Investment | | Accounting Treatment | | | | Tax Treatment | | | | | | |
|--|------------------------|----------------------|------------------|------------------|--------------------------|--------------------|-------------------|-------------------|---------------|--------------------------|-----------------|--------------|
| Purchase Contract Date | Disposal Contract Date | Units | Cost | Proceeds | Accounting Profit/(Loss) | Adjusted Cost Base | Reduced Cost Base | Indexed Cost Base | Indexed Gains | Discounted Gains (Gross) | Other Gains | Capital Loss |
| Shares in Listed Companies (Australian) | | | | | | | | | | | | |
| Altium Limited | | | | | | | | | | | | |
| 18/03/2020 | 21/04/2020 | 584.00 | 14,952.16 | 18,773.84 | 3,821.68 | 14,952.16 | 14,952.16 | 0.00 | 0.00 | 0.00 | 3,821.68 | 0.00 |
| | | 584.00 | 14,952.16 | 18,773.84 | 3,821.68 | 14,952.16 | 14,952.16 | 0.00 | 0.00 | 0.00 | 3,821.68 | 0.00 |
| Appen Limited | | | | | | | | | | | | |
| 18/03/2020 | 21/04/2020 | 825.00 | 14,965.50 | 20,237.37 | 5,271.87 | 14,965.50 | 14,965.50 | 0.00 | 0.00 | 0.00 | 5,271.87 | 0.00 |
| | | 825.00 | 14,965.50 | 20,237.37 | 5,271.87 | 14,965.50 | 14,965.50 | 0.00 | 0.00 | 0.00 | 5,271.87 | 0.00 |
| BHP Group Limited | | | | | | | | | | | | |
| 01/07/2011 | 05/07/2019 | 400.00 | 13,621.00 | 16,798.00 | 3,177.00 | 13,621.00 | 13,621.00 | 0.00 | 0.00 | 3,177.00 | 0.00 | 0.00 |
| 18/03/2020 | 21/04/2020 | 580.00 | 14,977.80 | 18,140.20 | 3,162.40 | 14,977.80 | 14,977.80 | 0.00 | 0.00 | 0.00 | 3,162.40 | 0.00 |
| | | 980.00 | 28,598.80 | 34,938.20 | 6,339.40 | 28,598.80 | 28,598.80 | 0.00 | 0.00 | 3,177.00 | 3,162.40 | 0.00 |
| Qube Holdings Limited | | | | | | | | | | | | |
| 04/07/2016 | 05/07/2019 | 6,280.00 | 14,007.60 | 18,962.40 | 4,954.80 | 14,007.60 | 14,007.60 | 0.00 | 0.00 | 4,954.80 | 0.00 | 0.00 |
| | | 6,280.00 | 14,007.60 | 18,962.40 | 4,954.80 | 14,007.60 | 14,007.60 | 0.00 | 0.00 | 4,954.80 | 0.00 | 0.00 |
| Regis Resources Limited | | | | | | | | | | | | |
| 18/03/2020 | 21/04/2020 | 3,322.00 | 9,998.78 | 13,554.20 | 3,555.42 | 9,998.78 | 9,998.78 | 0.00 | 0.00 | 0.00 | 3,555.42 | 0.00 |
| | | 3,322.00 | 9,998.78 | 13,554.20 | 3,555.42 | 9,998.78 | 9,998.78 | 0.00 | 0.00 | 0.00 | 3,555.42 | 0.00 |
| Treasury Wine Estates Limited | | | | | | | | | | | | |
| 18/03/2020 | 21/04/2020 | 1,651.00 | 14,959.79 | 17,120.91 | 2,161.12 | 14,959.79 | 14,959.79 | 0.00 | 0.00 | 0.00 | 2,161.12 | 0.00 |
| | | 1,651.00 | 14,959.79 | 17,120.91 | 2,161.12 | 14,959.79 | 14,959.79 | 0.00 | 0.00 | 0.00 | 2,161.12 | 0.00 |

Franke Family Superfund

Realised Capital Gains Report

For The Period 01 July 2019 - 30 June 2020

| Investment | | Accounting Treatment | | | | Tax Treatment | | | | | | |
|--|------------------------|----------------------|-----------|------------|--------------------------|--------------------|-------------------|-------------------|---------------|--------------------------|-------------|--------------|
| Purchase Contract Date | Disposal Contract Date | Units | Cost | Proceeds | Accounting Profit/(Loss) | Adjusted Cost Base | Reduced Cost Base | Indexed Cost Base | Indexed Gains | Discounted Gains (Gross) | Other Gains | Capital Loss |
| Shares in Listed Companies (Australian) | | | | | | | | | | | | |
| | | 13,642.00 | 97,482.63 | 123,586.92 | 26,104.29 | 97,482.63 | 97,482.63 | 0.00 | 0.00 | 8,131.80 | 17,972.49 | 0.00 |
| | | 13,642.00 | 97,482.63 | 123,586.92 | 26,104.29 | 97,482.63 | 97,482.63 | 0.00 | 0.00 | 8,131.80 | 17,972.49 | 0.00 |

Purchases and Sales

Portfolio: Franke Family Super Fund
From 01 Jul 2019 Through 30 Jun 2020

| Trade Date | Quantity | Security | Unit Price | Consideration | Commission & Brokerage | GST | |
|------------------|----------|---------------------------------------|------------|----------------------------|------------------------|-----------------|----------------|
| Purchases | | | | | | | |
| 16 Mar 2020 | 584.00 | Altium Limited (ALU) | \$25.49 | \$14,952.16 | \$60.00 | \$6.00 | |
| 16 Mar 2020 | 825.00 | Appen Limited (APX) | \$18.06 | \$14,965.50 | \$60.00 | \$6.00 | |
| 16 Mar 2020 | 580.00 | BHP Group Limited (BHP) | \$25.71 | \$14,977.80 | \$60.00 | \$6.00 | |
| 10 Jul 2019 | 2,412.00 | Cann Group Limited (CAN) | \$2.05 | \$4,998.54 | \$60.00 | \$6.00 | |
| 9 Aug 2019 | 2,442.00 | Cann Group Limited (CAN) | \$2.00 | \$4,944.80 | \$60.00 | \$6.00 | |
| 2 Jun 2020 | 176.00 | National Australia Bank Limited (NAB) | \$14.15 | \$2,490.40 | \$0.00 | \$0.00 | |
| 16 Mar 2020 | 3,322.00 | Regis Resources Limited (RRL) | \$2.99 | \$9,998.78 | \$60.00 | \$6.00 | |
| 16 Mar 2020 | 1,651.00 | Treasury Wine Estates Limited (TWE) | \$9.02 | \$14,959.79 | \$60.00 | \$6.00 | |
| | | | | Total for Purchases | \$82,287.77 | \$420.00 | \$42.00 |
| Trade Date | Quantity | Security | Unit Price | Consideration | Commission & Brokerage | GST | |
| Sales | | | | | | | |
| 17 Apr 2020 | 584.00 | Altium Limited (ALU) | \$32.26 | \$18,773.84 | \$60.00 | \$6.00 | |
| 17 Apr 2020 | 825.00 | Appen Limited (APX) | \$24.61 | \$20,237.37 | \$60.00 | \$6.00 | |
| 3 Jul 2019 | 400.00 | BHP Group Limited (BHP) | \$42.16 | \$16,798.00 | \$60.00 | \$6.00 | |
| 17 Apr 2020 | 580.00 | BHP Group Limited (BHP) | \$31.39 | \$18,140.20 | \$60.00 | \$6.00 | |
| 3 Jul 2019 | 6,280.00 | Qube Holdings Limited (QUB) | \$3.03 | \$18,962.40 | \$60.00 | \$6.00 | |
| 17 Apr 2020 | 3,322.00 | Regis Resources Limited (RRL) | \$4.10 | \$13,554.20 | \$60.00 | \$6.00 | |
| 17 Apr 2020 | 1,651.00 | Treasury Wine Estates Limited (TWE) | \$10.41 | \$17,120.91 | \$60.00 | \$6.00 | |
| | | | | Total for Sales | \$123,586.92 | \$420.00 | \$42.00 |

This information is current as at date of preparation. Please note that while every reasonable effort has been made to ensure that the unit prices displayed are correct, they may vary as they are obtained from underlying investment managers. As such, we do not accept liability for the accuracy of the information provided by third parties. To the extent permissible by law, whilst we have taken all reasonable care in producing this information, we make no warranties in relation to the accuracy or completeness of this information. We believe the taxation, legal and other matters pertaining to this information are correct as at the date of this document. However you should note that taxation, legal and other matters may change from time to time. You should be aware that past performance is not a reliable indicator of future performance. You should also note that this information has been prepared solely for your personal use and it cannot be relied upon by other persons or third parties. To the extent permissible by law, LDB Financial Group Pty Ltd, its directors, officers and staff, excludes all liability for any loss or damage whether direct, indirect or consequential, arising in any way out of the use of or in relation to the information contained in this document or results obtained from the use of it.

25000 - Interest Received

2020 Financial Year

Preparer Kelly Fu

Reviewer Kelly Fu

Status Completed

| Account Code | Description | CY Balance | LY Balance | Change |
|--------------|---------------|-------------------|-------------------|----------|
| MBL961568292 | Macquarie CMA | (\$358.09) | (\$499.28) | (28.28)% |
| TOTAL | | CY Balance | LY Balance | |
| | | (\$358.09) | (\$499.28) | |

Supporting Documents

- Interest Reconciliation Report [Report](#)

Standard Checklist

- Attach Interest Reconciliation Report
- Ensure all interest has been recorded from Bank Statements
- Review Statements to ensure all TFN withheld has been input

Notes

Kelly Fu

Note
Refer to A/C 60400 Macquarie bank statements.

17/11/2020 10:20

Franke Family Superfund

Interest Reconciliation Report

For The Period 01 July 2019 - 30 June 2020

| Date | Payment Amount | Gross Interest | TFN Withheld | Foreign Income | Foreign Credits |
|----------------------------|----------------|----------------|--------------|----------------|-----------------|
| Bank Accounts | | | | | |
| MBL961568292 Macquarie CMA | | | | | |
| 31/07/2019 | 55.66 | 55.66 | | | |
| 30/08/2019 | 54.87 | 54.87 | | | |
| 30/09/2019 | 50.79 | 50.79 | | | |
| 31/10/2019 | 38.50 | 38.50 | | | |
| 29/11/2019 | 35.49 | 35.49 | | | |
| 31/12/2019 | 36.55 | 36.55 | | | |
| 31/01/2020 | 34.62 | 34.62 | | | |
| 28/02/2020 | 30.28 | 30.28 | | | |
| 31/03/2020 | 12.54 | 12.54 | | | |
| 30/04/2020 | 1.51 | 1.51 | | | |
| 29/05/2020 | 3.53 | 3.53 | | | |
| 30/06/2020 | 3.75 | 3.75 | | | |
| | 358.09 | 358.09 | | | |
| | 358.09 | 358.09 | | | |
| TOTAL | 358.09 | 358.09 | | | |

Tax Return Reconciliation

| | Totals | Tax Return Label |
|----------------|--------|------------------|
| Gross Interest | 358.09 | 11C |

26500 - Other Investment Income

2020 Financial Year

Preparer Kelly Fu

Reviewer Kelly Fu

Status Completed

| Account Code | Description | CY Balance | LY Balance | Change |
|----------------------|------------------------------|-------------------|-------------------|--------|
| FRANKESF_DUMMYINVEST | Rebate of Advisor Commission | (\$182.22) | (\$108.95) | 67.25% |
| TOTAL | | CY Balance | LY Balance | |
| | | (\$182.22) | (\$108.95) | |

Supporting Documents

○ General Ledger [Report](#)

Standard Checklist

Attach all source documentation

Notes

Kelly Fu

Note

17/11/2020 10:21

Refer to A/C 60400 Macquarie bank statements.

Franke Family Superfund

General Ledger

As at 30 June 2020

| Transaction Date | Description | Units | Debit | Credit | Balance \$ |
|--|---------------------------------|-------|-------|---------------|------------------|
| Other Investment Income (26500) | | | | | |
| <u>Rebate of Advisor Commission (FRANKESF_DUMMYINVEST)</u> | | | | | |
| 02/07/2019 | REBATE OF ADVISER COMMISSION RB | | | 9.76 | 9.76 CR |
| 02/08/2019 | REBATE OF ADVISER COMMISSION RB | | | 18.02 | 27.78 CR |
| 03/09/2019 | REBATE OF ADVISER COMMISSION RB | | | 18.19 | 45.97 CR |
| 02/10/2019 | REBATE OF ADVISER COMMISSION RB | | | 16.92 | 62.89 CR |
| 04/11/2019 | REBATE OF ADVISER COMMISSION RB | | | 17.83 | 80.72 CR |
| 03/12/2019 | REBATE OF ADVISER COMMISSION RB | | | 17.18 | 97.90 CR |
| 03/01/2020 | REBATE OF ADVISER COMMISSION RB | | | 17.66 | 115.56 CR |
| 04/02/2020 | REBATE OF ADVISER COMMISSION RB | | | 16.86 | 132.42 CR |
| 03/03/2020 | REBATE OF ADVISER COMMISSION RB | | | 14.78 | 147.20 CR |
| 02/04/2020 | REBATE OF ADVISER COMMISSION RB | | | 9.54 | 156.74 CR |
| 04/05/2020 | REBATE OF ADVISER COMMISSION RB | | | 7.68 | 164.42 CR |
| 02/06/2020 | REBATE OF ADVISER COMMISSION RB | | | 17.80 | 182.22 CR |
| | | | | 182.22 | 182.22 CR |

Total Debits: 0.00

Total Credits: 182.22

30100 - Accountancy Fees

2020 Financial Year

Preparer Kelly Fu

Reviewer Kelly Fu

Status Completed

| Account Code | Description | CY Balance | LY Balance | Change |
|--------------|------------------|-------------------|-------------------|----------|
| 30100 | Accountancy Fees | \$1,870.00 | \$2,860.00 | (34.62)% |
| TOTAL | | CY Balance | LY Balance | |
| | | \$1,870.00 | \$2,860.00 | |

Supporting Documents

- General Ledger [Report](#)
- 30100 - Accounting fee.pdf

Standard Checklist

- Attach all source documentation
- Ensure all Transactions have been entered

Franke Family Superfund

General Ledger

As at 30 June 2020

| Transaction Date | Description | Units | Debit | Credit | Balance \$ |
|---------------------------------|---|-------|-----------------|--------|--------------------|
| Accountancy Fees (30100) | | | | | |
| <u>Accountancy Fees (30100)</u> | | | | | |
| 21/01/2020 | TRANSACT FUNDS TFR TO PDK FINANCIAL TD | | 1,870.00 | | 1,870.00 DR |
| | | | 1,870.00 | | 1,870.00 DR |

Total Debits: 1,870.00

Total Credits: 0.00

TAX INVOICE

Invoice Date 09 December 2019

Invoice No. 41861

Client Code FRANKESF

Franke Family Super Fund
76 Lakeside Circuit
ENCOUNTER BAY SA 5211

To our Professional Fees and Charges in attending to the following :-

Preparation of Financial Statements and Statutory Minutes for the Franke Family Super Fund for the year ended 30 June 2019.

Preparation and lodgement of Fund Income Tax Return for the Franke Family Super Fund for the year ended 30 June 2019 including schedules as required.

Preparation and lodgement of Australian Securities and Investments Commission Annual Company Statement for Jendema Pty Ltd.

Preparation and Lodgement of Solvency Resolution.

Attendance to Lodgement, Signatures, Photocopying etc.

| | |
|------------------|-------------------|
| Our Fee Total | 1,700.00 |
| Plus: GST | 170.00 |
| TOTAL FEE | \$1,870.00 |

Remittance Advice - Please return with your payment

Payment required within Fourteen (14) Days from date of Invoice

Invoice Due Date - 23 December 2019

Please forward cheques to:
PDK Financial Synergy P/L
PO Box 3685
ADELAIDE SA 5000

Credit Card: Mastercard/Visa (Please circle)

Card No: Expires: ____ / ____

For Direct Deposit:
BSB: 035-000
Account No: 683075

Name on Card: _____

Signature: _____

Client Code: FRANKESF

Invoice No: 41861 Amount Due: \$1,870.00 Amount Paid: \$ _____

Liability limited by a scheme approved under Professional Standards Legislation

30400 - ATO Supervisory Levy

2020 Financial Year

Preparer Kelly Fu

Reviewer Kelly Fu

Status Completed

| Account Code | Description | CY Balance | LY Balance | Change |
|--------------|----------------------|-------------------|-------------------|--------|
| 30400 | ATO Supervisory Levy | \$259.00 | \$259.00 | 0% |
| TOTAL | | CY Balance | LY Balance | |
| | | \$259.00 | \$259.00 | |

Supporting Documents

- General Ledger [Report](#)

Standard Checklist

- Attach all source documentation
- Ensure all Transactions have been entered

Franke Family Superfund

General Ledger

As at 30 June 2020

| Transaction Date | Description | Units | Debit | Credit | Balance \$ |
|-------------------------------------|--------------------------------|-------|---------------|--------|------------------|
| ATO Supervisory Levy (30400) | | | | | |
| <i>ATO Supervisory Levy (30400)</i> | | | | | |
| 21/01/2020 | BPAY TO TAX OFFICE PAYMENTS BP | | 259.00 | | 259.00 DR |
| | | | 259.00 | | 259.00 DR |

Total Debits: 259.00

Total Credits: 0.00

30700 - Auditor's Remuneration

2020 Financial Year

Preparer Kelly Fu

Reviewer Kelly Fu

Status Completed

| Account Code | Description | CY Balance | LY Balance | Change |
|--------------|------------------------|-------------------|-------------------|--------|
| 30700 | Auditor's Remuneration | \$770.00 | \$770.00 | 0% |
| TOTAL | | CY Balance | LY Balance | |
| | | \$770.00 | \$770.00 | |

Supporting Documents

- General Ledger [Report](#)
- 30700 - Auditing fee.pdf

Standard Checklist

- Attach all source documentation
- Ensure all Transactions have been entered

Franke Family Superfund

General Ledger

As at 30 June 2020

| Transaction Date | Description | Units | Debit | Credit | Balance \$ |
|---------------------------------------|---|-------|---------------|--------|------------------|
| Auditor's Remuneration (30700) | | | | | |
| Auditor's Remuneration (30700) | | | | | |
| 21/01/2020 | TRANSACT FUNDS TFR TO PDK FINANCIAL TD | | 770.00 | | 770.00 DR |
| | | | 770.00 | | 770.00 DR |

Total Debits: 770.00

Total Credits: 0.00

TAX INVOICE

Invoice Date 09 December 2019

Invoice No. 41860

Client Code FRANKESF

Franke Family Super Fund
76 Lakeside Circuit
ENCOUNTER BAY SA 5211

To our Professional Fees and Charges in attending to the following :-

Annual audit of the records, financial statements and tax return of the Franke Family Super Fund for the year ended 30 June 2019 as required under SIS Regulations.

Preparation of Audit Report.

Review of statutory minute book documentation for history of fund per requirements under SIS Legislation.

| | |
|------------------|------------------|
| Our Fee Total | 700.00 |
| Plus: GST | 70.00 |
| TOTAL FEE | \$ 770.00 |

Remittance Advice - Please return with your payment

Payment required within Fourteen (14) Days from date of Invoice

Invoice Due Date - 23 December 2019

Please forward cheques to:
PDK Financial Synergy P/L
PO Box 3685
ADELAIDE SA 5000

Credit Card: Mastercard/Visa (Please circle)

Card No:

Expires: ____ / ____

For Direct Deposit:
BSB: 035-000
Account No: 683075

Name on Card: _____

Signature: _____

Client Code: FRANKESF

Invoice No: 41860

Amount Due: \$ 770.00

Amount Paid: \$ _____

Liability limited by a scheme approved under Professional Standards Legislation

30800 - ASIC Fees

2020 Financial Year

Preparer Kelly Fu

Reviewer Kelly Fu

Status Completed

| Account Code | Description | CY Balance | LY Balance | Change |
|--------------|-------------|-------------------|-------------------|--------|
| 30800 | ASIC Fees | \$54.00 | | 100% |
| TOTAL | | CY Balance | LY Balance | |
| | | \$54.00 | | |

Supporting Documents

- General Ledger [Report](#)
- 30800 - ASIC annual review fee.pdf

Standard Checklist

- Attach all source documentation
- Ensure all Transactions have been entered

Franke Family Superfund

General Ledger

As at 30 June 2020

| Transaction Date | Description | Units | Debit | Credit | Balance \$ |
|--------------------------|-----------------|-------|--------------|--------|-----------------|
| ASIC Fees (30800) | | | | | |
| ASIC Fees (30800) | | | | | |
| 06/05/2020 | BPAY TO ASIC BP | | 54.00 | | 54.00 DR |
| | | | 54.00 | | 54.00 DR |

Total Debits: 54.00

Total Credits: 0.00

**ASIC**

Australian Securities & Investments Commission

ABN 86 768 265 615

JENDEMA PTY LTD
 PDK FINANCIAL SYNERGY PTY LTD
 PO BOX 3685 ADELAIDE SA 5000

INVOICE STATEMENT

Issue date 06 Apr 20

JENDEMA PTY LTD

ACN 150 297 019

Account No. 22 150297019

Summary

| | |
|--------------------|----------------|
| Opening Balance | \$0.00 |
| New items | \$54.00 |
| Payments & credits | \$0.00 |
| TOTAL DUE | \$54.00 |

- Amounts are not subject to GST. (Treasurer's determination - exempt taxes, fees and charges).
- Payment of your annual review fee will maintain your registration as an Australian company.

Transaction details are listed on the back of this page

Inquiries

www.asic.gov.au/invoices

1300 300 630

Please pay

| | |
|--------------|----------------|
| Immediately | \$0.00 |
| By 06 Jun 20 | \$54.00 |

If you have already paid please ignore this invoice statement.

- Late fees will apply if you do NOT
 - tell us about a change during the period that the law allows
 - bring your company or scheme details up to date within 28 days of the date of issue of the annual statement, or
 - pay your review fee within 2 months of the annual review date.
- Information on late fee amounts can be found on the ASIC website.

**ASIC**

Australian Securities & Investments Commission

PAYMENT SLIP**JENDEMA PTY LTD**

ACN 150 297 019

Account No: 22 150297019



22 150297019

| | |
|---------------------|----------------|
| TOTAL DUE | \$54.00 |
| Immediately | \$0.00 |
| By 06 Jun 20 | \$54.00 |

Payment options are listed on the back of this payment slip



Biller Code: 17301
Ref: 2291502970190



*814 129 0002291502970190 50

30900 - Advisor Fees

2020 Financial Year

Preparer Kelly Fu

Reviewer Kelly Fu

Status Completed

| Account Code | Description | CY Balance | LY Balance | Change |
|--------------|--------------|-------------------|-------------------|--------|
| 30900 | Advisor Fees | \$2,200.00 | \$2,200.00 | 0% |
| TOTAL | | CY Balance | LY Balance | |
| | | \$2,200.00 | \$2,200.00 | |

Supporting Documents

◦ General Ledger [Report](#)

Standard Checklist

- Attach all source documentation
- Ensure all Transactions have been entered

Notes

Kelly Fu

Note

Ongoing advisor fee per bank statement.

17/11/2020 10:28

Franke Family Superfund

General Ledger

As at 30 June 2020

| Transaction Date | Description | Units | Debit | Credit | Balance \$ |
|-----------------------------|---|-------|-----------------|--------|--------------------|
| Advisor Fees (30900) | | | | | |
| <i>Advisor Fees (30900)</i> | | | | | |
| 18/05/2020 | TRANSACT FUNDS TFR TO Lonsdale Financial TD | | 2,200.00 | | 2,200.00 DR |
| | | | 2,200.00 | | 2,200.00 DR |

Total Debits: 2,200.00

Total Credits: 0.00

31500 - Bank Charges

2020 Financial Year

Preparer Kelly Fu

Reviewer Kelly Fu

Status Completed

| Account Code | Description | CY Balance | LY Balance | Change |
|--------------|--------------|-------------------|-------------------|--------|
| 31500 | Bank Charges | \$5.00 | \$5.00 | 0% |
| TOTAL | | CY Balance | LY Balance | |
| | | \$5.00 | \$5.00 | |

Supporting Documents

○ General Ledger [Report](#)

Standard Checklist

- Attach all source documentation
- Ensure all Transactions have been entered

Notes

Kelly Fu

Note
Per bank statement.

17/11/2020 10:31

Franke Family Superfund

General Ledger

As at 30 June 2020

| Transaction Date | Description | Units | Debit | Credit | Balance \$ |
|-----------------------------|-----------------------------|-------|-------------|--------|----------------|
| Bank Charges (31500) | | | | | |
| <u>Bank Charges (31500)</u> | | | | | |
| 01/07/2019 | PAPER STATEMENT FEE FEES DM | | 2.50 | | 2.50 DR |
| 02/01/2020 | PAPER STATEMENT FEE FEES DM | | 2.50 | | 5.00 DR |
| | | | 5.00 | | 5.00 DR |
| <hr/> | | | | | |
| Total Debits: | 5.00 | | | | |
| Total Credits: | 0.00 | | | | |

41600 - Pensions Paid

2020 Financial Year

Preparer Kelly Fu

Reviewer Kelly Fu

Status Completed

| Account Code | Description | CY Balance | LY Balance | Change |
|--------------|--|-------------------|-------------------|---------|
| FRADEA00001P | (Pensions Paid) Franke, Dean - Pension (Pension) | \$9,368.00 | \$10,549.00 | (11.2)% |
| TOTAL | | CY Balance | LY Balance | |
| | | \$9,368.00 | \$10,549.00 | |

Supporting Documents

- Pension Summary Report [Report](#)

Standard Checklist

- Attach copy of Pension Summary Report
- Ensure Member(s) have been advised of pension for coming year
- Ensure Minimum Pension has been paid for each account

Franke Family Superfund

Pension Summary Report

As at 30/06/2020

Member Name : Franke, Dean

Member Age : 59* (Date of Birth : 06/03/1960)

| Member Code | Pension Type | Pension Start Date | Tax Free | Min / PF | Minimum | Maximum | Gross Pension Payments | PAYG | Net Pension Payment | Amount to reach Minimum |
|---------------|----------------------------------|--------------------|----------|----------|-------------|------------|------------------------|--------|---------------------|-------------------------|
| FRADEA 00001P | Transition to Retirement Pension | 01/07/2015 | 26.74% | 2.00% | \$1,870.00* | \$9,368.76 | \$9,368.00 | \$0.00 | \$9,368.00 | NIL |

*COVID-19 50% reduction has been applied to the minimum pension amount

| | | | | | | | | | | |
|--|--|--|--|--|-------------------|-------------------|-------------------|---------------|-------------------|---------------|
| | | | | | \$1,870.00 | \$9,368.76 | \$9,368.00 | \$0.00 | \$9,368.00 | \$0.00 |
|--|--|--|--|--|-------------------|-------------------|-------------------|---------------|-------------------|---------------|

Total :

| | | | | | | | | | | |
|--|--|--|--|--|-------------------|-------------------|-------------------|---------------|-------------------|---------------|
| | | | | | \$1,870.00 | \$9,368.76 | \$9,368.00 | \$0.00 | \$9,368.00 | \$0.00 |
|--|--|--|--|--|-------------------|-------------------|-------------------|---------------|-------------------|---------------|

*Age as at 01/07/2019 or pension start date for new pensions.

46000 - Benefits Paid/Transfers Out

2020 Financial Year

Preparer Kelly Fu

Reviewer Kelly Fu

Status Completed

| Account Code | Description | CY Balance | LY Balance | Change |
|--------------|--|-------------------|-------------------|--------|
| FRAJEN00001A | (Benefits Paid/Transfers Out) Franke, Jennifer - Accumulation (Accumulation) | \$3,000.00 | | 100% |
| TOTAL | | CY Balance | LY Balance | |
| | | \$3,000.00 | | |

Supporting Documents

- General Ledger [Report](#)
- 46000 - Rollover Statement - Jenni Franke \$3000 (29.8.2019).pdf

Standard Checklist

- Attach appropriate documentation in case of death or disability benefits or marriage breakdown
- Attach copies of Minutes, Rollover Benefits Statement, Lump Sum Payment form etc
- Ensure benefit calculated in accordance with Trust Deed

Franke Family Superfund

General Ledger

As at 30 June 2020

| Transaction Date | Description | Units | Debit | Credit | Balance \$ |
|---|--------------------------|-------|-----------------|--------|--------------------|
| Benefits Paid/Transfers Out (46000) | | | | | |
| <i>(Benefits Paid/Transfers Out) Franke, Jennifer - Accumulation (FRAJEN00001A)</i> | | | | | |
| 30/08/2019 | TRANSFER TO AMP NORTH TD | | 3,000.00 | | 3,000.00 DR |
| | | | 3,000.00 | | 3,000.00 DR |
| Total Debits: | 3,000.00 | | | | |
| Total Credits: | 0.00 | | | | |

Rollover benefits statement

When to use this statement

❗ Use this form for all rollover benefits transactions other than death benefit rollovers.

If you need to rollover a death benefit, use NAT 74924-06.2017.

If you need to correct an error for a payment made before 1 July 2013, use NAT 70944-05.2007.

Complete this form (or a similar form you create that collects the same information) if you are a trustee of a superannuation fund or provider of a retirement savings account (RSA) and any of the following apply:

- you are paying a rollover superannuation benefit other than a death benefit rollover to another fund or RSA, and you are not already providing all of this information electronically under the rollover data standards
- you have paid a rollover superannuation benefit to another fund or RSA and are providing a statement about the rollover to your member
- you are the trustee of a non-complying fund and are paying member benefits to another superannuation fund or RSA (complete section **D** instead of section **C**).

❗ You must provide your member with a member statement using this form (or a similar form you create that includes the same information) for all rollovers, including if you applied the data standards and you didn't use this form for the fund-to-fund transaction.

Completing this statement

- Print clearly in BLOCK LETTERS using a black pen only.
- Place **X** in ALL applicable boxes.
- Use a separate form for each rollover payment you are making.

❗ Read the instructions carefully. Penalties may apply if you make a false or misleading statement on this form without taking reasonable care.

Section A: Receiving fund

1 **Australian business number (ABN)**

2 **Fund name**

3 **Postal address**

Suburb/town/locality

State/territory

Postcode

Country if other than Australia

4 **(a) Unique superannuation identifier (USI)**

(b) Member client identifier

Section B: Member's details

5 Tax file number (TFN)

6 Full name

Title:

Family name

First given name

Other given names

7 Residential address

Suburb/town/locality

State/territory

Postcode

Country if other than Australia

8 Date of birth

9 Sex

10 Daytime phone number (include area code)

11 Email address (if applicable)

Section C: Rollover transaction details

! Include dollars and cents. The totals at item 13 and 14 must both equal the amount of the rollover payment.

12 Service period start date

13 Tax components

Tax-free component \$

KiwiSaver tax-free component \$

Taxable component:

Element taxed in the fund \$

Element untaxed in the fund \$

Tax components TOTAL \$

! Make sure you apply the proportioning rule to the tax components if you are not rolling over the member's full interest in your superannuation fund.

14 Preservation amounts

Preserved amount \$ 3000.00

KiwiSaver preserved amount \$

Restricted non-preserved amount \$

Unrestricted non-preserved amount \$

Preservation amounts TOTAL \$ 3000.00

! If the rollover payment contains a **KiwiSaver preserved amount**, you can't make the rollover payment to a self-managed superannuation fund (SMSF) under the preservation rules.

Section D: Non-complying funds

! Only complete this section if you are a trustee of a non-complying fund.

15 Contributions made to a non-complying fund on or after 10 May 2006

\$

Section E: Transferring fund

16 Fund ABN 83429583589

17 Fund name

FRANKE FAMILY SUPERFUND

18 Contact name

Title: MRS

Family name
FRANKE

First given name
JENNIFER

Other given names

19 Daytime phone number (include area code)

20 Email address (if applicable)

Section F: Declaration

Complete the declaration that applies to you. Print your full name then sign and date declaration.

! Before you sign the declaration, check that you have provided true and correct information. Penalties may be imposed for giving false or misleading information.

Trustee, director or authorised officer declaration

Complete this declaration if you are the trustee, director or authorised officer of the superannuation fund or other provider shown in section E.

I declare that the information contained in the statement is true and correct.

Name (BLOCK LETTERS)

JENNIFER FRANKE

Trustee, director or authorised officer signature

Date

OR

Authorised representative declaration

Complete this declaration if you are an authorised representative of the superannuation fund or other provider shown in section E.

I declare that:

- I have prepared the statement with the information supplied by the superannuation provider
- I have received a declaration made by the superannuation provider that the information provided to me for the preparation of this statement is true and correct
- I am authorised by the superannuation provider to give the information in the statement to the ATO.

Name (BLOCK LETTERS)

Authorised representative signature

Date

Tax agent number (if you are a registered tax agent)

Where to send this form

! Do not send this form to the ATO.

If the rollover data standards do not apply to the transaction, you must do all of the following:

- send the form to the receiving fund in section **A** within seven days of paying the rollover
- provide a copy to the member in section **B** within 30 days of paying the rollover
- keep a copy in your records for five years.

If the rollover data standards do apply to the transaction, you must do all of the following:

- comply with the data standard requirements for the fund-to-fund interaction (do not send this form to the receiving fund in section **A**)
- use this form only to provide a statement to the member in section **B** within 30 days of paying the rollover
- keep a copy of the member statement in your records for five years.

Superannuation lump sum pre-payment statement

Warning: This form has been designed to assist you to prepare the Australian Tax Office's Superannuation lump sum pre-payment statement. It cannot be lodged with the Australian Tax Office and should not be given to fund members.

PART 1 – SUPERANNUATION PROVIDER TO COMPLETE

Section A: Superannuation provider details

1 Superannuation fund, ADF, RSA or annuity provider name

FRANKE FAMILY SUPERFUND

2 Postal address

76 LAKESIDE CIRCUIT

Suburb/town/locality

ENCOUNTER BAY

State/territory

SA

Postcode

5211

3 Australian business number (ABN) or withholder payer number

83429583589

4 Authorised contact person

Title: MRS

Family name

FRANKE

First given name

Other given names

JENNIFER

5 Daytime phone number (include area code)

Section B: Member's details

6 Your full name

Title: MRS

Family name

FRANKE

First given name

Other given names

JENNIFER

7 Current postal address

76 LAKESIDE CIRCUIT

Suburb/town/locality

ENCOUNTER BAY

State/territory

SA

Postcode

5211

8 Date of birth

05 OCTOBER 1964

Section C: Superannuation lump sum payment details

9 Lump sum payment is calculated to this date

10 Superannuation lump sum components

Taxable component

Taxed element \$

Untaxed element \$

Tax-free component \$

Total amount \$

11 Preservation amounts of the superannuation lump sum

Preserved amount \$

Restricted non-preserved \$

Unrestricted non-preserved \$

Total amount \$

Section D: Superannuation provider's signature

12 Date the statement is issued to the member

13 Member is to return statement by

14 Superannuation fund's, ADF's, RSA's or annuity provider's signature

Date

PART 2 – MEMBER TO COMPLETE

Section E: Cash amount

1 Pay me a gross cash amount of: \$

I understand that this amount may be subject to tax.

! You may wish to speak with a tax professional or your superannuation fund, ADF, RSA or annuity provider to make sure you are aware of your tax obligations and superannuation roll over options.

Section F: Rollover payment

2 Roll over my payment to: (provide the full name of fund, RSA or annuity provider)

3 Fund ABN

4 Superannuation fund, ADF, RSA or annuity provider postal address:

Suburb/town/locality

State/territory

Postcode

5 Member account number

6 Roll over an amount of: \$

Section G: Member's declaration

I authorise my superannuation lump sum to be paid as instructed on this statement.

Name (print in block letters)

Signature

Date

! You should keep a copy of the statement for your records for a period of five years.

48500 - Income Tax Expense

2020 Financial Year

Preparer Kelly Fu

Reviewer Kelly Fu

Status Completed

| Account Code | Description | CY Balance | LY Balance | Change |
|--------------|--------------------|-------------------|-------------------|----------|
| 48500 | Income Tax Expense | \$52.81 | \$990.52 | (94.67)% |
| TOTAL | | CY Balance | LY Balance | |
| | | \$52.81 | \$990.52 | |

Supporting Documents

No supporting documents

49000 - Profit/Loss Allocation Account

2020 Financial Year

Preparer Kelly Fu

Reviewer Kelly Fu

Status Completed

| Account Code | Description | CY Balance | LY Balance | Change |
|--------------|--------------------------------|-------------------|-------------------|-----------|
| 49000 | Profit/Loss Allocation Account | (\$20,874.84) | \$6,991.63 | (398.57)% |
| TOTAL | | CY Balance | LY Balance | |
| | | (\$20,874.84) | \$6,991.63 | |

Supporting Documents

No supporting documents

50000 - Members

2020 Financial Year

Preparer Kelly Fu

Reviewer Kelly Fu

Status Completed

| Account Code | Description | Opening Balance | Contribution Income | Earnings | Member Payments | Tax & Fees | Closing Balance | Change |
|--------------|--|------------------------|----------------------------|-----------------|------------------------|-----------------------|------------------------|----------|
| FRADEA00001P | Franke, Dean - Pension (Pension) | (\$93,687.56) | | \$10,277.74 | \$9,368.00 | (\$645.04) | (\$74,686.86) | (20.28)% |
| FRADEA00002A | Franke, Dean - Accumulation (Accumulation) | (\$45,431.02) | (\$13,749.99) | \$5,836.98 | | \$1,696.15 | (\$51,647.88) | 13.68% |
| FRAJEN00001A | Franke, Jennifer - Accumulation (Accumulation) | (\$49,841.86) | | \$5,431.91 | \$3,000.00 | (\$340.91) | (\$41,750.86) | (16.23)% |
| TOTAL | | Opening Balance | Contribution Income | Earnings | Member Payments | Tax & Fees | Closing Balance | |
| | | (\$188,960.44) | (\$13,749.99) | \$21,546.63 | \$12,368.00 | \$710.20 | (\$168,085.60) | |

Supporting Documents

- Members Statements [Report](#)
- Members Summary [Report](#)

Standard Checklist

- Attach copies of Members Statements

Members Statement

Dean Franke
 76 Lakeside Circuit
 Encounter Bay, South Australia, 5211, Australia

Your Details

Date of Birth : 06/03/1960
 Age: 60
 Tax File Number: Provided
 Date Joined Fund: 06/04/2011
 Service Period Start Date: 03/07/1978
 Date Left Fund:
 Member Code: FRADEA00001P
 Account Start Date 01/07/2015
 Account Phase: Accumulation Phase
 Account Description: Pension

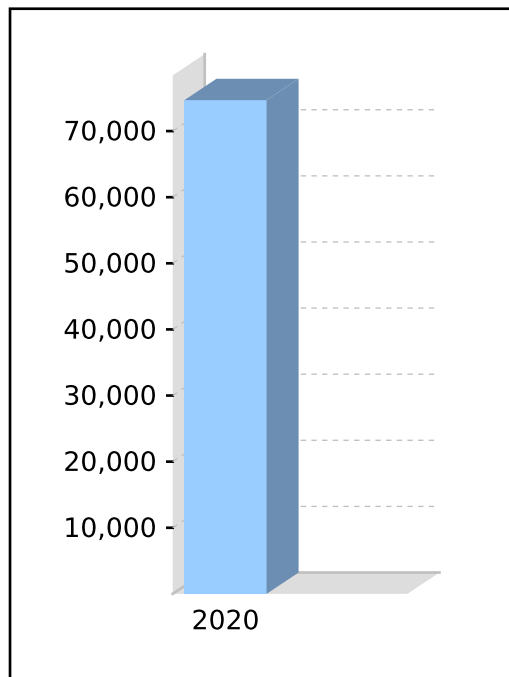
Nominated Beneficiaries N/A
 Vested Benefits 74,686.86
 Total Death Benefit 74,686.86
 Current Salary 0.00
 Previous Salary 0.00
 Disability Benefit 0.00

Your Balance

Total Benefits 74,686.86

Preservation Components
 Preserved 74,686.86
 Unrestricted Non Preserved
 Restricted Non Preserved

Tax Components
 Tax Free (26.74%) 19,966.29
 Taxable 54,720.57



Your Detailed Account Summary

| | This Year |
|--|-------------|
| Opening balance at 01/07/2019 | 93,687.56 |
| <u>Increases to Member account during the period</u> | |
| Employer Contributions | |
| Personal Contributions (Concessional) | |
| Personal Contributions (Non Concessional) | |
| Government Co-Contributions | |
| Other Contributions | |
| Proceeds of Insurance Policies | |
| Transfers In | |
| Net Earnings | (10,277.74) |
| Internal Transfer In | |
| <u>Decreases to Member account during the period</u> | |
| Pensions Paid | 9,368.00 |
| Contributions Tax | |
| Income Tax | (645.04) |
| No TFN Excess Contributions Tax | |
| Excess Contributions Tax | |
| Refund Excess Contributions | |
| Division 293 Tax | |
| Insurance Policy Premiums Paid | |
| Management Fees | |
| Member Expenses | |
| Benefits Paid/Transfers Out | |
| Superannuation Surcharge Tax | |
| Internal Transfer Out | |
| Closing balance at 30/06/2020 | 74,686.86 |

Members Statement

Dean Franke
 76 Lakeside Circuit
 Encounter Bay, South Australia, 5211, Australia

Your Details

Date of Birth : 06/03/1960
 Age: 60
 Tax File Number: Provided
 Date Joined Fund: 06/04/2011
 Service Period Start Date: 03/07/1978
 Date Left Fund:
 Member Code: FRADEA00002A
 Account Start Date 06/04/2011
 Account Phase: Accumulation Phase
 Account Description: Accumulation

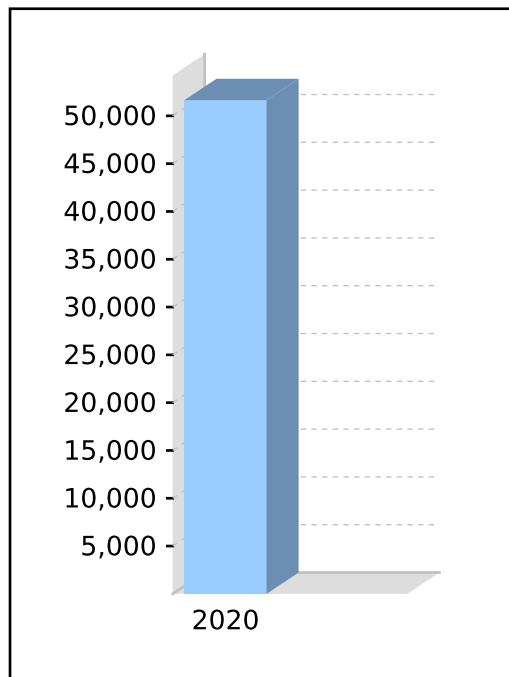
Nominated Beneficiaries N/A
 Vested Benefits 51,647.88
 Total Death Benefit 51,647.88
 Current Salary 0.00
 Previous Salary 0.00
 Disability Benefit 0.00

Your Balance

Total Benefits 51,647.88

Preservation Components
 Preserved 51,647.88
 Unrestricted Non Preserved
 Restricted Non Preserved

Tax Components
 Tax Free
 Taxable 51,647.88



Your Detailed Account Summary

| | This Year |
|--|------------|
| Opening balance at 01/07/2019 | 45,431.02 |
| <u>Increases to Member account during the period</u> | |
| Employer Contributions | 13,749.99 |
| Personal Contributions (Concessional) | |
| Personal Contributions (Non Concessional) | |
| Government Co-Contributions | |
| Other Contributions | |
| Proceeds of Insurance Policies | |
| Transfers In | |
| Net Earnings | (5,836.98) |
| Internal Transfer In | |
| <u>Decreases to Member account during the period</u> | |
| Pensions Paid | |
| Contributions Tax | 2,062.49 |
| Income Tax | (366.34) |
| No TFN Excess Contributions Tax | |
| Excess Contributions Tax | |
| Refund Excess Contributions | |
| Division 293 Tax | |
| Insurance Policy Premiums Paid | |
| Management Fees | |
| Member Expenses | |
| Benefits Paid/Transfers Out | |
| Superannuation Surcharge Tax | |
| Internal Transfer Out | |
| Closing balance at 30/06/2020 | 51,647.88 |

Members Statement

Jennifer Franke
 76 Lakeside Circuit
 Encounter Bay, South Australia, 5211, Australia

Your Details

Date of Birth : 05/10/1964
 Age: 55
 Tax File Number: Provided
 Date Joined Fund: 06/04/2011
 Service Period Start Date: 22/06/1986
 Date Left Fund:
 Member Code: FRAJEN00001A
 Account Start Date 06/04/2011
 Account Phase: Accumulation Phase
 Account Description: Accumulation

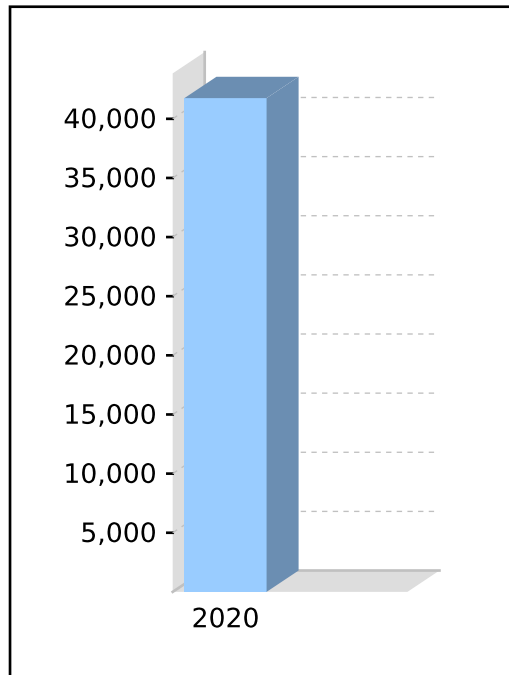
Nominated Beneficiaries N/A
 Vested Benefits 41,750.86
 Total Death Benefit 41,750.86
 Current Salary 0.00
 Previous Salary 0.00
 Disability Benefit 0.00

Your Balance

Total Benefits 41,750.86

Preservation Components
 Preserved 41,750.86
 Unrestricted Non Preserved
 Restricted Non Preserved

Tax Components
 Tax Free
 Taxable 41,750.86



Your Detailed Account Summary

| | This Year |
|--|------------|
| Opening balance at 01/07/2019 | 49,841.86 |
| <u>Increases to Member account during the period</u> | |
| Employer Contributions | |
| Personal Contributions (Concessional) | |
| Personal Contributions (Non Concessional) | |
| Government Co-Contributions | |
| Other Contributions | |
| Proceeds of Insurance Policies | |
| Transfers In | |
| Net Earnings | (5,431.91) |
| Internal Transfer In | |
| <u>Decreases to Member account during the period</u> | |
| Pensions Paid | |
| Contributions Tax | |
| Income Tax | (340.91) |
| No TFN Excess Contributions Tax | |
| Excess Contributions Tax | |
| Refund Excess Contributions | |
| Division 293 Tax | |
| Insurance Policy Premiums Paid | |
| Management Fees | |
| Member Expenses | |
| Benefits Paid/Transfers Out | 3,000.00 |
| Superannuation Surcharge Tax | |
| Internal Transfer Out | |
| Closing balance at 30/06/2020 | 41,750.86 |

Members Statement

Matthew Franke
 76 Lakeside Circuit
 Encounter Bay, South Australia, 5211, Australia

Your Details

Date of Birth : 13/01/1995
 Age: 25
 Tax File Number: Provided
 Date Joined Fund: 14/04/2016
 Service Period Start Date:
 Date Left Fund:
 Member Code: FRAMAT00001A
 Account Start Date 14/04/2016
 Account Phase: Accumulation Phase
 Account Description: Accumulation

Nominated Beneficiaries N/A
 Vested Benefits
 Total Death Benefit 0.00
 Current Salary 0.00
 Previous Salary 0.00
 Disability Benefit 0.00

Your Balance

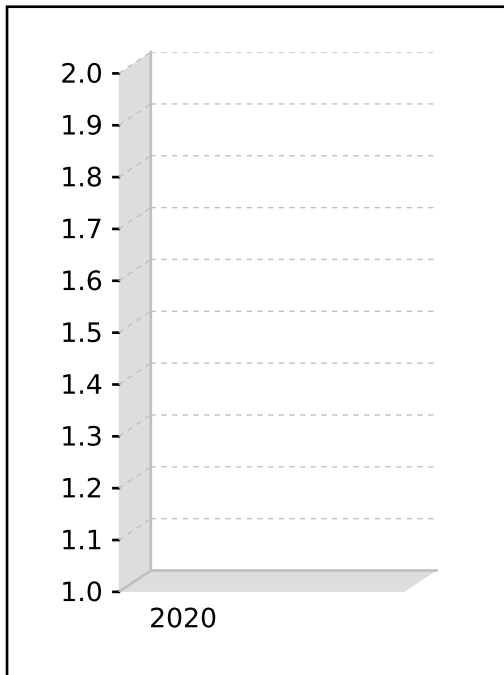
Total Benefits

Preservation Components

Preserved
 Unrestricted Non Preserved
 Restricted Non Preserved

Tax Components

Tax Free
 Taxable



Your Detailed Account Summary

This Year

Opening balance at 01/07/2019

Increases to Member account during the period

Employer Contributions
 Personal Contributions (Concessional)
 Personal Contributions (Non Concessional)
 Government Co-Contributions
 Other Contributions
 Proceeds of Insurance Policies
 Transfers In
 Net Earnings
 Internal Transfer In

Decreases to Member account during the period

Pensions Paid
 Contributions Tax
 Income Tax
 No TFN Excess Contributions Tax
 Excess Contributions Tax
 Refund Excess Contributions
 Division 293 Tax
 Insurance Policy Premiums Paid
 Management Fees
 Member Expenses
 Benefits Paid/Transfers Out
 Superannuation Surcharge Tax
 Internal Transfer Out

Closing balance at 30/06/2020 0.00

Franke Family Superfund

Members Summary Report

As at 30 June 2020

| Opening Balance | Increases | | | | Decreases | | | | | Closing Balance | |
|---|------------------|--------------|--------------------|--------------------|-----------------|-------------------|-------------------|------------------------------|--------------------|-----------------|-------------------|
| | Contributions | Transfers In | Net Earnings | Insurance Proceeds | Pensions Paid | Contributions Tax | Taxes Paid | Benefits Paid/ Transfers Out | Insurance Premiums | | Member Expenses |
| Dean Franke (Age: 60) | | | | | | | | | | | |
| FRADEA00001P - Pension - Tax Free: 26.74% | | | | | | | | | | | |
| 93,687.56 | | | (10,277.74) | | 9,368.00 | | (645.04) | | | | 74,686.86 |
| FRADEA00002A - Accumulation | | | | | | | | | | | |
| 45,431.02 | 13,749.99 | | (5,836.98) | | | 2,062.49 | (366.34) | | | | 51,647.88 |
| 139,118.58 | 13,749.99 | | (16,114.72) | | 9,368.00 | 2,062.49 | (1,011.38) | | | | 126,334.74 |
| Jennifer Franke (Age: 55) | | | | | | | | | | | |
| FRAJEN00001A - Accumulation | | | | | | | | | | | |
| 49,841.86 | | | (5,431.91) | | | | (340.91) | 3,000.00 | | | 41,750.86 |
| 49,841.86 | | | (5,431.91) | | | | (340.91) | 3,000.00 | | | 41,750.86 |
| Matthew Franke (Age: 25) | | | | | | | | | | | |
| FRAMAT00001A - Accumulation | | | | | | | | | | | |
| 188,960.44 | 13,749.99 | | (21,546.63) | | 9,368.00 | 2,062.49 | (1,352.29) | 3,000.00 | | | 168,085.60 |

60400 - Bank Accounts

2020 Financial Year

Preparer Kelly Fu

Reviewer Kelly Fu

Status Completed

| Account Code | Description | CY Balance | LY Balance | Change |
|--------------|---------------|-------------------|-------------------|--------|
| MBL961568292 | Macquarie CMA | \$94,881.51 | \$56,626.63 | 67.56% |
| TOTAL | | CY Balance | LY Balance | |
| | | \$94,881.51 | \$56,626.63 | |

Supporting Documents

- 60400 - Macquarie bank statements 2020.pdf

Standard Checklist

- Attach Copies of Bank Statements
- Attach copy of Bank Statement Report
- Ensure all Balances match Statement Balances at June 30
- Ensure all Transactions have been entered



Macquarie Cash Management Account

MACQUARIE BANK LIMITED
ABN 46 008 583 542 AFSL 237502

enquiries 1800 806 310
transact@macquarie.com
www.macquarie.com.au

GPO Box 2520
Sydney, NSW 2001



JENDEMA PTY LTD
76 LAKESIDE CIRCUIT
ENCOUNTER BAY SA 5211

1 Shelley Street
Sydney, NSW 2000

account balance **\$94,881.51**
as at 30 Jun 20

account name JENDEMA PTY LTD ATF
FRANKE FAMILY SUPER FUND
account no. 961568292

| transaction | description | debits | credits | balance |
|-------------|---|----------|----------|-----------|
| 31.12.19 | OPENING BALANCE | | | 84,418.37 |
| 02.01.20 | Fees & charges PAPER STATEMENT FEE | 2.50 | | 84,415.87 |
| 03.01.20 | Interest REBATE OF ADVISER COMMISSION | | 17.66 | 84,433.53 |
| 21.01.20 | BPAY BPAY TO TAX OFFICE PAYMENTS | 2,111.45 | | 82,322.08 |
| 21.01.20 | Funds transfer TRANSACT FUNDS TFR TO PDK FINANCIAL | 1,870.00 | | 80,452.08 |
| 21.01.20 | Funds transfer TRANSACT FUNDS TFR TO PDK FINANCIAL | 770.00 | | 79,682.08 |
| 21.01.20 | Funds transfer TRANSACT FUNDS TFR TO DW AND JF FRANKE | 9,368.00 | | 70,314.08 |
| 31.01.20 | Interest MACQUARIE CMA INTEREST PAID* | | 34.62 | 70,348.70 |
| 04.02.20 | Interest REBATE OF ADVISER COMMISSION | | 16.86 | 70,365.56 |
| 04.02.20 | Deposit QUICKSUPER QUICKSPR2626192428 | | 1,057.70 | 71,423.26 |
| 07.02.20 | Deposit ATO ATO005000011730068 | | 3,920.00 | 75,343.26 |
| 28.02.20 | Interest MACQUARIE CMA INTEREST PAID* | | 30.28 | 75,373.54 |

how to make a transaction

online
Log in to www.macquarie.com.au/personal

by phone
Call 133 275 to make a phone transaction

transfers from another bank account
Transfer funds from another bank to this account:
BSB 182 512
ACCOUNT NO. 961568292

deposits using BPay
From another bank



Bill code: 667022
Ref: 961 568 292

continued on next



Macquarie Cash Management Account

enquiries 1800 806 310

account name JENDEMA PTY LTD ATF
FRANKE FAMILY SUPER FUND
account no. 961568292

| transaction | description | debits | credits | balance |
|-------------|----------------|-----------|-----------|-----------|
| 03.03.20 | Interest | | 14.78 | 75,388.32 |
| 03.03.20 | Deposit | | 1,057.69 | 76,446.01 |
| 18.03.20 | Direct debit | 69,854.03 | | 6,591.98 |
| 20.03.20 | Deposit | | 236.93 | 6,828.91 |
| 26.03.20 | Deposit | | 158.94 | 6,987.85 |
| 31.03.20 | Interest | | 12.54 | 7,000.39 |
| 02.04.20 | Interest | | 9.54 | 7,009.93 |
| 03.04.20 | Deposit | | 1,057.69 | 8,067.62 |
| 15.04.20 | Deposit | | 260.00 | 8,327.62 |
| 21.04.20 | Deposit | | 87,826.52 | 96,154.14 |
| 30.04.20 | Interest | | 1.51 | 96,155.65 |
| 04.05.20 | Interest | | 7.68 | 96,163.33 |
| 04.05.20 | Deposit | | 1,322.12 | 97,485.45 |
| 06.05.20 | BPAY | 54.00 | | 97,431.45 |
| 18.05.20 | Funds transfer | 2,200.00 | | 95,231.45 |
| 19.05.20 | Direct debit | 30,000.00 | | 65,231.45 |
| 28.05.20 | Deposit | | 1,057.69 | 66,289.14 |
| 29.05.20 | Interest | | 3.53 | 66,292.67 |
| 02.06.20 | Interest | | 17.80 | 66,310.47 |
| 04.06.20 | Deposit | | 27,509.60 | 93,820.07 |
| 25.06.20 | Deposit | | 1,057.69 | 94,877.76 |
| 30.06.20 | Interest | | 3.75 | 94,881.51 |

continued on next



Macquarie Cash Management Account

enquiries 1800 806 310

account name JENDEMA PTY LTD ATF
 FRANKE FAMILY SUPER FUND
 account no. 961568292

| transaction | description | debits | credits | balance |
|-------------|---------------------------------|------------|------------|-----------|
| | CLOSING BALANCE AS AT 30 JUN 20 | 116,229.98 | 126,693.12 | 94,881.51 |

* Stepped interest rates for the period 1 January to 5 March: balances \$0.00 to \$4,999.99 earned 0.00%
 balances \$5,000.00 and above earned 0.55% pa (65 days); 6 March to 23 March: balances \$0.00 to \$4,999.99
 earned 0.00% balances \$5,000.00 and above earned 0.30% pa (18 days); 24 March to 30 June: balances
 \$0.00 to \$4,999.99 earned 0.05% balances \$5,000.00 and above earned 0.05% pa (99 days)

annual interest summary 2019/2020

| | | |
|------------------------------------|--------|--------|
| INTEREST PAID | | 358.09 |
| TOTAL REBATE OF ADVISER COMMISSION | 182.22 | |
| TOTAL INCOME PAID | | 540.31 |



Macquarie Cash Management Account

MACQUARIE BANK LIMITED
ABN 46 008 583 542 AFSL 237502

enquiries 1800 806 310
transact@macquarie.com
www.macquarie.com.au

GPO Box 2632
Adelaide, SA 5001



JENDEMA PTY LTD
76 LAKESIDE CIRCUIT
ENCOUNTER BAY SA 5211

Level 2, 151 Pirie Street
Adelaide, SA 5000

account balance **\$84,418.37**
as at 31 Dec 19

account name JENDEMA PTY LTD ATF
FRANKE FAMILY SUPER FUND
account no. 961568292

| transaction | description | debits | credits | balance |
|-------------|---|----------|-----------|-----------|
| 30.06.19 | OPENING BALANCE | | | 56,626.63 |
| 01.07.19 | Fees & charges PAPER STATEMENT FEE | 2.50 | | 56,624.13 |
| 02.07.19 | Interest REBATE OF ADVISER COMMISSION | | 9.76 | 56,633.89 |
| 03.07.19 | Deposit NAB INTERIM DIV DV201/00573957 | | 348.60 | 56,982.49 |
| 05.07.19 | Deposit FINCLEAR PTY LTD 31451 | | 35,760.40 | 92,742.89 |
| 12.07.19 | Direct debit FINCLEAR PTY LTD B 2412 CAN @2.045 | 4,998.54 | | 87,744.35 |
| 31.07.19 | Interest MACQUARIE CMA INTEREST PAID* | | 55.66 | 87,800.01 |
| 02.08.19 | Interest REBATE OF ADVISER COMMISSION | | 18.02 | 87,818.03 |
| 06.08.19 | Deposit QUICKSUPER QUICKSPR2491159885 | | 1,322.12 | 89,140.15 |
| 13.08.19 | Direct debit FINCLEAR PTY LTD B 2442 CAN @1.997 | 4,944.80 | | 84,195.35 |
| 30.08.19 | Interest MACQUARIE CMA INTEREST PAID* | | 54.87 | 84,250.22 |
| 30.08.19 | Funds transfer TRANSFER TO AMP NORTH | 3,000.00 | | 81,250.22 |

how to make a transaction

online
Log in to www.macquarie.com.au/personal

by phone
Call 133 275 to make a phone transaction

transfers from another bank account
Transfer funds from another bank to this account:
BSB 182 512
ACCOUNT NO. 961568292

deposits using BPay
From another bank



Bill code: 667022
Ref: 961 568 292

continued on next



Macquarie Cash Management Account

enquiries 1800 806 310

account name JENDEMA PTY LTD ATF
FRANKE FAMILY SUPER FUND
account no. 961568292

| transaction | description | debits | credits | balance |
|-------------|---------------------------------------|----------|----------|-----------|
| 03.09.19 | Interest REBATE OF ADVISER COMMISSION | | 18.19 | 81,268.41 |
| 03.09.19 | Deposit QUICKSUPER QUICKSPR2511205500 | | 1,057.69 | 82,326.10 |
| 20.09.19 | Deposit WOODSIDE INT19/00596260 | | 151.73 | 82,477.83 |
| 26.09.19 | Deposit SANTOS LIMITED S00039578280 | | 186.40 | 82,664.23 |
| 27.09.19 | Deposit HEALIUS DIV SEP19/00807134 | | 102.68 | 82,766.91 |
| 30.09.19 | Interest MACQUARIE CMA INTEREST PAID* | | 50.79 | 82,817.70 |
| 02.10.19 | Interest REBATE OF ADVISER COMMISSION | | 16.92 | 82,834.62 |
| 03.10.19 | Deposit QUICKSUPER QUICKSPR2533428630 | | 1,057.69 | 83,892.31 |
| 09.10.19 | Deposit CCL DIV 001232113762 | | 250.00 | 84,142.31 |
| 31.10.19 | Interest MACQUARIE CMA INTEREST PAID* | | 38.50 | 84,180.81 |
| 04.11.19 | Interest REBATE OF ADVISER COMMISSION | | 17.83 | 84,198.64 |
| 05.11.19 | Deposit QUICKSUPER QUICKSPR2558046959 | | 1,322.12 | 85,520.76 |
| 18.11.19 | BPAY BPAY TO TAX OFFICE PAYMENTS | 3,920.00 | | 81,600.76 |
| 29.11.19 | Interest MACQUARIE CMA INTEREST PAID* | | 35.49 | 81,636.25 |
| 03.12.19 | Interest REBATE OF ADVISER COMMISSION | | 17.18 | 81,653.43 |
| 04.12.19 | Deposit QUICKSUPER QUICKSPR2581435008 | | 1,057.69 | 82,711.12 |
| 12.12.19 | Deposit NAB FINAL DIV DV202/00565162 | | 348.60 | 83,059.72 |
| 23.12.19 | Deposit QUICKSUPER QUICKSPR2595764968 | | 1,322.10 | 84,381.82 |
| 31.12.19 | Interest MACQUARIE CMA INTEREST PAID* | | 36.55 | 84,418.37 |

continued on next



Macquarie Cash Management Account

enquiries 1800 806 310

account name JENDEMA PTY LTD ATF
FRANKE FAMILY SUPER FUND
account no. 961568292

| transaction | description | debits | credits | balance |
|-------------|---------------------------------|-----------|-----------|------------------|
| | CLOSING BALANCE AS AT 31 DEC 19 | 16,865.84 | 44,657.58 | 84,418.37 |

* Stepped interest rates as at 31 December 2019: balances \$0.00 to \$4,999.99 earned 0.00%; balances \$5,000.00 and above earned 0.55%

77600 - Shares in Listed Companies (Australian)

2020 Financial Year

Preparer Kelly Fu

Reviewer Kelly Fu

Status Completed

| Account Code | Description | CY Units | CY Balance | LY Units | LY Balance | Change |
|--------------|------------------------------------|---------------|-------------|---------------|-------------|----------|
| HLS.AX | Healius Limited | 3020.000000 | \$9,211.00 | 3020.000000 | \$9,120.40 | 0.99% |
| NAB.AX | National Australia Bank Limited | 596.000000 | \$10,859.12 | 420.000000 | \$11,222.40 | (3.24)% |
| 88E.AX | 88 Energy Limited | 164835.000000 | \$824.18 | 164835.000000 | \$2,802.20 | (70.59)% |
| BHP.AX | BHP Group Limited | 0.000000 | | 400.000000 | \$16,464.00 | 100% |
| TWE.AX | Treasury Wine Estates Limited | 0.000000 | | | | 0% |
| BYE.AX | Byron Energy Limited | 75000.000000 | \$10,500.00 | 75000.000000 | \$21,750.00 | (51.72)% |
| ALU.AX | Altium Limited | 0.000000 | | | | 0% |
| STO.AX | Santos Limited | 2100.000000 | \$11,130.00 | 2100.000000 | \$14,868.00 | (25.14)% |
| WPL.AX | Woodside Petroleum Ltd | 285.000000 | \$6,170.25 | 285.000000 | \$10,362.60 | (40.46)% |
| BFC.AX | Beston Global Food Company Limited | 43365.000000 | \$3,686.03 | 43365.000000 | \$5,203.80 | (29.17)% |
| APX.AX | Appen Limited | 0.000000 | | | | 0% |
| CAN.AX | Cann Group Limited | 4854.000000 | \$3,834.66 | | | 100% |
| OEL.AX | Otto Energy Limited | 100000.000000 | \$700.00 | 100000.000000 | \$5,400.00 | (87.04)% |
| QUB.AX | Qube Holdings Limited | 0.000000 | | 6280.000000 | \$19,091.20 | 100% |
| CCL.AX | Coca-cola Amatil Limited | 1000.000000 | \$8,660.00 | 1000.000000 | \$10,220.00 | (15.26)% |
| RRL.AX | Regis Resources Limited | 0.000000 | | | | 0% |

| TOTAL | CY Units | CY Balance | LY Units | LY Balance |
|-------|---------------|-------------|---------------|--------------|
| | 395055.000000 | \$65,575.24 | 396705.000000 | \$126,504.60 |

Supporting Documents

- Investment Movement Report [Report](#)
- Balance Review Report [Report](#)
- 77600 - Portfolio valuation at 30.6.2020.pdf

Standard Checklist

- Attach Balance Review Report
- Attach copies of HIN/SRN or Chess Statements, Broker Statements, Contract Notes Corporate Action documentation and any other relevant Source Documentation
- Attach Investment Movement Report
- Ensure all Investments are valued correctly at June 30
- Ensure the investment is in accordance with the Fund's investment strategy

Franke Family Superfund

Balance Review Report

As at 30 June 2020

| Investment Code | Investment Name | Holding Reference | Third Party Data | | | BGL Ledger Balance | Registered Name |
|-----------------|--|-------------------|-----------------------|--------------|-------------------|-----------------------|-----------------|
| | | | Data Feed Provider | Balance Date | Balance Amount | | |
| 60400 | Bank Accounts | | | | | | |
| MBL961568292 | Macquarie CMA | 182512961568292 | BGL Bank Data Service | 30/06/2020 | \$ 94,877.76 | \$ 94,881.51 | |
| 77600 | Shares in Listed Companies (Australian) | | | | | | |
| 88E.AX | 88 Energy Limited | | | | Setup | 164,835.0000 | |
| BFC.AX | Beston Global Food Company Limited | | | | Setup | 43,365.0000 | |
| BYE.AX | Byron Energy Limited | | | | Setup | 75,000.0000 | |
| CAN.AX | Cann Group Limited | | | | Setup | 4,854.0000 | |
| CCL.AX | Coca-cola Amatil Limited | | | | Setup | 1,000.0000 | |
| HLS.AX | Healius Limited | | | 23/12/2016 | Name/Class change | 3,020.0000 | |
| NAB.AX | National Australia Bank Limited | | | | Setup | 596.0000 | |
| OEL.AX | Otto Energy Limited | | | | Setup | 100,000.0000 | |
| STO.AX | Santos Limited | | | | Setup | 2,100.0000 | |
| WPL.AX | Woodside Petroleum Ltd | | | | Setup | 285.0000 | |

Franke Family Superfund Investment Movement Report

As at 30 June 2020

| Investment | Opening Balance | | Additions | | Disposals | | | Closing Balance | | Market Value |
|-------------------------------|-------------------|-------------------|-----------|-----------|---------------------|------------------|--------------------------|-------------------|-------------------|--------------|
| | Units | Cost | Units | Cost | Units | Cost | Accounting Profit/(Loss) | Units | Cost | |
| | 420.00 | 9,997.95 | 176.00 | 2,490.40 | | | | 596.00 | 12,488.35 | 10,859.12 |
| Otto Energy Limited | | | | | | | | | | |
| | 100,000.00 | 6,166.00 | | | | | | 100,000.00 | 6,166.00 | 700.00 |
| Qube Holdings Limited | | | | | | | | | | |
| | 6,280.00 | 14,007.60 | | | (6,280.00) | (14,007.60) | 4,954.80 | | 0.00 | |
| Regis Resources Limited | | | | | | | | | | |
| | | | 3,322.00 | 9,998.78 | (3,322.00) | (9,998.78) | 3,555.42 | | 0.00 | |
| Santos Limited | | | | | | | | | | |
| | 2,100.00 | 14,997.00 | | | | | | 2,100.00 | 14,997.00 | 11,130.00 |
| Treasury Wine Estates Limited | | | | | | | | | | |
| | | | 1,651.00 | 14,959.79 | (1,651.00) | (14,959.79) | 2,161.12 | | 0.00 | |
| Woodside Petroleum Ltd | | | | | | | | | | |
| | 285.00 | 9,984.00 | | | | | | 285.00 | 9,984.00 | 6,170.25 |
| | 150,256.01 | 82,287.77 | | | (97,482.63) | 26,104.29 | | 135,061.15 | 65,575.24 | |
| | 206,882.64 | 253,638.47 | | | (230,578.45) | 26,104.29 | | 229,942.66 | 160,456.75 | |

Portfolio Valuation

Portfolio: Franke Family Super Fund
 As At: 30 Jun 2020

| Product | Quantity | Unit Cost | Net Cost | Unit Value | Market Value | % Market Value | Gain/Loss |
|--|------------|-----------|--------------|------------|--------------|----------------|---------------|
| FRANKE FAMILY SUPER FUND | | | | | | | |
| 102541 (Lonsec) | | | | | | | |
| Australian Shares | | | | | | | |
| 88 Energy Limited (88E) | 164,835.00 | \$0.04 | \$5,934.06 | \$0.01 | \$824.18 | 0.51% | \$(5,109.88) |
| Beston Global Food Company Limited (BFC) | 43,365.00 | \$0.36 | \$15,822.60 | \$0.09 | \$3,686.03 | 2.30% | \$(12,136.57) |
| Byron Energy Limited (BYE) | 75,000.00 | \$0.41 | \$30,846.80 | \$0.14 | \$10,500.00 | 6.54% | \$(20,346.80) |
| Cann Group Limited (CAN) | 4,854.00 | \$2.02 | \$9,811.34 | \$0.79 | \$3,834.66 | 2.39% | \$(5,976.68) |
| Coca-Cola Amatil Limited (CCL) | 1,000.00 | \$13.72 | \$13,720.00 | \$8.66 | \$8,660.00 | 5.40% | \$(5,060.00) |
| Healius Limited (HLS) | 3,020.00 | \$4.97 | \$15,009.00 | \$3.05 | \$9,211.00 | 5.74% | \$(5,798.00) |
| National Australia Bank Limited (NAB) | 596.00 | \$21.65 | \$12,903.40 | \$18.22 | \$10,859.12 | 6.77% | \$(2,044.28) |
| Otto Energy Limited (OEL) | 100,000.00 | \$0.06 | \$6,100.00 | \$0.01 | \$700.00 | 0.44% | \$(5,400.00) |
| Santos Limited (STO) | 2,100.00 | \$7.14 | \$14,991.00 | \$5.30 | \$11,130.00 | 6.94% | \$(3,861.00) |
| Woodside Petroleum Ltd (WPL) | 285.00 | \$35.01 | \$9,978.00 | \$21.65 | \$6,170.25 | 3.85% | \$(3,807.75) |
| Total for Australian Shares: | | | \$135,116.20 | | \$65,575.24 | 40.87% | \$(69,540.96) |
| Total for 102541 (Lonsec): | | | \$135,116.20 | | \$65,575.24 | 40.87% | \$(69,540.96) |
| 961568292 (Macquarie CMA) | | | | | | | |
| Cash | | | | | | | |
| Macquarie Cash Management Account | 94,881.51 | \$1.00 | \$94,881.51 | \$1.00 | \$94,881.51 | 59.13% | \$0.00 |
| Total for Cash: | | | \$94,881.51 | | \$94,881.51 | 59.13% | \$0.00 |
| Total for 961568292 (Macquarie CMA): | | | \$94,881.51 | | \$94,881.51 | 59.13% | \$0.00 |
| Total for FRANKE FAMILY SUPER FUND: | | | \$229,997.71 | | \$160,456.75 | 100.00% | \$(69,540.96) |
| Grand Total: | | | \$229,997.71 | | \$160,456.75 | 100.00% | \$(69,540.96) |

This information is current as at date of preparation. Please note that while every reasonable effort has been made to ensure that the unit prices displayed are correct, they may vary as they are obtained from underlying investment managers. As such, we do not accept liability for the accuracy of the information provided by third parties. To the extent permissible by law, whilst we have taken all reasonable care in producing this information, we make no warranties in relation to the accuracy or completeness of this information. We believe the taxation, legal and other matters pertaining to this information are correct as at the date of this document. However you should note that taxation, legal and other matters may change from time to time. You should be aware that past performance is not a reliable indicator of future performance. You should also note that this information has been prepared solely for your personal use and it cannot be relied upon by other persons or third parties. To the extent permissible by law, LDB Financial Group Pty Ltd, its directors, officers and staff, excludes all liability for any loss or damage whether direct, indirect or consequential, arising in any way out of the use of or in relation to the information contained in this document or results obtained from the use of it.

85000 - Income Tax Payable/Refundable

2020 Financial Year

Preparer Kelly Fu

Reviewer Kelly Fu

Status Completed

| Account Code | Description | CY Balance | LY Balance | Change |
|--------------|-------------------------------|-------------------|-------------------|----------|
| 85000 | Income Tax Payable/Refundable | (\$1,250.21) | (\$1,852.45) | (32.51)% |
| TOTAL | | CY Balance | LY Balance | |
| | | (\$1,250.21) | (\$1,852.45) | |

Supporting Documents

- Tax Reconciliation Report [Report](#)
- Statement of Taxable Income [Report](#)
- 85000 - ATO total PAYGI, ITA.pdf

Standard Checklist

- Attach Actuarial Certificate (if applicable)
- Attach any other Tax reconciliations
- Attach copy of Exempt Pension Reconciliation (if applicable)
- Attach copy of Non Deductible Expense Reconciliation (if applicable)
- Attach copy of Statement of Taxable Income
- Attach copy of Tax Reconciliation Report
- Confirm Transactions in ATO Portal

Franke Family Superfund
Statement of Taxable Income

For the year ended 30 June 2020

| | 2020 |
|--|------------------|
| | \$ |
| Benefits accrued as a result of operations | (20,822.03) |
| Less | |
| Realised Accounting Capital Gains | 26,104.29 |
| | <u>26,104.29</u> |
| Add | |
| Decrease in MV of investments | 45,734.50 |
| Pension Payments | 9,368.00 |
| Franking Credits | 657.39 |
| Net Capital Gains | 13,233.00 |
| Benefits Paid/Transfers Out | 3,000.00 |
| | <u>71,992.89</u> |
| SMSF Annual Return Rounding | (2.57) |
| | <u>25,064.00</u> |
| Taxable Income or Loss | <u>25,064.00</u> |
| Income Tax on Taxable Income or Loss | 3,759.60 |
| Less | |
| Franking Credits | 657.39 |
| | <u>3,102.21</u> |
| CURRENT TAX OR REFUND | <u>3,102.21</u> |
| Supervisory Levy | 259.00 |
| Income Tax Instalments Paid | (1,852.00) |
| | <u>1,509.21</u> |
| AMOUNT DUE OR REFUNDABLE | <u>1,509.21</u> |

Franke Family Superfund

Tax Reconciliation Report

For the year ended 30 June 2020

| Tax Return Label | Date | Account Code | Account Name | Amount \$ |
|--|------------|--------------------|---------------------------------|------------------|
| A - Net capital gain | | | | |
| | | | | 13,233.38 |
| Sub-Total | | | | 13,233.38 |
| Ignore Cents | | | | 0.38 |
| Total | | | | 13,233.00 |
| C - Income - Gross interest | | | | |
| | 31/07/2019 | 25000/MBL961568292 | Macquarie CMA | 55.66 |
| | 30/08/2019 | 25000/MBL961568292 | Macquarie CMA | 54.87 |
| | 30/09/2019 | 25000/MBL961568292 | Macquarie CMA | 50.79 |
| | 31/10/2019 | 25000/MBL961568292 | Macquarie CMA | 38.50 |
| | 29/11/2019 | 25000/MBL961568292 | Macquarie CMA | 35.49 |
| | 31/12/2019 | 25000/MBL961568292 | Macquarie CMA | 36.55 |
| | 31/01/2020 | 25000/MBL961568292 | Macquarie CMA | 34.62 |
| | 28/02/2020 | 25000/MBL961568292 | Macquarie CMA | 30.28 |
| | 31/03/2020 | 25000/MBL961568292 | Macquarie CMA | 12.54 |
| | 30/04/2020 | 25000/MBL961568292 | Macquarie CMA | 1.51 |
| | 29/05/2020 | 25000/MBL961568292 | Macquarie CMA | 3.53 |
| | 30/06/2020 | 25000/MBL961568292 | Macquarie CMA | 3.75 |
| Sub-Total | | | | 358.09 |
| Ignore Cents | | | | 0.09 |
| Total | | | | 358.00 |
| J - Unfranked dividend amount | | | | |
| | 09/10/2019 | 23900/CCL.AX | Coca-cola Amatil Limited | 250.00 |
| | 15/04/2020 | 23900/CCL.AX | Coca-cola Amatil Limited | 260.00 |
| Sub-Total | | | | 510.00 |
| Ignore Cents | | | | 0.00 |
| Total | | | | 510.00 |
| K - Franked dividend amount | | | | |
| | 03/07/2019 | 23900/NAB.AX | National Australia Bank Limited | 348.60 |
| | 20/09/2019 | 23900/WPL.AX | Woodside Petroleum Ltd | 151.73 |
| | 26/09/2019 | 23900/STO.AX | Santos Limited | 186.40 |
| | 27/09/2019 | 23900/HLS.AX | Healius Limited | 102.68 |
| | 12/12/2019 | 23900/NAB.AX | National Australia Bank Limited | 348.60 |
| | 20/03/2020 | 23900/WPL.AX | Woodside Petroleum Ltd | 236.93 |
| | 26/03/2020 | 23900/STO.AX | Santos Limited | 158.94 |
| Sub-Total | | | | 1,533.88 |
| Ignore Cents | | | | 0.88 |
| Total | | | | 1,533.00 |
| L - Income - Dividend franking credit | | | | |
| | 03/07/2019 | 23900/NAB.AX | National Australia Bank Limited | 149.40 |
| | 20/09/2019 | 23900/WPL.AX | Woodside Petroleum Ltd | 65.03 |
| | 26/09/2019 | 23900/STO.AX | Santos Limited | 79.89 |

Franke Family Superfund

Tax Reconciliation Report

For the year ended 30 June 2020

| Tax Return Label | Date | Account Code | Account Name | Amount \$ |
|--|------------|---------------------|--|------------------|
| L - Income - Dividend franking credit | | | | |
| | 27/09/2019 | 23900/HLS.AX | Healius Limited | 44.01 |
| | 12/12/2019 | 23900/NAB.AX | National Australia Bank Limited | 149.40 |
| | 20/03/2020 | 23900/WPL.AX | Woodside Petroleum Ltd | 101.54 |
| | 26/03/2020 | 23900/STO.AX | Santos Limited | 68.12 |
| Sub-Total | | | | 657.39 |
| Ignore Cents | | | | 0.39 |
| Total | | | | 657.00 |
| R1 - Assessable employer contributions | | | | |
| | 06/08/2019 | 24200/FRADEA00002A | (Contributions) Franke, Dean - Accumulation (Accumulation) | 1,322.12 |
| | 03/09/2019 | 24200/FRADEA00002A | (Contributions) Franke, Dean - Accumulation (Accumulation) | 1,057.69 |
| | 03/10/2019 | 24200/FRADEA00002A | (Contributions) Franke, Dean - Accumulation (Accumulation) | 1,057.69 |
| | 05/11/2019 | 24200/FRADEA00002A | (Contributions) Franke, Dean - Accumulation (Accumulation) | 1,322.12 |
| | 04/12/2019 | 24200/FRADEA00002A | (Contributions) Franke, Dean - Accumulation (Accumulation) | 1,057.69 |
| | 23/12/2019 | 24200/FRADEA00002A | (Contributions) Franke, Dean - Accumulation (Accumulation) | 1,322.10 |
| | 04/02/2020 | 24200/FRADEA00002A | (Contributions) Franke, Dean - Accumulation (Accumulation) | 1,057.70 |
| | 03/03/2020 | 24200/FRADEA00002A | (Contributions) Franke, Dean - Accumulation (Accumulation) | 1,057.69 |
| | 03/04/2020 | 24200/FRADEA00002A | (Contributions) Franke, Dean - Accumulation (Accumulation) | 1,057.69 |
| | 04/05/2020 | 24200/FRADEA00002A | (Contributions) Franke, Dean - Accumulation (Accumulation) | 1,322.12 |
| | 28/05/2020 | 24200/FRADEA00002A | (Contributions) Franke, Dean - Accumulation (Accumulation) | 1,057.69 |
| | 25/06/2020 | 24200/FRADEA00002A | (Contributions) Franke, Dean - Accumulation (Accumulation) | 1,057.69 |
| Sub-Total | | | | 13,749.99 |
| Ignore Cents | | | | 0.99 |
| Total | | | | 13,749.00 |
| R - Assessable contributions (R1 plus R2 plus R3 less R6) | | | | |
| | | | Assessable employer contributions | 13,749.99 |
| Sub-Total | | | | 13,749.99 |
| Ignore Cents | | | | 0.99 |
| Total | | | | 13,749.00 |
| S - Income - Other income | | | | |
| | 02/07/2019 | 26500/FRANKESF_DUMM | Rebate of Advisor Commission YINVEST | 9.76 |
| | 02/08/2019 | 26500/FRANKESF_DUMM | Rebate of Advisor Commission YINVEST | 18.02 |
| | 03/09/2019 | 26500/FRANKESF_DUMM | Rebate of Advisor Commission YINVEST | 18.19 |
| | 02/10/2019 | 26500/FRANKESF_DUMM | Rebate of Advisor Commission YINVEST | 16.92 |
| | 04/11/2019 | 26500/FRANKESF_DUMM | Rebate of Advisor Commission YINVEST | 17.83 |
| | 03/12/2019 | 26500/FRANKESF_DUM | Rebate of Advisor Commission | 17.18 |

Franke Family Superfund

Tax Reconciliation Report

For the year ended 30 June 2020

| Tax Return Label | Date | Account Code | Account Name | Amount \$ |
|---|------------|---------------------|-------------------------------|------------------|
| S - Income - Other income | | | | |
| | | MYINVEST | | |
| | 03/01/2020 | 26500/FRANKESF_DUMM | Rebate of Advisor Commission | 17.66 |
| | | YINVEST | | |
| | 04/02/2020 | 26500/FRANKESF_DUMM | Rebate of Advisor Commission | 16.86 |
| | | YINVEST | | |
| | 03/03/2020 | 26500/FRANKESF_DUMM | Rebate of Advisor Commission | 14.78 |
| | | YINVEST | | |
| | 02/04/2020 | 26500/FRANKESF_DUMM | Rebate of Advisor Commission | 9.54 |
| | | YINVEST | | |
| | 04/05/2020 | 26500/FRANKESF_DUMM | Rebate of Advisor Commission | 7.68 |
| | | YINVEST | | |
| | 02/06/2020 | 26500/FRANKESF_DUMM | Rebate of Advisor Commission | 17.80 |
| | | YINVEST | | |
| Sub-Total | | | | 182.22 |
| Ignore Cents | | | | 0.22 |
| Total | | | | 182.00 |
| W - GROSS INCOME (Sum of labels A to U) | | | | |
| | | | | 30,222.00 |
| Sub-Total | | | | 30,222.00 |
| Ignore Cents | | | | 0.00 |
| Total | | | | 30,222.00 |
| V - TOTAL ASSESSABLE INCOME (W less Y) | | | | |
| | | | | 30,222.00 |
| Sub-Total | | | | 30,222.00 |
| Ignore Cents | | | | 0.00 |
| Total | | | | 30,222.00 |
| H1 - Expenses - SMSF auditor fee | | | | |
| | 21/01/2020 | 30700 | Auditor's Remuneration | 770.00 |
| Sub-Total | | | | 770.00 |
| Ignore Cents | | | | 0.00 |
| Total | | | | 770.00 |
| J1 - Expenses - Management and administration expenses | | | | |
| | 01/07/2019 | 31500 | Bank Charges | 2.50 |
| | 02/01/2020 | 31500 | Bank Charges | 2.50 |
| | 21/01/2020 | 30100 | Accountancy Fees | 1,870.00 |
| | 06/05/2020 | 30800 | ASIC Fees | 54.00 |
| | 18/05/2020 | 30900 | Advisor Fees | 2,200.00 |
| | 21/01/2020 | 30400 | ATO Supervisory Levy | 259.00 |
| Sub-Total | | | | 4,388.00 |
| Ignore Cents | | | | 0.00 |
| Total | | | | 4,388.00 |
| L2 - Expenses - Other amounts (Non-deductible) | | | | |
| | 18/11/2019 | 85000 | Income Tax Payable/Refundable | 3,920.00 |
| | 21/01/2020 | 85000 | Income Tax Payable/Refundable | 1,852.45 |

Franke Family Superfund**Tax Reconciliation Report**

For the year ended 30 June 2020

| Tax Return Label | Date | Account Code | Account Name | Amount \$ |
|---|------|--------------|--------------|--------------|
| L2 - Expenses - Other amounts (Non-deductible) | | | | |
| Sub-Total | | | | 5,772.45 |
| Ignore Cents | | | | 0.45 |
| Total | | | | 5,772.00 |
| N - TOTAL DEDUCTIONS | | | | |
| | | | | 5,158.00 |
| Sub-Total | | | | 5,158.00 |
| Ignore Cents | | | | 0.00 |
| Total | | | | 5,158.00 |
| Y - TOTAL NON DEDUCTIBLE EXPENSES | | | | |
| | | | | 5,772.00 |
| Sub-Total | | | | 5,772.00 |
| Ignore Cents | | | | 0.00 |
| Total | | | | 5,772.00 |
| O - TAXABLE INCOME OR LOSS | | | | |
| | | | | 25,064.00 |
| Sub-Total | | | | 25,064.00 |
| Ignore Cents | | | | 0.00 |
| Total | | | | 25,064.00 |
| Z - TOTAL SMSF EXPENSES | | | | |
| | | | | 10,930.00 |
| Sub-Total | | | | 10,930.00 |
| Ignore Cents | | | | 0.00 |
| Total | | | | 10,930.00 |
| A - Taxable income | | | | |
| | | | | 25,064.00 |
| Sub-Total | | | | 25,064.00 |
| Ignore Cents | | | | 0.00 |
| Total | | | | 25,064.00 |
| T1 - Tax on taxable income | | | | |
| | | | | 3,759.60 |
| Sub-Total | | | | 3,759.60 |
| Ignore Cents | | | | 0.00 |
| Total | | | | 3,759.60 |
| B - Gross Tax | | | | |
| | | | | 3,759.60 |
| Sub-Total | | | | 3,759.60 |
| Ignore Cents | | | | 0.00 |
| Total | | | | 3,759.60 |
| T2 - SUBTOTAL | | | | |

Franke Family Superfund

Tax Reconciliation Report

For the year ended 30 June 2020

| Tax Return Label | Date | Account Code | Account Name | Amount \$ |
|--|------------|--------------|---------------------------------|-----------------|
| T2 - SUBTOTAL | | | | |
| | | | | 3,759.60 |
| Sub-Total | | | | 3,759.60 |
| Ignore Cents | | | | 0.00 |
| Total | | | | 3,759.60 |
| T3 - SUBTOTAL 2 | | | | |
| | | | | 3,759.60 |
| Sub-Total | | | | 3,759.60 |
| Ignore Cents | | | | 0.00 |
| Total | | | | 3,759.60 |
| E1 - Complying fund's franking credits tax offset | | | | |
| | 03/07/2019 | 23900/NAB.AX | National Australia Bank Limited | 149.40 |
| | 20/09/2019 | 23900/WPL.AX | Woodside Petroleum Ltd | 65.03 |
| | 26/09/2019 | 23900/STO.AX | Santos Limited | 79.89 |
| | 27/09/2019 | 23900/HLS.AX | Healius Limited | 44.01 |
| | 12/12/2019 | 23900/NAB.AX | National Australia Bank Limited | 149.40 |
| | 20/03/2020 | 23900/WPL.AX | Woodside Petroleum Ltd | 101.54 |
| | 26/03/2020 | 23900/STO.AX | Santos Limited | 68.12 |
| Sub-Total | | | | 657.39 |
| Ignore Cents | | | | 0.00 |
| Total | | | | 657.39 |
| E - Refundable tax offsets | | | | |
| | | | | 657.39 |
| Sub-Total | | | | 657.39 |
| Ignore Cents | | | | 0.00 |
| Total | | | | 657.39 |
| T5 - TAX PAYABLE | | | | |
| | | | | 3,102.21 |
| Sub-Total | | | | 3,102.21 |
| Ignore Cents | | | | 0.00 |
| Total | | | | 3,102.21 |
| K - PAYG instalments raised | | | | |
| | 30/06/2020 | 85000 | Income Tax Payable/Refundable | 1,852.00 |
| Sub-Total | | | | 1,852.00 |
| Ignore Cents | | | | 0.00 |
| Total | | | | 1,852.00 |
| L - Supervisory levy | | | | |
| | | | | 259.00 |
| Sub-Total | | | | 259.00 |
| Ignore Cents | | | | 0.00 |
| Total | | | | 259.00 |

Franke Family Superfund

Tax Reconciliation Report

For the year ended 30 June 2020

| Tax Return Label | Date | Account Code | Account Name | Amount \$ |
|-------------------------------------|-------------|---------------------|---------------------|----------------------------|
| S - AMOUNT DUE OR REFUNDABLE | | | | |
| | | | | 1,509.21 |
| Sub-Total | | | | 1,509.21 |
| Ignore Cents | | | | 0.00 |
| Total | | | | 1,509.21 |



Activity statement 001

Tax type summary

| | |
|------------------------|-----------------------------|
| Income tax year | 2020 |
| Period | 01 July 2019 - 30 June 2020 |
| Type | Pay as you go Instalments |
| Balance | \$1,852.00 DR |

Transactions

| Processed date | Effective date | Description | Debit (DR) | Credit (CR) | Balance |
|----------------|----------------|--|------------|-------------|---------------|
| 25/10/2020 | 21/10/2020 | Original Activity Statement for the period ending 30 Jun 20 - PAYG Instalments | \$1,852.00 | | \$1,852.00 DR |



Income tax 551

| | |
|-----------------------|------------|
| Date generated | 17/11/2020 |
| Overdue | \$0.00 |
| Not yet due | \$0.00 |
| Balance | \$0.00 |

Transactions

3 results found - from **01 July 2019** to **17 November 2020** sorted by **processed date** ordered **newest to oldest**

| Processed date | Effective date | Description | Debit (DR) | Credit (CR) | Balance |
|----------------|----------------|---|------------|-------------|---------------|
| 4 Feb 2020 | 7 Feb 2020 | EFT refund for Income Tax for the period from 01 Jul 18 to 30 Jun 19 | \$3,920.00 | | \$0.00 |
| 23 Jan 2020 | 23 Jan 2020 | Tax return Self Man Superfund - Income Tax for the period from 01 Jul 18 to 30 Jun 19 | | \$1,808.55 | \$3,920.00 CR |
| 22 Jan 2020 | 21 Jan 2020 | Payment received | | \$2,111.45 | \$2,111.45 CR |

86000 - PAYG Payable

2020 Financial Year

Preparer Kelly Fu

Reviewer Kelly Fu

Status Completed

| Account Code | Description | CY Balance | LY Balance | Change |
|--------------|--------------|-------------------|-------------------|--------|
| 86000 | PAYG Payable | (\$1,852.00) | | 100% |
| TOTAL | | CY Balance | LY Balance | |
| | | (\$1,852.00) | | |

Supporting Documents

- 86000 - ATO ICA.pdf

Standard Checklist

- Attach copy of PAYG Payment Summary
- Confirm Transactions in ATO Portal



Activity statement 001

| | |
|-----------------------|---------------|
| Date generated | 17/11/2020 |
| Overdue | \$1,852.00 DR |
| Not yet due | \$0.00 |
| Balance | \$1,852.00 DR |

Transactions

6 results found - from **01 July 2019** to **17 November 2020** sorted by **processed date** ordered **newest to oldest**

| Processed date | Effective date | Description | Debit (DR) | Credit (CR) | Balance |
|----------------|----------------|---|------------|-------------|---------------|
| 2 Nov 2020 | 2 Nov 2020 | General interest charge | | | \$1,852.00 DR |
| 25 Oct 2020 | 21 Oct 2020 | Original Activity Statement for the period ending 30 Jun 20 - PAYG Instalments | \$1,852.00 | | \$1,852.00 DR |
| 30 Nov 2019 | 30 Nov 2019 | General interest charge | | | \$0.00 |
| 30 Nov 2019 | 26 Oct 2019 | General interest charge | | | \$0.00 |
| 19 Nov 2019 | 18 Nov 2019 | Payment | | \$3,920.00 | \$0.00 |
| 27 Oct 2019 | 21 Oct 2019 | Original Activity Statement for the period ending 30 Jun 19 - PAYG Instalments | \$3,920.00 | | \$3,920.00 DR |

89000 - Deferred Tax Liability/Asset

2020 Financial Year

Preparer Kelly Fu

Reviewer Kelly Fu

Status Completed

| Account Code | Description | CY Balance | LY Balance | Change |
|--------------|------------------------------|-------------------|-------------------|--------|
| 89000 | Deferred Tax Liability/Asset | \$10,731.06 | \$7,681.66 | 39.7% |
| TOTAL | | CY Balance | LY Balance | |
| | | \$10,731.06 | \$7,681.66 | |

Supporting Documents

- Deferred Tax Reconciliation Report [Report](#)

Standard Checklist

- Attach all source documentation and confirmations of Liability
- Attach copy of Deferred Tax Reconciliation Report

Franke Family Superfund

Deferred Tax Reconciliation

For The Period 01 July 2019 - 30 June 2020

| Investment Code | Investment Name | Revaluation/Tax Deferred | Permanent Difference (Non-Assessable) | Temporary Difference (Assessable) | Temporary Difference (Accumulation Portion) |
|---|------------------------------------|--------------------------|---------------------------------------|-----------------------------------|---|
| Revaluations | | | | | |
| BHP.AX | BHP Group Limited | (2,843.00) | (947.67) | (1,895.33) | (1,895.33) |
| OEL.AX | Otto Energy Limited | (4,700.00) | (1,566.67) | (3,133.33) | (3,133.33) |
| STO.AX | Santos Limited | (3,738.00) | (1,246.00) | (2,492.00) | (2,492.00) |
| CCL.AX | Coca-cola Amatil Limited | (1,560.00) | (520.00) | (1,040.00) | (1,040.00) |
| BYE.AX | Byron Energy Limited | (11,250.00) | (3,750.00) | (7,500.00) | (7,500.00) |
| QUB.AX | Qube Holdings Limited | (5,083.60) | (1,694.53) | (3,389.07) | (3,389.07) |
| WPL.AX | Woodside Petroleum Ltd | (4,192.35) | (1,397.45) | (2,794.90) | (2,794.90) |
| 88E.AX | 88 Energy Limited | (1,978.02) | (659.34) | (1,318.68) | (1,318.68) |
| HLS.AX | Healius Limited | 90.60 | 30.20 | 60.40 | 60.40 |
| CAN.AX | Cann Group Limited | (6,108.68) | (2,036.23) | (4,072.45) | (4,072.45) |
| NAB.AX | National Australia Bank Limited | (2,853.68) | (951.23) | (1,902.45) | (1,902.45) |
| BFC.AX | Beston Global Food Company Limited | (1,517.77) | (505.92) | (1,011.85) | (1,011.85) |
| | | (45,734.50) | (15,244.84) | (30,489.66) | (30,489.66) |
| Total | | (45,734.50) | (15,244.84) | (30,489.66) | (30,489.66) |
| Deferred Tax Liability (Asset) Summary | | | | | |
| Opening Balance | | (7,681.66) | | | |
| Current Year Transactions | | (4,573.45) | | | |
| Total Capital Losses | | 0.00 | | | |
| Total Tax Losses | | 0.00 | | | |
| Deferred Tax WriteBacks/Adjustment | | 0.00 | | | |

Capital Loss carried forward recouped

1,524.05

Tax Loss carried forward recouped

0.00

Closing Balance

(10,731.06)

A - Financial Statements

2020 Financial Year

Preparer Kelly Fu

Reviewer Kelly Fu

Status N/A - Not Applicable

Supporting Documents

No supporting documents

Standard Checklist

- Attach copy of Financial Statements
- Attach copy of SMSF Annual Return

B - Permanent Documents

2020 Financial Year

Preparer Kelly Fu

Reviewer Kelly Fu

Status N/A - Not Applicable

Supporting Documents

- Fund Summary Report Report

Standard Checklist

- Attach latest copy of ASIC annual company statement (if corporate trustee)
- Ensure latest copies of ATO Trustee Declarations and ATO confirmation that the fund is a regulated fund is attached.
- Ensure latest copies of trustee consents, member consents and registers are attached
- Ensure latest copy of trust deed (including amendments) are attached
- Use [Australian Business Register](#) to ensure details are correct
- Use [Super Fund Lookup](#) to check the eligibility to receive rollovers and contributions

Franke Family Superfund

Fund Summary Report

As at 30/06/2020

Fund Details

Date Formed: 06/04/2011

Tax File Number: Provided

ABN: 83429583589

Period: 01/07/2019 - 30/06/2020

Fund Type: SMSF

GST Registered: No

Postal Address:

76 Lakeside Circuit
Encounter Bay, South Australia 5211

Physical Address:

76 Lakeside Circuit
Encounter Bay, South Australia 5211

Members

Number of Members: 3

| Name | Age | Member Accounts | Pension Accounts | Tax File Number | Beneficiary Details |
|------------------|-----|-----------------|------------------|-----------------|---------------------|
| Franke, Dean | 60 | 2 | 1 | Provided | Not Provided |
| Franke, Jennifer | 55 | 1 | 0 | Provided | Not Provided |
| Franke, Matthew | 25 | 1 | 0 | Provided | Not Provided |

Fund Relationships

| Relationship Type | Contact |
|-------------------|--|
| Auditor | Boys, Anthony William |
| Fund Contact | Franke, Dean |
| Tax Agent | PDK Financial Synergy Pty Ltd |
| Trustee | Jendema Pty Ltd Franke, Dean Franke, Jennifer Franke, Matthew |

C - Other Documents

2020 Financial Year

Preparer Kelly Fu

Reviewer Kelly Fu

Status N/A - Not Applicable

Supporting Documents

No supporting documents

Standard Checklist

- Attach copy of any SOAs issued during the Financial Year
- Attach copy of Investment Strategy
- Attach signed Engagement Letter
- Attach signed Trustee Representation Letter
- Attach Trustee Minutes prepared during the year

D - Pension Documentation

2020 Financial Year

Preparer Kelly Fu

Reviewer Kelly Fu

Status N/A - Not Applicable

Supporting Documents

- Transfer Balance Account Summary Report
- Pension Summary Report Report

Standard Checklist

- Attach Actuarial Certificate
- Attach documentation supporting any pensions commenced during the financial year
- Attach documentation supporting any pensions commuted during the financial year
- Ensure correct Transfer Balance Account Reports have been lodged with the ATO

Franke Family Superfund

Pension Summary Report

As at 30/06/2020

Member Name : Franke, Dean

Member Age : 59* (Date of Birth : 06/03/1960)

| Member Code | Pension Type | Pension Start Date | Tax Free | Min / PF | Minimum | Maximum | Gross Pension Payments | PAYG | Net Pension Payment | Amount to reach Minimum |
|------------------|----------------------------------|--------------------|----------|----------|-------------|------------|------------------------|--------|---------------------|-------------------------|
| FRADEA 00001P | Transition to Retirement Pension | 01/07/2015 | 26.74% | 2.00% | \$1,870.00* | \$9,368.76 | \$9,368.00 | \$0.00 | \$9,368.00 | NIL |

*COVID-19 50% reduction has been applied to the minimum pension amount

| | | | | | | | | | | |
|--|--|--|--|--|-------------------|-------------------|-------------------|---------------|-------------------|---------------|
| | | | | | \$1,870.00 | \$9,368.76 | \$9,368.00 | \$0.00 | \$9,368.00 | \$0.00 |
|--|--|--|--|--|-------------------|-------------------|-------------------|---------------|-------------------|---------------|

Total :

| | | | | | | | | | | |
|--|--|--|--|--|-------------------|-------------------|-------------------|---------------|-------------------|---------------|
| | | | | | \$1,870.00 | \$9,368.76 | \$9,368.00 | \$0.00 | \$9,368.00 | \$0.00 |
|--|--|--|--|--|-------------------|-------------------|-------------------|---------------|-------------------|---------------|

*Age as at 01/07/2019 or pension start date for new pensions.

Franke Family Superfund

Transfer Balance Account Summary

For The Period 01 July 2019 - 30 June 2020

| Member | Pension Type | Date | Lodgment Date | Transaction Type | Event Type | Debit | Credit | Balance | Cap Limit | Remaining Cap |
|--------|--------------|------|------------------|------------------|---------------|-------|--------|---------|-----------|---------------|
|--------|--------------|------|------------------|------------------|---------------|-------|--------|---------|-----------|---------------|

Dean Franke

Jennifer Franke

Matthew Franke

E - Estate Planning

2020 Financial Year

Preparer Kelly Fu

Reviewer Kelly Fu

Status N/A - Not Applicable

Supporting Documents

No supporting documents

Standard Checklist

- Attach Death Benefit Nominations (if applicable)
- Attach Life Insurance Policies (if applicable)
- Attach Reversionary Pension documentation (if applicable)
- Attach SMSF Will (if applicable)
- Review current Estate planning to ensure it matches wishes of members