

---

# Mascot Superannuation Fund

## Reports

### Table of Contents

---

#### Report Name

Fund Details Report

Trial Balance

General Ledger Audit Trail Report

Bank Account Movement Report

Investment Summary Report

Investment Movement and Returns Report

Investment Allocation

Foreign Cash Reconciliation

Statement of Taxable Income Report

Foreign Income and Expenses Worksheet

Tax Accounting Reconciliation

Realised Capital Gains Report

Unrealised Capital Gains Report

---

## Mascot Superannuation Fund

### Fund Details Report

---

#### Fund Details

Fund Start Date	26 June 1989
Fund Code	MASCOSF
Name	Mascot Superannuation Fund
Previous Name	
Legal Type	SMSF
Is Resident	True
ABN	95 214 407 683
TFN	95598306
SFN	
RSE Registration Number	
RSE Effective Date	

#### Fund Contact Details

Phone	
Fax	
Email	
URL	
Use Physical Address for Mailing	False
<b>Physical Address</b>	
Line 1	37 Tarlington Place
Line 2	
Line 3	
Suburb	SMITHFIELD
State	NSW
Postcode	2164
Validate Address	False
<b>Mailing Address</b>	
Addressee	
Line 1	14 Viret Street
Line 2	
Line 3	
Suburb	HUNTERS HILL
State	NSW
Postcode	2110
Validate Address	False

#### Trust Deeds

<b>Deed Date</b>	26 June 1989	<b>Date Printed</b>	
<b>Jurisdiction</b>	NSW	<b>Deed Type</b>	Establishment
<b>Trustee Name</b>	Mascot Foundry (Sales) Pty Ltd		
<b>Deed Source</b>	Not Supplied		
<b>Comments</b>			

---

## Mascot Superannuation Fund

### Fund Details Report

---

#### Fund Investment Returns

Financial Year	Rate Of Return
2020	Not Recorded
2019	Not Recorded
2018	Not Recorded
2017	Not Recorded
2016	Not Recorded
2015	Not Recorded
2014	Not Recorded
2013	Not Recorded
2012	Not Recorded
2011	Not Recorded
2010	Not Recorded
2009	Not Recorded
2008	Not Recorded
2007	Not Recorded
2006	Not Recorded
2005	Not Recorded
2004	Not Recorded
2003	Not Recorded
2002	Not Recorded
2001	Not Recorded
2000	Not Recorded
1999	Not Recorded
1998	Not Recorded
1997	Not Recorded
1996	Not Recorded
1995	Not Recorded
1994	Not Recorded
1993	Not Recorded
1992	Not Recorded
1991	Not Recorded
1990	Not Recorded
1989	Not Recorded

---

## Mascot Superannuation Fund

### Fund Details Report

---

#### Corporate Trustee Details

Name	Mascot Foundry (Sales) Pty Ltd
ABN	
ACN	001045192
TFN	

#### Contact Details

Phone	
Fax	
Email	
URL	
Preferred Voice Contact	
Preferred Written Contact	MailingAddress
Use Physical Address for Mailing	False

#### Physical Address

Line 1	Suite 3B, 32 Fisher Road
Line 2	
Line 3	
Suburb	DEE WHY
State	NSW
Postcode	2099
Validate Address	False

#### Mailing Address

Addressee	
Line 1	P O Box 199
Line 2	
Line 3	
Suburb	HUNTERS HILL
State	NSW
Postcode	2110
Validate Address	False

---

## Mascot Superannuation Fund

### Fund Details Report

---

#### Fund Settings

Annual Return Address Default Fund

#### Fund Policy

Fund Policy Start Date

Fund Policy End Date 30 June 2008

#### GST

GST Status Non-Registered

GST Status Date

GST Tax Period

#### Pensions

Segregate for Pension Purposes False

Pension Exempt % (Actuarial)

Pension Exempt % (Expenses)

#### Tax Effect Accounting

Use Tax Effect Accounting True

Capital Loss Provision %

Income Loss Provision %

Unrealised Gains Provision %

---

#### Fund Policy

Fund Policy Start Date 1 July 2008

Fund Policy End Date 30 June 2015

#### GST

GST Status Registered

GST Status Date

GST Tax Period Quarterly

#### Pensions

Segregate for Pension Purposes False

Pension Exempt % (Actuarial)

Pension Exempt % (Expenses)

#### Tax Effect Accounting

Use Tax Effect Accounting True

Capital Loss Provision %

Income Loss Provision %

Unrealised Gains Provision %

---

#### Fund Policy

Fund Policy Start Date 1 July 2015

Fund Policy End Date 30 June 2016

#### GST

GST Status Registered

GST Status Date

GST Tax Period Quarterly

#### Pensions

Segregate for Pension Purposes False

Pension Exempt % (Actuarial) 82.57%

Pension Exempt % (Expenses)

#### Tax Effect Accounting

Use Tax Effect Accounting True

Capital Loss Provision %

Income Loss Provision %

Unrealised Gains Provision %

---

## Mascot Superannuation Fund

### Fund Details Report

#### Fund Policy

Fund Policy Start Date 1 July 2016  
Fund Policy End Date 30 June 2017

#### GST

GST Status Registered  
GST Status Date  
GST Tax Period Quarterly

#### Pensions

Segregate for Pension Purposes False  
Pension Exempt % (Actuarial) 94.45%  
Pension Exempt % (Expenses)

#### Tax Effect Accounting

Use Tax Effect Accounting True  
Capital Loss Provision %  
Income Loss Provision %  
Unrealised Gains Provision %

#### Fund Policy

Fund Policy Start Date 1 July 2017  
Fund Policy End Date

#### GST

GST Status Registered  
GST Status Date  
GST Tax Period Quarterly

#### Pensions

Segregate for Pension Purposes False  
Pension Exempt % (Actuarial) 18.40%  
Pension Exempt % (Expenses)

#### Tax Effect Accounting

Use Tax Effect Accounting True  
Capital Loss Provision %  
Income Loss Provision %  
Unrealised Gains Provision %

#### Asset Strategies

Asset Class	Minimum	Maximum	Target
Australian Equities	0.00	80.00	
Australian Fixed Interest	0.00	50.00	
Cash	0.00	100.00	
Direct Property	0.00	85.00	
International Equities	0.00	10.00	
International Fixed Interest	0.00	10.00	
Listed Property	0.00	10.00	
Other	0.00	10.00	

#### Holding References

Reference 601173  
Reference Type ExternalId  
Start Date  
End Date  
Enabled True

---

## Mascot Superannuation Fund

### Fund Details Report

---

#### Bank Accounts

<b>Code and Description</b>	<b>BOQ Sav - BOQ - Savings account</b>
Account Type	Bank Account
BSB	122-796
Account Number	22491292
Account Name	Mascot Foundry (Sales) Pty Ltd ATF Mascot Superannuation Fund
Operational Account	True
Holding Reference Type	
Holding Reference	
In-House Asset	False
<b>Code and Description</b>	<b>MQCMA - Macquarie Cash Management Account</b>
Account Type	Bank Account
BSB	182-222
Account Number	963650668
Account Name	Mascot Foundry (Sales) Pty Ltd ATF Mascot Superannuation Fund
Operational Account	True
Holding Reference Type	
Holding Reference	
In-House Asset	False
<b>Code and Description</b>	<b>WBCCMA - Westpac Cash Management Account</b>
Account Type	Bank Account
BSB	032-174
Account Number	125053
Account Name	Mascot Foundry (Sales) Pty Ltd ATF Mascot Superannuation Fund
Operational Account	True
Holding Reference Type	
Holding Reference	
In-House Asset	False
<b>Code and Description</b>	<b>WBCCR - Westpac Business Cash Reserve Account (Max-i Direct)</b>
Account Type	Bank Account
BSB	032-072
Account Number	423367
Account Name	Mascot Foundry (Sales) Pty Ltd ATF Mascot Superannuation Fund
Operational Account	True
Holding Reference Type	
Holding Reference	
In-House Asset	False

---

---

## Mascot Superannuation Fund

### Fund Details Report

---

#### Investment Accounts

---

**Code and Description** **AMP - AMP Limited**

Holding Reference Type	ExternalId
Holding Reference	601173
Security Issue Code	AMP
Market Type Code	LM
Unlisted Security Type Code	
In-House Asset	False

---

**Code and Description** **ANZ - Australia And New Zealand Banking Group Limited**

Holding Reference Type	ExternalId
Holding Reference	601173
Security Issue Code	ANZ
Market Type Code	LM
Unlisted Security Type Code	
In-House Asset	False

---

**Code and Description** **ASX - ASX Limited**

Holding Reference Type	ExternalId
Holding Reference	601173
Security Issue Code	ASX
Market Type Code	LM
Unlisted Security Type Code	
In-House Asset	False

---

**Code and Description** **ATO - ATO**

Holding Reference Type	
Holding Reference	
Security Issue Code	ATO
Market Type Code	UN
Unlisted Security Type Code	UnlistedCompany
In-House Asset	False

---

**Code and Description** **BHP - BHP Billiton Limited**

Holding Reference Type	ExternalId
Holding Reference	601173
Security Issue Code	BHP
Market Type Code	LM
Unlisted Security Type Code	
In-House Asset	False

---

**Code and Description** **BQTBW - Bakehouse Quarter Trust**

Holding Reference Type	ExternalId
Holding Reference	601173
Security Issue Code	BQTBW
Market Type Code	UN
Unlisted Security Type Code	UnlistedTrust
In-House Asset	False

---

**Code and Description** **BWF - Blackwall Limited**



---

**Mascot Superannuation Fund****Fund Details Report**

---

Holding Reference Type	ExternalId
Holding Reference	601173
Security Issue Code	BWF
Market Type Code	LM
Unlisted Security Type Code	
In-House Asset	False
<hr/>	
<b>Code and Description</b>	<b>BWR - Blackwall Property Trust - Ordinary Units Fully Paid</b>
Holding Reference Type	ExternalId
Holding Reference	601173
Security Issue Code	BWR
Market Type Code	LM
Unlisted Security Type Code	
In-House Asset	False
<hr/>	
<b>Code and Description</b>	<b>BWR_1 - Blackwall Property Trust - *845</b>
Holding Reference Type	
Holding Reference	
Security Issue Code	BWR
Market Type Code	LM
Unlisted Security Type Code	
In-House Asset	False
<hr/>	
<b>Code and Description</b>	<b>BWR_R - BWR_R</b>
Holding Reference Type	ExternalId
Holding Reference	601173
Security Issue Code	BWR_R
Market Type Code	UN
Unlisted Security Type Code	UnlistedDerivative
In-House Asset	False
<hr/>	
<b>Code and Description</b>	<b>BWRXE - Pelathon Pub Group - Stapled Securities to BWR</b>
Holding Reference Type	ExternalId
Holding Reference	601173
Security Issue Code	BWRXE
Market Type Code	LM
Unlisted Security Type Code	
In-House Asset	False
<hr/>	
<b>Code and Description</b>	<b>CBA - Commonwealth Bank Of Australia.</b>
Holding Reference Type	ExternalId
Holding Reference	601173
Security Issue Code	CBA
Market Type Code	LM
Unlisted Security Type Code	
In-House Asset	False
<hr/>	
<b>Code and Description</b>	<b>CBAR - Commonwealth Bank Of Australia. - Rights - Appsclose 08-Sep-2015 Us Prohibited</b>
Holding Reference Type	ExternalId
Holding Reference	601173
Security Issue Code	CBAR
Market Type Code	LD
Unlisted Security Type Code	
In-House Asset	False

---

---

## Mascot Superannuation Fund

### Fund Details Report

---

<b>Code and Description</b>	<b>CWN - Crown Resorts Limited</b>
Holding Reference Type	ExternalId
Holding Reference	601173
Security Issue Code	CWN
Market Type Code	LM
Unlisted Security Type Code	
In-House Asset	False
<b>Code and Description</b>	<b>CYB - Cybg PLC - Cdi 1:1 Foreign Exempt Lse</b>
Holding Reference Type	ExternalId
Holding Reference	601173
Security Issue Code	CYB
Market Type Code	LM
Unlisted Security Type Code	
In-House Asset	False
<b>Code and Description</b>	<b>MEGP - M.E.G. Properties Pty Ltd</b>
Holding Reference Type	
Holding Reference	
Security Issue Code	MEGP
Market Type Code	UN
Unlisted Security Type Code	UnlistedCompany
In-House Asset	False
<b>Code and Description</b>	<b>MGX - Mount Gibson Iron Limited</b>
Holding Reference Type	ExternalId
Holding Reference	601173
Security Issue Code	MGX
Market Type Code	LM
Unlisted Security Type Code	
In-House Asset	False
<b>Code and Description</b>	<b>NAB - National Australia Bank Limited</b>
Holding Reference Type	ExternalId
Holding Reference	601173
Security Issue Code	NAB
Market Type Code	LM
Unlisted Security Type Code	
In-House Asset	False
<b>Code and Description</b>	<b>OEG - Orpheus Energy Limited</b>
Holding Reference Type	ExternalId
Holding Reference	601173
Security Issue Code	OEG
Market Type Code	LM
Unlisted Security Type Code	
In-House Asset	False
<b>Code and Description</b>	<b>OMIP7 - OMIP-220 Limited - Series 7</b>
Holding Reference Type	
Holding Reference	
Security Issue Code	OMIP7
Market Type Code	UN
Unlisted Security Type Code	UnlistedTrust
In-House Asset	False

---

## Mascot Superannuation Fund

### Fund Details Report

---

<b>Code and Description</b>	<b>OMN - Onemarket Limited</b>
-----------------------------	--------------------------------

Holding Reference Type	ExternalId
Holding Reference	601173
Security Issue Code	OMN
Market Type Code	LM
Unlisted Security Type Code	
In-House Asset	False

---

<b>Code and Description</b>	<b>PPEL - Pelorus Private Equity Limited</b>
-----------------------------	--

Holding Reference Type	
Holding Reference	
Security Issue Code	PPEL
Market Type Code	UN
Unlisted Security Type Code	UnlistedCompany
In-House Asset	False

---

<b>Code and Description</b>	<b>PPT - Perpetual Limited</b>
-----------------------------	--------------------------------

Holding Reference Type	ExternalId
Holding Reference	601173
Security Issue Code	PPT
Market Type Code	LM
Unlisted Security Type Code	
In-House Asset	False

---

<b>Code and Description</b>	<b>QAN - Qantas Airways Limited</b>
-----------------------------	-------------------------------------

Holding Reference Type	ExternalId
Holding Reference	601173
Security Issue Code	QAN
Market Type Code	LM
Unlisted Security Type Code	
In-House Asset	False

---

<b>Code and Description</b>	<b>S32 - South32 Limited</b>
-----------------------------	------------------------------

Holding Reference Type	ExternalId
Holding Reference	601173
Security Issue Code	S32
Market Type Code	LM
Unlisted Security Type Code	
In-House Asset	False

---

<b>Code and Description</b>	<b>SCG - Scentre Group - Stapled Securities</b>
-----------------------------	---

Holding Reference Type	ExternalId
Holding Reference	601173
Security Issue Code	SCG
Market Type Code	LM
Unlisted Security Type Code	
In-House Asset	False

---

<b>Code and Description</b>	<b>SNS - Sensen Networks Limited</b>
-----------------------------	--------------------------------------

---

## Mascot Superannuation Fund

### Fund Details Report

---

Holding Reference Type	ExternalId
Holding Reference	601173
Security Issue Code	SNS
Market Type Code	LM
Unlisted Security Type Code	
In-House Asset	False
<b>Code and Description</b>	<b>SPPAC - Space Pac Holdings Ltd</b>
Holding Reference Type	
Holding Reference	
Security Issue Code	SPPAC
Market Type Code	UN
Unlisted Security Type Code	UnlistedCompany
In-House Asset	False
<b>Code and Description</b>	<b>THTBW - Blackwall Telstra House Trust</b>
Holding Reference Type	ExternalId
Holding Reference	601173
Security Issue Code	THTBW
Market Type Code	UN
Unlisted Security Type Code	UnlistedTrust
In-House Asset	False
<b>Code and Description</b>	<b>TLS - Telstra Corporation Limited.</b>
Holding Reference Type	ExternalId
Holding Reference	601173
Security Issue Code	TLS
Market Type Code	LM
Unlisted Security Type Code	
In-House Asset	False
<b>Code and Description</b>	<b>URW - Unibail-Rodamco-Westfield - Cdi 20:1 Foreign Exempt Xpar</b>
Holding Reference Type	ExternalId
Holding Reference	601173
Security Issue Code	URW
Market Type Code	LM
Unlisted Security Type Code	
In-House Asset	False
<b>Code and Description</b>	<b>WBC - Westpac Banking Corporation</b>
Holding Reference Type	ExternalId
Holding Reference	601173
Security Issue Code	WBC
Market Type Code	LM
Unlisted Security Type Code	
In-House Asset	False
<b>Code and Description</b>	<b>WBCR - Westpac Banking Corporation - Rights-Appsclose 11Nov2015 Us Prohibited</b>
Holding Reference Type	ExternalId
Holding Reference	601173
Security Issue Code	WBCR
Market Type Code	LD
Unlisted Security Type Code	
In-House Asset	False

---

---

## Mascot Superannuation Fund

### Fund Details Report

---

<b>Code and Description</b>	<b>WES - Wesfarmers Limited</b>
Holding Reference Type	ExternalId
Holding Reference	601173
Security Issue Code	WES
Market Type Code	LM
Unlisted Security Type Code	
In-House Asset	False
<b>Code and Description</b>	<b>WFD - Westfield Corporation - Stapled Securities</b>
Holding Reference Type	ExternalId
Holding Reference	601173
Security Issue Code	WFD
Market Type Code	LM
Unlisted Security Type Code	
In-House Asset	False
<b>Code and Description</b>	<b>WFD_CASH - Cash Component of WFD from Unibail Takeover</b>
Holding Reference Type	ExternalId
Holding Reference	601173
Security Issue Code	WFD_CASH
Market Type Code	LM
Unlisted Security Type Code	
In-House Asset	False
<b>Code and Description</b>	<b>WOR - Worleyparsons Limited</b>
Holding Reference Type	ExternalId
Holding Reference	601173
Security Issue Code	WOR
Market Type Code	LM
Unlisted Security Type Code	
In-House Asset	False
<b>Code and Description</b>	<b>WPL - Woodside Petroleum Limited</b>
Holding Reference Type	ExternalId
Holding Reference	601173
Security Issue Code	WPL
Market Type Code	LM
Unlisted Security Type Code	
In-House Asset	False
<b>Code and Description</b>	<b>WPLR - Woodside Petroleum Limited - Rights-Appsclose 07Mar2018 Us Prohibited</b>
Holding Reference Type	ExternalId
Holding Reference	601173
Security Issue Code	WPLR
Market Type Code	LD
Unlisted Security Type Code	
In-House Asset	False
<b>Code and Description</b>	<b>YOC0018AU - Australian Unity Diversified Property Fund</b>

---

**Mascot Superannuation Fund**  
**Fund Details Report**

---

Holding Reference Type	ExternalId
Holding Reference	601173
Security Issue Code	YOC0018AU
Market Type Code	MF
Unlisted Security Type Code	
In-House Asset	False

---

---

## Mascot Superannuation Fund

### Fund Details Report

---

#### Property Accounts

**Code and Description** 22TARL - 22 Tarlington Place, Smithfield NSW 2164

Property Type True  
Registered for Land Tax False  
In-House Asset False

**Address**

Line 1 Not Supplied  
Line 2  
Line 3  
Suburb  
State  
Postcode  
Validate Address False

---

**Code and Description** PRAERO - 11 Aerolink Drive, Tullamarine

Property Type True  
Registered for Land Tax True  
In-House Asset False

**Address**

Line 1 11 Aerolink Drive  
Line 2  
Line 3  
Suburb Tullamarine  
State VIC  
Postcode 3043  
Validate Address False

---

**Code and Description** PRGNAN - 18 Boom Street, Gnangara, WA 6077

Property Type True  
Registered for Land Tax False  
In-House Asset False

**Address**

Line 1 18 Boom Street  
Line 2  
Line 3  
Suburb Gnangara  
State WA  
Postcode 6077  
Validate Address False

---

**Code and Description** PRIRO - 15-17 (Lot 7) Ironstone Road, Berrinba QLD 4117

Property Type True  
Registered for Land Tax False  
In-House Asset False

**Address**

Line 1 15-17 Ironstone Road  
Line 2  
Line 3  
Suburb Berrinba  
State QLD  
Postcode 4117  
Validate Address False

---

**Code and Description** PRRESE - Unit 16/82 Reserve Rd Artarmon NSW 2064

---

## Mascot Superannuation Fund

### Fund Details Report

---

Property Type	True
Registered for Land Tax	True
In-House Asset	False
<b>Address</b>	
Line 1	16/82 Reserve Road
Line 2	
Line 3	
Suburb	Artarmon
State	NSW
Postcode	2064
Validate Address	False

---

<b>Code and Description</b>	<b>PRTARL - 37 Tarlington Place, Smithfield</b>
Property Type	True
Registered for Land Tax	True
In-House Asset	False
<b>Address</b>	
Line 1	37 Tarlington Place
Line 2	
Line 3	
Suburb	Smithfield
State	NSW
Postcode	2164
Validate Address	False

---



---

## Mascot Superannuation Fund

### Fund Details Report

---

#### Member Details

<b>Member Number</b>	1
Title	MR
First Name	Bryan
Middle Names	William
Family Name	Taylor
Gender	Male
Date of Birth	6 August 1948
Date of Death	
Preferred Salutation	
Preferred Name	
<b>Contact Details</b>	
Preferred Voice Contact	Home
Preferred Written Contact	MailingAddress
Home Phone	
Work Phone	
Mobile	
Fax	
Direct	
Email	
Use Physical Address for Mailing	False
<b>Physical Address</b>	
Line 1	14 Viret Street
Line 2	
Line 3	
Suburb	HUNTERS HILL
State	NSW
Postcode	2110
Validate Address	False
<b>Mailing Address</b>	
Addressee	
Line 1	P O Box 199
Line 2	
Line 3	
Suburb	HUNTERS HILL
State	NSW
Postcode	2110
Validate Address	False
<b>Member Details</b>	
Join Fund Date	26 June 1989
Leave Fund Date	
ESP Start Date	26 June 1989
Australian Resident	True
TFN	114179436
Claim Tax Free Threshold	True
Death Sum Insured	
TPD Sum Insured	
Salary Continuance Sum Insured	

#### Pension Accounts

---

## Mascot Superannuation Fund

### Fund Details Report

---

<b>Pension Account Name</b>	<b>Account Based Pension 1</b>
Pension Type	AccountBased
Start Date	1 July 2010
Crystallisation Date	1 July 2010
<b>Pension Accounts</b>	
<b>Pension Account Name</b>	<b>Account Based Pension</b>
Pension Type	AccountBased
Start Date	1 July 2014
Crystallisation Date	1 July 2014
<b>Pension Accounts</b>	
<b>Pension Account Name</b>	<b>Account Based Pension 2</b>
Pension Type	AccountBased
Start Date	30 June 2011
Crystallisation Date	30 June 2011
<b>Pension Accounts</b>	
<b>Pension Account Name</b>	<b>Account Based Pension 3</b>
Pension Type	AccountBased
Start Date	1 December 2011
Crystallisation Date	1 December 2011
<b>Pension Accounts</b>	
<b>Pension Account Name</b>	<b>Account Based Pension 4</b>
Pension Type	AccountBased
Start Date	11 May 2012
Crystallisation Date	11 May 2012
<b>Pension Accounts</b>	
<b>Pension Account Name</b>	<b>Account Based Pension 5</b>
Pension Type	AccountBased
Start Date	30 June 2013
Crystallisation Date	30 June 2013
<b>Pension Accounts</b>	
<b>Pension Account Name</b>	<b>Account Based Pension 6</b>
Pension Type	AccountBased
Start Date	2 June 2016
Crystallisation Date	
<b>Pension Accounts</b>	
<b>Pension Account Name</b>	<b>Account Based Pension 7</b>
Pension Type	AccountBased
Start Date	24 November 2016
Crystallisation Date	

---

<b>Member Number</b>	<b>2</b>
Title	MRS
First Name	Joanne
Middle Names	Lea
Family Name	Taylor
Gender	Female
Date of Birth	20 November 1949
Date of Death	
Preferred Salutation	
Preferred Name	

---

## Mascot Superannuation Fund

### Fund Details Report

---

#### Contact Details

Preferred Voice Contact	Home
Preferred Written Contact	MailingAddress
Home Phone	
Work Phone	
Mobile	
Fax	
Direct	
Email	
Use Physical Address for Mailing	False

#### Physical Address

Line 1	14 Viret Street
Line 2	
Line 3	
Suburb	HUNTERS HILL
State	NSW
Postcode	2110
Validate Address	False

#### Mailing Address

Addressee	
Line 1	P O Box 199
Line 2	
Line 3	
Suburb	HUNTERS HILL
State	NSW
Postcode	2110
Validate Address	False

#### Member Details

Join Fund Date	26 June 1989
Leave Fund Date	
ESP Start Date	26 June 1989
Australian Resident	True
TFN	123247427
Claim Tax Free Threshold	True
Death Sum Insured	
TPD Sum Insured	
Salary Continuance Sum Insured	

#### Pension Accounts

##### Pension Account Name Account Based Pension

Pension Type	AccountBased
Start Date	1 July 2014
Crystallisation Date	1 July 2014

#### Pension Accounts

##### Pension Account Name Account Based Pension 1

Pension Type	AccountBased
Start Date	1 July 2010
Crystallisation Date	1 July 2010

#### Pension Accounts

##### Pension Account Name Account Based Pension 2

Pension Type	AccountBased
Start Date	30 June 2011
Crystallisation Date	30 June 2011

#### Pension Accounts

---

## Mascot Superannuation Fund

### Fund Details Report

---

<b>Pension Account Name</b>	<b>Account Based Pension 3</b>
Pension Type	AccountBased
Start Date	1 December 2011
Crystallisation Date	1 December 2011
<b>Pension Accounts</b>	
<b>Pension Account Name</b>	<b>Account Based Pension 4</b>
Pension Type	AccountBased
Start Date	11 May 2012
Crystallisation Date	11 May 2012
<b>Pension Accounts</b>	
<b>Pension Account Name</b>	<b>Account Based Pension 5</b>
Pension Type	AccountBased
Start Date	30 June 2013
Crystallisation Date	30 June 2013
<b>Pension Accounts</b>	
<b>Pension Account Name</b>	<b>Account Based Pension 6</b>
Pension Type	AccountBased
Start Date	2 June 2016
Crystallisation Date	
<b>Pension Accounts</b>	
<b>Pension Account Name</b>	<b>Account Based Pension 7</b>
Pension Type	AccountBased
Start Date	24 November 2016
Crystallisation Date	
<b>Member Number</b>	<b>3</b>
Title	MR
First Name	Nicholas
Middle Names	Bryan
Family Name	Taylor
Gender	Male
Date of Birth	4 November 1978
Date of Death	
Preferred Salutation	
Preferred Name	
<b>Contact Details</b>	
Preferred Voice Contact	Home
Preferred Written Contact	MailingAddress
Home Phone	
Work Phone	
Mobile	
Fax	
Direct	
Email	
Use Physical Address for Mailing	False
<b>Physical Address</b>	
Line 1	186-188 Johnston Street
Line 2	
Line 3	
Suburb	ANNANDALE
State	NSW
Postcode	2038
Validate Address	False

---

## Mascot Superannuation Fund

### Fund Details Report

---

#### Mailing Address

Addressee

Line 1 P O Box 199

Line 2

Line 3

Suburb HUNTERS HILL

State NSW

Postcode 2110

Validate Address False

#### Member Details

Join Fund Date 1 July 2007

Leave Fund Date

ESP Start Date 1 July 2007

Australian Resident True

TFN 361484896

Claim Tax Free Threshold True

Death Sum Insured

TPD Sum Insured

Salary Continuance Sum Insured

---

---

**Mascot Superannuation Fund**  
**Fund Details Report**

---

# Mascot Superannuation Fund

Trial Balance as at 30 June 2018

Prior Year		Description	Current Year	
Debits	Credits		Debits	Credits
		INCOME		
		Contributions		
-	100,000.00	Employer	-	50,000.00
-	950,000.00	Member	-	-
43,264.79	-	Realised Capital Gains	-	15,375.36
-	3,061,623.25	Increase in Market Value	-	1,995,541.31
-	5,848.17	Distributions	-	10,083.97
-	124,260.96	Dividends	-	113,184.54
-	-	Foreign Income	-	31.69
-	52,259.18	Interest	-	41,845.07
-	-	Non-Taxable Income	-	10.28
-	804,924.00	Rent	-	1,093,808.18
-	457.71	Other Income	-	250.47
		EXPENSE		
633,000.00	-	Pensions Paid	209,604.62	-
2,585.00	-	Accountancy Fee	2,145.00	-
67.50	-	Bank Fees	60.00	-
48.72	-	General Expense	-	-
789.15	-	General Expenses	-	-
-	-	Property Expenses	909.09	-
249.00	-	Regulatory Fees	332.00	-
259.00	-	SMSF Supervisory Levy	259.00	-
		INCOME TAX		
-	15,900.29	Income Tax Expense	403,476.06	-

# Mascot Superannuation Fund

Trial Balance as at 30 June 2018

Prior Year		Description	Current Year	
Debits	Credits		Debits	Credits
-	2,405.89	Prior Years Under Provision for Income Tax	-	-
		<b>PROFIT &amp; LOSS CLEARING ACCOUNT</b>		
4,437,416.29	-	Profit & Loss Clearing Account	2,703,345.10	-
		<b>ASSETS</b>		
1,549,786.09	-	Cash and Cash Equivalents	2,490,427.06	-
13,243,520.80	-	Direct Property	18,549,000.00	-
25,386.19	-	Managed Investments	27,688.28	-
1,521,586.79	-	Shares in Listed Companies	1,636,120.87	-
119,078.79	-	Shares in Unlisted Companies	119,771.00	-
44,070.67	-	Stapled Securities	24,930.81	-
32,653.40	-	Units In Listed Unit Trusts	36,421.10	-
59,304.97	-	Units In Unlisted Unit Trusts	77,541.77	-
115,062.88	-	Cash At Bank	181,522.99	-
-	-	Unsettled Trades	112.39	-
-	10.28	DRP Residual	-	-
22,614.33	-	Receivables	25,951.17	-
4,291.10	-	Deferred Tax Assets	3,859.40	-
42,372.70	-	Other Taxes Refundable	322,811.79	-
		<b>LIABILITIES</b>		
-	-	Unsettled Trades	-	3,570,000.00
87,700.91	-	Income Tax Payable	-	112,514.11
7,975.80	-	Deferred Tax Liability	-	234,904.28



## Mascot Superannuation Fund

Trial Balance as at 30 June 2018

Prior Year			Current Year	
Debits	Credits	Description	Debits	Credits
MEMBER ENTITLEMENTS				
-	10,453,529.98	Mr Bryan Taylor	-	12,138,459.36
-	1,024,778.62	Mr Nicholas Taylor	-	1,194,213.45
-	5,397,086.54	Mrs Joanne Taylor	-	6,246,067.43
21,993,084.87	21,993,084.87		26,816,289.50	26,816,289.50

**Mascot Superannuation Fund**  
**General Ledger Audit Trail**  
**For the period from 1 July 2017 to 30 June 2018**

Processed Date & User	Date	Description	State	Amount	
<b>Income</b>					
<b>Investment Gains · Disposal Suspense · Shares in Listed Companies · Cash Component of WFD from Unibail Takeover</b>					
23/11/2019	pasandi@armstrongadvisory.com.au	7/06/2018	Westfield Corporation Restructure - WFD to URW Cash	Accounted	9,336.71 Dr
22/10/2019	Corporate Actions Wizard	7/06/2018	Westfield Corporation Restructure - WFD to URW Cash	Accounted	9,336.71 Cr
<b>Investment Gains · Disposal Suspense · Shares in Listed Companies · Orpheus Energy Limited</b>					
21/10/2019	Corporate Actions Wizard	20/10/2017	OEG/SNS Code Change	Accounted	25,000.00 Cr
23/11/2019	pasandi@armstrongadvisory.com.au	20/10/2017	OEG/SNS Code Change	Accounted	25,000.00 Dr
<b>Investment Gains · Disposal Suspense · Shares in Listed Companies · Woodside Petroleum Limited - Rights-Appsclse</b>					
23/11/2019	pasandi@armstrongadvisory.com.au	19/03/2018	WPLR to WPL; 1:9 ACCELERATED - PAITREO ISSUE OF	Accounted	1,073.60 Dr
18/06/2019	Corporate Actions Wizard	19/03/2018	WPLR to WPL; 1:9 ACCELERATED - PAITREO ISSUE OF	Accounted	1,073.60 Cr
<b>Investment Gains · Disposal Suspense · Stapled Securities · Westfield Corporation - Stapled Securities</b>					
22/10/2019	Corporate Actions Wizard	7/06/2018	Westfield Corporation Restructure - WFD to URW Scrip	Accounted	9,195.52 Cr
22/10/2019	Corporate Actions Wizard	7/06/2018	Westfield Corporation Restructure - WFD to URW Scrip	Accounted	1,339.66 Cr
23/11/2019	pasandi@armstrongadvisory.com.au	7/06/2018	Westfield Corporation Restructure - WFD to URW Scrip	Accounted	10,535.18 Dr
<b>Investment Gains · Increase in Market Value · Direct Property · 18 Boom Street, Gnangara, WA 6077</b>					
23/11/2019	pasandi@armstrongadvisory.com.au	30/06/2018	Market Value Adjustment	Accounted	193,520.80 Dr
<b>Investment Gains · Increase in Market Value · Direct Property · 37 Tarlington Place, Smithfield</b>					
23/11/2019	pasandi@armstrongadvisory.com.au	30/06/2018	Market Value Adjustment	Accounted	1,650,000.00 Cr
<b>Investment Gains · Increase in Market Value · Direct Property · Unit 16 · 82 Reserve Rd Artarmon NSW 2064</b>					
23/11/2019	pasandi@armstrongadvisory.com.au	30/06/2018	Market Value Adjustment	Accounted	449,000.00 Cr
<b>Investment Gains · Increase in Market Value · Managed Investments · Australian Unity Diversified Property Fund</b>					
23/11/2019	pasandi@armstrongadvisory.com.au	30/06/2018	Market Value Adjustment	Accounted	2,302.09 Cr
<b>Investment Gains · Increase in Market Value · Shares in Listed Companies · AMP Limited</b>					
23/11/2019	pasandi@armstrongadvisory.com.au	30/06/2018	Market Value Adjustment	Accounted	6,520.00 Dr
<b>Investment Gains · Increase in Market Value · Shares in Listed Companies · ASX Limited</b>					
23/11/2019	pasandi@armstrongadvisory.com.au	30/06/2018	Market Value Adjustment	Accounted	5,605.60 Cr
<b>Investment Gains · Increase in Market Value · Shares in Listed Companies · Australia And New Zealand Banking Group</b>					
23/11/2019	pasandi@armstrongadvisory.com.au	30/06/2018	Market Value Adjustment	Accounted	2,676.80 Dr
<b>Investment Gains · Increase in Market Value · Shares in Listed Companies · BHP Billiton Limited</b>					
23/11/2019	pasandi@armstrongadvisory.com.au	30/06/2018	Market Value Adjustment	Accounted	71,093.44 Cr
<b>Investment Gains · Increase in Market Value · Shares in Listed Companies · Blackwall Limited</b>					
23/11/2019	pasandi@armstrongadvisory.com.au	30/06/2018	Market Value Adjustment	Accounted	671.51 Cr
<b>Investment Gains · Increase in Market Value · Shares in Listed Companies · Commonwealth Bank Of Australia.</b>					
23/11/2019	pasandi@armstrongadvisory.com.au	30/06/2018	Market Value Adjustment	Accounted	30,476.04 Dr
<b>Investment Gains · Increase in Market Value · Shares in Listed Companies · Crown Resorts Limited</b>					

**Mascot Superannuation Fund**  
**General Ledger Audit Trail**  
**For the period from 1 July 2017 to 30 June 2018**

Processed Date & User	Date	Description	State	Amount	
<b>Income</b>					
<b>Investment Gains · Increase in Market Value · Shares in Listed Companies · Crown Resorts Limited</b>					
23/11/2019 pasandi@armstrongadvisory.com.au	30/06/2018	Market Value Adjustment	Accounted	1,464.00	Cr
<b>Investment Gains · Increase in Market Value · Shares in Listed Companies · Cybg PLC - Cdi 1:1 Foreign Exempt Lse</b>					
23/11/2019 pasandi@armstrongadvisory.com.au	30/06/2018	Market Value Adjustment	Accounted	1,681.76	Cr
<b>Investment Gains · Increase in Market Value · Shares in Listed Companies · Mount Gibson Iron Limited</b>					
23/11/2019 pasandi@armstrongadvisory.com.au	30/06/2018	Market Value Adjustment	Accounted	2,745.85	Cr
<b>Investment Gains · Increase in Market Value · Shares in Listed Companies · National Australia Bank Limited</b>					
23/11/2019 pasandi@armstrongadvisory.com.au	30/06/2018	Market Value Adjustment	Accounted	17,757.15	Dr
<b>Investment Gains · Increase in Market Value · Shares in Listed Companies · Onemarket Limited</b>					
23/11/2019 pasandi@armstrongadvisory.com.au	30/06/2018	Market Value Adjustment	Accounted	8.68	Dr
<b>Investment Gains · Increase in Market Value · Shares in Listed Companies · Orpheus Energy Limited</b>					
23/11/2019 pasandi@armstrongadvisory.com.au	30/06/2018	Market Value Adjustment	Accounted	24,000.00	Cr
<b>Investment Gains · Increase in Market Value · Shares in Listed Companies · Pelathon Pub Group - Stapled Securities to</b>					
23/11/2019 pasandi@armstrongadvisory.com.au	30/06/2018	Market Value Adjustment	Accounted	516.23	Dr
<b>Investment Gains · Increase in Market Value · Shares in Listed Companies · Perpetual Limited</b>					
23/11/2019 pasandi@armstrongadvisory.com.au	30/06/2018	Market Value Adjustment	Accounted	14,270.00	Dr
<b>Investment Gains · Increase in Market Value · Shares in Listed Companies · Qantas Airways Limited</b>					
23/11/2019 pasandi@armstrongadvisory.com.au	30/06/2018	Market Value Adjustment	Accounted	2,656.72	Cr
<b>Investment Gains · Increase in Market Value · Shares in Listed Companies · Sensen Networks Limited</b>					
23/11/2019 pasandi@armstrongadvisory.com.au	30/06/2018	Market Value Adjustment	Accounted	23,400.00	Dr
<b>Investment Gains · Increase in Market Value · Shares in Listed Companies · South32 Limited</b>					
23/11/2019 pasandi@armstrongadvisory.com.au	30/06/2018	Market Value Adjustment	Accounted	6,219.84	Cr
<b>Investment Gains · Increase in Market Value · Shares in Listed Companies · Telstra Corporation Limited.</b>					
23/11/2019 pasandi@armstrongadvisory.com.au	30/06/2018	Market Value Adjustment	Accounted	9,671.76	Dr
<b>Investment Gains · Increase in Market Value · Shares in Listed Companies · Unibail-Rodamco-Westfield - Cdi 20:1 Foreign</b>					
23/11/2019 pasandi@armstrongadvisory.com.au	30/06/2018	Market Value Adjustment	Accounted	3,548.02	Cr
<b>Investment Gains · Increase in Market Value · Shares in Listed Companies · Wesfarmers Limited</b>					
23/11/2019 pasandi@armstrongadvisory.com.au	30/06/2018	Market Value Adjustment	Accounted	6,447.08	Cr
<b>Investment Gains · Increase in Market Value · Shares in Listed Companies · Westpac Banking Corporation</b>					
23/11/2019 pasandi@armstrongadvisory.com.au	30/06/2018	Market Value Adjustment	Accounted	9,504.55	Dr
<b>Investment Gains · Increase in Market Value · Shares in Listed Companies · Woodside Petroleum Limited</b>					
23/11/2019 pasandi@armstrongadvisory.com.au	30/06/2018	Market Value Adjustment	Accounted	33,746.83	Cr

**Mascot Superannuation Fund**  
**General Ledger Audit Trail**  
**For the period from 1 July 2017 to 30 June 2018**

Processed Date & User	Date	Description	State	Amount
<b>Income</b>				
<b>Investment Gains · Increase in Market Value · Shares in Listed Companies · Worleyparsons Limited</b>				
23/11/2019 pasandi@armstrongadvisory.com.au	30/06/2018	Market Value Adjustment	Accounted	33,553.60 Cr
<b>Investment Gains · Increase in Market Value · Shares in Unlisted Companies · OMIP-220 Limited - Series 7</b>				
23/11/2019 pasandi@armstrongadvisory.com.au	30/06/2018	Market Value Adjustment	Accounted	155.00 Cr
<b>Investment Gains · Increase in Market Value · Shares in Unlisted Companies · Pelorus Private Equity Limited</b>				
23/11/2019 pasandi@armstrongadvisory.com.au	30/06/2018	Market Value Adjustment	Accounted	537.21 Cr
<b>Investment Gains · Increase in Market Value · Stapled Securities · Scentre Group - Stapled Securities</b>				
23/11/2019 pasandi@armstrongadvisory.com.au	30/06/2018	Market Value Adjustment	Accounted	1,930.86 Cr
<b>Investment Gains · Increase in Market Value · Stapled Securities · Westfield Corporation - Stapled Securities</b>				
23/11/2019 pasandi@armstrongadvisory.com.au	30/06/2018	Market Value Adjustment	Accounted	15,500.59 Dr
<b>Investment Gains · Increase in Market Value · Units In Listed Unit Trusts · Blackwall Property Trust - *845</b>				
23/11/2019 pasandi@armstrongadvisory.com.au	30/06/2018	Market Value Adjustment	Accounted	1,367.70 Cr
<b>Investment Gains · Increase in Market Value · Units In Listed Unit Trusts · Blackwall Property Trust - Ordinary Units Full</b>				
23/11/2019 pasandi@armstrongadvisory.com.au	30/06/2018	Market Value Adjustment	Accounted	2,400.00 Cr
<b>Investment Gains · Increase in Market Value · Units In Unlisted Unit Trusts · Bakehouse Quarter Trust</b>				
23/11/2019 pasandi@armstrongadvisory.com.au	30/06/2018	Market Value Adjustment	Accounted	18,236.80 Cr
<b>Investment Gains · Realised Capital Gains · Shares in Listed Companies · Cash Component of WFD from Unibail Takeov</b>				
23/11/2019 pasandi@armstrongadvisory.com.au	7/06/2018	Westfield Corporation Restructure - WFD to URW Cash	Accounted	7,280.10 Cr
<b>Investment Gains · Realised Capital Gains · Shares in Listed Companies · Woodside Petroleum Limited - Rights-Appsci</b>				
23/11/2019 pasandi@armstrongadvisory.com.au	19/03/2018	WPLR to WPL; 1:9 ACCELERATED - PAITREO ISSUE OF	Accounted	1,073.60 Cr
<b>Investment Gains · Realised Capital Gains · Stapled Securities · Westfield Corporation - Stapled Securities</b>				
23/11/2019 pasandi@armstrongadvisory.com.au	7/06/2018	Westfield Corporation Restructure - WFD to URW Scrip	Accounted	7,021.66 Cr
<b>Investment Income · Distributions · Managed Investments · Australian Unity Diversified Property Fund</b>				
18/03/2019 Income Announcement	30/09/2017	YOC0018AU Distribution - Cash	Accounted	467.57 Cr
18/03/2019 Income Announcement	31/12/2017	YOC0018AU Distribution - Cash	Accounted	467.57 Cr
18/03/2019 Income Announcement	29/03/2018	YOC0018AU Distribution - Cash	Accounted	467.57 Cr
18/03/2019 Income Announcement	29/06/2018	YOC0018AU Distribution - Cash	Accounted	467.57 Cr
<b>Investment Income · Distributions · Shares in Listed Companies · Pelathon Pub Group - Stapled Securities to BWR</b>				
18/06/2019 pasandi@armstrongadvisory.com.au	27/07/2017	Pelathon Pub 68085	Accounted	67.51 Cr
18/06/2019 pasandi@armstrongadvisory.com.au	20/10/2017	Pelathon Pub 211313	Accounted	67.51 Cr
18/06/2019 pasandi@armstrongadvisory.com.au	25/01/2018	Pelathon Pub 221763	Accounted	89.35 Cr
18/06/2019 pasandi@armstrongadvisory.com.au	30/04/2018	Pelathon Pub 245983	Accounted	89.35 Cr
18/06/2019 pasandi@armstrongadvisory.com.au	30/06/2018	Pelathon Pub 252824	Accounted	89.35 Cr

**Mascot Superannuation Fund**  
**General Ledger Audit Trail**  
**For the period from 1 July 2017 to 30 June 2018**

Processed Date & User	Date	Description	State	Amount
-----------------------	------	-------------	-------	--------

## Income

### Investment Income · Distributions · Stapled Securities · Scentre Group - Stapled Securities

21/09/2017	Income Announcement - Modified by automatch	11/08/2017	SCG 3.933558C FOREIGN SOURCE	Accounted	616.73	Cr
18/03/2019	Income Announcement - Modified by automatch	13/02/2018	SCG 2.35C FRANKED @ 30%; NIL CFI	Accounted	617.29	Cr
7/03/2019	pasandi@armstrongadvisory.com.au	30/06/2018	Distribution - Tax Statement	Accounted	28.58	Cr
18/03/2019	pasandi@armstrongadvisory.com.au	30/06/2018	Distribution - Tax Statement	Accounted	28.61	Cr

### Investment Income · Distributions · Stapled Securities · Westfield Corporation - Stapled Securities

21/09/2017	Income Announcement - Modified by automatch	11/08/2017	WFD US12.75C; AUD9.8163C TAX DEF; 5.25 FRN SRC	Accounted	423.91	Cr
12/11/2018	Income Announcement - Modified by automatch	13/02/2018	WFD US12.75C;AUD12.03C TAX DEF;3.33C FRN SRC	Accounted	426.50	Cr
7/03/2019	pasandi@armstrongadvisory.com.au	7/06/2018	Distribution - Tax Statement	Accounted	11.80	Cr
7/03/2019	pasandi@armstrongadvisory.com.au	7/06/2018	Distribution - Tax Statement	Accounted	11.72	Cr

### Investment Income · Distributions · Units In Listed Unit Trusts · Blackwall Property Trust - \*845

18/03/2019	Income Announcement	26/09/2017	BWR 100% TAX DEFERRED	Accounted	592.67	Cr
18/03/2019	Income Announcement	16/03/2018	BWR 100% TAX DEFERRED	Accounted	455.90	Cr

### Investment Income · Distributions · Units In Listed Unit Trusts · Blackwall Property Trust - Ordinary Units Fully Paid

12/11/2018	Income Announcement	26/09/2017	BWR 100% TAX DEFERRED	Accounted	1,040.00	Cr
18/03/2019	Income Announcement	16/03/2018	BWR 100% TAX DEFERRED	Accounted	800.00	Cr

### Investment Income · Distributions · Units In Unlisted Unit Trusts · Bakehouse Quarter Trust

18/06/2019	pasandi@armstrongadvisory.com.au	24/07/2017	BQT 97830	Accounted	1,484.49	Cr
18/06/2019	pasandi@armstrongadvisory.com.au	31/10/2017	BQT 112396	Accounted	424.14	Cr
18/06/2019	pasandi@armstrongadvisory.com.au	31/01/2018	BQT 122162	Accounted	424.14	Cr
18/06/2019	pasandi@armstrongadvisory.com.au	30/04/2018	BQT 125320	Accounted	424.14	Cr

### Investment Income · Dividends · Shares in Listed Companies · AMP Limited

12/11/2018	Income Announcement	29/09/2017	AMP 13.05C FR@30%; 1.45C CFI; DRP NIL DISC	Accounted	803.71	Cr
12/11/2018	Income Announcement	28/03/2018	AMP 13.05C FR@30%; 1.45C CFI; DRP NIL DISC	Accounted	803.71	Cr

### Investment Income · Dividends · Shares in Listed Companies · ASX Limited

12/11/2018	Income Announcement	27/09/2017	ASX 99.8C FRANKED @ 30%; DRP SUSPENDED	Accounted	741.37	Cr
18/03/2019	Income Announcement	28/03/2018	ASX 107.2C FRANKED @ 30%; DRP SUSPENDED	Accounted	796.34	Cr

### Investment Income · Dividends · Shares in Listed Companies · Australia And New Zealand Banking Group Limited

12/11/2018	pasandi@armstrongadvisory.com.au	3/07/2017	ANZ 80C FRANKED @ 30%; DRP & BSP NIL DISC	Accounted	5,938.29	Cr
21/10/2019	pasandi@armstrongadvisory.com.au	18/12/2017	ANZ 80C FRANKED @ 30%; DRP & BSP NIL DISC	Accounted	6,102.86	Cr

### Investment Income · Dividends · Shares in Listed Companies · BHP Billiton Limited

12/11/2018	Income Announcement	26/09/2017	BHP US 43C FRANKED @30%	Accounted	5,058.91	Cr
12/11/2018	Income Announcement	27/03/2018	BHP US 55C FRANKED @30%	Accounted	6,743.91	Cr

### Investment Income · Dividends · Shares in Listed Companies · Blackwall Limited

12/11/2018	Income Announcement - Modified by automatch	20/10/2017	BWF 1.8C FRANKED @ 30%	Accounted	345.37	Cr
------------	---	------------	------------------------	-----------	--------	----

**Mascot Superannuation Fund**  
**General Ledger Audit Trail**  
**For the period from 1 July 2017 to 30 June 2018**

Processed Date & User	Date	Description	State	Amount	
<b>Income</b>					
<b>Investment Income · Dividends · Shares in Listed Companies · Blackwall Limited</b>					
18/03/2019	Income Announcement - Modified by automatch	11/04/2018	BWF 1.9C FRANKED @ 27.5%	Accounted	351.99 Cr
<b>Investment Income · Dividends · Shares in Listed Companies · Commonwealth Bank Of Australia.</b>					
12/11/2018	Income Announcement	29/09/2017	CBA 230C FRANKED @ 30%; DRP	Accounted	10,074.00 Cr
12/11/2018	Income Announcement	28/03/2018	CBA 200C FRANKED@30%; DRP NIL DISCOUNT	Accounted	8,760.00 Cr
<b>Investment Income · Dividends · Shares in Listed Companies · Crown Resorts Limited</b>					
12/11/2018	Income Announcement	6/10/2017	CWN 18C FRANKED @30%; NIL CFI	Accounted	452.57 Cr
18/03/2019	Income Announcement	4/04/2018	CWN 18C FRANKED @30%; NIL CFI	Accounted	452.57 Cr
<b>Investment Income · Dividends · Shares in Listed Companies · Mount Gibson Iron Limited</b>					
12/11/2018	Income Announcement	16/10/2017	MGX 2C FRANKED @ 30% D.R.P. SUSPENDED	Accounted	747.17 Cr
<b>Investment Income · Dividends · Shares in Listed Companies · National Australia Bank Limited</b>					
12/11/2018	pasandi@armstrongadvisory .com.au	5/07/2017	NAB 99C FRANKED@ 30%;DRP&BSP NIL DISCOUNT	Accounted	10,714.63 Cr
21/10/2019	pasandi@armstrongadvisory .com.au	13/12/2017	NAB 99C FR@ 30%; DRP; BSP NIL DISCOUNT	Accounted	11,068.20 Cr
<b>Investment Income · Dividends · Shares in Listed Companies · Perpetual Limited</b>					
12/11/2018	Income Announcement	29/09/2017	PPT 135C FRANKED@30%; DRP NIL DISCOUNT	Accounted	1,928.57 Cr
18/03/2019	Income Announcement	26/03/2018	PPT 135C FRANKED@30%; DRP NIL DISCOUNT	Accounted	1,928.57 Cr
<b>Investment Income · Dividends · Shares in Listed Companies · Qantas Airways Limited</b>					
12/11/2018	Income Announcement	13/10/2017	QAN UNFRANKED; 100% CFI; DRP SUSPENDED	Accounted	422.66 Cr
18/03/2019	Income Announcement	12/04/2018	QAN UNFRANKED; NIL CFI; DRP SUSPENDED	Accounted	422.66 Cr
<b>Investment Income · Dividends · Shares in Listed Companies · South32 Limited</b>					
12/11/2018	Income Announcement	12/10/2017	S32 US 6.4C FRANKED@30%	Accounted	762.84 Cr
12/11/2018	Income Announcement - Modified by pasandi@armstrongadvisory .com.au	5/04/2018	S32 US7.3C;US6.73C FR@30%;0.57C CFI;US3CSPEC	Accounted	872.12 Cr
<b>Investment Income · Dividends · Shares in Listed Companies · Telstra Corporation Limited.</b>					
12/11/2018	Income Announcement - Modified by automatch	28/09/2017	TLS 15.5C FRANKED @ 30% D.R.P. SUSPENDED	Accounted	1,274.76 Cr
18/03/2019	Income Announcement	29/03/2018	TLS 11C FRANKED@30%; 3.5C SPECIAL; DRP	Accounted	904.67 Cr
<b>Investment Income · Dividends · Shares in Listed Companies · Wesfarmers Limited</b>					
21/10/2019	pasandi@armstrongadvisory .com.au	28/09/2017	WES 120C FRANKED@30%; DRP NIL DISCOUNT	Accounted	1,146.86 Cr
21/10/2019	pasandi@armstrongadvisory .com.au	5/04/2018	WES 103C FRANKED@30%; DRP NIL DISCOUNT	Accounted	1,012.34 Cr
<b>Investment Income · Dividends · Shares in Listed Companies · Westpac Banking Corporation</b>					
12/11/2018	Income Announcement	4/07/2017	WBC 94C FRANKED@30%; DRP	Accounted	10,548.14 Cr
18/03/2019	Income Announcement	22/12/2017	WBC 94C FRANKED@30%; DRP NIL DISCOUNT	Accounted	10,548.14 Cr
<b>Investment Income · Dividends · Shares in Listed Companies · Woodside Petroleum Limited</b>					
21/09/2017	Income Announcement	21/09/2017	WPL US 49C FRANKED@30%; DRP SUSPENDED	Accounted	5,343.16 Cr
12/11/2018	Income Announcement	22/03/2018	WPL US 49C FRANKED@30%; DRP SUSPENDED	Accounted	5,399.81 Cr
<b>Investment Income · Dividends · Shares in Listed Companies · Worleyparsons Limited</b>					
18/03/2019	Income Announcement	26/03/2018	WOR UNFRANKED; 10C CFI	Accounted	536.00 Cr
<b>Investment Income · Dividends · Stapled Securities · Westfield Corporation - Stapled Securities</b>					

**Mascot Superannuation Fund**  
**General Ledger Audit Trail**  
**For the period from 1 July 2017 to 30 June 2018**

Processed Date & User	Date	Description	State	Amount
-----------------------	------	-------------	-------	--------

## Income

### Investment Income · Dividends · Stapled Securities · Westfield Corporation - Stapled Securities

22/10/2019	Corporate Actions Wizard	7/06/2018	Westfield Corporation Restructure - WFD to OMN	Accounted	177.64	Cr
------------	--------------------------	-----------	--	-----------	--------	----

### Investment Income · Foreign Income · Foreign Dividend · Shares in Listed Companies · Cybg PLC - Cdi 1:1 Foreign Exe

18/03/2019	Income Announcement	16/02/2018	CYB 1 PENCE; UNFRANKED; NIL CFI	Accounted	31.69	Cr
------------	---------------------	------------	---------------------------------	-----------	-------	----

### Investment Income · Interest · Cash and Cash Equivalents · BOQ Term Deposit 1630

21/10/2019	pasandi@armstrongadvisory.com.au	8/04/2018	Investment Income	Accounted	40,640.97	Cr
------------	----------------------------------	-----------	-------------------	-----------	-----------	----

### Investment Income · Interest · Cash At Bank · BOQ - Savings account

13/04/2019	Transaction Rules	31/10/2017	Interest	Accounted	26.30	Cr
13/04/2019	Transaction Rules	28/02/2018	Interest	Accounted	13.15	Cr

### Investment Income · Interest · Cash At Bank · Westpac Business Cash Reserve Account (Max-i Direct)

1/08/2017	Auto Transaction Rules	31/07/2017	INTEREST PAID	Accounted	110.89	Cr
1/09/2017	Auto Transaction Rules	31/08/2017	INTEREST PAID	Accounted	187.98	Cr
30/09/2017	Auto Transaction Rules	29/09/2017	INTEREST PAID	Accounted	232.69	Cr
1/11/2017	Auto Transaction Rules	31/10/2017	INTEREST PAID	Accounted	105.32	Cr
1/12/2017	Auto Transaction Rules	30/11/2017	INTEREST PAID	Accounted	30.37	Cr
30/12/2017	Auto Transaction Rules	29/12/2017	INTEREST PAID	Accounted	55.98	Cr
1/02/2018	Auto Transaction Rules	31/01/2018	INTEREST PAID	Accounted	111.90	Cr
1/03/2018	Auto Transaction Rules	28/02/2018	INTEREST PAID	Accounted	61.90	Cr
30/03/2018	Auto Transaction Rules	29/03/2018	INTEREST PAID	Accounted	23.11	Cr
1/05/2018	Auto Transaction Rules	30/04/2018	INTEREST PAID	Accounted	75.58	Cr
1/06/2018	Auto Transaction Rules	31/05/2018	INTEREST PAID	Accounted	106.82	Cr
9/07/2018	Auto Transaction Rules	29/06/2018	INTEREST PAID	Accounted	62.07	Cr

### Investment Income · Interest · Cash At Bank · Westpac Cash Management Account

1/08/2017	Auto Transaction Rules	31/07/2017	INTEREST PAID	Accounted	0.01	Cr
1/03/2018	Auto Transaction Rules	28/02/2018	INTEREST PAID	Accounted	0.01	Cr
1/05/2018	Auto Transaction Rules	30/04/2018	INTEREST PAID	Accounted	0.01	Cr
9/07/2018	Auto Transaction Rules	29/06/2018	INTEREST PAID	Accounted	0.01	Cr

### Investment Income · Non-Taxable Income · Shares in Listed Companies · Commonwealth Bank Of Australia.

23/11/2019	pasandi@armstrongadvisory.com.au	30/06/2018	write off drp residuals not accounted for in prev years	Accounted	10.28	Cr
------------	----------------------------------	------------	---	-----------	-------	----

### Investment Income · Rent · Direct Property · 11 Aerolink Drive, Tullamarine

20/10/2019	pasandi@armstrongadvisory.com.au	10/07/2017	Rent	Accounted	13,000.00	Cr
20/10/2019	pasandi@armstrongadvisory.com.au	1/08/2017	Rent	Accounted	13,000.00	Cr
20/10/2019	pasandi@armstrongadvisory.com.au	12/09/2017	Rent	Accounted	13,000.00	Cr
20/10/2019	pasandi@armstrongadvisory.com.au	3/10/2017	Rent	Accounted	13,000.00	Cr
20/10/2019	pasandi@armstrongadvisory.com.au	1/11/2017	Rent	Accounted	13,000.00	Cr
20/10/2019	pasandi@armstrongadvisory.com.au	4/12/2017	Rent	Accounted	13,000.00	Cr
20/10/2019	pasandi@armstrongadvisory.com.au	2/01/2018	Rent	Accounted	13,000.00	Cr
20/10/2019	pasandi@armstrongadvisory.com.au	8/02/2018	Rent	Accounted	13,000.00	Cr
20/10/2019	pasandi@armstrongadvisory.com.au	5/03/2018	Rent	Accounted	13,000.00	Cr

**Mascot Superannuation Fund**  
**General Ledger Audit Trail**  
**For the period from 1 July 2017 to 30 June 2018**

Processed Date & User	Date	Description	State	Amount
-----------------------	------	-------------	-------	--------

## Income

### Investment Income · Rent · Direct Property · 11 Aerolink Drive, Tullamarine

20/10/2019	pasandi@armstrongadvisory.com.au	3/04/2018	Rent	Accounted	13,000.00	Cr
20/10/2019	pasandi@armstrongadvisory.com.au	1/05/2018	Rent	Accounted	13,000.00	Cr
20/10/2019	pasandi@armstrongadvisory.com.au	28/06/2018	Rent	Accounted	13,000.00	Cr

### Investment Income · Rent · Direct Property · 15-17 (Lot 7) Ironstone Road, Berrinba QLD 4117

20/10/2019	pasandi@armstrongadvisory.com.au	10/07/2017	Rent	Accounted	12,200.00	Cr
20/10/2019	pasandi@armstrongadvisory.com.au	1/08/2017	Rent	Accounted	12,200.00	Cr
20/10/2019	pasandi@armstrongadvisory.com.au	12/09/2017	Rent	Accounted	12,200.00	Cr
20/10/2019	pasandi@armstrongadvisory.com.au	3/10/2017	Rent	Accounted	12,200.00	Cr
20/10/2019	pasandi@armstrongadvisory.com.au	1/11/2017	Rent	Accounted	12,200.00	Cr
20/10/2019	pasandi@armstrongadvisory.com.au	4/12/2017	Rent	Accounted	12,200.00	Cr
20/10/2019	pasandi@armstrongadvisory.com.au	2/01/2018	Rent	Accounted	12,200.00	Cr
20/10/2019	pasandi@armstrongadvisory.com.au	8/02/2018	Rent	Accounted	12,200.00	Cr
20/10/2019	pasandi@armstrongadvisory.com.au	5/03/2018	Rent	Accounted	12,200.00	Cr
20/10/2019	pasandi@armstrongadvisory.com.au	3/04/2018	Rent	Accounted	12,500.00	Cr
20/10/2019	pasandi@armstrongadvisory.com.au	1/05/2018	Rent	Accounted	12,500.00	Cr
20/10/2019	pasandi@armstrongadvisory.com.au	28/06/2018	Rent	Accounted	12,500.00	Cr

### Investment Income · Rent · Direct Property · 18 Boom Street, Gngara, WA 6077

20/10/2019	pasandi@armstrongadvisory.com.au	10/07/2017	Rent	Accounted	10,500.00	Cr
20/10/2019	pasandi@armstrongadvisory.com.au	1/08/2017	Rent	Accounted	10,500.00	Cr
20/10/2019	pasandi@armstrongadvisory.com.au	12/09/2017	Rent	Accounted	10,500.00	Cr
20/10/2019	pasandi@armstrongadvisory.com.au	3/10/2017	Rent	Accounted	10,500.00	Cr
20/10/2019	pasandi@armstrongadvisory.com.au	1/11/2017	Rent	Accounted	10,500.00	Cr
20/10/2019	pasandi@armstrongadvisory.com.au	4/12/2017	Rent	Accounted	10,500.00	Cr
20/10/2019	pasandi@armstrongadvisory.com.au	2/01/2018	Rent	Accounted	10,500.00	Cr
20/10/2019	pasandi@armstrongadvisory.com.au	8/02/2018	Rent	Accounted	10,500.00	Cr
20/10/2019	pasandi@armstrongadvisory.com.au	5/03/2018	Rent	Accounted	10,500.00	Cr
20/10/2019	pasandi@armstrongadvisory.com.au	3/04/2018	Rent	Accounted	10,500.00	Cr
20/10/2019	pasandi@armstrongadvisory.com.au	1/05/2018	Rent	Accounted	10,500.00	Cr
20/10/2019	pasandi@armstrongadvisory.com.au	28/06/2018	Rent	Accounted	10,500.00	Cr

### Investment Income · Rent · Direct Property · 37 Tarlington Place, Smithfield



**Mascot Superannuation Fund**  
**General Ledger Audit Trail**  
**For the period from 1 July 2017 to 30 June 2018**

Processed Date & User	Date	Description	State	Amount
-----------------------	------	-------------	-------	--------

## Income

### Investment Income · Rent · Direct Property · 37 Tarlington Place, Smithfield

20/10/2019	pasandi@armstrongadvisory.com.au	10/07/2017	Rent	Accounted	44,100.00	Cr
20/10/2019	pasandi@armstrongadvisory.com.au	1/08/2017	Rent	Accounted	44,100.00	Cr
20/10/2019	pasandi@armstrongadvisory.com.au	12/09/2017	Rent	Accounted	44,100.00	Cr
20/10/2019	pasandi@armstrongadvisory.com.au	3/10/2017	Rent	Accounted	46,100.00	Cr
20/10/2019	pasandi@armstrongadvisory.com.au	1/11/2017	Rent	Accounted	46,100.00	Cr
20/10/2019	pasandi@armstrongadvisory.com.au	4/12/2017	Rent	Accounted	49,500.00	Cr
20/10/2019	pasandi@armstrongadvisory.com.au	2/01/2018	Rent	Accounted	49,500.00	Cr
20/10/2019	pasandi@armstrongadvisory.com.au	8/02/2018	Rent	Accounted	49,500.00	Cr
20/10/2019	pasandi@armstrongadvisory.com.au	5/03/2018	Rent	Accounted	49,500.00	Cr
20/10/2019	pasandi@armstrongadvisory.com.au	3/04/2018	Rent	Accounted	52,500.00	Cr
20/10/2019	pasandi@armstrongadvisory.com.au	1/05/2018	Rent	Accounted	52,500.00	Cr
20/10/2019	pasandi@armstrongadvisory.com.au	28/06/2018	Rent	Accounted	52,500.00	Cr

### Investment Income · Rent · Direct Property · Unit 16 · 82 Reserve Rd Artarmon NSW 2064

13/04/2019	Transaction Rules	25/07/2017	Rent	Accounted	6,300.00	Cr
13/04/2019	Transaction Rules	1/08/2017	Rent	Accounted	6,300.00	Cr
13/04/2019	Transaction Rules	12/09/2017	Rent	Accounted	6,300.00	Cr
13/04/2019	pasandi@armstrongadvisory.com.au	3/10/2017	Rent	Accounted	6,308.18	Cr
13/04/2019	Transaction Rules	1/11/2017	Rent	Accounted	6,300.00	Cr
13/04/2019	Transaction Rules	4/12/2017	Rent	Accounted	7,000.00	Cr
13/04/2019	Transaction Rules	9/01/2018	Rent	Accounted	7,000.00	Cr
13/04/2019	Transaction Rules	8/02/2018	Rent	Accounted	7,000.00	Cr
13/04/2019	Transaction Rules	5/03/2018	Rent	Accounted	7,000.00	Cr
13/04/2019	Transaction Rules	3/04/2018	Rent	Accounted	7,000.00	Cr
13/04/2019	Transaction Rules	1/05/2018	Rent	Accounted	9,000.00	Cr
13/04/2019	Transaction Rules	28/06/2018	Rent	Accounted	9,000.00	Cr

### Member Receipts · Contributions · Employer · Mr Bryan Taylor

13/04/2019	pasandi@armstrongadvisory.com.au	3/07/2017	TFR Westpac Business Cas	Accounted	25,000.00	Cr
------------	----------------------------------	-----------	--------------------------	-----------	-----------	----

### Member Receipts · Contributions · Employer · Mrs Joanne Taylor

13/04/2019	pasandi@armstrongadvisory.com.au	3/07/2017	TFR Westpac Business Cas	Accounted	25,000.00	Cr
------------	----------------------------------	-----------	--------------------------	-----------	-----------	----

### Other Income · ATO Interest Payments

13/04/2019	pasandi@armstrongadvisory.com.au	6/09/2017	ATO	ATO001000009107584	Accounted	240.47	Cr
------------	----------------------------------	-----------	-----	--------------------	-----------	--------	----

### Other Income · Fee Refund

13/04/2019	pasandi@armstrongadvisory.com.au	20/03/2018	Transfer reverse transaction fees	Accounted	10.00	Cr
------------	----------------------------------	------------	-----------------------------------	-----------	-------	----

## Expenses

**Mascot Superannuation Fund**  
**General Ledger Audit Trail**  
**For the period from 1 July 2017 to 30 June 2018**

Processed Date & User	Date	Description	State	Amount
-----------------------	------	-------------	-------	--------

## Expenses

### Member Payments · Pensions Paid · Mr Bryan Taylor · Account Based Pension 1

13/04/2019	pasandi@armstrongadvisory.com.au	3/07/2017	Pension Drawdown - Gross	Accounted	12,500.00	Dr
13/04/2019	pasandi@armstrongadvisory.com.au	3/10/2017	Pension Drawdown - Gross	Accounted	12,500.00	Dr
18/06/2019	pasandi@armstrongadvisory.com.au	29/11/2017	Pension Drawdown - Gross	Accounted	25,000.00	Dr
13/04/2019	pasandi@armstrongadvisory.com.au	29/01/2018	Pension Drawdown - Gross	Accounted	10,000.00	Dr
13/04/2019	pasandi@armstrongadvisory.com.au	26/02/2018	Pension Drawdown - Gross	Accounted	5,000.00	Dr
13/04/2019	pasandi@armstrongadvisory.com.au	5/03/2018	Pension Drawdown - Gross	Accounted	20,000.00	Dr
13/04/2019	pasandi@armstrongadvisory.com.au	1/05/2018	Pension Drawdown - Gross	Accounted	10,000.00	Dr
13/04/2019	pasandi@armstrongadvisory.com.au	31/05/2018	Pension Drawdown - Gross	Accounted	10,000.00	Dr

### Member Payments · Pensions Paid · Mrs Joanne Taylor · Account Based Pension 4

13/04/2019	pasandi@armstrongadvisory.com.au	3/07/2017	Pension Drawdown - Gross	Accounted	3,620.00	Dr
13/04/2019	pasandi@armstrongadvisory.com.au	3/10/2017	Pension Drawdown - Gross	Accounted	12,500.00	Dr
18/06/2019	pasandi@armstrongadvisory.com.au	1/11/2017	Pension Drawdown - Gross	Accounted	24,604.62	Dr
13/04/2019	pasandi@armstrongadvisory.com.au	29/01/2018	Pension Drawdown - Gross	Accounted	10,000.00	Dr
13/04/2019	pasandi@armstrongadvisory.com.au	26/02/2018	Pension Drawdown - Gross	Accounted	5,000.00	Dr
13/04/2019	pasandi@armstrongadvisory.com.au	5/03/2018	Pension Drawdown - Gross	Accounted	20,000.00	Dr
13/04/2019	pasandi@armstrongadvisory.com.au	1/05/2018	Pension Drawdown - Gross	Accounted	10,000.00	Dr
13/04/2019	pasandi@armstrongadvisory.com.au	31/05/2018	Pension Drawdown - Gross	Accounted	10,000.00	Dr

### Member Payments · Pensions Paid · Mrs Joanne Taylor · Account Based Pension 7

13/04/2019	pasandi@armstrongadvisory.com.au	3/07/2017	Pension Drawdown - Gross	Accounted	8,880.00	Dr
------------	----------------------------------	-----------	--------------------------	-----------	----------	----

### Other Expenses · Accountancy Fee

18/06/2019	pasandi@armstrongadvisory.com.au	26/09/2017	TFR Westpac Bus	Accounted	2,145.00	Dr
------------	----------------------------------	------------	-----------------	-----------	----------	----

### Other Expenses · Bank Fees · Cash At Bank · Westpac Cash Management Account

4/07/2017	Auto Transaction Rules	3/07/2017	SERVICE FEE	Accounted	5.00	Dr
2/08/2017	Auto Transaction Rules	1/08/2017	SERVICE FEE	Accounted	5.00	Dr
2/09/2017	Auto Transaction Rules	1/09/2017	SERVICE FEE	Accounted	5.00	Dr
3/10/2017	Auto Transaction Rules	2/10/2017	SERVICE FEE	Accounted	5.00	Dr
3/11/2017	Auto Transaction Rules	1/11/2017	SERVICE FEE	Accounted	5.00	Dr
2/12/2017	Auto Transaction Rules	1/12/2017	SERVICE FEE	Accounted	5.00	Dr
3/01/2018	Auto Transaction Rules	2/01/2018	SERVICE FEE	Accounted	5.00	Dr
2/02/2018	Auto Transaction Rules	1/02/2018	SERVICE FEE	Accounted	5.00	Dr
2/03/2018	Auto Transaction Rules	1/03/2018	SERVICE FEE	Accounted	5.00	Dr
4/04/2018	Auto Transaction Rules	3/04/2018	SERVICE FEE	Accounted	5.00	Dr
2/05/2018	Auto Transaction Rules	1/05/2018	SERVICE FEE	Accounted	5.00	Dr
3/06/2018	Auto Transaction Rules	1/06/2018	SERVICE FEE	Accounted	5.00	Dr

### Other Expenses · Property Expenses · Sundry Expenses · Direct Property · 15-17 (Lot 7) Ironstone Road, Berrinba QLD ·

**Mascot Superannuation Fund**  
**General Ledger Audit Trail**  
**For the period from 1 July 2017 to 30 June 2018**

Processed Date & User	Date	Description	State	Amount
-----------------------	------	-------------	-------	--------

## Expenses

### Other Expenses · Property Expenses · Sundry Expenses · Direct Property · 15-17 (Lot 7) Ironstone Road, Berrinba QLD ·

20/10/2019	pasandi@armstrongadvisory.com.au	8/02/2018	Adjstmt for rent given for 1st month of rent when work still n	Accounted	909.09	Dr
------------	----------------------------------	-----------	--	-----------	--------	----

### Other Expenses · Regulatory Fees

23/11/2019	pasandi@armstrongadvisory.com.au	29/11/2017	Regulatory Fee - ASIC late fee	Accounted	78.00	Dr
30/11/2017	Auto Transaction Rules - Modified by pasandi@armstrongadvisory.com.au	29/11/2017	BPAY ASIC asic return	Accounted	254.00	Dr

### Other Expenses · SMSF Supervisory Levy

13/04/2019	pasandi@armstrongadvisory.com.au	6/09/2017	ATO ATO001000009107584	Accounted	259.00	Dr
------------	----------------------------------	-----------	------------------------	-----------	--------	----

## Income Tax

### Income Tax Expense · Excessive Foreign Tax Credit Writeoff Expense

23/11/2019	pasandi@armstrongadvisory.com.au	30/06/2018	Excessive foreign tax credit written off	Accounted	4.33	Dr
------------	----------------------------------	------------	--	-----------	------	----

### Income Tax Expense · Income Tax Expense

23/11/2019	pasandi@armstrongadvisory.com.au	30/06/2018	Change in provision for deferred tax	Accounted	242,880.08	Dr
23/11/2019	pasandi@armstrongadvisory.com.au	30/06/2018	Fund Income Tax	Accounted	160,591.65	Dr

## Assets

### Investments · Cash and Cash Equivalents · BOQ Term Deposit 0957

13/04/2019	pasandi@armstrongadvisory.com.au	15/02/2018	Withdrawal trf to 22690957	Accounted	300,000.00	Dr
------------	----------------------------------	------------	----------------------------	-----------	------------	----

### Investments · Cash and Cash Equivalents · BOQ Term Deposit 1630

13/04/2019	pasandi@armstrongadvisory.com.au	10/10/2017	Withdrawal Transfer to Tia	Accounted	600,000.00	Dr
21/10/2019	pasandi@armstrongadvisory.com.au	8/04/2018	Investment Income	Accounted	40,640.97	Dr

### Investments · Direct Property · 18 Boom Street, Gngara, WA 6077

23/11/2019	pasandi@armstrongadvisory.com.au	30/06/2018	Market Value Adjustment	Accounted	193,520.80	Cr
------------	----------------------------------	------------	-------------------------	-----------	------------	----

### Investments · Direct Property · 22 Tarlington Place, Smithfield NSW 2164

18/06/2019	pasandi@armstrongadvisory.com.au	14/06/2018	Property Purchase	Accounted	3,400,000.00	Dr
------------	----------------------------------	------------	-------------------	-----------	--------------	----

### Investments · Direct Property · 37 Tarlington Place, Smithfield

23/11/2019	pasandi@armstrongadvisory.com.au	30/06/2018	Market Value Adjustment	Accounted	1,650,000.00	Dr
------------	----------------------------------	------------	-------------------------	-----------	--------------	----

### Investments · Direct Property · Unit 16 · 82 Reserve Rd Artarmon NSW 2064

23/11/2019	pasandi@armstrongadvisory.com.au	30/06/2018	Market Value Adjustment	Accounted	449,000.00	Dr
------------	----------------------------------	------------	-------------------------	-----------	------------	----

### Investments · Managed Investments · Australian Unity Diversified Property Fund

23/11/2019	pasandi@armstrongadvisory.com.au	30/06/2018	Market Value Adjustment	Accounted	2,302.09	Dr
------------	----------------------------------	------------	-------------------------	-----------	----------	----

### Investments · Shares in Listed Companies · AMP Limited

**Mascot Superannuation Fund**  
**General Ledger Audit Trail**  
**For the period from 1 July 2017 to 30 June 2018**

Processed Date & User	Date	Description	State	Amount
-----------------------	------	-------------	-------	--------

## Assets

### Investments · Shares in Listed Companies · AMP Limited

23/11/2019	pasandi@armstrongadvisory.com.au	30/06/2018	Market Value Adjustment	Accounted	6,520.00	Cr
------------	----------------------------------	------------	-------------------------	-----------	----------	----

### Investments · Shares in Listed Companies · ASX Limited

23/11/2019	pasandi@armstrongadvisory.com.au	30/06/2018	Market Value Adjustment	Accounted	5,605.60	Dr
------------	----------------------------------	------------	-------------------------	-----------	----------	----

### Investments · Shares in Listed Companies · Australia And New Zealand Banking Group Limited

12/11/2018	pasandi@armstrongadvisory.com.au	3/07/2017	ANZ 80C FRANKED @ 30%; DRP & BSP NIL DISC	Accounted	4,156.80	Dr
21/10/2019	pasandi@armstrongadvisory.com.au	18/12/2017	ANZ 80C FRANKED @ 30%; DRP & BSP NIL DISC	Accounted	4,272.00	Dr
23/11/2019	pasandi@armstrongadvisory.com.au	30/06/2018	Market Value Adjustment	Accounted	2,676.80	Cr

### Investments · Shares in Listed Companies · BHP Billiton Limited

23/11/2019	pasandi@armstrongadvisory.com.au	30/06/2018	Market Value Adjustment	Accounted	71,093.44	Dr
------------	----------------------------------	------------	-------------------------	-----------	-----------	----

### Investments · Shares in Listed Companies · Blackwall Limited

23/11/2019	pasandi@armstrongadvisory.com.au	30/06/2018	Market Value Adjustment	Accounted	671.51	Dr
------------	----------------------------------	------------	-------------------------	-----------	--------	----

### Investments · Shares in Listed Companies · Cash Component of WFD from Unibail Takeover

22/10/2019	Corporate Actions Wizard	7/06/2018	Westfield Corporation Restructure - WFD to URW Cash	Accounted	2,056.61	Dr
23/11/2019	pasandi@armstrongadvisory.com.au	7/06/2018	Westfield Corporation Restructure - WFD to URW Cash	Accounted	2,056.61	Cr

### Investments · Shares in Listed Companies · Commonwealth Bank Of Australia.

23/11/2019	pasandi@armstrongadvisory.com.au	30/06/2018	Market Value Adjustment	Accounted	30,476.04	Cr
------------	----------------------------------	------------	-------------------------	-----------	-----------	----

### Investments · Shares in Listed Companies · Crown Resorts Limited

23/11/2019	pasandi@armstrongadvisory.com.au	30/06/2018	Market Value Adjustment	Accounted	1,464.00	Dr
------------	----------------------------------	------------	-------------------------	-----------	----------	----

### Investments · Shares in Listed Companies · Cybg PLC - Cdi 1:1 Foreign Exempt Lse

23/11/2019	pasandi@armstrongadvisory.com.au	30/06/2018	Market Value Adjustment	Accounted	1,681.76	Dr
------------	----------------------------------	------------	-------------------------	-----------	----------	----

### Investments · Shares in Listed Companies · Mount Gibson Iron Limited

23/11/2019	pasandi@armstrongadvisory.com.au	30/06/2018	Market Value Adjustment	Accounted	2,745.85	Dr
------------	----------------------------------	------------	-------------------------	-----------	----------	----

### Investments · Shares in Listed Companies · National Australia Bank Limited

12/11/2018	pasandi@armstrongadvisory.com.au	5/07/2017	NAB 99C FRANKED@ 30%;DRP&BSP NIL DISCOUNT	Accounted	7,500.24	Dr
21/10/2019	pasandi@armstrongadvisory.com.au	13/12/2017	NAB 99C FR@ 30%; DRP; BSP NIL DISCOUNT	Accounted	7,747.74	Dr
23/11/2019	pasandi@armstrongadvisory.com.au	30/06/2018	Market Value Adjustment	Accounted	17,757.15	Cr

### Investments · Shares in Listed Companies · Onemarket Limited

22/10/2019	Corporate Actions Wizard	7/06/2018	Westfield Corporation Restructure - WFD to OMN	Accounted	177.64	Dr
23/11/2019	pasandi@armstrongadvisory.com.au	30/06/2018	Market Value Adjustment	Accounted	8.68	Cr

### Investments · Shares in Listed Companies · Orpheus Energy Limited

23/11/2019	pasandi@armstrongadvisory.com.au	20/10/2017	OEG/SNS Code Change	Accounted	25,000.00	Cr
------------	----------------------------------	------------	---------------------	-----------	-----------	----

**Mascot Superannuation Fund**  
**General Ledger Audit Trail**  
**For the period from 1 July 2017 to 30 June 2018**

Processed Date & User	Date	Description	State	Amount
-----------------------	------	-------------	-------	--------

## Assets

### Investments · Shares in Listed Companies · Orpheus Energy Limited

23/11/2019	pasandi@armstrongadvisory.com.au	30/06/2018	Market Value Adjustment	Accounted	24,000.00	Dr
------------	----------------------------------	------------	-------------------------	-----------	-----------	----

### Investments · Shares in Listed Companies · Pelathon Pub Group - Stapled Securities to BWR

23/11/2019	pasandi@armstrongadvisory.com.au	30/06/2018	Market Value Adjustment	Accounted	516.23	Cr
------------	----------------------------------	------------	-------------------------	-----------	--------	----

### Investments · Shares in Listed Companies · Perpetual Limited

23/11/2019	pasandi@armstrongadvisory.com.au	30/06/2018	Market Value Adjustment	Accounted	14,270.00	Cr
------------	----------------------------------	------------	-------------------------	-----------	-----------	----

### Investments · Shares in Listed Companies · Qantas Airways Limited

23/11/2019	pasandi@armstrongadvisory.com.au	30/06/2018	Market Value Adjustment	Accounted	2,656.72	Dr
------------	----------------------------------	------------	-------------------------	-----------	----------	----

### Investments · Shares in Listed Companies · Sensen Networks Limited

21/10/2019	Corporate Actions Wizard	20/10/2017	OEG/SNS Code Change	Accounted	25,000.00	Dr
23/11/2019	pasandi@armstrongadvisory.com.au	30/06/2018	Market Value Adjustment	Accounted	23,400.00	Cr

### Investments · Shares in Listed Companies · South32 Limited

23/11/2019	pasandi@armstrongadvisory.com.au	30/06/2018	Market Value Adjustment	Accounted	6,219.84	Dr
------------	----------------------------------	------------	-------------------------	-----------	----------	----

### Investments · Shares in Listed Companies · Telstra Corporation Limited.

23/11/2019	pasandi@armstrongadvisory.com.au	30/06/2018	Market Value Adjustment	Accounted	9,671.76	Cr
------------	----------------------------------	------------	-------------------------	-----------	----------	----

### Investments · Shares in Listed Companies · Unibail-Rodamco-Westfield - Cdi 20:1 Foreign Exempt Xpar

22/10/2019	Corporate Actions Wizard	7/06/2018	Westfield Corporation Restructure - WFD to URW Scrip	Accounted	9,195.52	Dr
22/10/2019	Corporate Actions Wizard	7/06/2018	Westfield Corporation Restructure - WFD to URW Scrip	Accounted	1,339.66	Dr
23/11/2019	pasandi@armstrongadvisory.com.au	30/06/2018	Market Value Adjustment	Accounted	3,548.02	Dr

### Investments · Shares in Listed Companies · Wesfarmers Limited

21/10/2019	pasandi@armstrongadvisory.com.au	28/09/2017	WES 120C FRANKED@30%; DRP NIL DISCOUNT	Accounted	802.80	Dr
21/10/2019	pasandi@armstrongadvisory.com.au	5/04/2018	WES 103C FRANKED@30%; DRP NIL DISCOUNT	Accounted	708.64	Dr
23/11/2019	pasandi@armstrongadvisory.com.au	30/06/2018	Market Value Adjustment	Accounted	6,447.08	Dr

### Investments · Shares in Listed Companies · Westpac Banking Corporation

23/11/2019	pasandi@armstrongadvisory.com.au	30/06/2018	Market Value Adjustment	Accounted	9,504.55	Cr
------------	----------------------------------	------------	-------------------------	-----------	----------	----

### Investments · Shares in Listed Companies · Woodside Petroleum Limited

23/11/2019	pasandi@armstrongadvisory.com.au	30/06/2018	Market Value Adjustment	Accounted	33,746.83	Dr
------------	----------------------------------	------------	-------------------------	-----------	-----------	----

### Investments · Shares in Listed Companies · Woodside Petroleum Limited - Rights-Appsclose 07Mar2018 Us Prohibited

### Investments · Shares in Listed Companies · Worleyparsons Limited

23/11/2019	pasandi@armstrongadvisory.com.au	30/06/2018	Market Value Adjustment	Accounted	33,553.60	Dr
------------	----------------------------------	------------	-------------------------	-----------	-----------	----

### Investments · Shares in Unlisted Companies · OMIP-220 Limited - Series 7

23/11/2019	pasandi@armstrongadvisory.com.au	30/06/2018	Market Value Adjustment	Accounted	155.00	Dr
------------	----------------------------------	------------	-------------------------	-----------	--------	----

### Investments · Shares in Unlisted Companies · Pelorus Private Equity Limited

**Mascot Superannuation Fund**  
**General Ledger Audit Trail**  
**For the period from 1 July 2017 to 30 June 2018**

Processed Date & User	Date	Description	State	Amount
-----------------------	------	-------------	-------	--------

## Assets

### Investments · Shares in Unlisted Companies · Pelorus Private Equity Limited

23/11/2019	pasandi@armstrongadvisory.com.au	30/06/2018	Market Value Adjustment	Accounted	537.21	Dr
------------	----------------------------------	------------	-------------------------	-----------	--------	----

### Investments · Stapled Securities · Scentre Group - Stapled Securities

23/11/2019	pasandi@armstrongadvisory.com.au	30/06/2018	Market Value Adjustment	Accounted	1,930.86	Dr
------------	----------------------------------	------------	-------------------------	-----------	----------	----

### Investments · Stapled Securities · Westfield Corporation - Stapled Securities

22/10/2019	Corporate Actions Wizard	7/06/2018	Westfield Corporation Restructure - WFD to URW Cash	Accounted	2,056.61	Cr
23/11/2019	pasandi@armstrongadvisory.com.au	7/06/2018	Westfield Corporation Restructure - WFD to URW Scrip	Accounted	3,513.52	Cr
23/11/2019	pasandi@armstrongadvisory.com.au	30/06/2018	Market Value Adjustment	Accounted	15,500.59	Cr

### Investments · Units In Listed Unit Trusts · Blackwall Property Trust - \*845

23/11/2019	pasandi@armstrongadvisory.com.au	30/06/2018	Market Value Adjustment	Accounted	1,367.70	Dr
------------	----------------------------------	------------	-------------------------	-----------	----------	----

### Investments · Units In Listed Unit Trusts · Blackwall Property Trust - Ordinary Units Fully Paid

23/11/2019	pasandi@armstrongadvisory.com.au	30/06/2018	Market Value Adjustment	Accounted	2,400.00	Dr
------------	----------------------------------	------------	-------------------------	-----------	----------	----

### Investments · Units In Unlisted Unit Trusts · Bakehouse Quarter Trust

23/11/2019	pasandi@armstrongadvisory.com.au	30/06/2018	Market Value Adjustment	Accounted	18,236.80	Dr
------------	----------------------------------	------------	-------------------------	-----------	-----------	----

### Other Assets · Accrued Income · Accrued Investment Income · Interest · BOQ Term Deposit 1630

#### Other Assets · Cash At Bank · BOQ - Savings account

13/04/2019	pasandi@armstrongadvisory.com.au	9/10/2017	Direct credit Mascot super f un tem deposit 6 mt	Accounted	600,000.00	Dr
13/04/2019	pasandi@armstrongadvisory.com.au	10/10/2017	Withdrawal Transfer to Tia	Accounted	600,000.00	Cr
13/04/2019	pasandi@armstrongadvisory.com.au	31/10/2017	Branch withdrawal fee	Accounted	2.50	Cr
13/04/2019	pasandi@armstrongadvisory.com.au	31/10/2017	Interest	Accounted	26.30	Dr
13/04/2019	pasandi@armstrongadvisory.com.au	14/02/2018	Direct credit mascot super mfs term deposit	Accounted	300,000.00	Dr
13/04/2019	pasandi@armstrongadvisory.com.au	15/02/2018	Withdrawal trf to 22690957	Accounted	300,000.00	Cr
13/04/2019	pasandi@armstrongadvisory.com.au	28/02/2018	Branch withdrawl fee	Accounted	2.50	Cr
13/04/2019	pasandi@armstrongadvisory.com.au	28/02/2018	Interest	Accounted	13.15	Dr
13/04/2019	pasandi@armstrongadvisory.com.au	20/03/2018	Transfer reverse transaction fees	Accounted	5.00	Dr
13/04/2019	pasandi@armstrongadvisory.com.au	20/03/2018	Transfer reverse transaction fees	Accounted	10.00	Dr

#### Other Assets · Cash At Bank · Westpac Business Cash Reserve Account (Max-i Direct)

5/07/2017	Automated Feed	4/07/2017	TFR Cash Management Acco	Accounted	32,000.00	Dr
11/07/2017	Automated Feed	10/07/2017	TFR Cash Management Acco	Accounted	3,500.00	Dr
11/07/2017	Automated Feed	10/07/2017	TFR Cash Management Acco	Accounted	87,500.00	Dr
14/07/2017	Automated Feed	13/07/2017	TFR Cash Management Acco	Accounted	7,000.00	Dr
23/07/2017	Automated Feed	21/07/2017	TFR Cash Management Acco	Accounted	24,000.00	Dr
26/07/2017	Automated Feed	25/07/2017	TFR Cash Management Acco	Accounted	8,000.00	Dr
1/08/2017	Automated Feed	31/07/2017	INTEREST PAID	Accounted	110.89	Dr
2/08/2017	Automated Feed	1/08/2017	TFR Cash Management Acco	Accounted	95,000.00	Dr

**Mascot Superannuation Fund**  
**General Ledger Audit Trail**  
**For the period from 1 July 2017 to 30 June 2018**

Processed Date & User	Date	Description	State	Amount
-----------------------	------	-------------	-------	--------

## Assets

### Other Assets - Cash At Bank - Westpac Business Cash Reserve Account (Max-i Direct)

15/08/2017	Automated Feed	14/08/2017	TFR Cash Manage	Accounted	2,000.00	Cr
17/08/2017	Automated Feed	16/08/2017	TFR Cash Management Acco	Accounted	2,500.00	Dr
1/09/2017	Automated Feed	31/08/2017	INTEREST PAID	Accounted	187.98	Dr
7/09/2017	Automated Feed	6/09/2017	TFR Cash Management AccoSuper maxi	Accounted	74,000.00	Dr
13/09/2017	Automated Feed	12/09/2017	TFR Cash Management Acco	Accounted	95,000.00	Dr
22/09/2017	Automated Feed	21/09/2017	TFR Cash Management Acco	Accounted	400.00	Dr
22/09/2017	Automated Feed	21/09/2017	TFR Cash Management Acco	Accounted	3,750.00	Dr
29/09/2017	Automated Feed	28/09/2017	TFR Cash Management Acco	Accounted	1,800.00	Dr
30/09/2017	Automated Feed	29/09/2017	TFR Cash Management Acco	Accounted	3,000.00	Dr
30/09/2017	Automated Feed	29/09/2017	INTEREST PAID	Accounted	232.69	Dr
4/10/2017	Automated Feed	3/10/2017	TFR Cash Manage	Accounted	25,000.00	Cr
4/10/2017	Automated Feed	3/10/2017	TFR Cash Management Acco	Accounted	95,000.00	Dr
5/10/2017	Automated Feed	4/10/2017	TFR Cash Management Acco	Accounted	2,000.00	Dr
10/10/2017	Automated Feed	9/10/2017	TFR Cash Manage	Accounted	600,000.00	Cr
18/10/2017	Automated Feed	16/10/2017	TFR Cash Management Acco	Accounted	2,000.00	Dr
20/10/2017	Automated Feed	19/10/2017	TFR Cash Management Acco	Accounted	2,000.00	Dr
1/11/2017	Automated Feed	30/10/2017	TFR Westpac Bus	Accounted	26,500.00	Cr
1/11/2017	Automated Feed	31/10/2017	INTEREST PAID	Accounted	105.32	Dr
3/11/2017	Automated Feed	1/11/2017	TFR Cash Management Acco	Accounted	95,000.00	Dr
3/11/2017	Automated Feed	1/11/2017	TFR Cash Manage bwt/jlf draw down	Accounted	25,000.00	Cr
3/11/2017	Automated Feed	1/11/2017	TFR Cash Management Acco	Accounted	7,000.00	Dr
30/11/2017	Automated Feed	29/11/2017	TFR Cash Manage	Accounted	25,000.00	Cr
1/12/2017	Automated Feed	30/11/2017	TFR Cash Manage	Accounted	500.00	Cr
1/12/2017	Automated Feed	30/11/2017	INTEREST PAID	Accounted	30.37	Dr
1/12/2017	Automated Feed	30/11/2017	TFR Cash Management Acco	Accounted	500.00	Dr
6/12/2017	Automated Feed	4/12/2017	TFR Cash Management Acco	Accounted	100,000.00	Dr
14/12/2017	Automated Feed	13/12/2017	TFR Cash Management Acco	Accounted	1,000.00	Dr
23/12/2017	Automated Feed	22/12/2017	TFR Cash Management Acco	Accounted	7,500.00	Dr
30/12/2017	Automated Feed	29/12/2017	INTEREST PAID	Accounted	55.98	Dr
3/01/2018	Automated Feed	2/01/2018	TFR Cash Management Acco	Accounted	94,000.00	Dr
10/01/2018	Automated Feed	9/01/2018	TFR Cash Management Acco	Accounted	7,000.00	Dr
13/01/2018	Automated Feed	12/01/2018	TFR Cash Management Acco	Accounted	1,000.00	Dr
30/01/2018	Automated Feed	29/01/2018	TFR Cash Manage	Accounted	20,000.00	Cr
1/02/2018	Automated Feed	31/01/2018	INTEREST PAID	Accounted	111.90	Dr
9/02/2018	Automated Feed	8/02/2018	TFR Cash Management Acco	Accounted	100,000.00	Dr
15/02/2018	Automated Feed	14/02/2018	TFR Cash Manage	Accounted	300,000.00	Cr
27/02/2018	Automated Feed	26/02/2018	TFR Cash Manage	Accounted	36,000.00	Cr
1/03/2018	Automated Feed	28/02/2018	INTEREST PAID	Accounted	61.90	Dr
6/03/2018	Automated Feed	5/03/2018	TFR Cash Management Acco	Accounted	7,500.00	Dr
6/03/2018	Automated Feed	5/03/2018	TFR Cash Management Acco	Accounted	55,000.00	Dr
27/03/2018	Automated Feed	26/03/2018	TFR Cash Management Acco	Accounted	5,500.00	Dr
30/03/2018	Automated Feed	29/03/2018	INTEREST PAID	Accounted	23.11	Dr
4/04/2018	Automated Feed	3/04/2018	TFR Cash Management Acco	Accounted	105,000.00	Dr
4/04/2018	Automated Feed	3/04/2018	TFR Cash Management Acco	Accounted	8,000.00	Dr
13/04/2018	Automated Feed	12/04/2018	TFR Cash Management Acco	Accounted	3,500.00	Dr
1/05/2018	Automated Feed	30/04/2018	INTEREST PAID	Accounted	75.58	Dr
1/05/2018	Automated Feed	30/04/2018	TFR Cash Manage	Accounted	25,000.00	Cr
2/05/2018	Automated Feed	1/05/2018	TFR Cash Management Acco	Accounted	85,000.00	Dr
5/05/2018	Automated Feed	4/05/2018	TFR Cash Management Acco	Accounted	3,000.00	Dr

**Mascot Superannuation Fund**  
**General Ledger Audit Trail**  
**For the period from 1 July 2017 to 30 June 2018**

Processed Date & User	Date	Description	State	Amount
-----------------------	------	-------------	-------	--------

## Assets

### Other Assets - Cash At Bank - Westpac Business Cash Reserve Account (Max-i Direct)

1/06/2018	Automated Feed	31/05/2018	TFR Cash Manage	Accounted	20,000.00	Cr
1/06/2018	Automated Feed	31/05/2018	INTEREST PAID	Accounted	106.82	Dr
12/06/2018	Automated Feed	11/06/2018	TFR Cash Management Acco	Accounted	9,200.00	Dr
15/06/2018	Automated Feed	14/06/2018	TFR Cash Manage	Accounted	170,000.00	Cr
8/07/2018	Automated Feed	28/06/2018	TFR Cash Management Acco	Accounted	107,000.00	Dr
9/07/2018	Automated Feed	29/06/2018	INTEREST PAID	Accounted	62.07	Dr

### Other Assets - Cash At Bank - Westpac Cash Management Account

4/07/2017	Automated Feed	3/07/2017	SERVICE FEE	Accounted	5.00	Cr
4/07/2017	Automated Feed	3/07/2017	TFR Westpac Business Cas	Accounted	50,000.00	Dr
4/07/2017	Automated Feed	3/07/2017	PYMT nbtaylor d NBT SALARY	Accounted	25,000.00	Cr
5/07/2017	Automated Feed	4/07/2017	WBC DIVIDEND 001202547311	Accounted	7,383.70	Dr
5/07/2017	Automated Feed	4/07/2017	TFR Westpac Bus	Accounted	32,000.00	Cr
7/07/2017	Automated Feed	6/07/2017	QAN DIV PAY 001203362374	Accounted	422.66	Dr
7/07/2017	Automated Feed	6/07/2017	PPT DIV PAY 001203374697	Accounted	1,300.00	Dr
9/07/2017	Automated Feed	7/07/2017	AUPL DISTRIBUTIO AUI101529297	Accounted	467.57	Dr
9/07/2017	Automated Feed	7/07/2017	TLS DIV 001203427298	Accounted	892.33	Dr
11/07/2017	Automated Feed	10/07/2017	TFR Westpac Bus	Accounted	87,500.00	Cr
11/07/2017	Automated Feed	10/07/2017	TFR Westpac Bus	Accounted	3,500.00	Cr
11/07/2017	Automated Feed	10/07/2017	TFR Business Cheque Plus	Accounted	87,780.00	Dr
14/07/2017	Automated Feed	13/07/2017	CBA DIV PAY 001203453036	Accounted	6,806.52	Dr
14/07/2017	Automated Feed	13/07/2017	TFR Westpac Bus	Accounted	7,000.00	Cr
21/07/2017	Automated Feed	20/07/2017	ATO ATO95214407683R201	Accounted	23,800.00	Dr
23/07/2017	Automated Feed	21/07/2017	TFR Westpac Bus	Accounted	24,000.00	Cr
25/07/2017	Automated Feed	24/07/2017	BQT 97830	Accounted	1,484.49	Dr
26/07/2017	Automated Feed	25/07/2017	TFR Westpac Business One	Accounted	6,930.00	Dr
26/07/2017	Automated Feed	25/07/2017	TFR Westpac Bus	Accounted	8,000.00	Cr
28/07/2017	Automated Feed	27/07/2017	Pelathon Pub 68085	Accounted	67.51	Dr
1/08/2017	Automated Feed	31/07/2017	INTEREST PAID	Accounted	0.01	Dr
2/08/2017	Automated Feed	1/08/2017	TFR Westpac Bus	Accounted	95,000.00	Cr
2/08/2017	Automated Feed	1/08/2017	TFR Business Cheque Plus	Accounted	87,780.00	Dr
2/08/2017	Automated Feed	1/08/2017	SERVICE FEE	Accounted	5.00	Cr
2/08/2017	Automated Feed	1/08/2017	TFR Westpac Business One	Accounted	6,930.00	Dr
4/08/2017	Automated Feed	3/08/2017	ASX DIV PAY 001203493743	Accounted	514.80	Dr
15/08/2017	Automated Feed	14/08/2017	TFR Westpac Business Cas	Accounted	2,000.00	Dr
17/08/2017	Automated Feed	16/08/2017	TFR Westpac Bus	Accounted	2,500.00	Cr
1/09/2017	Automated Feed	31/08/2017	SCG DISTRIBUTION AUG17/00840874	Accounted	616.73	Dr
1/09/2017	Automated Feed	31/08/2017	WFD DISTRIBUTION AUG17/00833352	Accounted	423.91	Dr
2/09/2017	Automated Feed	1/09/2017	SERVICE FEE	Accounted	5.00	Cr
7/09/2017	Automated Feed	6/09/2017	ATO ATO001000009107584	Accounted	73,477.93	Dr
7/09/2017	Automated Feed	6/09/2017	TFR Westpac Bus Super maxi	Accounted	74,000.00	Cr
13/09/2017	Automated Feed	12/09/2017	TFR Business Cheque Plus	Accounted	87,780.00	Dr
13/09/2017	Automated Feed	12/09/2017	TFR Westpac Bus	Accounted	95,000.00	Cr
13/09/2017	Automated Feed	12/09/2017	TFR Westpac Business One	Accounted	6,930.00	Dr
22/09/2017	Automated Feed	21/09/2017	WOODSIDE INT17/00552744	Accounted	3,740.21	Dr
22/09/2017	Automated Feed	21/09/2017	TFR Westpac Bus	Accounted	400.00	Cr
22/09/2017	Automated Feed	21/09/2017	TFR Westpac Bus	Accounted	3,750.00	Cr
27/09/2017	Automated Feed	26/09/2017	TFR Westpac Bus	Accounted	2,145.00	Cr
27/09/2017	Automated Feed	26/09/2017	BHP LTD DIVIDEND AF375/00990524	Accounted	3,541.24	Dr



**Mascot Superannuation Fund**  
**General Ledger Audit Trail**  
**For the period from 1 July 2017 to 30 June 2018**

Processed Date & User	Date	Description	State	Amount
-----------------------	------	-------------	-------	--------

## Assets

### Other Assets - Cash At Bank - Westpac Cash Management Account

28/09/2017	Automated Feed	27/09/2017	ASX FNL DIV 001207040569	Accounted	518.96	Dr
29/09/2017	Automated Feed	28/09/2017	TLS FNL DIV 001205942684	Accounted	892.33	Dr
29/09/2017	Automated Feed	28/09/2017	TLS FNL DIV 001205942686	Accounted	231.26	Dr
29/09/2017	Automated Feed	28/09/2017	TFR Westpac Bus	Accounted	1,800.00	Cr
30/09/2017	Automated Feed	29/09/2017	TFR Westpac Bus	Accounted	3,000.00	Cr
30/09/2017	Automated Feed	29/09/2017	PPT FNL DIV 001207820785	Accounted	1,350.00	Dr
30/09/2017	Automated Feed	29/09/2017	AMP LIMITED 17INT/01223456	Accounted	580.00	Dr
3/10/2017	Automated Feed	2/10/2017	SERVICE FEE	Accounted	5.00	Cr
4/10/2017	Automated Feed	3/10/2017	TFR Westpac Bus	Accounted	95,000.00	Cr
4/10/2017	Automated Feed	3/10/2017	TFR Cash Manage	Accounted	25,000.00	Cr
4/10/2017	Automated Feed	3/10/2017	TFR Business Cheque Plus	Accounted	89,980.00	Dr
4/10/2017	Automated Feed	3/10/2017	TFR Westpac Business One	Accounted	6,939.00	Dr
4/10/2017	Automated Feed	3/10/2017	TFR Westpac Business Cas	Accounted	25,000.00	Dr
5/10/2017	Automated Feed	4/10/2017	TFR Westpac Bus	Accounted	2,000.00	Cr
8/10/2017	Automated Feed	6/10/2017	CWN DIVIDEND OCT17/00818514	Accounted	360.00	Dr
10/10/2017	Automated Feed	9/10/2017	TFR Westpac Business Cas	Accounted	600,000.00	Dr
10/10/2017	Automated Feed	9/10/2017	PYMT mascot fou boq term deposit	Accounted	600,000.00	Cr
13/10/2017	Automated Feed	12/10/2017	SOUTH32 DIVIDEND AF003/00958420	Accounted	533.99	Dr
13/10/2017	Automated Feed	12/10/2017	AUPL DISTRIBUTIO AUI101529297	Accounted	467.57	Dr
14/10/2017	Automated Feed	13/10/2017	QANTAS DIV 001208294253	Accounted	422.66	Dr
18/10/2017	Automated Feed	16/10/2017	MT GIBSON IRON OCT17/00802646	Accounted	523.02	Dr
18/10/2017	Automated Feed	16/10/2017	TFR Westpac Bus	Accounted	2,000.00	Cr
19/10/2017	Automated Feed	18/10/2017	BWR DISTRIBUTION OCT17/00800737	Accounted	592.67	Dr
19/10/2017	Automated Feed	18/10/2017	BWR DISTRIBUTION OCT17/00800432	Accounted	1,040.00	Dr
20/10/2017	Automated Feed	19/10/2017	TFR Westpac Bus	Accounted	2,000.00	Cr
21/10/2017	Automated Feed	20/10/2017	Pelathon Pub 211313	Accounted	67.51	Dr
21/10/2017	Automated Feed	20/10/2017	BWF DIVIDEND OCT17/00800243	Accounted	241.76	Dr
1/11/2017	Automated Feed	30/10/2017	TAX ATO Direct Tax Payment bas	Accounted	21,733.00	Cr
1/11/2017	Automated Feed	30/10/2017	TFR Westpac Business One	Accounted	26,500.00	Dr
1/11/2017	Automated Feed	31/10/2017	BQT 112396	Accounted	424.14	Dr
3/11/2017	Automated Feed	1/11/2017	SERVICE FEE	Accounted	5.00	Cr
3/11/2017	Automated Feed	1/11/2017	TFR Westpac Business One	Accounted	6,930.00	Dr
3/11/2017	Automated Feed	1/11/2017	TFR Business Cheque Plusmascot rent nov	Accounted	89,980.00	Dr
3/11/2017	Automated Feed	1/11/2017	TFR Westpac Bus	Accounted	95,000.00	Cr
3/11/2017	Automated Feed	1/11/2017	TFR Westpac Bus	Accounted	7,000.00	Cr
30/11/2017	Automated Feed	29/11/2017	BPAY ASIC ASIC return	Accounted	332.00	Cr
1/12/2017	Automated Feed	30/11/2017	TFR Westpac Bus	Accounted	500.00	Cr
1/12/2017	Automated Feed	30/11/2017	TFR Westpac Business One	Accounted	318.00	Dr
1/12/2017	Automated Feed	30/11/2017	TFR Westpac Business Cas	Accounted	500.00	Dr
1/12/2017	Automated Feed	30/11/2017	BPAY WILLOUGHBY willoughby ccl	Accounted	318.00	Cr
2/12/2017	Automated Feed	1/12/2017	SERVICE FEE	Accounted	5.00	Cr
5/12/2017	Automated Feed	4/12/2017	TFR Westpac Bus	Accounted	100,000.00	Cr
5/12/2017	Automated Feed	4/12/2017	TFR Westpac Business One	Accounted	7,700.00	Dr
5/12/2017	Automated Feed	4/12/2017	TFR Business Cheque Plus	Accounted	93,720.00	Dr
5/12/2017	Automated Feed	4/12/2017	BPAY AMERICAN E amex a/c	Accounted	375.32	Cr
7/12/2017	Automated Feed	6/12/2017	TFR Westpac Business One	Accounted	375.32	Dr
14/12/2017	Automated Feed	13/12/2017	TFR Westpac Bus	Accounted	1,000.00	Cr
23/12/2017	Automated Feed	22/12/2017	TFR Westpac Bus	Accounted	7,500.00	Cr
23/12/2017	Automated Feed	22/12/2017	WBC DIVIDEND 001209559875	Accounted	7,383.70	Dr

**Mascot Superannuation Fund**  
**General Ledger Audit Trail**  
**For the period from 1 July 2017 to 30 June 2018**

Processed Date & User		Date	Description	State	Amount	
<b>Assets</b>						
<b>Other Assets - Cash At Bank - Westpac Cash Management Account</b>						
3/01/2018	Automated Feed	2/01/2018	TFR Business Cheque Plus	Accounted	93,720.00	Dr
3/01/2018	Automated Feed	2/01/2018	TFR Westpac Bus	Accounted	94,000.00	Cr
3/01/2018	Automated Feed	2/01/2018	SERVICE FEE	Accounted	5.00	Cr
10/01/2018	Automated Feed	9/01/2018	TFR Westpac Bus	Accounted	7,000.00	Cr
10/01/2018	Automated Feed	9/01/2018	TFR Westpac Business One	Accounted	7,700.00	Dr
12/01/2018	Automated Feed	11/01/2018	AUPL DISTRIBUTIO AUI101529297	Accounted	467.57	Dr
13/01/2018	Automated Feed	12/01/2018	TFR Westpac Bus	Accounted	1,000.00	Cr
27/01/2018	Automated Feed	25/01/2018	Pelathon Pub 221763	Accounted	89.35	Dr
1/02/2018	Automated Feed	31/01/2018	BQT 122162	Accounted	424.14	Dr
2/02/2018	Automated Feed	1/02/2018	SERVICE FEE	Accounted	5.00	Cr
9/02/2018	Automated Feed	8/02/2018	TFR Business Cheque Plus	Accounted	92,720.00	Dr
9/02/2018	Automated Feed	8/02/2018	TFR Westpac Business One	Accounted	7,700.00	Dr
9/02/2018	Automated Feed	8/02/2018	TFR Westpac Bus	Accounted	100,000.00	Cr
15/02/2018	Automated Feed	14/02/2018	PYMT mascot fou TERM DEPOSIT BOQ	Accounted	300,000.00	Cr
15/02/2018	Automated Feed	14/02/2018	TFR Westpac Business Cas	Accounted	300,000.00	Dr
17/02/2018	Automated Feed	16/02/2018	CYBG DIVIDEND AU001/00884727	Accounted	31.69	Dr
27/02/2018	Automated Feed	26/02/2018	TFR Cash Manage	Accounted	10,000.00	Cr
27/02/2018	Automated Feed	26/02/2018	TFR Westpac Business Cas	Accounted	36,000.00	Dr
1/03/2018	Automated Feed	28/02/2018	WFD DISTRIBUTION FEB18/00830757	Accounted	426.50	Dr
1/03/2018	Automated Feed	28/02/2018	SCG DISTRIBUTION FEB18/00839313	Accounted	617.29	Dr
1/03/2018	Automated Feed	28/02/2018	TAX ATO Direct Tax Payment	Accounted	26,838.00	Cr
1/03/2018	Automated Feed	28/02/2018	INTEREST PAID	Accounted	0.01	Dr
2/03/2018	Automated Feed	1/03/2018	SERVICE FEE	Accounted	5.00	Cr
6/03/2018	Automated Feed	5/03/2018	TFR Westpac Bus	Accounted	55,000.00	Cr
6/03/2018	Automated Feed	5/03/2018	TFR Westpac Bus	Accounted	7,500.00	Cr
6/03/2018	Automated Feed	5/03/2018	TFR Westpac Business One	Accounted	7,700.00	Dr
6/03/2018	Automated Feed	5/03/2018	TFR Business Cheque Plus	Accounted	93,720.00	Dr
6/03/2018	Automated Feed	5/03/2018	TFR Cash Manage	Accounted	40,000.00	Cr
22/03/2018	Automated Feed	21/03/2018	WOODSIDE PRE18/00829584	Accounted	1,073.60	Dr
23/03/2018	Automated Feed	22/03/2018	WOODSIDE FIN17/00552319	Accounted	3,779.87	Dr
27/03/2018	Automated Feed	26/03/2018	PPT ITM DIV 001213596297	Accounted	1,350.00	Dr
27/03/2018	Automated Feed	26/03/2018	WOR DIVIDEND INT18/00804820	Accounted	536.00	Dr
27/03/2018	Automated Feed	26/03/2018	TFR Westpac Bus	Accounted	5,500.00	Cr
28/03/2018	Automated Feed	27/03/2018	BHP LTD DIVIDEND AI376/00986298	Accounted	4,720.74	Dr
29/03/2018	Automated Feed	28/03/2018	ASX ITM DIV 001214930062	Accounted	557.44	Dr
29/03/2018	Automated Feed	28/03/2018	AMP LIMITED 17FIN/01213766	Accounted	580.00	Dr
30/03/2018	Automated Feed	29/03/2018	TLS ITM DIV 001213058461	Accounted	164.12	Dr
30/03/2018	Automated Feed	29/03/2018	TLS ITM DIV 001213058459	Accounted	633.27	Dr
4/04/2018	Automated Feed	3/04/2018	TFR Business Cheque Plus	Accounted	97,350.00	Dr
4/04/2018	Automated Feed	3/04/2018	TFR Westpac Business One	Accounted	7,700.00	Dr
4/04/2018	Automated Feed	3/04/2018	SERVICE FEE	Accounted	5.00	Cr
4/04/2018	Automated Feed	3/04/2018	TFR Westpac Bus	Accounted	8,000.00	Cr
4/04/2018	Automated Feed	3/04/2018	TFR Westpac Bus	Accounted	105,000.00	Cr
5/04/2018	Automated Feed	4/04/2018	CWN DIVIDEND APR18/00817706	Accounted	360.00	Dr
6/04/2018	Automated Feed	5/04/2018	SOUTH32 DIVIDEND RAU18/00952216	Accounted	603.13	Dr
10/04/2018	Automated Feed	9/04/2018	BWR DISTRIBUTION APR18/00800708	Accounted	455.90	Dr
10/04/2018	Automated Feed	9/04/2018	BWR DISTRIBUTION APR18/00800425	Accounted	800.00	Dr
11/04/2018	Automated Feed	10/04/2018	AUPL DISTRIBUTIO AUI101529297	Accounted	467.57	Dr

**Mascot Superannuation Fund**  
**General Ledger Audit Trail**  
**For the period from 1 July 2017 to 30 June 2018**

Processed Date & User	Date	Description	State	Amount
-----------------------	------	-------------	-------	--------

## Assets

### Other Assets · Cash At Bank · Westpac Cash Management Account

12/04/2018	Automated Feed	11/04/2018	BWF DIVIDEND APR18/00800234	Accounted	255.19	Dr
13/04/2018	Automated Feed	12/04/2018	QANTAS DIV 001214834555	Accounted	422.66	Dr
13/04/2018	Automated Feed	12/04/2018	TFR Westpac Bus	Accounted	3,500.00	Cr
1/05/2018	Automated Feed	30/04/2018	BQT 125320	Accounted	424.14	Dr
1/05/2018	Automated Feed	30/04/2018	TFR Westpac Business Cas	Accounted	25,000.00	Dr
1/05/2018	Automated Feed	30/04/2018	INTEREST PAID	Accounted	0.01	Dr
1/05/2018	Automated Feed	30/04/2018	TAX ATO Direct tax bas april	Accounted	24,958.00	Cr
1/05/2018	Automated Feed	30/04/2018	Pelathon Pub 245983	Accounted	89.35	Dr
2/05/2018	Automated Feed	1/05/2018	TFR Westpac Bus	Accounted	85,000.00	Cr
2/05/2018	Automated Feed	1/05/2018	TFR Cash Manage	Accounted	20,000.00	Cr
2/05/2018	Automated Feed	1/05/2018	TFR Business Cheque Plus	Accounted	97,350.00	Dr
2/05/2018	Automated Feed	1/05/2018	TFR Westpac Business One	Accounted	9,900.00	Dr
2/05/2018	Automated Feed	1/05/2018	SERVICE FEE	Accounted	5.00	Cr
5/05/2018	Automated Feed	4/05/2018	TFR Westpac Bus	Accounted	3,000.00	Cr
1/06/2018	Automated Feed	31/05/2018	TFR Westpac Business Cas	Accounted	20,000.00	Dr
1/06/2018	Automated Feed	31/05/2018	TFR Cash Manage	Accounted	20,000.00	Cr
3/06/2018	Automated Feed	1/06/2018	SERVICE FEE	Accounted	5.00	Cr
8/06/2018	Automated Feed	7/06/2018	WESTFIELD CORP SOA02/00826413	Accounted	9,224.32	Dr
12/06/2018	Automated Feed	11/06/2018	TFR Westpac Bus	Accounted	9,200.00	Cr
15/06/2018	Automated Feed	14/06/2018	TFR Westpac Business Cas	Accounted	170,000.00	Dr
15/06/2018	Automated Feed	14/06/2018	PYMT nbtaylor d 22 TARLINGTON PLAC	Accounted	170,000.00	Cr
8/07/2018	Automated Feed	28/06/2018	TFR Business Cheque Plus	Accounted	97,350.00	Dr
8/07/2018	Automated Feed	28/06/2018	TFR Westpac Business One	Accounted	9,900.00	Dr
8/07/2018	Automated Feed	28/06/2018	TFR Westpac Bus	Accounted	107,000.00	Cr
9/07/2018	Automated Feed	29/06/2018	INTEREST PAID	Accounted	0.01	Dr

### Other Assets · Deferred Tax Assets · Carried Forward Capital Losses

23/11/2019	pasandi@armstrongadvisory.com.au	30/06/2018	Change In Carry Forward Loss	Accounted	431.70	Cr
------------	----------------------------------	------------	------------------------------	-----------	--------	----

### Other Assets · DRP Residual · Commonwealth Bank Of Australia.

23/11/2019	pasandi@armstrongadvisory.com.au	30/06/2018	Investment Income	Accounted	20.73	Dr
------------	----------------------------------	------------	-------------------	-----------	-------	----

### Other Assets · DRP Residual · Westpac Banking Corporation

23/11/2019	pasandi@armstrongadvisory.com.au	30/06/2018	Investment Income	Accounted	10.45	Cr
------------	----------------------------------	------------	-------------------	-----------	-------	----

### Other Assets · Other Taxes Refundable · Activity Statement Payable · Refundable

20/11/2018	Evidence Match	20/07/2017	Fund Activity Statement	Accounted	23,800.00	Cr
13/04/2019	pasandi@armstrongadvisory.com.au	30/09/2017	TAX ATO Direct Tax Payment bas	Accounted	21,733.00	Cr
13/04/2019	Evidence Match	30/10/2017	TAX ATO Direct Tax Payment bas	Accounted	21,733.00	Dr
13/04/2019	pasandi@armstrongadvisory.com.au	31/12/2017	TAX ATO Direct Tax Payment	Accounted	26,838.00	Cr
13/04/2019	Evidence Match	28/02/2018	TAX ATO Direct Tax Payment	Accounted	26,838.00	Dr
13/04/2019	pasandi@armstrongadvisory.com.au	31/03/2018	TAX ATO Direct tax bas april	Accounted	24,958.00	Cr
13/04/2019	Evidence Match	30/04/2018	TAX ATO Direct tax bas april	Accounted	24,958.00	Dr
13/04/2019	pasandi@armstrongadvisory.com.au	30/06/2018	Fund Activity Statement	Accounted	29,048.00	Cr

### Other Assets · Other Taxes Refundable · GST Payable · Refundable

**Mascot Superannuation Fund**  
**General Ledger Audit Trail**  
**For the period from 1 July 2017 to 30 June 2018**

Processed Date & User	Date	Description	State	Amount
-----------------------	------	-------------	-------	--------

## Assets

### Other Assets · Other Taxes Refundable · GST Payable · Refundable

20/10/2019	pasandi@armstrongadvisory.com.au	10/07/2017	Rent	Accounted	1,300.00	Cr
20/10/2019	pasandi@armstrongadvisory.com.au	10/07/2017	Rent	Accounted	1,220.00	Cr
20/10/2019	pasandi@armstrongadvisory.com.au	10/07/2017	Rent	Accounted	1,050.00	Cr
20/10/2019	pasandi@armstrongadvisory.com.au	10/07/2017	Rent	Accounted	4,410.00	Cr
13/04/2019	Transaction Rules	25/07/2017	Rent	Accounted	630.00	Cr
20/10/2019	pasandi@armstrongadvisory.com.au	1/08/2017	Rent	Accounted	4,410.00	Cr
20/10/2019	pasandi@armstrongadvisory.com.au	1/08/2017	Rent	Accounted	1,220.00	Cr
20/10/2019	pasandi@armstrongadvisory.com.au	1/08/2017	Rent	Accounted	1,050.00	Cr
13/04/2019	Transaction Rules	1/08/2017	Rent	Accounted	630.00	Cr
20/10/2019	pasandi@armstrongadvisory.com.au	1/08/2017	Rent	Accounted	1,300.00	Cr
13/04/2019	Transaction Rules	12/09/2017	Rent	Accounted	630.00	Cr
20/10/2019	pasandi@armstrongadvisory.com.au	12/09/2017	Rent	Accounted	1,300.00	Cr
20/10/2019	pasandi@armstrongadvisory.com.au	12/09/2017	Rent	Accounted	1,220.00	Cr
20/10/2019	pasandi@armstrongadvisory.com.au	12/09/2017	Rent	Accounted	1,050.00	Cr
20/10/2019	pasandi@armstrongadvisory.com.au	12/09/2017	Rent	Accounted	4,410.00	Cr
13/04/2019	pasandi@armstrongadvisory.com.au	30/09/2017	TAX ATO Direct Tax Payment bas	Accounted	21,733.00	Dr
20/10/2019	pasandi@armstrongadvisory.com.au	3/10/2017	Rent	Accounted	4,610.00	Cr
20/10/2019	pasandi@armstrongadvisory.com.au	3/10/2017	Rent	Accounted	1,050.00	Cr
13/04/2019	pasandi@armstrongadvisory.com.au	3/10/2017	Rent	Accounted	630.82	Cr
20/10/2019	pasandi@armstrongadvisory.com.au	3/10/2017	Rent	Accounted	1,300.00	Cr
20/10/2019	pasandi@armstrongadvisory.com.au	3/10/2017	Rent	Accounted	1,220.00	Cr
13/04/2019	Transaction Rules	1/11/2017	Rent	Accounted	630.00	Cr
20/10/2019	pasandi@armstrongadvisory.com.au	1/11/2017	Rent	Accounted	1,300.00	Cr
20/10/2019	pasandi@armstrongadvisory.com.au	1/11/2017	Rent	Accounted	1,220.00	Cr
20/10/2019	pasandi@armstrongadvisory.com.au	1/11/2017	Rent	Accounted	1,050.00	Cr
20/10/2019	pasandi@armstrongadvisory.com.au	1/11/2017	Rent	Accounted	4,610.00	Cr
13/04/2019	Transaction Rules	4/12/2017	Rent	Accounted	700.00	Cr
20/10/2019	pasandi@armstrongadvisory.com.au	4/12/2017	Rent	Accounted	1,300.00	Cr
20/10/2019	pasandi@armstrongadvisory.com.au	4/12/2017	Rent	Accounted	1,220.00	Cr
20/10/2019	pasandi@armstrongadvisory.com.au	4/12/2017	Rent	Accounted	1,050.00	Cr
20/10/2019	pasandi@armstrongadvisory.com.au	4/12/2017	Rent	Accounted	4,950.00	Cr
13/04/2019	pasandi@armstrongadvisory.com.au	31/12/2017	TAX ATO Direct Tax Payment	Accounted	26,838.00	Dr

**Mascot Superannuation Fund**  
**General Ledger Audit Trail**  
**For the period from 1 July 2017 to 30 June 2018**

Processed Date & User	Date	Description	State	Amount
-----------------------	------	-------------	-------	--------

## Assets

### Other Assets · Other Taxes Refundable · GST Payable · Refundable

20/10/2019	pasandi@armstrongadvisory.com.au	2/01/2018	Rent	Accounted	4,950.00	Cr
20/10/2019	pasandi@armstrongadvisory.com.au	2/01/2018	Rent	Accounted	1,050.00	Cr
20/10/2019	pasandi@armstrongadvisory.com.au	2/01/2018	Rent	Accounted	1,300.00	Cr
20/10/2019	pasandi@armstrongadvisory.com.au	2/01/2018	Rent	Accounted	1,220.00	Cr
13/04/2019	Transaction Rules	9/01/2018	Rent	Accounted	700.00	Cr
13/04/2019	Transaction Rules	8/02/2018	Rent	Accounted	700.00	Cr
20/10/2019	pasandi@armstrongadvisory.com.au	8/02/2018	Rent	Accounted	1,300.00	Cr
20/10/2019	pasandi@armstrongadvisory.com.au	8/02/2018	Rent	Accounted	1,129.09	Cr
20/10/2019	pasandi@armstrongadvisory.com.au	8/02/2018	Rent	Accounted	1,050.00	Cr
20/10/2019	pasandi@armstrongadvisory.com.au	8/02/2018	Rent	Accounted	4,950.00	Cr
13/04/2019	Transaction Rules	5/03/2018	Rent	Accounted	700.00	Cr
20/10/2019	pasandi@armstrongadvisory.com.au	5/03/2018	Rent	Accounted	1,300.00	Cr
20/10/2019	pasandi@armstrongadvisory.com.au	5/03/2018	Rent	Accounted	1,220.00	Cr
20/10/2019	pasandi@armstrongadvisory.com.au	5/03/2018	Rent	Accounted	1,050.00	Cr
20/10/2019	pasandi@armstrongadvisory.com.au	5/03/2018	Rent	Accounted	4,950.00	Cr
13/04/2019	pasandi@armstrongadvisory.com.au	31/03/2018	TAX ATO Direct tax bas april	Accounted	24,958.00	Dr
20/10/2019	pasandi@armstrongadvisory.com.au	3/04/2018	Rent	Accounted	5,250.00	Cr
20/10/2019	pasandi@armstrongadvisory.com.au	3/04/2018	Rent	Accounted	1,050.00	Cr
20/10/2019	pasandi@armstrongadvisory.com.au	3/04/2018	Rent	Accounted	1,300.00	Cr
13/04/2019	Transaction Rules	3/04/2018	Rent	Accounted	700.00	Cr
20/10/2019	pasandi@armstrongadvisory.com.au	3/04/2018	Rent	Accounted	1,250.00	Cr
13/04/2019	Transaction Rules	1/05/2018	Rent	Accounted	900.00	Cr
20/10/2019	pasandi@armstrongadvisory.com.au	1/05/2018	Rent	Accounted	1,300.00	Cr
20/10/2019	pasandi@armstrongadvisory.com.au	1/05/2018	Rent	Accounted	1,250.00	Cr
20/10/2019	pasandi@armstrongadvisory.com.au	1/05/2018	Rent	Accounted	1,050.00	Cr
20/10/2019	pasandi@armstrongadvisory.com.au	1/05/2018	Rent	Accounted	5,250.00	Cr
18/06/2019	pasandi@armstrongadvisory.com.au	14/06/2018	GST on Property Purchase	Accounted	340,000.00	Dr
20/10/2019	pasandi@armstrongadvisory.com.au	28/06/2018	Rent	Accounted	1,050.00	Cr
20/10/2019	pasandi@armstrongadvisory.com.au	28/06/2018	Rent	Accounted	1,250.00	Cr
20/10/2019	pasandi@armstrongadvisory.com.au	28/06/2018	Rent	Accounted	5,250.00	Cr
13/04/2019	Transaction Rules	28/06/2018	Rent	Accounted	900.00	Cr
20/10/2019	pasandi@armstrongadvisory.com.au	28/06/2018	Rent	Accounted	1,300.00	Cr

**Mascot Superannuation Fund**  
**General Ledger Audit Trail**  
**For the period from 1 July 2017 to 30 June 2018**

Processed Date & User	Date	Description	State	Amount
-----------------------	------	-------------	-------	--------

## Assets

### Other Assets · Other Taxes Refundable · GST Payable · Refundable

13/04/2019	pasandi@armstrongadvisory.com.au	30/06/2018	Fund Activity Statement	Accounted	29,048.00	Dr
------------	----------------------------------	------------	-------------------------	-----------	-----------	----

### Other Assets · Receivables · Investment Income Receivable · Distributions · Managed Investments · Australian Unity Div

21/11/2018	Evidence Match	7/07/2017	YOC0018AU Distribution - Cash	Accounted	467.57	Cr
18/03/2019	Income Announcement	30/09/2017	YOC0018AU Distribution - Cash	Accounted	467.57	Dr
13/04/2019	Evidence Match	12/10/2017	YOC0018AU Distribution - Cash	Accounted	467.57	Cr
18/03/2019	Income Announcement	31/12/2017	YOC0018AU Distribution - Cash	Accounted	467.57	Dr
13/04/2019	Evidence Match	11/01/2018	YOC0018AU Distribution - Cash	Accounted	467.57	Cr
18/03/2019	Income Announcement	29/03/2018	YOC0018AU Distribution - Cash	Accounted	467.57	Dr
18/03/2019	Evidence Match	10/04/2018	YOC0018AU Distribution - Cash	Accounted	467.57	Cr
18/03/2019	Income Announcement	29/06/2018	YOC0018AU Distribution - Cash	Accounted	467.57	Dr

### Other Assets · Receivables · Investment Income Receivable · Distributions · Shares in Listed Companies · Pelathon Pub

18/06/2019	pasandi@armstrongadvisory.com.au	27/07/2017	Pelathon Pub 68085	Accounted	67.51	Dr
18/06/2019	Evidence Match	27/07/2017	Pelathon Pub 68085	Accounted	67.51	Cr
18/06/2019	pasandi@armstrongadvisory.com.au	20/10/2017	Pelathon Pub 211313	Accounted	67.51	Dr
18/06/2019	Evidence Match	20/10/2017	Pelathon Pub 211313	Accounted	67.51	Cr
18/06/2019	pasandi@armstrongadvisory.com.au	25/01/2018	Pelathon Pub 221763	Accounted	89.35	Dr
18/06/2019	Evidence Match	25/01/2018	Pelathon Pub 221763	Accounted	89.35	Cr
18/06/2019	pasandi@armstrongadvisory.com.au	30/04/2018	Pelathon Pub 245983	Accounted	89.35	Dr
18/06/2019	Evidence Match	30/04/2018	Pelathon Pub 245983	Accounted	89.35	Cr
18/06/2019	pasandi@armstrongadvisory.com.au	30/06/2018	Pelathon Pub 252824	Accounted	89.35	Dr

### Other Assets · Receivables · Investment Income Receivable · Distributions · Stapled Securities · Scentre Group - Staple

21/09/2017	Income Announcement - Modified by automatch	11/08/2017	SCG 3.933558C FOREIGN SOURCE	Accounted	616.73	Dr
21/09/2017	Evidence Match	31/08/2017	SCG 3.933558C FOREIGN SOURCE	Accounted	616.73	Cr
18/03/2019	Income Announcement - Modified by automatch	13/02/2018	SCG 2.35C FRANKED @ 30%; NIL CFI	Accounted	617.29	Dr
18/03/2019	Evidence Match	28/02/2018	SCG 2.35C FRANKED @ 30%; NIL CFI	Accounted	617.29	Cr

### Other Assets · Receivables · Investment Income Receivable · Distributions · Stapled Securities · Westfield Corporation -

21/09/2017	Income Announcement - Modified by automatch	11/08/2017	WFD US12.75C; AUD9.8163C TAX DEF; 5.25 FRN SRC	Accounted	423.91	Dr
21/09/2017	Evidence Match	31/08/2017	WFD US12.75C; AUD9.8163C TAX DEF; 5.25 FRN SRC	Accounted	423.91	Cr
12/11/2018	Income Announcement - Modified by automatch	13/02/2018	WFD US12.75C;AUD12.03C TAX DEF;3.33C FRN SRC	Accounted	426.50	Dr
12/11/2018	Evidence Match	28/02/2018	WFD US12.75C;AUD12.03C TAX DEF;3.33C FRN SRC	Accounted	426.50	Cr

### Other Assets · Receivables · Investment Income Receivable · Distributions · Units In Listed Unit Trusts · Blackwall Prop

18/03/2019	Income Announcement	26/09/2017	BWR 100% TAX DEFERRED	Accounted	592.67	Dr
18/03/2019	Evidence Match	18/10/2017	BWR 100% TAX DEFERRED	Accounted	592.67	Cr
18/03/2019	Income Announcement	16/03/2018	BWR 100% TAX DEFERRED	Accounted	455.90	Dr
18/03/2019	Evidence Match	9/04/2018	BWR 100% TAX DEFERRED	Accounted	455.90	Cr

### Other Assets · Receivables · Investment Income Receivable · Distributions · Units In Listed Unit Trusts · Blackwall Prop

12/11/2018	Income Announcement	26/09/2017	BWR 100% TAX DEFERRED	Accounted	1,040.00	Dr
12/11/2018	Evidence Match	18/10/2017	BWR 100% TAX DEFERRED	Accounted	1,040.00	Cr
18/03/2019	Income Announcement	16/03/2018	BWR 100% TAX DEFERRED	Accounted	800.00	Dr

**Mascot Superannuation Fund**  
**General Ledger Audit Trail**  
**For the period from 1 July 2017 to 30 June 2018**

Processed Date & User	Date	Description	State	Amount
-----------------------	------	-------------	-------	--------

## Assets

### Other Assets · Receivables · Investment Income Receivable · Distributions · Units In Listed Unit Trusts · Blackwall Proprietary

18/03/2019	Evidence Match	9/04/2018	BWR 100% TAX DEFERRED	Accounted	800.00	Cr
------------	----------------	-----------	-----------------------	-----------	--------	----

### Other Assets · Receivables · Investment Income Receivable · Distributions · Units In Unlisted Unit Trusts · Bakehouse Capital

18/06/2019	pasandi@armstrongadvisory.com.au	24/07/2017	BQT 97830	Accounted	1,484.49	Dr
18/06/2019	Evidence Match	24/07/2017	BQT 97830	Accounted	1,484.49	Cr
18/06/2019	pasandi@armstrongadvisory.com.au	31/10/2017	BQT 112396	Accounted	424.14	Dr
18/06/2019	Evidence Match	31/10/2017	BQT 112396	Accounted	424.14	Cr
18/06/2019	pasandi@armstrongadvisory.com.au	31/01/2018	BQT 122162	Accounted	424.14	Dr
18/06/2019	Evidence Match	31/01/2018	BQT 122162	Accounted	424.14	Cr
18/06/2019	pasandi@armstrongadvisory.com.au	30/04/2018	BQT 125320	Accounted	424.14	Dr
18/06/2019	Evidence Match	30/04/2018	BQT 125320	Accounted	424.14	Cr

### Other Assets · Receivables · Investment Income Receivable · Dividends · Shares in Listed Companies · AMP Limited

12/11/2018	Income Announcement	29/09/2017	AMP 13.05C FR@30%; 1.45C CFI; DRP NIL DISC	Accounted	580.00	Dr
12/11/2018	Evidence Match	29/09/2017	AMP 13.05C FR@30%; 1.45C CFI; DRP NIL DISC	Accounted	580.00	Cr
12/11/2018	Income Announcement	28/03/2018	AMP 13.05C FR@30%; 1.45C CFI; DRP NIL DISC	Accounted	580.00	Dr
12/11/2018	Evidence Match	28/03/2018	AMP 13.05C FR@30%; 1.45C CFI; DRP NIL DISC	Accounted	580.00	Cr

### Other Assets · Receivables · Investment Income Receivable · Dividends · Shares in Listed Companies · ASX Limited

11/11/2018	Evidence Match	3/08/2017	ASX 99C FRANKED @ 30%; DRP SUSPENDED	Accounted	514.80	Cr
12/11/2018	Income Announcement	27/09/2017	ASX 99.8C FRANKED @ 30%; DRP SUSPENDED	Accounted	518.96	Dr
12/11/2018	Evidence Match	27/09/2017	ASX 99.8C FRANKED @ 30%; DRP SUSPENDED	Accounted	518.96	Cr
18/03/2019	Income Announcement	28/03/2018	ASX 107.2C FRANKED @ 30%; DRP SUSPENDED	Accounted	557.44	Dr
18/03/2019	Evidence Match	28/03/2018	ASX 107.2C FRANKED @ 30%; DRP SUSPENDED	Accounted	557.44	Cr

### Other Assets · Receivables · Investment Income Receivable · Dividends · Shares in Listed Companies · Australia And New Zealand

12/11/2018	pasandi@armstrongadvisory.com.au	3/07/2017	ANZ 80C FRANKED @ 30%; DRP & BSP NIL DISC	Accounted	4,156.80	Dr
12/11/2018	Evidence Match	3/07/2017	ANZ 80C FRANKED @ 30%; DRP & BSP NIL DISC	Accounted	4,156.80	Cr
21/10/2019	pasandi@armstrongadvisory.com.au	18/12/2017	ANZ 80C FRANKED @ 30%; DRP & BSP NIL DISC	Accounted	4,272.00	Dr
21/10/2019	Evidence Match	18/12/2017	ANZ 80C FRANKED @ 30%; DRP & BSP NIL DISC	Accounted	4,272.00	Cr

### Other Assets · Receivables · Investment Income Receivable · Dividends · Shares in Listed Companies · BHP Billiton Limited

12/11/2018	Income Announcement	26/09/2017	BHP US 43C FRANKED @30%	Accounted	3,541.24	Dr
12/11/2018	Evidence Match	26/09/2017	BHP US 43C FRANKED @30%	Accounted	3,541.24	Cr
12/11/2018	Income Announcement	27/03/2018	BHP US 55C FRANKED @30%	Accounted	4,720.74	Dr
12/11/2018	Evidence Match	27/03/2018	BHP US 55C FRANKED @30%	Accounted	4,720.74	Cr

### Other Assets · Receivables · Investment Income Receivable · Dividends · Shares in Listed Companies · Blackwall Limited

12/11/2018	Income Announcement - Modified by automatch	20/10/2017	BWF 1.8C FRANKED @ 30%	Accounted	241.76	Dr
12/11/2018	Evidence Match	20/10/2017	BWF 1.8C FRANKED @ 30%	Accounted	241.76	Cr
18/03/2019	Income Announcement - Modified by automatch	11/04/2018	BWF 1.9C FRANKED @ 27.5%	Accounted	255.19	Dr
18/03/2019	Evidence Match	11/04/2018	BWF 1.9C FRANKED @ 27.5%	Accounted	255.19	Cr

### Other Assets · Receivables · Investment Income Receivable · Dividends · Shares in Listed Companies · Commonwealth Bank

11/11/2018	Evidence Match	13/07/2017	CBA 222C FRANKED @ 30%; DRP NIL DISCOUNT	Accounted	6,806.52	Cr
12/11/2018	Income Announcement	29/09/2017	CBA 230C FRANKED @ 30%; DRP	Accounted	7,051.80	Dr
12/11/2018	Income Announcement	28/03/2018	CBA 200C FRANKED@30%; DRP NIL DISCOUNT	Accounted	6,132.00	Dr

**Mascot Superannuation Fund**  
**General Ledger Audit Trail**  
**For the period from 1 July 2017 to 30 June 2018**

Processed Date & User	Date	Description	State	Amount	
<b>Assets</b>					
<b>Other Assets · Receivables · Investment Income Receivable · Dividends · Shares in Listed Companies · Crown Resorts I</b>					
12/11/2018	Income Announcement	6/10/2017	CWN 18C FRANKED @30%; NIL CFI	Accounted	360.00 Dr
12/11/2018	Evidence Match	6/10/2017	CWN 18C FRANKED @30%; NIL CFI	Accounted	360.00 Cr
18/03/2019	Income Announcement	4/04/2018	CWN 18C FRANKED @30%; NIL CFI	Accounted	360.00 Dr
18/03/2019	Evidence Match	4/04/2018	CWN 18C FRANKED @30%; NIL CFI	Accounted	360.00 Cr
<b>Other Assets · Receivables · Investment Income Receivable · Dividends · Shares in Listed Companies · Mount Gibson Ir</b>					
12/11/2018	Income Announcement	16/10/2017	MGX 2C FRANKED @ 30% D.R.P. SUSPENDED	Accounted	523.02 Dr
12/11/2018	Evidence Match	16/10/2017	MGX 2C FRANKED @ 30% D.R.P. SUSPENDED	Accounted	523.02 Cr
<b>Other Assets · Receivables · Investment Income Receivable · Dividends · Shares in Listed Companies · National Austral</b>					
12/11/2018	pasandi@armstrongadvisory.com.au	5/07/2017	NAB 99C FRANKED@ 30%;DRP&BSP NIL DISCOUNT	Accounted	7,500.24 Dr
12/11/2018	Evidence Match	5/07/2017	NAB 99C FRANKED@ 30%;DRP&BSP NIL DISCOUNT	Accounted	7,500.24 Cr
21/10/2019	pasandi@armstrongadvisory.com.au	13/12/2017	NAB 99C FR@ 30%; DRP; BSP NIL DISCOUNT	Accounted	7,747.74 Dr
21/10/2019	Evidence Match	13/12/2017	NAB 99C FR@ 30%; DRP; BSP NIL DISCOUNT	Accounted	7,747.74 Cr
<b>Other Assets · Receivables · Investment Income Receivable · Dividends · Shares in Listed Companies · Perpetual Limite</b>					
11/11/2018	Evidence Match	6/07/2017	PPT 130C FRANKED @ 30%; DRP NIL DISCOUNT	Accounted	1,300.00 Cr
12/11/2018	Income Announcement	29/09/2017	PPT 135C FRANKED@30%; DRP NIL DISCOUNT	Accounted	1,350.00 Dr
12/11/2018	Evidence Match	29/09/2017	PPT 135C FRANKED@30%; DRP NIL DISCOUNT	Accounted	1,350.00 Cr
18/03/2019	Income Announcement	26/03/2018	PPT 135C FRANKED@30%; DRP NIL DISCOUNT	Accounted	1,350.00 Dr
18/03/2019	Evidence Match	26/03/2018	PPT 135C FRANKED@30%; DRP NIL DISCOUNT	Accounted	1,350.00 Cr
<b>Other Assets · Receivables · Investment Income Receivable · Dividends · Shares in Listed Companies · Qantas Airways</b>					
11/11/2018	Evidence Match	6/07/2017	QAN 7C FRANKED @ 30% DRP SUSPENDED	Accounted	422.66 Cr
12/11/2018	Income Announcement	13/10/2017	QAN UNFRANKED; 100% CFI; DRP SUSPENDED	Accounted	422.66 Dr
12/11/2018	Evidence Match	13/10/2017	QAN UNFRANKED; 100% CFI; DRP SUSPENDED	Accounted	422.66 Cr
18/03/2019	Income Announcement	12/04/2018	QAN UNFRANKED; NIL CFI; DRP SUSPENDED	Accounted	422.66 Dr
18/03/2019	Evidence Match	12/04/2018	QAN UNFRANKED; NIL CFI; DRP SUSPENDED	Accounted	422.66 Cr
<b>Other Assets · Receivables · Investment Income Receivable · Dividends · Shares in Listed Companies · South32 Limited</b>					
12/11/2018	Income Announcement	12/10/2017	S32 US 6.4C FRANKED@30%	Accounted	533.99 Dr
12/11/2018	Evidence Match	12/10/2017	S32 US 6.4C FRANKED@30%	Accounted	533.99 Cr
12/11/2018	Income Announcement - Modified by pasandi@armstrongadvisory.com.au	5/04/2018	S32 US7.3C;US6.73C FR@30%;0.57C CFI;US3CSPEC	Accounted	603.13 Dr
12/11/2018	Evidence Match	5/04/2018	S32 US7.3C;US6.73C FR@30%;0.57C CFI;US3CSPEC	Accounted	603.13 Cr
<b>Other Assets · Receivables · Investment Income Receivable · Dividends · Shares in Listed Companies · Telstra Corporat</b>					
11/11/2018	Evidence Match	7/07/2017	TLS 15.5C FRANKED @ 30%; DRP NIL DISCOUNT	Accounted	892.33 Cr
12/11/2018	Income Announcement - Modified by automatch	28/09/2017	TLS 15.5C FRANKED @ 30% D.R.P. SUSPENDED	Accounted	892.33 Dr
12/11/2018	Evidence Match	28/09/2017	TLS 15.5C FRANKED @ 30% D.R.P. SUSPENDED	Accounted	892.33 Cr
18/03/2019	Income Announcement	29/03/2018	TLS 11C FRANKED@30%; 3.5C SPECIAL; DRP	Accounted	633.27 Dr
18/03/2019	Evidence Match	29/03/2018	TLS 11C FRANKED@30%; 3.5C SPECIAL; DRP	Accounted	633.27 Cr
<b>Other Assets · Receivables · Investment Income Receivable · Dividends · Shares in Listed Companies · Wesfarmers Lim</b>					
21/10/2019	pasandi@armstrongadvisory.com.au	28/09/2017	WES 120C FRANKED@30%; DRP NIL DISCOUNT	Accounted	802.80 Dr
21/10/2019	Evidence Match	28/09/2017	WES 120C FRANKED@30%; DRP NIL DISCOUNT	Accounted	802.80 Cr
21/10/2019	pasandi@armstrongadvisory.com.au	5/04/2018	WES 103C FRANKED@30%; DRP NIL DISCOUNT	Accounted	708.64 Dr
21/10/2019	Evidence Match	5/04/2018	WES 103C FRANKED@30%; DRP NIL DISCOUNT	Accounted	708.64 Cr



**Mascot Superannuation Fund**  
**General Ledger Audit Trail**  
**For the period from 1 July 2017 to 30 June 2018**

Processed Date & User	Date	Description	State	Amount	
<b>Assets</b>					
<b>Other Assets · Receivables · Investment Income Receivable · Dividends · Shares in Listed Companies · Westpac Bankin</b>					
12/11/2018	Income Announcement	4/07/2017	WBC 94C FRANKED@30%; DRP	Accounted	7,383.70 Dr
12/11/2018	Evidence Match	4/07/2017	WBC 94C FRANKED@30%; DRP	Accounted	7,383.70 Cr
18/03/2019	Income Announcement	22/12/2017	WBC 94C FRANKED@30%; DRP NIL DISCOUNT	Accounted	7,383.70 Dr
18/03/2019	Evidence Match	22/12/2017	WBC 94C FRANKED@30%; DRP NIL DISCOUNT	Accounted	7,383.70 Cr
<b>Other Assets · Receivables · Investment Income Receivable · Dividends · Shares in Listed Companies · Woodside Petro</b>					
21/09/2017	Income Announcement	21/09/2017	WPL US 49C FRANKED@30%; DRP SUSPENDED	Accounted	3,740.21 Dr
22/09/2017	Evidence Match	21/09/2017	WPL US 49C FRANKED@30%; DRP SUSPENDED	Accounted	3,740.21 Cr
12/11/2018	Income Announcement	22/03/2018	WPL US 49C FRANKED@30%; DRP SUSPENDED	Accounted	3,779.87 Dr
12/11/2018	Evidence Match	22/03/2018	WPL US 49C FRANKED@30%; DRP SUSPENDED	Accounted	3,779.87 Cr
<b>Other Assets · Receivables · Investment Income Receivable · Dividends · Shares in Listed Companies · Worleyparsons I</b>					
18/03/2019	Income Announcement	26/03/2018	WOR UNFRANKED; 10C CFI	Accounted	536.00 Dr
18/03/2019	Evidence Match	26/03/2018	WOR UNFRANKED; 10C CFI	Accounted	536.00 Cr
<b>Other Assets · Receivables · Investment Income Receivable · Dividends · Stapled Securities · Westfield Corporation - St</b>					
22/10/2019	Corporate Actions Wizard	7/06/2018	Westfield Corporation Restructure - WFD to OMN	Accounted	177.64 Dr
22/10/2019	Evidence Match	7/06/2018	Westfield Corporation Restructure - WFD to OMN	Accounted	177.64 Cr
<b>Other Assets · Receivables · Investment Income Receivable · Foreign Income · Foreign Dividend · Shares in Listed Com</b>					
18/03/2019	Evidence Match	16/02/2018	CYB 1 PENCE; UNFRANKED; NIL CFI	Accounted	31.69 Cr
18/03/2019	Income Announcement	16/02/2018	CYB 1 PENCE; UNFRANKED; NIL CFI	Accounted	31.69 Dr
<b>Other Assets · Receivables · Investment Income Receivable · Interest · Cash and Cash Equivalents · BOQ Term Deposit</b>					
21/10/2019	Evidence Match	8/04/2018	Investment Income	Accounted	40,640.97 Cr
21/10/2019	pasandi@armstrongadvisory.com.au	8/04/2018	Investment Income	Accounted	40,640.97 Dr
<b>Other Assets · Receivables · Investment Income Receivable · Interest · Cash At Bank · BOQ - Savings account</b>					
13/04/2019	Evidence Match	31/10/2017	Interest	Accounted	26.30 Cr
13/04/2019	Transaction Rules	31/10/2017	Interest	Accounted	26.30 Dr
13/04/2019	Evidence Match	28/02/2018	Interest	Accounted	13.15 Cr
13/04/2019	Transaction Rules	28/02/2018	Interest	Accounted	13.15 Dr
<b>Other Assets · Receivables · Investment Income Receivable · Interest · Cash At Bank · Westpac Business Cash Reserve</b>					
1/08/2017	Evidence Match	31/07/2017	INTEREST PAID	Accounted	110.89 Cr
1/08/2017	Auto Transaction Rules	31/07/2017	INTEREST PAID	Accounted	110.89 Dr
1/09/2017	Evidence Match	31/08/2017	INTEREST PAID	Accounted	187.98 Cr
1/09/2017	Auto Transaction Rules	31/08/2017	INTEREST PAID	Accounted	187.98 Dr
30/09/2017	Evidence Match	29/09/2017	INTEREST PAID	Accounted	232.69 Cr
30/09/2017	Auto Transaction Rules	29/09/2017	INTEREST PAID	Accounted	232.69 Dr
1/11/2017	Evidence Match	31/10/2017	INTEREST PAID	Accounted	105.32 Cr
1/11/2017	Auto Transaction Rules	31/10/2017	INTEREST PAID	Accounted	105.32 Dr
1/12/2017	Evidence Match	30/11/2017	INTEREST PAID	Accounted	30.37 Cr
1/12/2017	Auto Transaction Rules	30/11/2017	INTEREST PAID	Accounted	30.37 Dr
30/12/2017	Auto Transaction Rules	29/12/2017	INTEREST PAID	Accounted	55.98 Dr
30/12/2017	Evidence Match	29/12/2017	INTEREST PAID	Accounted	55.98 Cr
1/02/2018	Evidence Match	31/01/2018	INTEREST PAID	Accounted	111.90 Cr
1/02/2018	Auto Transaction Rules	31/01/2018	INTEREST PAID	Accounted	111.90 Dr
1/03/2018	Evidence Match	28/02/2018	INTEREST PAID	Accounted	61.90 Cr
1/03/2018	Auto Transaction Rules	28/02/2018	INTEREST PAID	Accounted	61.90 Dr
30/03/2018	Evidence Match	29/03/2018	INTEREST PAID	Accounted	23.11 Cr
30/03/2018	Auto Transaction Rules	29/03/2018	INTEREST PAID	Accounted	23.11 Dr

**Mascot Superannuation Fund**  
**General Ledger Audit Trail**  
**For the period from 1 July 2017 to 30 June 2018**

Processed Date & User	Date	Description	State	Amount
-----------------------	------	-------------	-------	--------

## Assets

### Other Assets · Receivables · Investment Income Receivable · Interest · Cash At Bank · Westpac Business Cash Reserve

1/05/2018	Evidence Match	30/04/2018	INTEREST PAID	Accounted	75.58	Cr
1/05/2018	Auto Transaction Rules	30/04/2018	INTEREST PAID	Accounted	75.58	Dr
1/06/2018	Evidence Match	31/05/2018	INTEREST PAID	Accounted	106.82	Cr
1/06/2018	Auto Transaction Rules	31/05/2018	INTEREST PAID	Accounted	106.82	Dr
9/07/2018	Evidence Match	29/06/2018	INTEREST PAID	Accounted	62.07	Cr
9/07/2018	Auto Transaction Rules	29/06/2018	INTEREST PAID	Accounted	62.07	Dr

### Other Assets · Receivables · Investment Income Receivable · Interest · Cash At Bank · Westpac Cash Management Accc

1/08/2017	Evidence Match	31/07/2017	INTEREST PAID	Accounted	0.01	Cr
1/08/2017	Auto Transaction Rules	31/07/2017	INTEREST PAID	Accounted	0.01	Dr
1/03/2018	Evidence Match	28/02/2018	INTEREST PAID	Accounted	0.01	Cr
1/03/2018	Auto Transaction Rules	28/02/2018	INTEREST PAID	Accounted	0.01	Dr
1/05/2018	Evidence Match	30/04/2018	INTEREST PAID	Accounted	0.01	Cr
1/05/2018	Auto Transaction Rules	30/04/2018	INTEREST PAID	Accounted	0.01	Dr
9/07/2018	Evidence Match	29/06/2018	INTEREST PAID	Accounted	0.01	Cr
9/07/2018	Auto Transaction Rules	29/06/2018	INTEREST PAID	Accounted	0.01	Dr

### Other Assets · Receivables · Investment Income Receivable · Non-Taxable Income · Shares in Listed Companies · Comn

23/11/2019	Evidence Match	30/06/2018	write off drp residuals not accounted for in prev years	Accounted	10.28	Cr
23/11/2019	pasandi@armstrongadvisory.com.au	30/06/2018	write off drp residuals not accounted for in prev years	Accounted	10.28	Dr

### Other Assets · Receivables · Investment Income Receivable · Rent · Direct Property · 11 Aerolink Drive, Tullamarine

20/10/2019	pasandi@armstrongadvisory.com.au	10/07/2017	Rent	Accounted	14,300.00	Dr
20/10/2019	Evidence Match	10/07/2017	Rental Income/Disbursements Received	Accounted	14,300.00	Cr
20/10/2019	pasandi@armstrongadvisory.com.au	1/08/2017	Rent	Accounted	14,300.00	Dr
20/10/2019	Evidence Match	1/08/2017	Rental Income/Disbursements Received	Accounted	14,300.00	Cr
20/10/2019	pasandi@armstrongadvisory.com.au	12/09/2017	Rent	Accounted	14,300.00	Dr
20/10/2019	Evidence Match	12/09/2017	Rental Income/Disbursements Received	Accounted	14,300.00	Cr
20/10/2019	pasandi@armstrongadvisory.com.au	3/10/2017	Rent	Accounted	14,300.00	Dr
20/10/2019	Evidence Match	3/10/2017	Rental Income/Disbursements Received	Accounted	14,300.00	Cr
20/10/2019	pasandi@armstrongadvisory.com.au	1/11/2017	Rent	Accounted	14,300.00	Dr
20/10/2019	Evidence Match	1/11/2017	Rental Income/Disbursements Received	Accounted	14,300.00	Cr
20/10/2019	Evidence Match	4/12/2017	Rental Income/Disbursements Received	Accounted	14,300.00	Cr
20/10/2019	pasandi@armstrongadvisory.com.au	4/12/2017	Rent	Accounted	14,300.00	Dr
20/10/2019	pasandi@armstrongadvisory.com.au	2/01/2018	Rent	Accounted	14,300.00	Dr
20/10/2019	Evidence Match	2/01/2018	Rental Income/Disbursements Received	Accounted	14,300.00	Cr
20/10/2019	pasandi@armstrongadvisory.com.au	8/02/2018	Rent	Accounted	14,300.00	Dr
20/10/2019	Evidence Match	8/02/2018	Rental Income/Disbursements Received	Accounted	14,300.00	Cr
20/10/2019	pasandi@armstrongadvisory.com.au	5/03/2018	Rent	Accounted	14,300.00	Dr
20/10/2019	Evidence Match	5/03/2018	Rental Income/Disbursements Received	Accounted	14,300.00	Cr
20/10/2019	pasandi@armstrongadvisory.com.au	3/04/2018	Rent	Accounted	14,300.00	Dr
20/10/2019	Evidence Match	3/04/2018	Rental Income/Disbursements Received	Accounted	14,300.00	Cr

**Mascot Superannuation Fund**  
**General Ledger Audit Trail**  
**For the period from 1 July 2017 to 30 June 2018**

Processed Date & User	Date	Description	State	Amount
-----------------------	------	-------------	-------	--------

## Assets

### Other Assets · Receivables · Investment Income Receivable · Rent · Direct Property · 11 Aerolink Drive, Tullamarine

20/10/2019	pasandi@armstrongadvisory.com.au	1/05/2018	Rent	Accounted	14,300.00	Dr
20/10/2019	Evidence Match	1/05/2018	Rental Income/Disbursements Received	Accounted	14,300.00	Cr
20/10/2019	pasandi@armstrongadvisory.com.au	28/06/2018	Rent	Accounted	14,300.00	Dr
20/10/2019	Evidence Match	28/06/2018	Rental Income/Disbursements Received	Accounted	14,300.00	Cr

### Other Assets · Receivables · Investment Income Receivable · Rent · Direct Property · 15-17 (Lot 7) Ironstone Road, Berri

20/10/2019	pasandi@armstrongadvisory.com.au	10/07/2017	Rent	Accounted	13,420.00	Dr
20/10/2019	Evidence Match	10/07/2017	Rental Income/Disbursements Received	Accounted	13,420.00	Cr
20/10/2019	pasandi@armstrongadvisory.com.au	1/08/2017	Rent	Accounted	13,420.00	Dr
20/10/2019	Evidence Match	1/08/2017	Rental Income/Disbursements Received	Accounted	13,420.00	Cr
20/10/2019	pasandi@armstrongadvisory.com.au	12/09/2017	Rent	Accounted	13,420.00	Dr
20/10/2019	Evidence Match	12/09/2017	Rental Income/Disbursements Received	Accounted	13,420.00	Cr
20/10/2019	pasandi@armstrongadvisory.com.au	3/10/2017	Rent	Accounted	13,420.00	Dr
20/10/2019	Evidence Match	3/10/2017	Rental Income/Disbursements Received	Accounted	13,420.00	Cr
20/10/2019	pasandi@armstrongadvisory.com.au	1/11/2017	Rent	Accounted	13,420.00	Dr
20/10/2019	Evidence Match	1/11/2017	Rental Income/Disbursements Received	Accounted	13,420.00	Cr
20/10/2019	Evidence Match	4/12/2017	Rental Income/Disbursements Received	Accounted	13,420.00	Cr
20/10/2019	pasandi@armstrongadvisory.com.au	4/12/2017	Rent	Accounted	13,420.00	Dr
20/10/2019	pasandi@armstrongadvisory.com.au	2/01/2018	Rent	Accounted	13,420.00	Dr
20/10/2019	Evidence Match	2/01/2018	Rental Income/Disbursements Received	Accounted	13,420.00	Cr
20/10/2019	pasandi@armstrongadvisory.com.au	8/02/2018	Rent	Accounted	12,420.00	Dr
20/10/2019	Evidence Match	8/02/2018	Rental Income/Disbursements Received	Accounted	12,420.00	Cr
20/10/2019	pasandi@armstrongadvisory.com.au	5/03/2018	Rent	Accounted	13,420.00	Dr
20/10/2019	Evidence Match	5/03/2018	Rental Income/Disbursements Received	Accounted	13,420.00	Cr
20/10/2019	pasandi@armstrongadvisory.com.au	3/04/2018	Rent	Accounted	13,750.00	Dr
20/10/2019	Evidence Match	3/04/2018	Rental Income/Disbursements Received	Accounted	13,750.00	Cr
20/10/2019	pasandi@armstrongadvisory.com.au	1/05/2018	Rent	Accounted	13,750.00	Dr
20/10/2019	Evidence Match	1/05/2018	Rental Income/Disbursements Received	Accounted	13,750.00	Cr
20/10/2019	pasandi@armstrongadvisory.com.au	28/06/2018	Rent	Accounted	13,750.00	Dr
20/10/2019	Evidence Match	28/06/2018	Rental Income/Disbursements Received	Accounted	13,750.00	Cr

### Other Assets · Receivables · Investment Income Receivable · Rent · Direct Property · 18 Boom Street, Gngara, WA 607

20/10/2019	pasandi@armstrongadvisory.com.au	10/07/2017	Rent	Accounted	11,550.00	Dr
20/10/2019	Evidence Match	10/07/2017	Rental Income/Disbursements Received	Accounted	11,550.00	Cr
20/10/2019	pasandi@armstrongadvisory.com.au	1/08/2017	Rent	Accounted	11,550.00	Dr
20/10/2019	Evidence Match	1/08/2017	Rental Income/Disbursements Received	Accounted	11,550.00	Cr
20/10/2019	pasandi@armstrongadvisory.com.au	12/09/2017	Rent	Accounted	11,550.00	Dr
20/10/2019	Evidence Match	12/09/2017	Rental Income/Disbursements Received	Accounted	11,550.00	Cr

**Mascot Superannuation Fund**  
**General Ledger Audit Trail**  
**For the period from 1 July 2017 to 30 June 2018**

Processed Date & User	Date	Description	State	Amount
-----------------------	------	-------------	-------	--------

## Assets

### Other Assets · Receivables · Investment Income Receivable · Rent · Direct Property · 18 Boom Street, Gnangara, WA 6071

20/10/2019	pasandi@armstrongadvisory.com.au	3/10/2017	Rent	Accounted	11,550.00	Dr
20/10/2019	Evidence Match	3/10/2017	Rental Income/Disbursements Received	Accounted	11,550.00	Cr
20/10/2019	pasandi@armstrongadvisory.com.au	1/11/2017	Rent	Accounted	11,550.00	Dr
20/10/2019	Evidence Match	1/11/2017	Rental Income/Disbursements Received	Accounted	11,550.00	Cr
20/10/2019	Evidence Match	4/12/2017	Rental Income/Disbursements Received	Accounted	11,550.00	Cr
20/10/2019	pasandi@armstrongadvisory.com.au	4/12/2017	Rent	Accounted	11,550.00	Dr
20/10/2019	pasandi@armstrongadvisory.com.au	2/01/2018	Rent	Accounted	11,550.00	Dr
20/10/2019	Evidence Match	2/01/2018	Rental Income/Disbursements Received	Accounted	11,550.00	Cr
20/10/2019	pasandi@armstrongadvisory.com.au	8/02/2018	Rent	Accounted	11,550.00	Dr
20/10/2019	Evidence Match	8/02/2018	Rental Income/Disbursements Received	Accounted	11,550.00	Cr
20/10/2019	pasandi@armstrongadvisory.com.au	5/03/2018	Rent	Accounted	11,550.00	Dr
20/10/2019	Evidence Match	5/03/2018	Rental Income/Disbursements Received	Accounted	11,550.00	Cr
20/10/2019	pasandi@armstrongadvisory.com.au	3/04/2018	Rent	Accounted	11,550.00	Dr
20/10/2019	Evidence Match	3/04/2018	Rental Income/Disbursements Received	Accounted	11,550.00	Cr
20/10/2019	pasandi@armstrongadvisory.com.au	1/05/2018	Rent	Accounted	11,550.00	Dr
20/10/2019	Evidence Match	1/05/2018	Rental Income/Disbursements Received	Accounted	11,550.00	Cr
20/10/2019	pasandi@armstrongadvisory.com.au	28/06/2018	Rent	Accounted	11,550.00	Dr
20/10/2019	Evidence Match	28/06/2018	Rental Income/Disbursements Received	Accounted	11,550.00	Cr

### Other Assets · Receivables · Investment Income Receivable · Rent · Direct Property · 37 Tarlington Place, Smithfield

20/10/2019	pasandi@armstrongadvisory.com.au	10/07/2017	Rent	Accounted	48,510.00	Dr
20/10/2019	Evidence Match	10/07/2017	Rental Income/Disbursements Received	Accounted	48,510.00	Cr
20/10/2019	pasandi@armstrongadvisory.com.au	1/08/2017	Rent	Accounted	48,510.00	Dr
20/10/2019	Evidence Match	1/08/2017	Rental Income/Disbursements Received	Accounted	48,510.00	Cr
20/10/2019	pasandi@armstrongadvisory.com.au	12/09/2017	Rent	Accounted	48,510.00	Dr
20/10/2019	Evidence Match	12/09/2017	Rental Income/Disbursements Received	Accounted	48,510.00	Cr
20/10/2019	pasandi@armstrongadvisory.com.au	3/10/2017	Rent	Accounted	50,710.00	Dr
20/10/2019	Evidence Match	3/10/2017	Rental Income/Disbursements Received	Accounted	50,710.00	Cr
20/10/2019	pasandi@armstrongadvisory.com.au	1/11/2017	Rent	Accounted	50,710.00	Dr
20/10/2019	Evidence Match	1/11/2017	Rental Income/Disbursements Received	Accounted	50,710.00	Cr
20/10/2019	Evidence Match	4/12/2017	Rental Income/Disbursements Received	Accounted	54,450.00	Cr
20/10/2019	pasandi@armstrongadvisory.com.au	4/12/2017	Rent	Accounted	54,450.00	Dr
20/10/2019	pasandi@armstrongadvisory.com.au	2/01/2018	Rent	Accounted	54,450.00	Dr
20/10/2019	Evidence Match	2/01/2018	Rental Income/Disbursements Received	Accounted	54,450.00	Cr
20/10/2019	pasandi@armstrongadvisory.com.au	8/02/2018	Rent	Accounted	54,450.00	Dr
20/10/2019	Evidence Match	8/02/2018	Rental Income/Disbursements Received	Accounted	54,450.00	Cr
20/10/2019	pasandi@armstrongadvisory.com.au	5/03/2018	Rent	Accounted	54,450.00	Dr
20/10/2019	Evidence Match	5/03/2018	Rental Income/Disbursements Received	Accounted	54,450.00	Cr

**Mascot Superannuation Fund**  
**General Ledger Audit Trail**  
**For the period from 1 July 2017 to 30 June 2018**

Processed Date & User	Date	Description	State	Amount
-----------------------	------	-------------	-------	--------

## Assets

### Other Assets · Receivables · Investment Income Receivable · Rent · Direct Property · 37 Tarlington Place, Smithfield

20/10/2019	pasandi@armstrongadvisory.com.au	3/04/2018	Rent	Accounted	57,750.00	Dr
20/10/2019	Evidence Match	3/04/2018	Rental Income/Disbursements Received	Accounted	57,750.00	Cr
20/10/2019	pasandi@armstrongadvisory.com.au	1/05/2018	Rent	Accounted	57,750.00	Dr
20/10/2019	Evidence Match	1/05/2018	Rental Income/Disbursements Received	Accounted	57,750.00	Cr
20/10/2019	pasandi@armstrongadvisory.com.au	28/06/2018	Rent	Accounted	57,750.00	Dr
20/10/2019	Evidence Match	28/06/2018	Rental Income/Disbursements Received	Accounted	57,750.00	Cr

### Other Assets · Receivables · Investment Income Receivable · Rent · Direct Property · Unit 16 · 82 Reserve Rd Artarmon NSW

13/04/2019	Transaction Rules	25/07/2017	Rent	Accounted	6,930.00	Dr
13/04/2019	Evidence Match	25/07/2017	Rental Income/Disbursements Received	Accounted	6,930.00	Cr
13/04/2019	Transaction Rules	1/08/2017	Rent	Accounted	6,930.00	Dr
13/04/2019	Evidence Match	1/08/2017	Rental Income/Disbursements Received	Accounted	6,930.00	Cr
13/04/2019	Transaction Rules	12/09/2017	Rent	Accounted	6,930.00	Dr
13/04/2019	Evidence Match	12/09/2017	Rental Income/Disbursements Received	Accounted	6,930.00	Cr
13/04/2019	pasandi@armstrongadvisory.com.au	3/10/2017	Rent	Accounted	6,939.00	Dr
13/04/2019	Evidence Match	3/10/2017	Rental Income/Disbursements Received	Accounted	6,939.00	Cr
13/04/2019	Transaction Rules	1/11/2017	Rent	Accounted	6,930.00	Dr
13/04/2019	Evidence Match	1/11/2017	Rental Income/Disbursements Received	Accounted	6,930.00	Cr
13/04/2019	Evidence Match	4/12/2017	Rental Income/Disbursements Received	Accounted	7,700.00	Cr
13/04/2019	Transaction Rules	4/12/2017	Rent	Accounted	7,700.00	Dr
13/04/2019	Transaction Rules	9/01/2018	Rent	Accounted	7,700.00	Dr
13/04/2019	Evidence Match	9/01/2018	Rental Income/Disbursements Received	Accounted	7,700.00	Cr
13/04/2019	Transaction Rules	8/02/2018	Rent	Accounted	7,700.00	Dr
13/04/2019	Evidence Match	8/02/2018	Rental Income/Disbursements Received	Accounted	7,700.00	Cr
13/04/2019	Transaction Rules	5/03/2018	Rent	Accounted	7,700.00	Dr
13/04/2019	Evidence Match	5/03/2018	Rental Income/Disbursements Received	Accounted	7,700.00	Cr
13/04/2019	Transaction Rules	3/04/2018	Rent	Accounted	7,700.00	Dr
13/04/2019	Evidence Match	3/04/2018	Rental Income/Disbursements Received	Accounted	7,700.00	Cr
13/04/2019	Transaction Rules	1/05/2018	Rent	Accounted	9,900.00	Dr
13/04/2019	Evidence Match	1/05/2018	Rental Income/Disbursements Received	Accounted	9,900.00	Cr
13/04/2019	Transaction Rules	28/06/2018	Rent	Accounted	9,900.00	Dr
13/04/2019	Evidence Match	28/06/2018	Rental Income/Disbursements Received	Accounted	9,900.00	Cr

### Other Assets · Receivables · Member Income Receivable · Contributions · Mr Bryan Taylor

13/04/2019	Evidence Match	3/07/2017	Contribution Received	Accounted	25,000.00	Cr
13/04/2019	pasandi@armstrongadvisory.com.au	3/07/2017	TFR Westpac Business Cas	Accounted	25,000.00	Dr

### Other Assets · Receivables · Member Income Receivable · Contributions · Mrs Joanne Taylor

13/04/2019	Evidence Match	3/07/2017	Contribution Received	Accounted	25,000.00	Cr
13/04/2019	pasandi@armstrongadvisory.com.au	3/07/2017	TFR Westpac Business Cas	Accounted	25,000.00	Dr

### Other Assets · Receivables · Sundry Debtors · Fee Refund

13/04/2019	Evidence Match	20/03/2018	Transfer reverse transaction fees	Accounted	10.00	Cr
13/04/2019	pasandi@armstrongadvisory.com.au	20/03/2018	Transfer reverse transaction fees	Accounted	10.00	Dr

### Other Assets · Unsettled Trades · Acquisitions · Cash and Cash Equivalents · BOQ Term Deposit 0957

**Mascot Superannuation Fund**  
**General Ledger Audit Trail**  
**For the period from 1 July 2017 to 30 June 2018**

Processed Date & User	Date	Description	State	Amount
-----------------------	------	-------------	-------	--------

## Assets

### Other Assets · Unsettled Trades · Acquisitions · Cash and Cash Equivalents · BOQ Term Deposit 0957

13/04/2019	pasandi@armstrongadvisory.com.au	15/02/2018	Withdrawal trf to 22690957	Accounted	300,000.00	Cr
13/04/2019	Evidence Match	15/02/2018		Accounted	300,000.00	Dr

### Other Assets · Unsettled Trades · Acquisitions · Cash and Cash Equivalents · BOQ Term Deposit 1630

13/04/2019	pasandi@armstrongadvisory.com.au	10/10/2017	Withdrawal Transfer to Tia	Accounted	600,000.00	Cr
13/04/2019	Evidence Match	10/10/2017		Accounted	600,000.00	Dr
21/10/2019	pasandi@armstrongadvisory.com.au	8/04/2018	Investment Income	Accounted	40,640.97	Cr
21/10/2019	Evidence Match	8/04/2018		Accounted	40,640.97	Dr

### Other Assets · Unsettled Trades · Acquisitions · Shares in Listed Companies · Australia And New Zealand Banking Gro

12/11/2018	Evidence Match	3/07/2017	ANZ 80C FRANKED @ 30%; DRP & BSP NIL DISC	Accounted	4,156.80	Dr
12/11/2018	pasandi@armstrongadvisory.com.au	3/07/2017	ANZ 80C FRANKED @ 30%; DRP & BSP NIL DISC	Accounted	4,156.80	Cr
21/10/2019	Evidence Match	18/12/2017	ANZ 80C FRANKED @ 30%; DRP & BSP NIL DISC	Accounted	4,272.00	Dr
21/10/2019	pasandi@armstrongadvisory.com.au	18/12/2017	ANZ 80C FRANKED @ 30%; DRP & BSP NIL DISC	Accounted	4,272.00	Cr

### Other Assets · Unsettled Trades · Acquisitions · Shares in Listed Companies · National Australia Bank Limited

12/11/2018	Evidence Match	5/07/2017	NAB 99C FRANKED@ 30%;DRP&BSP NIL DISCOUNT	Accounted	7,500.24	Dr
12/11/2018	pasandi@armstrongadvisory.com.au	5/07/2017	NAB 99C FRANKED@ 30%;DRP&BSP NIL DISCOUNT	Accounted	7,500.24	Cr
21/10/2019	Evidence Match	13/12/2017	NAB 99C FR@ 30%; DRP; BSP NIL DISCOUNT	Accounted	7,747.74	Dr
21/10/2019	pasandi@armstrongadvisory.com.au	13/12/2017	NAB 99C FR@ 30%; DRP; BSP NIL DISCOUNT	Accounted	7,747.74	Cr

### Other Assets · Unsettled Trades · Acquisitions · Shares in Listed Companies · Onemarket Limited

22/10/2019	Evidence Match	7/06/2018	Westfield Corporation Restructure - WFD to OMN	Accounted	177.64	Dr
22/10/2019	Corporate Actions Wizard	7/06/2018	Westfield Corporation Restructure - WFD to OMN	Accounted	177.64	Cr

### Other Assets · Unsettled Trades · Acquisitions · Shares in Listed Companies · Wesfarmers Limited

21/10/2019	Evidence Match	28/09/2017	WES 120C FRANKED@30%; DRP NIL DISCOUNT	Accounted	802.80	Dr
21/10/2019	pasandi@armstrongadvisory.com.au	28/09/2017	WES 120C FRANKED@30%; DRP NIL DISCOUNT	Accounted	802.80	Cr
21/10/2019	Evidence Match	5/04/2018	WES 103C FRANKED@30%; DRP NIL DISCOUNT	Accounted	708.64	Dr
21/10/2019	pasandi@armstrongadvisory.com.au	5/04/2018	WES 103C FRANKED@30%; DRP NIL DISCOUNT	Accounted	708.64	Cr

### Other Assets · Unsettled Trades · Disposals · Shares in Listed Companies · Cash Component of WFD from Unibail Take

23/11/2019	Evidence Match	7/06/2018	Westfield Corporation Restructure - WFD to URW Cash	Accounted	9,224.32	Cr
22/10/2019	Corporate Actions Wizard	7/06/2018	Westfield Corporation Restructure - WFD to URW Cash	Accounted	9,336.71	Dr

### Other Assets · Unsettled Trades · Disposals · Shares in Listed Companies · Woodside Petroleum Limited - Rights-Apps

18/06/2019	Corporate Actions Wizard	19/03/2018	WPLR to WPL; 1:9 ACCELERATED - PAITREO ISSUE OF	Accounted	1,073.60	Dr
18/06/2019	Evidence Match	21/03/2018	WPLR to WPL; 1:9 ACCELERATED - PAITREO ISSUE OF	Accounted	1,073.60	Cr

### Other Assets · Unsettled Trades · DRP Residual Transfer · Shares in Listed Companies · Commonwealth Bank Of Austr

23/11/2019	Evidence Match	30/06/2018	Investment Income	Accounted	10.45	Dr
23/11/2019	Evidence Match	30/06/2018	Investment Income	Accounted	10.28	Dr
23/11/2019	pasandi@armstrongadvisory.com.au	30/06/2018	Investment Income	Accounted	20.73	Cr

### Other Assets · Unsettled Trades · DRP Residual Transfer · Shares in Listed Companies · Westpac Banking Corporation

23/11/2019	Evidence Match	30/06/2018	Investment Income	Accounted	10.45	Cr
------------	----------------	------------	-------------------	-----------	-------	----

**Mascot Superannuation Fund**  
**General Ledger Audit Trail**  
**For the period from 1 July 2017 to 30 June 2018**

Processed Date & User	Date	Description	State	Amount
-----------------------	------	-------------	-------	--------

## Assets

### Other Assets · Unsettled Trades · DRP Residual Transfer · Shares in Listed Companies · Westpac Banking Corporation

23/11/2019	pasandi@armstrongadvisory.com.au	30/06/2018	Investment Income	Accounted	10.45	Dr
------------	----------------------------------	------------	-------------------	-----------	-------	----

## Liabilities

### Deferred Tax Liability · Unrealised Gains · Losses

23/11/2019	pasandi@armstrongadvisory.com.au	30/06/2018	Change in provision for deferred tax	Accounted	242,880.08	Cr
------------	----------------------------------	------------	--------------------------------------	-----------	------------	----

### Fund Suspense · BOQ - Savings account

13/04/2019	Evidence Match	9/10/2017	Direct credit Mascot super f un tem deposit 6 mt	Accounted	600,000.00	Dr
13/04/2019	pasandi@armstrongadvisory.com.au	9/10/2017	Direct credit Mascot super f un tem deposit 6 mt	Accounted	600,000.00	Cr
13/04/2019	Evidence Match	10/10/2017	Withdrawal Transfer to Tia	Accounted	600,000.00	Cr
13/04/2019	pasandi@armstrongadvisory.com.au	10/10/2017	Withdrawal Transfer to Tia	Accounted	600,000.00	Dr
13/04/2019	Evidence Match	31/10/2017	Interest	Accounted	26.30	Dr
13/04/2019	pasandi@armstrongadvisory.com.au	31/10/2017	Interest	Accounted	26.30	Cr
13/04/2019	pasandi@armstrongadvisory.com.au	31/10/2017	Branch withdrawal fee	Accounted	2.50	Dr
13/04/2019	Evidence Match	14/02/2018	Direct credit mascot super mfs term deposit	Accounted	300,000.00	Dr
13/04/2019	pasandi@armstrongadvisory.com.au	14/02/2018	Direct credit mascot super mfs term deposit	Accounted	300,000.00	Cr
13/04/2019	pasandi@armstrongadvisory.com.au	15/02/2018	Withdrawal trf to 22690957	Accounted	300,000.00	Dr
13/04/2019	Evidence Match	15/02/2018	Withdrawal trf to 22690957	Accounted	300,000.00	Cr
13/04/2019	Evidence Match	28/02/2018	Interest	Accounted	13.15	Dr
13/04/2019	pasandi@armstrongadvisory.com.au	28/02/2018	Branch withdrawl fee	Accounted	2.50	Dr
13/04/2019	pasandi@armstrongadvisory.com.au	28/02/2018	Interest	Accounted	13.15	Cr
13/04/2019	pasandi@armstrongadvisory.com.au	20/03/2018	Transfer reverse transaction fees	Accounted	10.00	Cr
13/04/2019	Evidence Match	20/03/2018	Branch withdrawl fee	Accounted	2.50	Cr
13/04/2019	Evidence Match	20/03/2018	Transfer reverse transaction fees	Accounted	2.50	Dr
13/04/2019	Evidence Match	20/03/2018	Branch withdrawal fee	Accounted	2.50	Cr
13/04/2019	Evidence Match	20/03/2018	Transfer reverse transaction fees	Accounted	2.50	Dr
13/04/2019	Evidence Match	20/03/2018	Transfer reverse transaction fees	Accounted	10.00	Dr
13/04/2019	pasandi@armstrongadvisory.com.au	20/03/2018	Transfer reverse transaction fees	Accounted	5.00	Cr

### Fund Suspense · Westpac Business Cash Reserve Account (Max-i Direct)

21/09/2017	Evidence Match	4/07/2017	TFR Cash Management Acco	Accounted	32,000.00	Dr
5/07/2017	Automated Feed	4/07/2017	TFR Cash Management Acco	Accounted	32,000.00	Cr
11/07/2017	Evidence Match	10/07/2017	TFR Cash Management Acco	Accounted	87,500.00	Dr
11/07/2017	Evidence Match	10/07/2017	TFR Cash Management Acco	Accounted	3,500.00	Dr
11/07/2017	Automated Feed	10/07/2017	TFR Cash Management Acco	Accounted	3,500.00	Cr
11/07/2017	Automated Feed	10/07/2017	TFR Cash Management Acco	Accounted	87,500.00	Cr
21/09/2017	Evidence Match	13/07/2017	TFR Cash Management Acco	Accounted	7,000.00	Dr
14/07/2017	Automated Feed	13/07/2017	TFR Cash Management Acco	Accounted	7,000.00	Cr
21/09/2017	Evidence Match	21/07/2017	TFR Cash Management Acco	Accounted	24,000.00	Dr
23/07/2017	Automated Feed	21/07/2017	TFR Cash Management Acco	Accounted	24,000.00	Cr
21/09/2017	Evidence Match	25/07/2017	TFR Cash Management Acco	Accounted	8,000.00	Dr

**Mascot Superannuation Fund**  
**General Ledger Audit Trail**  
**For the period from 1 July 2017 to 30 June 2018**

Processed Date & User	Date	Description	State	Amount
-----------------------	------	-------------	-------	--------

## Liabilities

### Fund Suspense - Westpac Business Cash Reserve Account (Max-i Direct)

26/07/2017	Automated Feed	25/07/2017	TFR Cash Management Acco	Accounted	8,000.00	Cr
1/08/2017	Evidence Match	31/07/2017	INTEREST PAID	Accounted	110.89	Dr
1/08/2017	Automated Feed	31/07/2017	INTEREST PAID	Accounted	110.89	Cr
2/08/2017	Automated Feed	1/08/2017	TFR Cash Management Acco	Accounted	95,000.00	Cr
21/09/2017	Evidence Match	1/08/2017	TFR Cash Management Acco	Accounted	95,000.00	Dr
21/09/2017	Evidence Match	14/08/2017	TFR Cash Manage	Accounted	2,000.00	Cr
15/08/2017	Automated Feed	14/08/2017	TFR Cash Manage	Accounted	2,000.00	Dr
21/09/2017	Evidence Match	16/08/2017	TFR Cash Management Acco	Accounted	2,500.00	Dr
17/08/2017	Automated Feed	16/08/2017	TFR Cash Management Acco	Accounted	2,500.00	Cr
1/09/2017	Evidence Match	31/08/2017	INTEREST PAID	Accounted	187.98	Dr
1/09/2017	Automated Feed	31/08/2017	INTEREST PAID	Accounted	187.98	Cr
21/09/2017	Evidence Match	6/09/2017	TFR Cash Management AccoSuper maxi	Accounted	74,000.00	Dr
7/09/2017	Automated Feed	6/09/2017	TFR Cash Management AccoSuper maxi	Accounted	74,000.00	Cr
21/09/2017	Evidence Match	12/09/2017	TFR Cash Management Acco	Accounted	95,000.00	Dr
13/09/2017	Automated Feed	12/09/2017	TFR Cash Management Acco	Accounted	95,000.00	Cr
22/09/2017	Evidence Match	21/09/2017	TFR Cash Management Acco	Accounted	3,750.00	Dr
22/09/2017	Evidence Match	21/09/2017	TFR Cash Management Acco	Accounted	400.00	Dr
22/09/2017	Automated Feed	21/09/2017	TFR Cash Management Acco	Accounted	400.00	Cr
22/09/2017	Automated Feed	21/09/2017	TFR Cash Management Acco	Accounted	3,750.00	Cr
29/09/2017	Automated Feed	28/09/2017	TFR Cash Management Acco	Accounted	1,800.00	Cr
23/04/2018	Evidence Match	28/09/2017	TFR Cash Management Acco	Accounted	1,800.00	Dr
30/09/2017	Evidence Match	29/09/2017	INTEREST PAID	Accounted	232.69	Dr
23/04/2018	Evidence Match	29/09/2017	TFR Cash Management Acco	Accounted	3,000.00	Dr
30/09/2017	Automated Feed	29/09/2017	TFR Cash Management Acco	Accounted	3,000.00	Cr
30/09/2017	Automated Feed	29/09/2017	INTEREST PAID	Accounted	232.69	Cr
8/06/2018	Evidence Match	3/10/2017	TFR Cash Manage	Accounted	25,000.00	Cr
8/06/2018	Evidence Match	3/10/2017	TFR Cash Management Acco	Accounted	95,000.00	Dr
4/10/2017	Automated Feed	3/10/2017	TFR Cash Manage	Accounted	25,000.00	Dr
4/10/2017	Automated Feed	3/10/2017	TFR Cash Management Acco	Accounted	95,000.00	Cr
23/04/2018	Evidence Match	4/10/2017	TFR Cash Management Acco	Accounted	2,000.00	Dr
5/10/2017	Automated Feed	4/10/2017	TFR Cash Management Acco	Accounted	2,000.00	Cr
23/04/2018	Evidence Match	9/10/2017	TFR Cash Manage	Accounted	600,000.00	Cr
10/10/2017	Automated Feed	9/10/2017	TFR Cash Manage	Accounted	600,000.00	Dr
18/10/2017	Automated Feed	16/10/2017	TFR Cash Management Acco	Accounted	2,000.00	Cr
23/04/2018	Evidence Match	16/10/2017	TFR Cash Management Acco	Accounted	2,000.00	Dr
20/10/2017	Automated Feed	19/10/2017	TFR Cash Management Acco	Accounted	2,000.00	Cr
23/04/2018	Evidence Match	19/10/2017	TFR Cash Management Acco	Accounted	2,000.00	Dr
23/04/2018	Evidence Match	30/10/2017	TFR Westpac Bus	Accounted	26,500.00	Cr
1/11/2017	Automated Feed	30/10/2017	TFR Westpac Bus	Accounted	26,500.00	Dr
1/11/2017	Evidence Match	31/10/2017	INTEREST PAID	Accounted	105.32	Dr
1/11/2017	Automated Feed	31/10/2017	INTEREST PAID	Accounted	105.32	Cr
3/11/2017	Evidence Match	1/11/2017	TFR Cash Management Acco	Accounted	95,000.00	Dr
3/11/2017	Evidence Match	1/11/2017	TFR Cash Management Acco	Accounted	7,000.00	Dr
18/06/2019	Evidence Match	1/11/2017	TFR Cash Manage bwt/jlf draw down	Accounted	231.26	Cr
18/06/2019	Evidence Match	1/11/2017	TFR Cash Manage bwt/jlf draw down	Accounted	24,604.62	Cr
3/11/2017	Automated Feed	1/11/2017	TFR Cash Management Acco	Accounted	95,000.00	Cr
3/11/2017	Automated Feed	1/11/2017	TFR Cash Manage bwt/jlf draw down	Accounted	25,000.00	Dr
3/11/2017	Automated Feed	1/11/2017	TFR Cash Management Acco	Accounted	7,000.00	Cr
18/06/2019	Evidence Match	29/11/2017	TFR Cash Manage	Accounted	25,000.00	Cr



**Mascot Superannuation Fund**  
**General Ledger Audit Trail**  
**For the period from 1 July 2017 to 30 June 2018**

Processed Date & User	Date	Description	State	Amount
-----------------------	------	-------------	-------	--------

## Liabilities

### Fund Suspense - Westpac Business Cash Reserve Account (Max-i Direct)

30/11/2017	Automated Feed	29/11/2017	TFR Cash Manage	Accounted	25,000.00	Dr
1/12/2017	Automated Feed	30/11/2017	INTEREST PAID	Accounted	30.37	Cr
1/12/2017	Automated Feed	30/11/2017	TFR Cash Manage	Accounted	500.00	Dr
1/12/2017	Automated Feed	30/11/2017	TFR Cash Management Acco	Accounted	500.00	Cr
8/06/2018	Evidence Match	30/11/2017	TFR Cash Manage	Accounted	500.00	Cr
8/06/2018	Evidence Match	30/11/2017	TFR Cash Management Acco	Accounted	500.00	Dr
1/12/2017	Evidence Match	30/11/2017	INTEREST PAID	Accounted	30.37	Dr
23/04/2018	Evidence Match	4/12/2017	TFR Cash Management Acco	Accounted	100,000.00	Dr
6/12/2017	Automated Feed	4/12/2017	TFR Cash Management Acco	Accounted	100,000.00	Cr
23/04/2018	Evidence Match	13/12/2017	TFR Cash Management Acco	Accounted	1,000.00	Dr
14/12/2017	Automated Feed	13/12/2017	TFR Cash Management Acco	Accounted	1,000.00	Cr
23/04/2018	Evidence Match	22/12/2017	TFR Cash Management Acco	Accounted	7,500.00	Dr
23/12/2017	Automated Feed	22/12/2017	TFR Cash Management Acco	Accounted	7,500.00	Cr
30/12/2017	Evidence Match	29/12/2017	INTEREST PAID	Accounted	55.98	Dr
30/12/2017	Automated Feed	29/12/2017	INTEREST PAID	Accounted	55.98	Cr
23/04/2018	Evidence Match	2/01/2018	TFR Cash Management Acco	Accounted	94,000.00	Dr
3/01/2018	Automated Feed	2/01/2018	TFR Cash Management Acco	Accounted	94,000.00	Cr
23/04/2018	Evidence Match	9/01/2018	TFR Cash Management Acco	Accounted	7,000.00	Dr
10/01/2018	Automated Feed	9/01/2018	TFR Cash Management Acco	Accounted	7,000.00	Cr
13/01/2018	Automated Feed	12/01/2018	TFR Cash Management Acco	Accounted	1,000.00	Cr
23/04/2018	Evidence Match	12/01/2018	TFR Cash Management Acco	Accounted	1,000.00	Dr
13/04/2019	Evidence Match	29/01/2018	TFR Cash Manage	Accounted	20,000.00	Cr
30/01/2018	Automated Feed	29/01/2018	TFR Cash Manage	Accounted	20,000.00	Dr
1/02/2018	Evidence Match	31/01/2018	INTEREST PAID	Accounted	111.90	Dr
1/02/2018	Automated Feed	31/01/2018	INTEREST PAID	Accounted	111.90	Cr
23/04/2018	Evidence Match	8/02/2018	TFR Cash Management Acco	Accounted	100,000.00	Dr
9/02/2018	Automated Feed	8/02/2018	TFR Cash Management Acco	Accounted	100,000.00	Cr
23/04/2018	Evidence Match	14/02/2018	TFR Cash Manage	Accounted	300,000.00	Cr
15/02/2018	Automated Feed	14/02/2018	TFR Cash Manage	Accounted	300,000.00	Dr
23/04/2018	Evidence Match	26/02/2018	TFR Cash Manage	Accounted	36,000.00	Cr
27/02/2018	Automated Feed	26/02/2018	TFR Cash Manage	Accounted	36,000.00	Dr
1/03/2018	Evidence Match	28/02/2018	INTEREST PAID	Accounted	61.90	Dr
1/03/2018	Automated Feed	28/02/2018	INTEREST PAID	Accounted	61.90	Cr
6/03/2018	Automated Feed	5/03/2018	TFR Cash Management Acco	Accounted	55,000.00	Cr
6/03/2018	Automated Feed	5/03/2018	TFR Cash Management Acco	Accounted	7,500.00	Cr
6/03/2018	Evidence Match	5/03/2018	TFR Cash Management Acco	Accounted	7,500.00	Dr
6/03/2018	Evidence Match	5/03/2018	TFR Cash Management Acco	Accounted	55,000.00	Dr
23/04/2018	Evidence Match	26/03/2018	TFR Cash Management Acco	Accounted	5,500.00	Dr
27/03/2018	Automated Feed	26/03/2018	TFR Cash Management Acco	Accounted	5,500.00	Cr
30/03/2018	Evidence Match	29/03/2018	INTEREST PAID	Accounted	23.11	Dr
18/06/2019	Evidence Match	29/03/2018	TFR Cash Manage bwt/jlf draw down	Accounted	164.12	Cr
30/03/2018	Automated Feed	29/03/2018	INTEREST PAID	Accounted	23.11	Cr
4/04/2018	Evidence Match	3/04/2018	TFR Cash Management Acco	Accounted	8,000.00	Dr
4/04/2018	Evidence Match	3/04/2018	TFR Cash Management Acco	Accounted	105,000.00	Dr
4/04/2018	Automated Feed	3/04/2018	TFR Cash Management Acco	Accounted	105,000.00	Cr
4/04/2018	Automated Feed	3/04/2018	TFR Cash Management Acco	Accounted	8,000.00	Cr
23/04/2018	Evidence Match	12/04/2018	TFR Cash Management Acco	Accounted	3,500.00	Dr
13/04/2018	Automated Feed	12/04/2018	TFR Cash Management Acco	Accounted	3,500.00	Cr

**Mascot Superannuation Fund**  
**General Ledger Audit Trail**  
**For the period from 1 July 2017 to 30 June 2018**

Processed Date & User	Date	Description	State	Amount
-----------------------	------	-------------	-------	--------

## Liabilities

### Fund Suspense - Westpac Business Cash Reserve Account (Max-i Direct)

1/05/2018	Automated Feed	30/04/2018	INTEREST PAID	Accounted	75.58	Cr
1/05/2018	Automated Feed	30/04/2018	TFR Cash Manage	Accounted	25,000.00	Dr
1/05/2018	Evidence Match	30/04/2018	INTEREST PAID	Accounted	75.58	Dr
8/06/2018	Evidence Match	30/04/2018	TFR Cash Manage	Accounted	25,000.00	Cr
8/06/2018	Evidence Match	1/05/2018	TFR Cash Management Acco	Accounted	85,000.00	Dr
2/05/2018	Automated Feed	1/05/2018	TFR Cash Management Acco	Accounted	85,000.00	Cr
8/06/2018	Evidence Match	4/05/2018	TFR Cash Management Acco	Accounted	3,000.00	Dr
5/05/2018	Automated Feed	4/05/2018	TFR Cash Management Acco	Accounted	3,000.00	Cr
1/06/2018	Automated Feed	31/05/2018	INTEREST PAID	Accounted	106.82	Cr
1/06/2018	Automated Feed	31/05/2018	TFR Cash Manage	Accounted	20,000.00	Dr
1/06/2018	Evidence Match	31/05/2018	INTEREST PAID	Accounted	106.82	Dr
8/06/2018	Evidence Match	31/05/2018	TFR Cash Manage	Accounted	20,000.00	Cr
2/07/2018	Evidence Match	11/06/2018	TFR Cash Management Acco	Accounted	9,200.00	Dr
12/06/2018	Automated Feed	11/06/2018	TFR Cash Management Acco	Accounted	9,200.00	Cr
2/07/2018	Evidence Match	14/06/2018	TFR Cash Manage	Accounted	170,000.00	Cr
15/06/2018	Automated Feed	14/06/2018	TFR Cash Manage	Accounted	170,000.00	Dr
5/11/2018	Evidence Match	28/06/2018	TFR Cash Management Acco	Accounted	107,000.00	Dr
8/07/2018	Automated Feed	28/06/2018	TFR Cash Management Acco	Accounted	107,000.00	Cr
9/07/2018	Evidence Match	29/06/2018	INTEREST PAID	Accounted	62.07	Dr
9/07/2018	Automated Feed	29/06/2018	INTEREST PAID	Accounted	62.07	Cr

### Fund Suspense - Westpac Cash Management Account

4/07/2017	Evidence Match	3/07/2017	SERVICE FEE	Accounted	5.00	Cr
13/04/2019	Evidence Match	3/07/2017	TFR Westpac Business Cas	Accounted	50,000.00	Dr
13/04/2019	Evidence Match	3/07/2017	PYMT nbtaylor d NBT SALARY	Accounted	25,000.00	Cr
4/07/2017	Automated Feed	3/07/2017	SERVICE FEE	Accounted	5.00	Dr
4/07/2017	Automated Feed	3/07/2017	TFR Westpac Business Cas	Accounted	50,000.00	Cr
4/07/2017	Automated Feed	3/07/2017	PYMT nbtaylor d NBT SALARY	Accounted	25,000.00	Dr
21/09/2017	Evidence Match	4/07/2017	TFR Westpac Bus	Accounted	32,000.00	Cr
12/11/2018	Evidence Match	4/07/2017	WBC DIVIDEND 001202547311	Accounted	7,383.70	Dr
5/07/2017	Automated Feed	4/07/2017	WBC DIVIDEND 001202547311	Accounted	7,383.70	Cr
5/07/2017	Automated Feed	4/07/2017	TFR Westpac Bus	Accounted	32,000.00	Dr
7/07/2017	Automated Feed	6/07/2017	PPT DIV PAY 001203374697	Accounted	1,300.00	Cr
7/07/2017	Automated Feed	6/07/2017	QAN DIV PAY 001203362374	Accounted	422.66	Cr
11/11/2018	Evidence Match	6/07/2017	PPT DIV PAY 001203374697	Accounted	1,300.00	Dr
11/11/2018	Evidence Match	6/07/2017	QAN DIV PAY 001203362374	Accounted	422.66	Dr
11/11/2018	Evidence Match	7/07/2017	TLS DIV 001203427298	Accounted	892.33	Dr
21/11/2018	Evidence Match	7/07/2017	AUPL DISTRIBUTIO AUI101529297	Accounted	467.57	Dr
9/07/2017	Automated Feed	7/07/2017	AUPL DISTRIBUTIO AUI101529297	Accounted	467.57	Cr
9/07/2017	Automated Feed	7/07/2017	TLS DIV 001203427298	Accounted	892.33	Cr
11/07/2017	Automated Feed	10/07/2017	TFR Westpac Bus	Accounted	87,500.00	Dr
11/07/2017	Automated Feed	10/07/2017	TFR Business Cheque Plus	Accounted	87,780.00	Cr
11/07/2017	Automated Feed	10/07/2017	TFR Westpac Bus	Accounted	3,500.00	Dr
20/10/2019	Evidence Match	10/07/2017	TFR Business Cheque Plus	Accounted	11,550.00	Dr
20/10/2019	Evidence Match	10/07/2017	TFR Business Cheque Plus	Accounted	13,420.00	Dr
20/10/2019	Evidence Match	10/07/2017	TFR Business Cheque Plus	Accounted	48,510.00	Dr
11/07/2017	Evidence Match	10/07/2017	TFR Westpac Bus	Accounted	3,500.00	Cr
11/07/2017	Evidence Match	10/07/2017	TFR Westpac Bus	Accounted	87,500.00	Cr
20/10/2019	Evidence Match	10/07/2017	TFR Business Cheque Plus	Accounted	14,300.00	Dr

**Mascot Superannuation Fund**  
**General Ledger Audit Trail**  
**For the period from 1 July 2017 to 30 June 2018**

Processed Date & User	Date	Description	State	Amount
-----------------------	------	-------------	-------	--------

## Liabilities

### Fund Suspense - Westpac Cash Management Account

21/09/2017	Evidence Match	13/07/2017	TFR Westpac Bus	Accounted	7,000.00	Cr
11/11/2018	Evidence Match	13/07/2017	CBA DIV PAY 001203453036	Accounted	6,806.52	Dr
14/07/2017	Automated Feed	13/07/2017	CBA DIV PAY 001203453036	Accounted	6,806.52	Cr
14/07/2017	Automated Feed	13/07/2017	TFR Westpac Bus	Accounted	7,000.00	Dr
20/11/2018	Evidence Match	20/07/2017	ATO ATO95214407683R201	Accounted	23,800.00	Dr
21/07/2017	Automated Feed	20/07/2017	ATO ATO95214407683R201	Accounted	23,800.00	Cr
21/09/2017	Evidence Match	21/07/2017	TFR Westpac Bus	Accounted	24,000.00	Cr
23/07/2017	Automated Feed	21/07/2017	TFR Westpac Bus	Accounted	24,000.00	Dr
25/07/2017	Automated Feed	24/07/2017	BQT 97830	Accounted	1,484.49	Cr
18/06/2019	Evidence Match	24/07/2017	BQT 97830	Accounted	1,484.49	Dr
21/09/2017	Evidence Match	25/07/2017	TFR Westpac Bus	Accounted	8,000.00	Cr
13/04/2019	Evidence Match	25/07/2017	TFR Westpac Business One	Accounted	6,930.00	Dr
26/07/2017	Automated Feed	25/07/2017	TFR Westpac Business One	Accounted	6,930.00	Cr
26/07/2017	Automated Feed	25/07/2017	TFR Westpac Bus	Accounted	8,000.00	Dr
18/06/2019	Evidence Match	27/07/2017	Pelathon Pub 68085	Accounted	67.51	Dr
28/07/2017	Automated Feed	27/07/2017	Pelathon Pub 68085	Accounted	67.51	Cr
1/08/2017	Evidence Match	31/07/2017	INTEREST PAID	Accounted	0.01	Dr
1/08/2017	Automated Feed	31/07/2017	INTEREST PAID	Accounted	0.01	Cr
2/08/2017	Automated Feed	1/08/2017	TFR Business Cheque Plus	Accounted	87,780.00	Cr
2/08/2017	Automated Feed	1/08/2017	TFR Westpac Business One	Accounted	6,930.00	Cr
2/08/2017	Automated Feed	1/08/2017	TFR Westpac Bus	Accounted	95,000.00	Dr
2/08/2017	Automated Feed	1/08/2017	SERVICE FEE	Accounted	5.00	Dr
20/10/2019	Evidence Match	1/08/2017	TFR Business Cheque Plus	Accounted	48,510.00	Dr
2/08/2017	Evidence Match	1/08/2017	SERVICE FEE	Accounted	5.00	Cr
20/10/2019	Evidence Match	1/08/2017	TFR Business Cheque Plus	Accounted	13,420.00	Dr
20/10/2019	Evidence Match	1/08/2017	TFR Business Cheque Plus	Accounted	14,300.00	Dr
13/04/2019	Evidence Match	1/08/2017	TFR Westpac Business One	Accounted	6,930.00	Dr
21/09/2017	Evidence Match	1/08/2017	TFR Westpac Bus	Accounted	95,000.00	Cr
20/10/2019	Evidence Match	1/08/2017	TFR Business Cheque Plus	Accounted	11,550.00	Dr
11/11/2018	Evidence Match	3/08/2017	ASX DIV PAY 001203493743	Accounted	514.80	Dr
4/08/2017	Automated Feed	3/08/2017	ASX DIV PAY 001203493743	Accounted	514.80	Cr
21/09/2017	Evidence Match	14/08/2017	TFR Westpac Business Cas	Accounted	2,000.00	Dr
15/08/2017	Automated Feed	14/08/2017	TFR Westpac Business Cas	Accounted	2,000.00	Cr
21/09/2017	Evidence Match	16/08/2017	TFR Westpac Bus	Accounted	2,500.00	Cr
17/08/2017	Automated Feed	16/08/2017	TFR Westpac Bus	Accounted	2,500.00	Dr
1/09/2017	Automated Feed	31/08/2017	SCG DISTRIBUTION AUG17/00840874	Accounted	616.73	Cr
1/09/2017	Automated Feed	31/08/2017	WFD DISTRIBUTION AUG17/00833352	Accounted	423.91	Cr
21/09/2017	Evidence Match	31/08/2017	SCG DISTRIBUTION AUG17/00840874	Accounted	616.73	Dr
21/09/2017	Evidence Match	31/08/2017	WFD DISTRIBUTION AUG17/00833352	Accounted	423.91	Dr
2/09/2017	Evidence Match	1/09/2017	SERVICE FEE	Accounted	5.00	Cr
2/09/2017	Automated Feed	1/09/2017	SERVICE FEE	Accounted	5.00	Dr
21/09/2017	Evidence Match	6/09/2017	TFR Westpac Bus Super maxi	Accounted	74,000.00	Cr
21/10/2019	Evidence Match	6/09/2017	ATO ATO001000009107584	Accounted	73,477.93	Dr
7/09/2017	Automated Feed	6/09/2017	ATO ATO001000009107584	Accounted	73,477.93	Cr
7/09/2017	Automated Feed	6/09/2017	TFR Westpac Bus Super maxi	Accounted	74,000.00	Dr
13/09/2017	Automated Feed	12/09/2017	TFR Westpac Bus	Accounted	95,000.00	Dr
13/09/2017	Automated Feed	12/09/2017	TFR Westpac Business One	Accounted	6,930.00	Cr
13/09/2017	Automated Feed	12/09/2017	TFR Business Cheque Plus	Accounted	87,780.00	Cr
20/10/2019	Evidence Match	12/09/2017	TFR Business Cheque Plus	Accounted	48,510.00	Dr

**Mascot Superannuation Fund**  
**General Ledger Audit Trail**  
**For the period from 1 July 2017 to 30 June 2018**

Processed Date & User		Date	Description	State	Amount	
Liabilities						
Fund Suspense - Westpac Cash Management Account						
21/09/2017	Evidence Match	12/09/2017	TFR Westpac Bus	Accounted	95,000.00	Cr
20/10/2019	Evidence Match	12/09/2017	TFR Business Cheque Plus	Accounted	13,420.00	Dr
20/10/2019	Evidence Match	12/09/2017	TFR Business Cheque Plus	Accounted	14,300.00	Dr
13/04/2019	Evidence Match	12/09/2017	TFR Westpac Business One	Accounted	6,930.00	Dr
20/10/2019	Evidence Match	12/09/2017	TFR Business Cheque Plus	Accounted	11,550.00	Dr
22/09/2017	Automated Feed	21/09/2017	TFR Westpac Bus	Accounted	3,750.00	Dr
22/09/2017	Automated Feed	21/09/2017	WOODSIDE INT17/00552744	Accounted	3,740.21	Cr
22/09/2017	Automated Feed	21/09/2017	TFR Westpac Bus	Accounted	400.00	Dr
22/09/2017	Evidence Match	21/09/2017	TFR Westpac Bus	Accounted	400.00	Cr
22/09/2017	Evidence Match	21/09/2017	TFR Westpac Bus	Accounted	3,750.00	Cr
22/09/2017	Evidence Match	21/09/2017	WOODSIDE INT17/00552744	Accounted	3,740.21	Dr
27/09/2017	Automated Feed	26/09/2017	TFR Westpac Bus	Accounted	2,145.00	Dr
12/11/2018	Evidence Match	26/09/2017	BHP LTD DIVIDEND AF375/00990524	Accounted	3,541.24	Dr
18/06/2019	Evidence Match	26/09/2017	TFR Westpac Bus	Accounted	2,145.00	Cr
27/09/2017	Automated Feed	26/09/2017	BHP LTD DIVIDEND AF375/00990524	Accounted	3,541.24	Cr
28/09/2017	Automated Feed	27/09/2017	ASX FNL DIV 001207040569	Accounted	518.96	Cr
12/11/2018	Evidence Match	27/09/2017	ASX FNL DIV 001207040569	Accounted	518.96	Dr
23/04/2018	Evidence Match	28/09/2017	TFR Westpac Bus	Accounted	1,800.00	Cr
12/11/2018	Evidence Match	28/09/2017	TLS FNL DIV 001205942684	Accounted	892.33	Dr
29/09/2017	Automated Feed	28/09/2017	TLS FNL DIV 001205942686	Accounted	231.26	Cr
29/09/2017	Automated Feed	28/09/2017	TLS FNL DIV 001205942684	Accounted	892.33	Cr
29/09/2017	Automated Feed	28/09/2017	TFR Westpac Bus	Accounted	1,800.00	Dr
30/09/2017	Automated Feed	29/09/2017	TFR Westpac Bus	Accounted	3,000.00	Dr
30/09/2017	Automated Feed	29/09/2017	PPT FNL DIV 001207820785	Accounted	1,350.00	Cr
30/09/2017	Automated Feed	29/09/2017	AMP LIMITED 17INT/01223456	Accounted	580.00	Cr
12/11/2018	Evidence Match	29/09/2017	AMP LIMITED 17INT/01223456	Accounted	580.00	Dr
23/04/2018	Evidence Match	29/09/2017	TFR Westpac Bus	Accounted	3,000.00	Cr
12/11/2018	Evidence Match	29/09/2017	PPT FNL DIV 001207820785	Accounted	1,350.00	Dr
3/10/2017	Evidence Match	2/10/2017	SERVICE FEE	Accounted	5.00	Cr
3/10/2017	Automated Feed	2/10/2017	SERVICE FEE	Accounted	5.00	Dr
20/10/2019	Evidence Match	3/10/2017	TFR Business Cheque Plus	Accounted	50,710.00	Dr
4/10/2017	Automated Feed	3/10/2017	TFR Cash Manage	Accounted	25,000.00	Dr
4/10/2017	Automated Feed	3/10/2017	TFR Westpac Bus	Accounted	95,000.00	Dr
4/10/2017	Automated Feed	3/10/2017	TFR Westpac Business Cas	Accounted	25,000.00	Cr
4/10/2017	Automated Feed	3/10/2017	TFR Business Cheque Plus	Accounted	89,980.00	Cr
20/10/2019	Evidence Match	3/10/2017	TFR Business Cheque Plus	Accounted	11,550.00	Dr
4/10/2017	Automated Feed	3/10/2017	TFR Westpac Business One	Accounted	6,939.00	Cr
20/10/2019	Evidence Match	3/10/2017	TFR Business Cheque Plus	Accounted	14,300.00	Dr
13/04/2019	Evidence Match	3/10/2017	TFR Cash Manage	Accounted	25,000.00	Cr
13/04/2019	Evidence Match	3/10/2017	TFR Westpac Business One	Accounted	6,939.00	Dr
8/06/2018	Evidence Match	3/10/2017	TFR Westpac Bus	Accounted	95,000.00	Cr
8/06/2018	Evidence Match	3/10/2017	TFR Westpac Business Cas	Accounted	25,000.00	Dr
20/10/2019	Evidence Match	3/10/2017	TFR Business Cheque Plus	Accounted	13,420.00	Dr
23/04/2018	Evidence Match	4/10/2017	TFR Westpac Bus	Accounted	2,000.00	Cr
5/10/2017	Automated Feed	4/10/2017	TFR Westpac Bus	Accounted	2,000.00	Dr
12/11/2018	Evidence Match	6/10/2017	CWN DIVIDEND OCT17/00818514	Accounted	360.00	Dr
8/10/2017	Automated Feed	6/10/2017	CWN DIVIDEND OCT17/00818514	Accounted	360.00	Cr
10/10/2017	Automated Feed	9/10/2017	PYMT mascot fou boq term deposit	Accounted	600,000.00	Dr

**Mascot Superannuation Fund**  
**General Ledger Audit Trail**  
**For the period from 1 July 2017 to 30 June 2018**

Processed Date & User	Date	Description	State	Amount
-----------------------	------	-------------	-------	--------

## Liabilities

### Fund Suspense - Westpac Cash Management Account

10/10/2017	Automated Feed	9/10/2017	TFR Westpac Business Cas	Accounted	600,000.00	Cr
23/04/2018	Evidence Match	9/10/2017	TFR Westpac Business Cas	Accounted	600,000.00	Dr
13/04/2019	Evidence Match	9/10/2017	PYMT mascot fou boq term deposit	Accounted	600,000.00	Cr
12/11/2018	Evidence Match	12/10/2017	SOUTH32 DIVIDEND AF003/00958420	Accounted	533.99	Dr
13/04/2019	Evidence Match	12/10/2017	AUPL DISTRIBUTIO AUI101529297	Accounted	467.57	Dr
13/10/2017	Automated Feed	12/10/2017	SOUTH32 DIVIDEND AF003/00958420	Accounted	533.99	Cr
13/10/2017	Automated Feed	12/10/2017	AUPL DISTRIBUTIO AUI101529297	Accounted	467.57	Cr
12/11/2018	Evidence Match	13/10/2017	QANTAS DIV 001208294253	Accounted	422.66	Dr
14/10/2017	Automated Feed	13/10/2017	QANTAS DIV 001208294253	Accounted	422.66	Cr
18/10/2017	Automated Feed	16/10/2017	TFR Westpac Bus	Accounted	2,000.00	Dr
23/04/2018	Evidence Match	16/10/2017	TFR Westpac Bus	Accounted	2,000.00	Cr
12/11/2018	Evidence Match	16/10/2017	MT GIBSON IRON OCT17/00802646	Accounted	523.02	Dr
18/10/2017	Automated Feed	16/10/2017	MT GIBSON IRON OCT17/00802646	Accounted	523.02	Cr
19/10/2017	Automated Feed	18/10/2017	BWR DISTRIBUTION OCT17/00800432	Accounted	1,040.00	Cr
19/10/2017	Automated Feed	18/10/2017	BWR DISTRIBUTION OCT17/00800737	Accounted	592.67	Cr
12/11/2018	Evidence Match	18/10/2017	BWR DISTRIBUTION OCT17/00800432	Accounted	1,040.00	Dr
18/03/2019	Evidence Match	18/10/2017	BWR DISTRIBUTION OCT17/00800737	Accounted	592.67	Dr
23/04/2018	Evidence Match	19/10/2017	TFR Westpac Bus	Accounted	2,000.00	Cr
20/10/2017	Automated Feed	19/10/2017	TFR Westpac Bus	Accounted	2,000.00	Dr
12/11/2018	Evidence Match	20/10/2017	BWF DIVIDEND OCT17/00800243	Accounted	241.76	Dr
18/06/2019	Evidence Match	20/10/2017	Pelathon Pub 211313	Accounted	67.51	Dr
21/10/2017	Automated Feed	20/10/2017	Pelathon Pub 211313	Accounted	67.51	Cr
21/10/2017	Automated Feed	20/10/2017	BWF DIVIDEND OCT17/00800243	Accounted	241.76	Cr
1/11/2017	Automated Feed	30/10/2017	TFR Westpac Business One	Accounted	26,500.00	Cr
1/11/2017	Automated Feed	30/10/2017	TAX ATO Direct Tax Payment bas	Accounted	21,733.00	Dr
23/04/2018	Evidence Match	30/10/2017	TFR Westpac Business One	Accounted	26,500.00	Dr
13/04/2019	Evidence Match	30/10/2017	TAX ATO Direct Tax Payment bas	Accounted	21,733.00	Cr
18/06/2019	Evidence Match	31/10/2017	BQT 112396	Accounted	424.14	Dr
1/11/2017	Automated Feed	31/10/2017	BQT 112396	Accounted	424.14	Cr
3/11/2017	Automated Feed	1/11/2017	SERVICE FEE	Accounted	5.00	Dr
20/10/2019	Evidence Match	1/11/2017	TFR Business Cheque Plusmascot rent nov	Accounted	50,710.00	Dr
3/11/2017	Automated Feed	1/11/2017	TFR Westpac Business One	Accounted	6,930.00	Cr
20/10/2019	Evidence Match	1/11/2017	TFR Business Cheque Plusmascot rent nov	Accounted	11,550.00	Dr
3/11/2017	Automated Feed	1/11/2017	TFR Westpac Bus	Accounted	95,000.00	Dr
3/11/2017	Automated Feed	1/11/2017	TFR Westpac Bus	Accounted	7,000.00	Dr
3/11/2017	Automated Feed	1/11/2017	TFR Business Cheque Plusmascot rent nov	Accounted	89,980.00	Cr
20/10/2019	Evidence Match	1/11/2017	TFR Business Cheque Plusmascot rent nov	Accounted	13,420.00	Dr
20/10/2019	Evidence Match	1/11/2017	TFR Business Cheque Plusmascot rent nov	Accounted	14,300.00	Dr
18/06/2019	Evidence Match	1/11/2017	TLS FNL DIV 001205942686	Accounted	231.26	Dr
13/04/2019	Evidence Match	1/11/2017	TFR Westpac Business One	Accounted	6,930.00	Dr
3/11/2017	Evidence Match	1/11/2017	TFR Westpac Bus	Accounted	7,000.00	Cr
3/11/2017	Evidence Match	1/11/2017	TFR Westpac Bus	Accounted	95,000.00	Cr
3/11/2017	Evidence Match	1/11/2017	SERVICE FEE	Accounted	5.00	Cr
23/11/2019	Evidence Match	29/11/2017	BPAY ASIC ASIC return	Accounted	254.00	Cr
23/11/2019	Evidence Match	29/11/2017	BPAY ASIC ASIC return	Accounted	78.00	Cr
30/11/2017	Automated Feed	29/11/2017	BPAY ASIC ASIC return	Accounted	332.00	Dr
1/12/2017	Automated Feed	30/11/2017	BPAY WILLOUGHBY willoughby ccl	Accounted	318.00	Dr
1/12/2017	Automated Feed	30/11/2017	TFR Westpac Business One	Accounted	318.00	Cr
1/12/2017	Automated Feed	30/11/2017	TFR Westpac Bus	Accounted	500.00	Dr

**Mascot Superannuation Fund**  
**General Ledger Audit Trail**  
**For the period from 1 July 2017 to 30 June 2018**

Processed Date & User	Date	Description	State	Amount
-----------------------	------	-------------	-------	--------

## Liabilities

### Fund Suspense - Westpac Cash Management Account

1/12/2017	Automated Feed	30/11/2017	TFR Westpac Business Cas	Accounted	500.00	Cr
8/06/2018	Evidence Match	30/11/2017	TFR Westpac Bus	Accounted	500.00	Cr
13/04/2019	Evidence Match	30/11/2017	TFR Westpac Business One	Accounted	318.00	Dr
8/06/2018	Evidence Match	30/11/2017	TFR Westpac Business Cas	Accounted	500.00	Dr
13/04/2019	Evidence Match	30/11/2017	BPAY WILLOUGHBY willoughby ccl	Accounted	318.00	Cr
2/12/2017	Automated Feed	1/12/2017	SERVICE FEE	Accounted	5.00	Dr
2/12/2017	Evidence Match	1/12/2017	SERVICE FEE	Accounted	5.00	Cr
5/12/2017	Automated Feed	4/12/2017	TFR Westpac Bus	Accounted	100,000.00	Dr
5/12/2017	Automated Feed	4/12/2017	TFR Westpac Business One	Accounted	7,700.00	Cr
5/12/2017	Automated Feed	4/12/2017	TFR Business Cheque Plus	Accounted	93,720.00	Cr
5/12/2017	Automated Feed	4/12/2017	BPAY AMERICAN E amex a/c	Accounted	375.32	Dr
20/10/2019	Evidence Match	4/12/2017	TFR Business Cheque Plus	Accounted	54,450.00	Dr
23/04/2018	Evidence Match	4/12/2017	TFR Westpac Bus	Accounted	100,000.00	Cr
20/10/2019	Evidence Match	4/12/2017	TFR Business Cheque Plus	Accounted	13,420.00	Dr
13/04/2019	Evidence Match	4/12/2017	TFR Westpac Business One	Accounted	7,700.00	Dr
20/10/2019	Evidence Match	4/12/2017	TFR Business Cheque Plus	Accounted	11,550.00	Dr
20/10/2019	Evidence Match	4/12/2017	TFR Business Cheque Plus	Accounted	14,300.00	Dr
13/04/2019	Evidence Match	6/12/2017	BPAY AMERICAN E amex a/c	Accounted	375.32	Cr
13/04/2019	Evidence Match	6/12/2017	TFR Westpac Business One	Accounted	375.32	Dr
7/12/2017	Automated Feed	6/12/2017	TFR Westpac Business One	Accounted	375.32	Cr
23/04/2018	Evidence Match	13/12/2017	TFR Westpac Bus	Accounted	1,000.00	Cr
14/12/2017	Automated Feed	13/12/2017	TFR Westpac Bus	Accounted	1,000.00	Dr
23/12/2017	Automated Feed	22/12/2017	WBC DIVIDEND 001209559875	Accounted	7,383.70	Cr
23/12/2017	Automated Feed	22/12/2017	TFR Westpac Bus	Accounted	7,500.00	Dr
23/04/2018	Evidence Match	22/12/2017	TFR Westpac Bus	Accounted	7,500.00	Cr
18/03/2019	Evidence Match	22/12/2017	WBC DIVIDEND 001209559875	Accounted	7,383.70	Dr
3/01/2018	Automated Feed	2/01/2018	TFR Business Cheque Plus	Accounted	93,720.00	Cr
3/01/2018	Evidence Match	2/01/2018	SERVICE FEE	Accounted	5.00	Cr
23/04/2018	Evidence Match	2/01/2018	TFR Westpac Bus	Accounted	94,000.00	Cr
20/10/2019	Evidence Match	2/01/2018	TFR Business Cheque Plus	Accounted	14,300.00	Dr
20/10/2019	Evidence Match	2/01/2018	TFR Business Cheque Plus	Accounted	13,420.00	Dr
20/10/2019	Evidence Match	2/01/2018	TFR Business Cheque Plus	Accounted	11,550.00	Dr
20/10/2019	Evidence Match	2/01/2018	TFR Business Cheque Plus	Accounted	54,450.00	Dr
3/01/2018	Automated Feed	2/01/2018	SERVICE FEE	Accounted	5.00	Dr
3/01/2018	Automated Feed	2/01/2018	TFR Westpac Bus	Accounted	94,000.00	Dr
10/01/2018	Automated Feed	9/01/2018	TFR Westpac Business One	Accounted	7,700.00	Cr
10/01/2018	Automated Feed	9/01/2018	TFR Westpac Bus	Accounted	7,000.00	Dr
23/04/2018	Evidence Match	9/01/2018	TFR Westpac Bus	Accounted	7,000.00	Cr
13/04/2019	Evidence Match	9/01/2018	TFR Westpac Business One	Accounted	7,700.00	Dr
13/04/2019	Evidence Match	11/01/2018	AUPL DISTRIBUTIO AUI101529297	Accounted	467.57	Dr
12/01/2018	Automated Feed	11/01/2018	AUPL DISTRIBUTIO AUI101529297	Accounted	467.57	Cr
23/04/2018	Evidence Match	12/01/2018	TFR Westpac Bus	Accounted	1,000.00	Cr
13/01/2018	Automated Feed	12/01/2018	TFR Westpac Bus	Accounted	1,000.00	Dr
18/06/2019	Evidence Match	25/01/2018	Pelathon Pub 221763	Accounted	89.35	Dr
27/01/2018	Automated Feed	25/01/2018	Pelathon Pub 221763	Accounted	89.35	Cr
18/06/2019	Evidence Match	31/01/2018	BQT 122162	Accounted	424.14	Dr
1/02/2018	Automated Feed	31/01/2018	BQT 122162	Accounted	424.14	Cr
2/02/2018	Automated Feed	1/02/2018	SERVICE FEE	Accounted	5.00	Dr

**Mascot Superannuation Fund**  
**General Ledger Audit Trail**  
**For the period from 1 July 2017 to 30 June 2018**

Processed Date & User	Date	Description	State	Amount
-----------------------	------	-------------	-------	--------

## Liabilities

### Fund Suspense - Westpac Cash Management Account

2/02/2018	Evidence Match	1/02/2018	SERVICE FEE	Accounted	5.00	Cr
23/04/2018	Evidence Match	8/02/2018	TFR Westpac Bus	Accounted	100,000.00	Cr
13/04/2019	Evidence Match	8/02/2018	TFR Westpac Business One	Accounted	7,700.00	Dr
20/10/2019	Evidence Match	8/02/2018	TFR Business Cheque Plus	Accounted	14,300.00	Dr
20/10/2019	Evidence Match	8/02/2018	TFR Business Cheque Plus	Accounted	12,420.00	Dr
20/10/2019	Evidence Match	8/02/2018	TFR Business Cheque Plus	Accounted	11,550.00	Dr
20/10/2019	Evidence Match	8/02/2018	TFR Business Cheque Plus	Accounted	54,450.00	Dr
9/02/2018	Automated Feed	8/02/2018	TFR Westpac Bus	Accounted	100,000.00	Dr
9/02/2018	Automated Feed	8/02/2018	TFR Westpac Business One	Accounted	7,700.00	Cr
9/02/2018	Automated Feed	8/02/2018	TFR Business Cheque Plus	Accounted	92,720.00	Cr
15/02/2018	Automated Feed	14/02/2018	TFR Westpac Business Cas	Accounted	300,000.00	Cr
13/04/2019	Evidence Match	14/02/2018	PYMT mascot fou TERM DEPOSIT BOQ	Accounted	300,000.00	Cr
23/04/2018	Evidence Match	14/02/2018	TFR Westpac Business Cas	Accounted	300,000.00	Dr
15/02/2018	Automated Feed	14/02/2018	PYMT mascot fou TERM DEPOSIT BOQ	Accounted	300,000.00	Dr
18/03/2019	Evidence Match	16/02/2018	CYBG DIVIDEND AU001/00884727	Accounted	31.69	Dr
17/02/2018	Automated Feed	16/02/2018	CYBG DIVIDEND AU001/00884727	Accounted	31.69	Cr
23/04/2018	Evidence Match	26/02/2018	TFR Westpac Business Cas	Accounted	36,000.00	Dr
13/04/2019	Evidence Match	26/02/2018	TFR Cash Manage	Accounted	10,000.00	Cr
27/02/2018	Automated Feed	26/02/2018	TFR Cash Manage	Accounted	10,000.00	Dr
27/02/2018	Automated Feed	26/02/2018	TFR Westpac Business Cas	Accounted	36,000.00	Cr
1/03/2018	Automated Feed	28/02/2018	INTEREST PAID	Accounted	0.01	Cr
1/03/2018	Automated Feed	28/02/2018	SCG DISTRIBUTION FEB18/00839313	Accounted	617.29	Cr
1/03/2018	Automated Feed	28/02/2018	WFD DISTRIBUTION FEB18/00830757	Accounted	426.50	Cr
1/03/2018	Automated Feed	28/02/2018	TAX ATO Direct Tax Payment	Accounted	26,838.00	Dr
18/03/2019	Evidence Match	28/02/2018	SCG DISTRIBUTION FEB18/00839313	Accounted	617.29	Dr
12/11/2018	Evidence Match	28/02/2018	WFD DISTRIBUTION FEB18/00830757	Accounted	426.50	Dr
1/03/2018	Evidence Match	28/02/2018	INTEREST PAID	Accounted	0.01	Dr
13/04/2019	Evidence Match	28/02/2018	TAX ATO Direct Tax Payment	Accounted	26,838.00	Cr
2/03/2018	Evidence Match	1/03/2018	SERVICE FEE	Accounted	5.00	Cr
2/03/2018	Automated Feed	1/03/2018	SERVICE FEE	Accounted	5.00	Dr
6/03/2018	Automated Feed	5/03/2018	TFR Westpac Bus	Accounted	55,000.00	Dr
6/03/2018	Automated Feed	5/03/2018	TFR Westpac Business One	Accounted	7,700.00	Cr
13/04/2019	Evidence Match	5/03/2018	TFR Westpac Business One	Accounted	7,700.00	Dr
6/03/2018	Automated Feed	5/03/2018	TFR Westpac Bus	Accounted	7,500.00	Dr
6/03/2018	Automated Feed	5/03/2018	TFR Cash Manage	Accounted	40,000.00	Dr
20/10/2019	Evidence Match	5/03/2018	TFR Business Cheque Plus	Accounted	54,450.00	Dr
6/03/2018	Automated Feed	5/03/2018	TFR Business Cheque Plus	Accounted	93,720.00	Cr
20/10/2019	Evidence Match	5/03/2018	TFR Business Cheque Plus	Accounted	11,550.00	Dr
6/03/2018	Evidence Match	5/03/2018	TFR Westpac Bus	Accounted	7,500.00	Cr
20/10/2019	Evidence Match	5/03/2018	TFR Business Cheque Plus	Accounted	14,300.00	Dr
13/04/2019	Evidence Match	5/03/2018	TFR Cash Manage	Accounted	40,000.00	Cr
6/03/2018	Evidence Match	5/03/2018	TFR Westpac Bus	Accounted	55,000.00	Cr
20/10/2019	Evidence Match	5/03/2018	TFR Business Cheque Plus	Accounted	13,420.00	Dr
18/06/2019	Evidence Match	21/03/2018	WOODSIDE PRE18/00829584	Accounted	1,073.60	Dr
22/03/2018	Automated Feed	21/03/2018	WOODSIDE PRE18/00829584	Accounted	1,073.60	Cr
12/11/2018	Evidence Match	22/03/2018	WOODSIDE FIN17/00552319	Accounted	3,779.87	Dr
23/03/2018	Automated Feed	22/03/2018	WOODSIDE FIN17/00552319	Accounted	3,779.87	Cr
27/03/2018	Automated Feed	26/03/2018	PPT ITM DIV 001213596297	Accounted	1,350.00	Cr
27/03/2018	Automated Feed	26/03/2018	TFR Westpac Bus	Accounted	5,500.00	Dr

**Mascot Superannuation Fund**  
**General Ledger Audit Trail**  
**For the period from 1 July 2017 to 30 June 2018**

Processed Date & User	Date	Description	State	Amount
<b>Liabilities</b>				
<b>Fund Suspense - Westpac Cash Management Account</b>				
27/03/2018	Automated Feed	26/03/2018 WOR DIVIDEND INT18/00804820	Accounted	536.00 Cr
18/03/2019	Evidence Match	26/03/2018 PPT ITM DIV 001213596297	Accounted	1,350.00 Dr
23/04/2018	Evidence Match	26/03/2018 TFR Westpac Bus	Accounted	5,500.00 Cr
18/03/2019	Evidence Match	26/03/2018 WOR DIVIDEND INT18/00804820	Accounted	536.00 Dr
28/03/2018	Automated Feed	27/03/2018 BHP LTD DIVIDEND AI376/00986298	Accounted	4,720.74 Cr
12/11/2018	Evidence Match	27/03/2018 BHP LTD DIVIDEND AI376/00986298	Accounted	4,720.74 Dr
12/11/2018	Evidence Match	28/03/2018 AMP LIMITED 17FIN/01213766	Accounted	580.00 Dr
18/03/2019	Evidence Match	28/03/2018 ASX ITM DIV 001214930062	Accounted	557.44 Dr
29/03/2018	Automated Feed	28/03/2018 ASX ITM DIV 001214930062	Accounted	557.44 Cr
29/03/2018	Automated Feed	28/03/2018 AMP LIMITED 17FIN/01213766	Accounted	580.00 Cr
18/03/2019	Evidence Match	29/03/2018 TLS ITM DIV 001213058459	Accounted	633.27 Dr
18/06/2019	Evidence Match	29/03/2018 TLS ITM DIV 001213058461	Accounted	164.12 Dr
30/03/2018	Automated Feed	29/03/2018 TLS ITM DIV 001213058461	Accounted	164.12 Cr
30/03/2018	Automated Feed	29/03/2018 TLS ITM DIV 001213058459	Accounted	633.27 Cr
4/04/2018	Automated Feed	3/04/2018 TFR Business Cheque Plus	Accounted	97,350.00 Cr
4/04/2018	Automated Feed	3/04/2018 TFR Westpac Bus	Accounted	8,000.00 Dr
4/04/2018	Automated Feed	3/04/2018 TFR Westpac Bus	Accounted	105,000.00 Dr
4/04/2018	Automated Feed	3/04/2018 TFR Westpac Business One	Accounted	7,700.00 Cr
20/10/2019	Evidence Match	3/04/2018 TFR Business Cheque Plus	Accounted	57,750.00 Dr
20/10/2019	Evidence Match	3/04/2018 TFR Business Cheque Plus	Accounted	11,550.00 Dr
20/10/2019	Evidence Match	3/04/2018 TFR Business Cheque Plus	Accounted	13,750.00 Dr
4/04/2018	Automated Feed	3/04/2018 SERVICE FEE	Accounted	5.00 Dr
13/04/2019	Evidence Match	3/04/2018 TFR Westpac Business One	Accounted	7,700.00 Dr
4/04/2018	Evidence Match	3/04/2018 TFR Westpac Bus	Accounted	8,000.00 Cr
4/04/2018	Evidence Match	3/04/2018 TFR Westpac Bus	Accounted	105,000.00 Cr
4/04/2018	Evidence Match	3/04/2018 SERVICE FEE	Accounted	5.00 Cr
20/10/2019	Evidence Match	3/04/2018 TFR Business Cheque Plus	Accounted	14,300.00 Dr
18/03/2019	Evidence Match	4/04/2018 CWN DIVIDEND APR18/00817706	Accounted	360.00 Dr
5/04/2018	Automated Feed	4/04/2018 CWN DIVIDEND APR18/00817706	Accounted	360.00 Cr
12/11/2018	Evidence Match	5/04/2018 SOUTH32 DIVIDEND RAU18/00952216	Accounted	603.13 Dr
6/04/2018	Automated Feed	5/04/2018 SOUTH32 DIVIDEND RAU18/00952216	Accounted	603.13 Cr
10/04/2018	Automated Feed	9/04/2018 BWR DISTRIBUTION APR18/00800425	Accounted	800.00 Cr
10/04/2018	Automated Feed	9/04/2018 BWR DISTRIBUTION APR18/00800708	Accounted	455.90 Cr
18/03/2019	Evidence Match	9/04/2018 BWR DISTRIBUTION APR18/00800708	Accounted	455.90 Dr
18/03/2019	Evidence Match	9/04/2018 BWR DISTRIBUTION APR18/00800425	Accounted	800.00 Dr
18/03/2019	Evidence Match	10/04/2018 AUPL DISTRIBUTIO AUI101529297	Accounted	467.57 Dr
11/04/2018	Automated Feed	10/04/2018 AUPL DISTRIBUTIO AUI101529297	Accounted	467.57 Cr
18/03/2019	Evidence Match	11/04/2018 BWF DIVIDEND APR18/00800234	Accounted	255.19 Dr
12/04/2018	Automated Feed	11/04/2018 BWF DIVIDEND APR18/00800234	Accounted	255.19 Cr
23/04/2018	Evidence Match	12/04/2018 TFR Westpac Bus	Accounted	3,500.00 Cr
18/03/2019	Evidence Match	12/04/2018 QANTAS DIV 001214834555	Accounted	422.66 Dr
13/04/2018	Automated Feed	12/04/2018 QANTAS DIV 001214834555	Accounted	422.66 Cr
13/04/2018	Automated Feed	12/04/2018 TFR Westpac Bus	Accounted	3,500.00 Dr
1/05/2018	Automated Feed	30/04/2018 BQT 125320	Accounted	424.14 Cr
1/05/2018	Automated Feed	30/04/2018 TFR Westpac Business Cas	Accounted	25,000.00 Cr
1/05/2018	Automated Feed	30/04/2018 Pelathon Pub 245983	Accounted	89.35 Cr
1/05/2018	Automated Feed	30/04/2018 INTEREST PAID	Accounted	0.01 Cr
1/05/2018	Automated Feed	30/04/2018 TAX ATO Direct tax bas april	Accounted	24,958.00 Dr



**Mascot Superannuation Fund**  
**General Ledger Audit Trail**  
**For the period from 1 July 2017 to 30 June 2018**

Processed Date & User	Date	Description	State	Amount
-----------------------	------	-------------	-------	--------

## Liabilities

### Fund Suspense - Westpac Cash Management Account

18/06/2019	Evidence Match	30/04/2018	Pelathon Pub 245983	Accounted	89.35	Dr
18/06/2019	Evidence Match	30/04/2018	BQT 125320	Accounted	424.14	Dr
13/04/2019	Evidence Match	30/04/2018	TAX ATO Direct tax bas april	Accounted	24,958.00	Cr
8/06/2018	Evidence Match	30/04/2018	TFR Westpac Business Cas	Accounted	25,000.00	Dr
1/05/2018	Evidence Match	30/04/2018	INTEREST PAID	Accounted	0.01	Dr
2/05/2018	Automated Feed	1/05/2018	SERVICE FEE	Accounted	5.00	Dr
2/05/2018	Automated Feed	1/05/2018	TFR Westpac Business One	Accounted	9,900.00	Cr
2/05/2018	Automated Feed	1/05/2018	TFR Cash Manage	Accounted	20,000.00	Dr
2/05/2018	Automated Feed	1/05/2018	TFR Business Cheque Plus	Accounted	97,350.00	Cr
2/05/2018	Automated Feed	1/05/2018	TFR Westpac Bus	Accounted	85,000.00	Dr
20/10/2019	Evidence Match	1/05/2018	TFR Business Cheque Plus	Accounted	57,750.00	Dr
20/10/2019	Evidence Match	1/05/2018	TFR Business Cheque Plus	Accounted	13,750.00	Dr
20/10/2019	Evidence Match	1/05/2018	TFR Business Cheque Plus	Accounted	14,300.00	Dr
13/04/2019	Evidence Match	1/05/2018	TFR Cash Manage	Accounted	20,000.00	Cr
13/04/2019	Evidence Match	1/05/2018	TFR Westpac Business One	Accounted	9,900.00	Dr
8/06/2018	Evidence Match	1/05/2018	TFR Westpac Bus	Accounted	85,000.00	Cr
2/05/2018	Evidence Match	1/05/2018	SERVICE FEE	Accounted	5.00	Cr
20/10/2019	Evidence Match	1/05/2018	TFR Business Cheque Plus	Accounted	11,550.00	Dr
8/06/2018	Evidence Match	4/05/2018	TFR Westpac Bus	Accounted	3,000.00	Cr
5/05/2018	Automated Feed	4/05/2018	TFR Westpac Bus	Accounted	3,000.00	Dr
1/06/2018	Automated Feed	31/05/2018	TFR Westpac Business Cas	Accounted	20,000.00	Cr
1/06/2018	Automated Feed	31/05/2018	TFR Cash Manage	Accounted	20,000.00	Dr
13/04/2019	Evidence Match	31/05/2018	TFR Cash Manage	Accounted	20,000.00	Cr
8/06/2018	Evidence Match	31/05/2018	TFR Westpac Business Cas	Accounted	20,000.00	Dr
3/06/2018	Evidence Match	1/06/2018	SERVICE FEE	Accounted	5.00	Cr
3/06/2018	Automated Feed	1/06/2018	SERVICE FEE	Accounted	5.00	Dr
23/11/2019	Evidence Match	7/06/2018	WESTFIELD CORP SOA02/00826413	Accounted	9,224.32	Dr
8/06/2018	Automated Feed	7/06/2018	WESTFIELD CORP SOA02/00826413	Accounted	9,224.32	Cr
2/07/2018	Evidence Match	11/06/2018	TFR Westpac Bus	Accounted	9,200.00	Cr
12/06/2018	Automated Feed	11/06/2018	TFR Westpac Bus	Accounted	9,200.00	Dr
15/06/2018	Automated Feed	14/06/2018	TFR Westpac Business Cas	Accounted	170,000.00	Cr
15/06/2018	Automated Feed	14/06/2018	PYMT nbtaylor d 22 TARLINGTON PLAC	Accounted	170,000.00	Dr
2/07/2018	Evidence Match	14/06/2018	TFR Westpac Business Cas	Accounted	170,000.00	Dr
18/06/2019	Evidence Match	14/06/2018	PYMT nbtaylor d 22 TARLINGTON PLAC	Accounted	170,000.00	Cr
8/07/2018	Automated Feed	28/06/2018	TFR Business Cheque Plus	Accounted	97,350.00	Cr
5/11/2018	Evidence Match	28/06/2018	TFR Westpac Bus	Accounted	107,000.00	Cr
13/04/2019	Evidence Match	28/06/2018	TFR Westpac Business One	Accounted	9,900.00	Dr
20/10/2019	Evidence Match	28/06/2018	TFR Business Cheque Plus	Accounted	14,300.00	Dr
20/10/2019	Evidence Match	28/06/2018	TFR Business Cheque Plus	Accounted	13,750.00	Dr
20/10/2019	Evidence Match	28/06/2018	TFR Business Cheque Plus	Accounted	11,550.00	Dr
20/10/2019	Evidence Match	28/06/2018	TFR Business Cheque Plus	Accounted	57,750.00	Dr
8/07/2018	Automated Feed	28/06/2018	TFR Westpac Bus	Accounted	107,000.00	Dr
8/07/2018	Automated Feed	28/06/2018	TFR Westpac Business One	Accounted	9,900.00	Cr
9/07/2018	Evidence Match	29/06/2018	INTEREST PAID	Accounted	0.01	Dr
9/07/2018	Automated Feed	29/06/2018	INTEREST PAID	Accounted	0.01	Cr

### Income Tax Payable - Change in Carried Forward Losses

26/02/2019	pasandi@armstrongadvisory.com.au	1/07/2017	Fund Tax Finalisation	Accounted	4,291.10	Dr
------------	----------------------------------	-----------	-----------------------	-----------	----------	----

**Mascot Superannuation Fund**  
**General Ledger Audit Trail**  
**For the period from 1 July 2017 to 30 June 2018**

Processed Date & User	Date	Description	State	Amount
-----------------------	------	-------------	-------	--------

## Liabilities

### Income Tax Payable · Change in Carried Forward Losses

23/11/2019	pasandi@armstrongadvisory.com.au	30/06/2018	Change In Carry Forward Loss	Accounted	431.70	Dr
------------	----------------------------------	------------	------------------------------	-----------	--------	----

### Income Tax Payable · Excessive Foreign Tax Credit Writeoff

26/02/2019	pasandi@armstrongadvisory.com.au	1/07/2017	Fund Tax Finalisation	Accounted	50.85	Dr
23/11/2019	pasandi@armstrongadvisory.com.au	30/06/2018	Excessive foreign tax credit written off	Accounted	4.33	Cr

### Income Tax Payable · Foreign Tax Credits · Stapled Securities · Westfield Corporation - Stapled Securities

26/02/2019	pasandi@armstrongadvisory.com.au	1/07/2017	Fund Tax Finalisation	Accounted	53.84	Cr
7/03/2019	pasandi@armstrongadvisory.com.au	7/06/2018	Distribution - Tax Statement	Accounted	11.80	Dr
7/03/2019	pasandi@armstrongadvisory.com.au	7/06/2018	Distribution - Tax Statement	Accounted	11.72	Dr

### Income Tax Payable · Franking Credits · Shares in Listed Companies · AMP Limited

26/02/2019	pasandi@armstrongadvisory.com.au	1/07/2017	Fund Tax Finalisation	Accounted	432.00	Cr
12/11/2018	Income Announcement	29/09/2017	AMP 13.05C FR@30%; 1.45C CFI; DRP NIL DISC	Accounted	223.71	Dr
12/11/2018	Income Announcement	28/03/2018	AMP 13.05C FR@30%; 1.45C CFI; DRP NIL DISC	Accounted	223.71	Dr

### Income Tax Payable · Franking Credits · Shares in Listed Companies · ASX Limited

26/02/2019	pasandi@armstrongadvisory.com.au	1/07/2017	Fund Tax Finalisation	Accounted	447.94	Cr
12/11/2018	Income Announcement	27/09/2017	ASX 99.8C FRANKED @ 30%; DRP SUSPENDED	Accounted	222.41	Dr
18/03/2019	Income Announcement	28/03/2018	ASX 107.2C FRANKED @ 30%; DRP SUSPENDED	Accounted	238.90	Dr

### Income Tax Payable · Franking Credits · Shares in Listed Companies · Australia And New Zealand Banking Group Limit

26/02/2019	pasandi@armstrongadvisory.com.au	1/07/2017	Fund Tax Finalisation	Accounted	3,464.92	Cr
12/11/2018	pasandi@armstrongadvisory.com.au	3/07/2017	ANZ 80C FRANKED @ 30%; DRP & BSP NIL DISC	Accounted	1,781.49	Dr
21/10/2019	pasandi@armstrongadvisory.com.au	18/12/2017	ANZ 80C FRANKED @ 30%; DRP & BSP NIL DISC	Accounted	1,830.86	Dr

### Income Tax Payable · Franking Credits · Shares in Listed Companies · BHP Billiton Limited

26/02/2019	pasandi@armstrongadvisory.com.au	1/07/2017	Fund Tax Finalisation	Accounted	2,055.07	Cr
12/11/2018	Income Announcement	26/09/2017	BHP US 43C FRANKED @30%	Accounted	1,517.67	Dr
12/11/2018	Income Announcement	27/03/2018	BHP US 55C FRANKED @30%	Accounted	2,023.17	Dr

### Income Tax Payable · Franking Credits · Shares in Listed Companies · Blackwall Limited

26/02/2019	pasandi@armstrongadvisory.com.au	1/07/2017	Fund Tax Finalisation	Accounted	207.22	Cr
12/11/2018	Income Announcement - Modified by automatch	20/10/2017	BWF 1.8C FRANKED @ 30%	Accounted	103.61	Dr
18/03/2019	Income Announcement - Modified by automatch	11/04/2018	BWF 1.9C FRANKED @ 27.5%	Accounted	96.80	Dr

### Income Tax Payable · Franking Credits · Shares in Listed Companies · Commonwealth Bank Of Australia.

26/02/2019	pasandi@armstrongadvisory.com.au	1/07/2017	Fund Tax Finalisation	Accounted	5,531.94	Cr
12/11/2018	Income Announcement	29/09/2017	CBA 230C FRANKED @ 30%; DRP	Accounted	3,022.20	Dr
12/11/2018	Income Announcement	28/03/2018	CBA 200C FRANKED@30%; DRP NIL DISCOUNT	Accounted	2,628.00	Dr

### Income Tax Payable · Franking Credits · Shares in Listed Companies · Crown Resorts Limited

**Mascot Superannuation Fund**  
**General Ledger Audit Trail**  
**For the period from 1 July 2017 to 30 June 2018**

Processed Date & User	Date	Description	State	Amount
-----------------------	------	-------------	-------	--------

## Liabilities

### Income Tax Payable · Franking Credits · Shares in Listed Companies · Crown Resorts Limited

26/02/2019	pasandi@armstrongadvisory.com.au	1/07/2017	Fund Tax Finalisation	Accounted	490.89	Cr
12/11/2018	Income Announcement	6/10/2017	CWN 18C FRANKED @30%; NIL CFI	Accounted	92.57	Dr
18/03/2019	Income Announcement	4/04/2018	CWN 18C FRANKED @30%; NIL CFI	Accounted	92.57	Dr

### Income Tax Payable · Franking Credits · Shares in Listed Companies · Mount Gibson Iron Limited

12/11/2018	Income Announcement	16/10/2017	MGX 2C FRANKED @ 30% D.R.P. SUSPENDED	Accounted	224.15	Dr
------------	---------------------	------------	---------------------------------------	-----------	--------	----

### Income Tax Payable · Franking Credits · Shares in Listed Companies · National Australia Bank Limited

26/02/2019	pasandi@armstrongadvisory.com.au	1/07/2017	Fund Tax Finalisation	Accounted	6,205.60	Cr
12/11/2018	pasandi@armstrongadvisory.com.au	5/07/2017	NAB 99C FRANKED@ 30%;DRP&BSP NIL DISCOUNT	Accounted	3,214.39	Dr
21/10/2019	pasandi@armstrongadvisory.com.au	13/12/2017	NAB 99C FR@ 30%; DRP; BSP NIL DISCOUNT	Accounted	3,320.46	Dr

### Income Tax Payable · Franking Credits · Shares in Listed Companies · Perpetual Limited

26/02/2019	pasandi@armstrongadvisory.com.au	1/07/2017	Fund Tax Finalisation	Accounted	1,114.28	Cr
12/11/2018	Income Announcement	29/09/2017	PPT 135C FRANKED@30%; DRP NIL DISCOUNT	Accounted	578.57	Dr
18/03/2019	Income Announcement	26/03/2018	PPT 135C FRANKED@30%; DRP NIL DISCOUNT	Accounted	578.57	Dr

### Income Tax Payable · Franking Credits · Shares in Listed Companies · Qantas Airways Limited

26/02/2019	pasandi@armstrongadvisory.com.au	1/07/2017	Fund Tax Finalisation	Accounted	271.71	Cr
------------	----------------------------------	-----------	-----------------------	-----------	--------	----

### Income Tax Payable · Franking Credits · Shares in Listed Companies · South32 Limited

12/11/2018	Income Announcement	12/10/2017	S32 US 6.4C FRANKED@30%	Accounted	228.85	Dr
12/11/2018	Income Announcement - Modified by pasandi@armstrongadvisory.com.au	5/04/2018	S32 US7.3C;US6.73C FR@30%;0.57C CFI;US3CSPEC	Accounted	246.99	Dr

### Income Tax Payable · Franking Credits · Shares in Listed Companies · Telstra Corporation Limited.

26/02/2019	pasandi@armstrongadvisory.com.au	1/07/2017	Fund Tax Finalisation	Accounted	382.43	Cr
12/11/2018	Income Announcement - Modified by automatch	28/09/2017	TLS 15.5C FRANKED @ 30% D.R.P. SUSPENDED	Accounted	382.43	Dr
18/03/2019	Income Announcement	29/03/2018	TLS 11C FRANKED@30%; 3.5C SPECIAL; DRP	Accounted	271.40	Dr

### Income Tax Payable · Franking Credits · Shares in Listed Companies · Wesfarmers Limited

26/02/2019	pasandi@armstrongadvisory.com.au	1/07/2017	Fund Tax Finalisation	Accounted	548.41	Cr
21/10/2019	pasandi@armstrongadvisory.com.au	28/09/2017	WES 120C FRANKED@30%; DRP NIL DISCOUNT	Accounted	344.06	Dr
21/10/2019	pasandi@armstrongadvisory.com.au	5/04/2018	WES 103C FRANKED@30%; DRP NIL DISCOUNT	Accounted	303.70	Dr

### Income Tax Payable · Franking Credits · Shares in Listed Companies · Westpac Banking Corporation

26/02/2019	pasandi@armstrongadvisory.com.au	1/07/2017	Fund Tax Finalisation	Accounted	6,328.88	Cr
12/11/2018	Income Announcement	4/07/2017	WBC 94C FRANKED@30%; DRP	Accounted	3,164.44	Dr
18/03/2019	Income Announcement	22/12/2017	WBC 94C FRANKED@30%; DRP NIL DISCOUNT	Accounted	3,164.44	Dr

### Income Tax Payable · Franking Credits · Shares in Listed Companies · Woodside Petroleum Limited

26/02/2019	pasandi@armstrongadvisory.com.au	1/07/2017	Fund Tax Finalisation	Accounted	2,841.45	Cr
21/09/2017	Income Announcement	21/09/2017	WPL US 49C FRANKED@30%; DRP SUSPENDED	Accounted	1,602.95	Dr
12/11/2018	Income Announcement	22/03/2018	WPL US 49C FRANKED@30%; DRP SUSPENDED	Accounted	1,619.94	Dr

**Mascot Superannuation Fund**  
**General Ledger Audit Trail**  
**For the period from 1 July 2017 to 30 June 2018**

Processed Date & User	Date	Description	State	Amount
-----------------------	------	-------------	-------	--------

## Liabilities

### Income Tax Payable · Franking Credits · Shares in Unlisted Companies · M.E.G. Properties Pty Ltd

26/02/2019	pasandi@armstrongadvisory.com.au	1/07/2017	Fund Tax Finalisation	Accounted	6,263.37	Cr
------------	----------------------------------	-----------	-----------------------	-----------	----------	----

### Income Tax Payable · Franking Credits · Stapled Securities · Scentre Group - Stapled Securities

26/02/2019	pasandi@armstrongadvisory.com.au	1/07/2017	Fund Tax Finalisation	Accounted	70.08	Cr
18/03/2019	pasandi@armstrongadvisory.com.au	30/06/2018	Distribution - Tax Statement	Accounted	28.61	Dr
7/03/2019	pasandi@armstrongadvisory.com.au	30/06/2018	Distribution - Tax Statement	Accounted	28.58	Dr

### Income Tax Payable · Income Tax Payable

26/02/2019	pasandi@armstrongadvisory.com.au	1/07/2017	Fund Tax Finalisation	Accounted	14,204.45	Dr
13/04/2019	pasandi@armstrongadvisory.com.au	6/09/2017	ATO ATO001000009107584	Accounted	73,496.46	Cr

### Income Tax Payable · Provision for Income Tax

26/02/2019	pasandi@armstrongadvisory.com.au	1/07/2017	Fund Tax Finalisation	Accounted	18,541.00	Dr
23/11/2019	pasandi@armstrongadvisory.com.au	30/06/2018	Tax Effect Of Income	Accounted	160,591.65	Cr

### Income Tax Payable · Withholding Credits · Managed Investments · Australian Unity Diversified Property Fund

26/02/2019	pasandi@armstrongadvisory.com.au	1/07/2017	Fund Tax Finalisation	Accounted	222.37	Cr
------------	----------------------------------	-----------	-----------------------	-----------	--------	----

### Income Tax Payable · Withholding Credits · Shares in Listed Companies · South32 Limited

26/02/2019	pasandi@armstrongadvisory.com.au	1/07/2017	Fund Tax Finalisation	Accounted	155.00	Cr
12/11/2018	Income Announcement - Modified by pasandi@armstrongadvisory.com.au	5/04/2018	S32 US7.3C;US6.73C FR@30%;0.57C CFI;US3CSPEC	Accounted	22.00	Dr

### Income Tax Suspense

13/04/2019	pasandi@armstrongadvisory.com.au	6/09/2017	ATO ATO001000009107584	Accounted	73,477.93	Dr
21/10/2019	Evidence Match	6/09/2017	ATO ATO001000009107584	Accounted	73,477.93	Cr

### Member Payments · Pensions Paid · Mr Bryan Taylor · Account Based Pension 1

13/04/2019	Evidence Match	3/07/2017	Pension Drawdown - Paid	Accounted	12,500.00	Dr
13/04/2019	pasandi@armstrongadvisory.com.au	3/07/2017	Pension Drawdown - Net	Accounted	12,500.00	Cr
13/04/2019	Evidence Match	3/10/2017	Pension Drawdown - Paid	Accounted	12,500.00	Dr
13/04/2019	pasandi@armstrongadvisory.com.au	3/10/2017	Pension Drawdown - Net	Accounted	12,500.00	Cr
18/06/2019	Evidence Match	29/11/2017	Pension Drawdown - Paid	Accounted	25,000.00	Dr
18/06/2019	pasandi@armstrongadvisory.com.au	29/11/2017	Pension Drawdown - Net	Accounted	25,000.00	Cr
13/04/2019	Evidence Match	29/01/2018	Pension Drawdown - Paid	Accounted	10,000.00	Dr
13/04/2019	pasandi@armstrongadvisory.com.au	29/01/2018	Pension Drawdown - Net	Accounted	10,000.00	Cr
13/04/2019	Evidence Match	26/02/2018	Pension Drawdown - Paid	Accounted	5,000.00	Dr
13/04/2019	pasandi@armstrongadvisory.com.au	26/02/2018	Pension Drawdown - Net	Accounted	5,000.00	Cr
13/04/2019	Evidence Match	5/03/2018	Pension Drawdown - Paid	Accounted	20,000.00	Dr
13/04/2019	pasandi@armstrongadvisory.com.au	5/03/2018	Pension Drawdown - Net	Accounted	20,000.00	Cr

**Mascot Superannuation Fund**  
**General Ledger Audit Trail**  
**For the period from 1 July 2017 to 30 June 2018**

Processed Date & User	Date	Description	State	Amount
-----------------------	------	-------------	-------	--------

## Liabilities

### Member Payments · Pensions Paid · Mr Bryan Taylor · Account Based Pension 1

13/04/2019	Evidence Match	1/05/2018	Pension Drawdown - Paid	Accounted	10,000.00	Dr
13/04/2019	pasandi@armstrongadvisory.com.au	1/05/2018	Pension Drawdown - Net	Accounted	10,000.00	Cr
13/04/2019	Evidence Match	31/05/2018	Pension Drawdown - Paid	Accounted	10,000.00	Dr
13/04/2019	pasandi@armstrongadvisory.com.au	31/05/2018	Pension Drawdown - Net	Accounted	10,000.00	Cr

### Member Payments · Pensions Paid · Mrs Joanne Taylor · Account Based Pension 4

13/04/2019	Evidence Match	3/07/2017	Pension Drawdown - Paid	Accounted	3,620.00	Dr
13/04/2019	pasandi@armstrongadvisory.com.au	3/07/2017	Pension Drawdown - Net	Accounted	3,620.00	Cr
13/04/2019	Evidence Match	3/10/2017	Pension Drawdown - Paid	Accounted	12,500.00	Dr
13/04/2019	pasandi@armstrongadvisory.com.au	3/10/2017	Pension Drawdown - Net	Accounted	12,500.00	Cr
18/06/2019	Evidence Match	1/11/2017	Pension Drawdown - Paid	Accounted	24,604.62	Dr
18/06/2019	pasandi@armstrongadvisory.com.au	1/11/2017	Pension Drawdown - Net	Accounted	24,604.62	Cr
13/04/2019	Evidence Match	29/01/2018	Pension Drawdown - Paid	Accounted	10,000.00	Dr
13/04/2019	pasandi@armstrongadvisory.com.au	29/01/2018	Pension Drawdown - Net	Accounted	10,000.00	Cr
13/04/2019	Evidence Match	26/02/2018	Pension Drawdown - Paid	Accounted	5,000.00	Dr
13/04/2019	pasandi@armstrongadvisory.com.au	26/02/2018	Pension Drawdown - Net	Accounted	5,000.00	Cr
13/04/2019	Evidence Match	5/03/2018	Pension Drawdown - Paid	Accounted	20,000.00	Dr
13/04/2019	pasandi@armstrongadvisory.com.au	5/03/2018	Pension Drawdown - Net	Accounted	20,000.00	Cr
13/04/2019	Evidence Match	1/05/2018	Pension Drawdown - Paid	Accounted	10,000.00	Dr
13/04/2019	pasandi@armstrongadvisory.com.au	1/05/2018	Pension Drawdown - Net	Accounted	10,000.00	Cr
13/04/2019	Evidence Match	31/05/2018	Pension Drawdown - Paid	Accounted	10,000.00	Dr
13/04/2019	pasandi@armstrongadvisory.com.au	31/05/2018	Pension Drawdown - Net	Accounted	10,000.00	Cr

### Member Payments · Pensions Paid · Mrs Joanne Taylor · Account Based Pension 7

13/04/2019	Evidence Match	3/07/2017	Pension Drawdown - Paid	Accounted	8,880.00	Dr
13/04/2019	pasandi@armstrongadvisory.com.au	3/07/2017	Pension Drawdown - Net	Accounted	8,880.00	Cr

### Other Creditors and Accruals · Accountancy Fee

18/06/2019	Evidence Match	26/09/2017	TFR Westpac Bus	Accounted	2,145.00	Dr
18/06/2019	pasandi@armstrongadvisory.com.au	26/09/2017	TFR Westpac Bus	Accounted	2,145.00	Cr

### Other Creditors and Accruals · Bank Fees · Cash At Bank · Westpac Cash Management Account

4/07/2017	Evidence Match	3/07/2017	SERVICE FEE	Accounted	5.00	Dr
4/07/2017	Auto Transaction Rules	3/07/2017	SERVICE FEE	Accounted	5.00	Cr
2/08/2017	Evidence Match	1/08/2017	SERVICE FEE	Accounted	5.00	Dr
2/08/2017	Auto Transaction Rules	1/08/2017	SERVICE FEE	Accounted	5.00	Cr
2/09/2017	Evidence Match	1/09/2017	SERVICE FEE	Accounted	5.00	Dr
2/09/2017	Auto Transaction Rules	1/09/2017	SERVICE FEE	Accounted	5.00	Cr
3/10/2017	Evidence Match	2/10/2017	SERVICE FEE	Accounted	5.00	Dr
3/10/2017	Auto Transaction Rules	2/10/2017	SERVICE FEE	Accounted	5.00	Cr
3/11/2017	Evidence Match	1/11/2017	SERVICE FEE	Accounted	5.00	Dr
3/11/2017	Auto Transaction Rules	1/11/2017	SERVICE FEE	Accounted	5.00	Cr
2/12/2017	Auto Transaction Rules	1/12/2017	SERVICE FEE	Accounted	5.00	Cr

**Mascot Superannuation Fund**  
**General Ledger Audit Trail**  
**For the period from 1 July 2017 to 30 June 2018**

Processed Date & User	Date	Description	State	Amount
-----------------------	------	-------------	-------	--------

## Liabilities

### Other Creditors and Accruals · Bank Fees · Cash At Bank · Westpac Cash Management Account

2/12/2017	Evidence Match	1/12/2017	SERVICE FEE	Accounted	5.00	Dr
3/01/2018	Evidence Match	2/01/2018	SERVICE FEE	Accounted	5.00	Dr
3/01/2018	Auto Transaction Rules	2/01/2018	SERVICE FEE	Accounted	5.00	Cr
2/02/2018	Evidence Match	1/02/2018	SERVICE FEE	Accounted	5.00	Dr
2/02/2018	Auto Transaction Rules	1/02/2018	SERVICE FEE	Accounted	5.00	Cr
2/03/2018	Evidence Match	1/03/2018	SERVICE FEE	Accounted	5.00	Dr
2/03/2018	Auto Transaction Rules	1/03/2018	SERVICE FEE	Accounted	5.00	Cr
4/04/2018	Evidence Match	3/04/2018	SERVICE FEE	Accounted	5.00	Dr
4/04/2018	Auto Transaction Rules	3/04/2018	SERVICE FEE	Accounted	5.00	Cr
2/05/2018	Evidence Match	1/05/2018	SERVICE FEE	Accounted	5.00	Dr
2/05/2018	Auto Transaction Rules	1/05/2018	SERVICE FEE	Accounted	5.00	Cr
3/06/2018	Evidence Match	1/06/2018	SERVICE FEE	Accounted	5.00	Dr
3/06/2018	Auto Transaction Rules	1/06/2018	SERVICE FEE	Accounted	5.00	Cr

### Other Creditors and Accruals · Regulatory Fees

23/11/2019	Evidence Match	29/11/2017	BPAY ASIC ASIC return	Accounted	254.00	Dr
23/11/2019	Evidence Match	29/11/2017	Regulatory Fee - ASIC late fee	Accounted	78.00	Dr
23/11/2019	pasandi@armstrongadvisory.com.au	29/11/2017	Regulatory Fee - ASIC late fee	Accounted	78.00	Cr
30/11/2017	Auto Transaction Rules - Modified by pasandi@armstrongadvisory.com.au	29/11/2017	BPAY ASIC ASIC return	Accounted	254.00	Cr

### Unsettled Trades · Acquisitions · Direct Property · 22 Tarlington Place, Smithfield NSW 2164

18/06/2019	Evidence Match	14/06/2018	Property Deposit Paid	Accounted	170,000.00	Dr
18/06/2019	pasandi@armstrongadvisory.com.au	14/06/2018	Property Purchase	Accounted	3,740,000.00	Cr

## Member Entitlements

### Member Entitlement Accounts · Mr Bryan Taylor · Account Based Pension 1

13/04/2019	pasandi@armstrongadvisory.com.au	3/07/2017	Pension Drawdown - Gross	Accounted	12,500.00	Dr
13/04/2019	pasandi@armstrongadvisory.com.au	3/10/2017	Pension Drawdown - Gross	Accounted	12,500.00	Dr
18/06/2019	pasandi@armstrongadvisory.com.au	29/11/2017	Pension Drawdown - Gross	Accounted	25,000.00	Dr
13/04/2019	pasandi@armstrongadvisory.com.au	29/01/2018	Pension Drawdown - Gross	Accounted	10,000.00	Dr
13/04/2019	pasandi@armstrongadvisory.com.au	26/02/2018	Pension Drawdown - Gross	Accounted	5,000.00	Dr
13/04/2019	pasandi@armstrongadvisory.com.au	5/03/2018	Pension Drawdown - Gross	Accounted	20,000.00	Dr
13/04/2019	pasandi@armstrongadvisory.com.au	1/05/2018	Pension Drawdown - Gross	Accounted	10,000.00	Dr
13/04/2019	pasandi@armstrongadvisory.com.au	31/05/2018	Pension Drawdown - Gross	Accounted	10,000.00	Dr
23/11/2019	pasandi@armstrongadvisory.com.au	30/06/2018	Investment Profit or Loss	Accounted	300,724.71	Cr

### Member Entitlement Accounts · Mr Bryan Taylor · Accumulation

13/04/2019	pasandi@armstrongadvisory.com.au	3/07/2017	TFR Westpac Business Cas	Accounted	25,000.00	Cr
23/11/2019	pasandi@armstrongadvisory.com.au	30/06/2018	Income Taxes Allocated	Accounted	256,144.75	Dr

**Mascot Superannuation Fund**  
**General Ledger Audit Trail**  
**For the period from 1 July 2017 to 30 June 2018**

Processed Date & User	Date	Description	State	Amount
-----------------------	------	-------------	-------	--------

## Member Entitlements

### Member Entitlement Accounts · Mr Bryan Taylor · Accumulation

23/11/2019	pasandi@armstrongadvisory.com.au	30/06/2018	Investment Profit or Loss	Accounted	1,724,099.42	Cr
23/11/2019	pasandi@armstrongadvisory.com.au	30/06/2018	Contribution Tax	Accounted	3,750.00	Dr

### Member Entitlement Accounts · Mr Nicholas Taylor · Accumulation

23/11/2019	pasandi@armstrongadvisory.com.au	30/06/2018	Income Taxes Allocated	Accounted	29,564.87	Dr
23/11/2019	pasandi@armstrongadvisory.com.au	30/06/2018	Investment Profit or Loss	Accounted	198,999.70	Cr

### Member Entitlement Accounts · Mrs Joanne Taylor · Account Based Pension 4

13/04/2019	pasandi@armstrongadvisory.com.au	3/07/2017	Pension Drawdown - Gross	Accounted	3,620.00	Dr
13/04/2019	pasandi@armstrongadvisory.com.au	3/10/2017	Pension Drawdown - Gross	Accounted	12,500.00	Dr
18/06/2019	pasandi@armstrongadvisory.com.au	1/11/2017	Pension Drawdown - Gross	Accounted	24,604.62	Dr
13/04/2019	pasandi@armstrongadvisory.com.au	29/01/2018	Pension Drawdown - Gross	Accounted	10,000.00	Dr
13/04/2019	pasandi@armstrongadvisory.com.au	26/02/2018	Pension Drawdown - Gross	Accounted	5,000.00	Dr
13/04/2019	pasandi@armstrongadvisory.com.au	5/03/2018	Pension Drawdown - Gross	Accounted	20,000.00	Dr
13/04/2019	pasandi@armstrongadvisory.com.au	1/05/2018	Pension Drawdown - Gross	Accounted	10,000.00	Dr
13/04/2019	pasandi@armstrongadvisory.com.au	31/05/2018	Pension Drawdown - Gross	Accounted	10,000.00	Dr
23/11/2019	pasandi@armstrongadvisory.com.au	30/06/2018	Investment Profit or Loss	Accounted	267,639.61	Cr

### Member Entitlement Accounts · Mrs Joanne Taylor · Account Based Pension 7

13/04/2019	pasandi@armstrongadvisory.com.au	3/07/2017	Pension Drawdown - Gross	Accounted	8,880.00	Dr
23/11/2019	pasandi@armstrongadvisory.com.au	30/06/2018	Investment Profit or Loss	Accounted	32,763.58	Cr

### Member Entitlement Accounts · Mrs Joanne Taylor · Accumulation

13/04/2019	pasandi@armstrongadvisory.com.au	3/07/2017	TFR Westpac Business Cas	Accounted	25,000.00	Cr
23/11/2019	pasandi@armstrongadvisory.com.au	30/06/2018	Income Taxes Allocated	Accounted	110,266.44	Dr
23/11/2019	pasandi@armstrongadvisory.com.au	30/06/2018	Investment Profit or Loss	Accounted	742,198.76	Cr
23/11/2019	pasandi@armstrongadvisory.com.au	30/06/2018	Contribution Tax	Accounted	3,750.00	Dr

**Mascot Superannuation Fund**  
**Bank Account Movements**  
**For the period 1 July 2017 to 30 June 2018**

Date	Description	Withdrawals	Deposits	Balance
<b>Account: <u>BOQ - Savings account (122-796 22491292)</u></b>				
1/07/2017	Opening Balance			143.18
09/10/2017	Direct credit Mascot super f un tem deposit 6 mt		600,000.00	600,143.18
10/10/2017	Withdrawal Transfer to Tia	600,000.00		143.18
31/10/2017	Interest		26.30	169.48
31/10/2017	Branch withdrawal fee	2.50		166.98
14/02/2018	Direct credit mascot super mfs term deposit		300,000.00	300,166.98
15/02/2018	Withdrawal trf to 22690957	300,000.00		166.98
28/02/2018	Interest		13.15	180.13
28/02/2018	Branch withdrawal fee	2.50		177.63
20/03/2018	Transfer reverse transaction fees		5.00	182.63
20/03/2018	Transfer reverse transaction fees		10.00	192.63
30/06/2018	Closing Balance	<u>900,005.00</u>	<u>900,054.45</u>	<u>192.63</u>
	Transactions : 10			

**Account: Westpac Cash Management Account (032-174 125053)**

1/07/2017	Opening Balance			181.53
03/07/2017	TFR Westpac Business Cas		50,000.00	50,181.53
03/07/2017	SERVICE FEE	5.00		50,176.53
03/07/2017	PYMT nbtaylor d NBT SALARY	25,000.00		25,176.53
04/07/2017	WBC DIVIDEND 001202547311		7,383.70	32,560.23
04/07/2017	TFR Westpac Bus	32,000.00		560.23
06/07/2017	QAN DIV PAY 001203362374		422.66	982.89
06/07/2017	PPT DIV PAY 001203374697		1,300.00	2,282.89
07/07/2017	AUPL DISTRIBUTIO AUI101529297		467.57	2,750.46
07/07/2017	TLS DIV 001203427298		892.33	3,642.79
10/07/2017	TFR Business Cheque Plus		87,780.00	91,422.79
10/07/2017	TFR Westpac Bus	3,500.00		87,922.79
10/07/2017	TFR Westpac Bus	87,500.00		422.79
13/07/2017	CBA DIV PAY 001203453036		6,806.52	7,229.31
13/07/2017	TFR Westpac Bus	7,000.00		229.31
20/07/2017	ATO ATO95214407683R201		23,800.00	24,029.31
21/07/2017	TFR Westpac Bus	24,000.00		29.31
24/07/2017	BQT 97830		1,484.49	1,513.80
25/07/2017	TFR Westpac Business One		6,930.00	8,443.80
25/07/2017	TFR Westpac Bus	8,000.00		443.80
27/07/2017	Pelathon Pub 68085		67.51	511.31
31/07/2017	INTEREST PAID		0.01	511.32
01/08/2017	TFR Westpac Business One		6,930.00	7,441.32
01/08/2017	TFR Business Cheque Plus		87,780.00	95,221.32
01/08/2017	SERVICE FEE	5.00		95,216.32
01/08/2017	TFR Westpac Bus	95,000.00		216.32
03/08/2017	ASX DIV PAY 001203493743		514.80	731.12
14/08/2017	TFR Westpac Business Cas		2,000.00	2,731.12
16/08/2017	TFR Westpac Bus	2,500.00		231.12
31/08/2017	WFD DISTRIBUTION AUG17/00833352		423.91	655.03
31/08/2017	SCG DISTRIBUTION AUG17/00840874		616.73	1,271.76
01/09/2017	SERVICE FEE	5.00		1,266.76
06/09/2017	ATO ATO001000009107584		73,477.93	74,744.69
06/09/2017	TFR Westpac Bus Super maxi	74,000.00		744.69
12/09/2017	TFR Westpac Business One		6,930.00	7,674.69
12/09/2017	TFR Business Cheque Plus		87,780.00	95,454.69
12/09/2017	TFR Westpac Bus	95,000.00		454.69
21/09/2017	WOODSIDE INT17/00552744		3,740.21	4,194.90
21/09/2017	TFR Westpac Bus	400.00		3,794.90
21/09/2017	TFR Westpac Bus	3,750.00		44.90
26/09/2017	BHP LTD DIVIDEND AF375/00990524		3,541.24	3,586.14
26/09/2017	TFR Westpac Bus	2,145.00		1,441.14
27/09/2017	ASX FNL DIV 001207040569		518.96	1,960.10
28/09/2017	TLS FNL DIV 001205942686		231.26	2,191.36



**Mascot Superannuation Fund**  
**Bank Account Movements**  
**For the period 1 July 2017 to 30 June 2018**

Date	Description	Withdrawals	Deposits	Balance
<b>Account:</b>	<b><u>Westpac Cash Management Account (032-174 125053)</u></b>			
28/09/2017	TLS FNL DIV 001205942684		892.33	3,083.69
28/09/2017	TFR Westpac Bus	1,800.00		1,283.69
29/09/2017	AMP LIMITED 17INT/01223456		580.00	1,863.69
29/09/2017	PPT FNL DIV 001207820785		1,350.00	3,213.69
29/09/2017	TFR Westpac Bus	3,000.00		213.69
02/10/2017	SERVICE FEE	5.00		208.69
03/10/2017	TFR Westpac Business One		6,939.00	7,147.69
03/10/2017	TFR Westpac Business Cas		25,000.00	32,147.69
03/10/2017	TFR Business Cheque Plus		89,980.00	122,127.69
03/10/2017	TFR Cash Manage	25,000.00		97,127.69
03/10/2017	TFR Westpac Bus	95,000.00		2,127.69
04/10/2017	TFR Westpac Bus	2,000.00		127.69
06/10/2017	CWN DIVIDEND OCT17/00818514		360.00	487.69
09/10/2017	TFR Westpac Business Cas		600,000.00	600,487.69
09/10/2017	PYMT mascot fou boq term deposit	600,000.00		487.69
12/10/2017	AUPL DISTRIBUTIO AUI101529297		467.57	955.26
12/10/2017	SOUTH32 DIVIDEND AF003/00958420		533.99	1,489.25
13/10/2017	QANTAS DIV 001208294253		422.66	1,911.91
16/10/2017	MT GIBSON IRON OCT17/00802646		523.02	2,434.93
16/10/2017	TFR Westpac Bus	2,000.00		434.93
18/10/2017	BWR DISTRIBUTION OCT17/00800737		592.67	1,027.60
18/10/2017	BWR DISTRIBUTION OCT17/00800432		1,040.00	2,067.60
19/10/2017	TFR Westpac Bus	2,000.00		67.60
20/10/2017	Pelathon Pub 211313		67.51	135.11
20/10/2017	BWF DIVIDEND OCT17/00800243		241.76	376.87
30/10/2017	TFR Westpac Business One		26,500.00	26,876.87
30/10/2017	TAX ATO Direct Tax Payment bas	21,733.00		5,143.87
31/10/2017	BQT 112396		424.14	5,568.01
01/11/2017	TFR Westpac Business One		6,930.00	12,498.01
01/11/2017	TFR Business Cheque Plusmascot rent nov		89,980.00	102,478.01
01/11/2017	SERVICE FEE	5.00		102,473.01
01/11/2017	TFR Westpac Bus	7,000.00		95,473.01
01/11/2017	TFR Westpac Bus	95,000.00		473.01
29/11/2017	BPAY ASIC asic return	332.00		141.01
30/11/2017	TFR Westpac Business One		318.00	459.01
30/11/2017	TFR Westpac Business Cas		500.00	959.01
30/11/2017	BPAY WILLOUGHBY willoughby ccl	318.00		641.01
30/11/2017	TFR Westpac Bus	500.00		141.01
01/12/2017	SERVICE FEE	5.00		136.01
04/12/2017	TFR Westpac Business One		7,700.00	7,836.01
04/12/2017	TFR Business Cheque Plus		93,720.00	101,556.01
04/12/2017	BPAY AMERICAN E amex a/c	375.32		101,180.69
04/12/2017	TFR Westpac Bus	100,000.00		1,180.69
06/12/2017	TFR Westpac Business One		375.32	1,556.01
13/12/2017	TFR Westpac Bus	1,000.00		556.01
22/12/2017	WBC DIVIDEND 001209559875		7,383.70	7,939.71
22/12/2017	TFR Westpac Bus	7,500.00		439.71
02/01/2018	TFR Business Cheque Plus		93,720.00	94,159.71
02/01/2018	SERVICE FEE	5.00		94,154.71
02/01/2018	TFR Westpac Bus	94,000.00		154.71
09/01/2018	TFR Westpac Business One		7,700.00	7,854.71
09/01/2018	TFR Westpac Bus	7,000.00		854.71
11/01/2018	AUPL DISTRIBUTIO AUI101529297		467.57	1,322.28
12/01/2018	TFR Westpac Bus	1,000.00		322.28
25/01/2018	Pelathon Pub 221763		89.35	411.63
31/01/2018	BQT 122162		424.14	835.77
01/02/2018	SERVICE FEE	5.00		830.77
08/02/2018	TFR Westpac Business One		7,700.00	8,530.77
08/02/2018	TFR Business Cheque Plus		92,720.00	101,250.77

**Mascot Superannuation Fund**  
**Bank Account Movements**  
**For the period 1 July 2017 to 30 June 2018**

Date	Description	Withdrawals	Deposits	Balance
<b>Account:</b>	<b><u>Westpac Cash Management Account (032-174 125053)</u></b>			
08/02/2018	TFR Westpac Bus	100,000.00		1,250.77
14/02/2018	TFR Westpac Business Cas		300,000.00	301,250.77
14/02/2018	PYMT mascot fou TERM DEPOSIT BOQ	300,000.00		1,250.77
16/02/2018	CYBG DIVIDEND AU001/00884727		31.69	1,282.46
26/02/2018	TFR Westpac Business Cas		36,000.00	37,282.46
26/02/2018	TFR Cash Manage	10,000.00		27,282.46
28/02/2018	INTEREST PAID		0.01	27,282.47
28/02/2018	WFD DISTRIBUTION FEB18/00830757		426.50	27,708.97
28/02/2018	SCG DISTRIBUTION FEB18/00839313		617.29	28,326.26
28/02/2018	TAX ATO Direct Tax Payment	26,838.00		1,488.26
01/03/2018	SERVICE FEE	5.00		1,483.26
05/03/2018	TFR Westpac Business One		7,700.00	9,183.26
05/03/2018	TFR Business Cheque Plus		93,720.00	102,903.26
05/03/2018	TFR Westpac Bus	7,500.00		95,403.26
05/03/2018	TFR Cash Manage	40,000.00		55,403.26
05/03/2018	TFR Westpac Bus	55,000.00		403.26
21/03/2018	WOODSIDE PRE18/00829584		1,073.60	1,476.86
22/03/2018	WOODSIDE FIN17/00552319		3,779.87	5,256.73
26/03/2018	WOR DIVIDEND INT18/00804820		536.00	5,792.73
26/03/2018	PPT ITM DIV 001213596297		1,350.00	7,142.73
26/03/2018	TFR Westpac Bus	5,500.00		1,642.73
27/03/2018	BHP LTD DIVIDEND AI376/00986298		4,720.74	6,363.47
28/03/2018	ASX ITM DIV 001214930062		557.44	6,920.91
28/03/2018	AMP LIMITED 17FIN/01213766		580.00	7,500.91
29/03/2018	TLS ITM DIV 001213058461		164.12	7,665.03
29/03/2018	TLS ITM DIV 001213058459		633.27	8,298.30
03/04/2018	TFR Westpac Business One		7,700.00	15,998.30
03/04/2018	TFR Business Cheque Plus		97,350.00	113,348.30
03/04/2018	SERVICE FEE	5.00		113,343.30
03/04/2018	TFR Westpac Bus	8,000.00		105,343.30
03/04/2018	TFR Westpac Bus	105,000.00		343.30
04/04/2018	CWN DIVIDEND APR18/00817706		360.00	703.30
05/04/2018	SOUTH32 DIVIDEND RAU18/00952216		603.13	1,306.43
09/04/2018	BWR DISTRIBUTION APR18/00800708		455.90	1,762.33
09/04/2018	BWR DISTRIBUTION APR18/00800425		800.00	2,562.33
10/04/2018	AUPL DISTRIBUTIO AUI101529297		467.57	3,029.90
11/04/2018	BWF DIVIDEND APR18/00800234		255.19	3,285.09
12/04/2018	QANTAS DIV 001214834555		422.66	3,707.75
12/04/2018	TFR Westpac Bus	3,500.00		207.75
30/04/2018	INTEREST PAID		0.01	207.76
30/04/2018	Pelathon Pub 245983		89.35	297.11
30/04/2018	BQT 125320		424.14	721.25
30/04/2018	TFR Westpac Business Cas		25,000.00	25,721.25
30/04/2018	TAX ATO Direct tax bas april	24,958.00		763.25
01/05/2018	TFR Westpac Business One		9,900.00	10,663.25
01/05/2018	TFR Business Cheque Plus		97,350.00	108,013.25
01/05/2018	SERVICE FEE	5.00		108,008.25
01/05/2018	TFR Cash Manage	20,000.00		88,008.25
01/05/2018	TFR Westpac Bus	85,000.00		3,008.25
04/05/2018	TFR Westpac Bus	3,000.00		8.25
31/05/2018	TFR Westpac Business Cas		20,000.00	20,008.25
31/05/2018	TFR Cash Manage	20,000.00		8.25
01/06/2018	SERVICE FEE	5.00		3.25
07/06/2018	WESTFIELD CORP SOA02/00826413		9,224.32	9,227.57
11/06/2018	TFR Westpac Bus	9,200.00		27.57
14/06/2018	TFR Westpac Business Cas		170,000.00	170,027.57
14/06/2018	PYMT nbtaylor d 22 TARLINGTON PLAC	170,000.00		27.57
28/06/2018	TFR Westpac Business One		9,900.00	9,927.57
28/06/2018	TFR Business Cheque Plus		97,350.00	107,277.57

**Mascot Superannuation Fund**  
**Bank Account Movements**  
**For the period 1 July 2017 to 30 June 2018**

Date	Description	Withdrawals	Deposits	Balance
<b>Account: <u>Westpac Cash Management Account (032-174 125053)</u></b>				
28/06/2018	TFR Westpac Bus	107,000.00		277.57
29/06/2018	INTEREST PAID		0.01	277.58
30/06/2018	Closing Balance	<u>2,626,909.32</u>	<u>2,627,005.37</u>	<u>277.58</u>
	Transactions : 163			
<b>Account: <u>Westpac Business Cash Reserve Account (Max-i Direct) (032-072 423367)</u></b>				
1/07/2017	Opening Balance			114,738.17
04/07/2017	TFR Cash Management Acco		32,000.00	146,738.17
10/07/2017	TFR Cash Management Acco		3,500.00	150,238.17
10/07/2017	TFR Cash Management Acco		87,500.00	237,738.17
13/07/2017	TFR Cash Management Acco		7,000.00	244,738.17
21/07/2017	TFR Cash Management Acco		24,000.00	268,738.17
25/07/2017	TFR Cash Management Acco		8,000.00	276,738.17
31/07/2017	INTEREST PAID		110.89	276,849.06
01/08/2017	TFR Cash Management Acco		95,000.00	371,849.06
14/08/2017	TFR Cash Manage	2,000.00		369,849.06
16/08/2017	TFR Cash Management Acco		2,500.00	372,349.06
31/08/2017	INTEREST PAID		187.98	372,537.04
06/09/2017	TFR Cash Management AccoSuper maxi		74,000.00	446,537.04
12/09/2017	TFR Cash Management Acco		95,000.00	541,537.04
21/09/2017	TFR Cash Management Acco		400.00	541,937.04
21/09/2017	TFR Cash Management Acco		3,750.00	545,687.04
28/09/2017	TFR Cash Management Acco		1,800.00	547,487.04
29/09/2017	INTEREST PAID		232.69	547,719.73
29/09/2017	TFR Cash Management Acco		3,000.00	550,719.73
03/10/2017	TFR Cash Management Acco		95,000.00	645,719.73
03/10/2017	TFR Cash Manage	25,000.00		620,719.73
04/10/2017	TFR Cash Management Acco		2,000.00	622,719.73
09/10/2017	TFR Cash Manage	600,000.00		22,719.73
16/10/2017	TFR Cash Management Acco		2,000.00	24,719.73
19/10/2017	TFR Cash Management Acco		2,000.00	26,719.73
30/10/2017	TFR Westpac Bus	26,500.00		219.73
31/10/2017	INTEREST PAID		105.32	325.05
01/11/2017	TFR Cash Management Acco		7,000.00	7,325.05
01/11/2017	TFR Cash Management Acco		95,000.00	102,325.05
01/11/2017	TFR Cash Manage bwt/jlf draw down	25,000.00		77,325.05
29/11/2017	TFR Cash Manage	25,000.00		52,325.05
30/11/2017	INTEREST PAID		30.37	52,355.42
30/11/2017	TFR Cash Management Acco		500.00	52,855.42
30/11/2017	TFR Cash Manage	500.00		52,355.42
04/12/2017	TFR Cash Management Acco		100,000.00	152,355.42
13/12/2017	TFR Cash Management Acco		1,000.00	153,355.42
22/12/2017	TFR Cash Management Acco		7,500.00	160,855.42
29/12/2017	INTEREST PAID		55.98	160,911.40
02/01/2018	TFR Cash Management Acco		94,000.00	254,911.40
09/01/2018	TFR Cash Management Acco		7,000.00	261,911.40
12/01/2018	TFR Cash Management Acco		1,000.00	262,911.40
29/01/2018	TFR Cash Manage	20,000.00		242,911.40
31/01/2018	INTEREST PAID		111.90	243,023.30
08/02/2018	TFR Cash Management Acco		100,000.00	343,023.30
14/02/2018	TFR Cash Manage	300,000.00		43,023.30
26/02/2018	TFR Cash Manage	36,000.00		7,023.30
28/02/2018	INTEREST PAID		61.90	7,085.20
05/03/2018	TFR Cash Management Acco		7,500.00	14,585.20
05/03/2018	TFR Cash Management Acco		55,000.00	69,585.20
26/03/2018	TFR Cash Management Acco		5,500.00	75,085.20
29/03/2018	INTEREST PAID		23.11	75,108.31
03/04/2018	TFR Cash Management Acco		8,000.00	83,108.31
03/04/2018	TFR Cash Management Acco		105,000.00	188,108.31

**Mascot Superannuation Fund**  
**Bank Account Movements**  
**For the period 1 July 2017 to 30 June 2018**

Date	Description	Withdrawals	Deposits	Balance
<b>Account:</b>	<b><u>Westpac Business Cash Reserve Account (Max-i Direct) (032-072 423367)</u></b>			
12/04/2018	TFR Cash Management Acco		3,500.00	191,608.31
30/04/2018	INTEREST PAID		75.58	191,683.89
30/04/2018	TFR Cash Manage	25,000.00		166,683.89
01/05/2018	TFR Cash Management Acco		85,000.00	251,683.89
04/05/2018	TFR Cash Management Acco		3,000.00	254,683.89
31/05/2018	INTEREST PAID		106.82	254,790.71
31/05/2018	TFR Cash Manage	20,000.00		234,790.71
11/06/2018	TFR Cash Management Acco		9,200.00	243,990.71
14/06/2018	TFR Cash Manage	170,000.00		73,990.71
28/06/2018	TFR Cash Management Acco		107,000.00	180,990.71
29/06/2018	INTEREST PAID		62.07	181,052.78
30/06/2018	Closing Balance	<u>1,275,000.00</u>	<u>1,341,314.61</u>	<u>181,052.78</u>
	Transactions : 63			

# Mascot Superannuation Fund

## Investment Summary as at 30 June 2018

Investment	Units	Average Cost Price	Market Price	Accounting Cost	Market Value	Unrealised Accounting Gain/(Loss)	Accounting Gain/(Loss) (%)	Portfolio Weight (%)
<b><u>Bank</u></b>								
BOQ - Savings account				192.63	192.63			- %
Westpac Business Cash Reserve Account (Max-i Direct)				181,052.78	181,052.78			0.78%
Westpac Cash Management Account				277.58	277.58			- %
				<b>181,522.99</b>	<b>181,522.99</b>			<b>0.78%</b>
<b><u>Listed Securities Market</u></b>								
AMP Limited (ASX:AMP)	4,000.00000	10.0237	3.5600	40,094.69	14,240.00	(25,854.69)	(64.48)%	0.06%
Australia And New Zealand Banking Group Limited (ASX:ANZ)	5,488.00000	20.8800	28.2400	114,589.32	154,981.12	40,391.80	35.25%	0.67%
ASX Limited (ASX:ASX)	520.00000	29.8245	64.3900	15,508.74	33,482.80	17,974.06	115.90%	0.14%
BHP Billiton Limited (ASX:BHP)	6,688.00000	23.9861	33.9100	160,418.82	226,790.08	66,371.26	41.37%	0.98%
Blackwall Limited (ASX:BWF)	13,430.20000	0.8473	0.9500	11,378.99	12,758.69	1,379.70	12.12%	0.06%
Blackwall Property Trust - *845 (ASX:BWR)	9,118.00000	1.1100	1.4500	10,120.98	13,221.10	3,100.12	30.63%	0.06%
Blackwall Property Trust - Ordinary Units Fully Paid (ASX:BWR)	16,000.00000	1.0887	1.4500	17,418.98	23,200.00	5,781.02	33.19%	0.10%
Pelathon Pub Group - Stapled Securities to BWR (ASX:BWRXE)	3,971.00000	0.6160	1.0900	2,446.02	4,328.39	1,882.37	76.96%	0.02%
Commonwealth Bank Of Australia. (ASX:CBA)	3,066.00000	34.8685	72.8700	106,906.83	223,419.42	116,512.59	108.99%	0.97%
Crown Resorts Limited (ASX:CWN)	1,200.00000	13.5739	13.5000	16,288.74	16,200.00	(88.74)	(0.54)%	0.07%
Cybg PLC - Cdi 1:1 Foreign Exempt Lse (ASX:CYB)	1,828.00000	4.0105	5.6300	7,331.28	10,291.64	2,960.36	40.38%	0.04%
Mount Gibson Iron Limited (ASX:MGX)	26,151.00000	1.8730	0.4350	48,980.93	11,375.68	(37,605.25)	(76.78)%	0.05%
National Australia Bank Limited (ASX:NAB)	8,087.00000	25.2932	27.4100	204,545.76	221,664.67	17,118.91	8.37%	0.96%
Onemarket Limited (ASX:OMN)	132.00000	1.3458	1.2800	177.64	168.96	(8.68)	(4.89)%	- %
Perpetual Limited (ASX:PPT)	1,000.00000	62.3117	41.6000	62,311.73	41,600.00	(20,711.73)	(33.24)%	0.18%
Qantas Airways Limited (ASX:QAN)	6,038.00000	2.5182	6.1600	15,205.16	37,194.08	21,988.92	144.61%	0.16%
South32 Limited (ASX:S32)	6,688.00000	1.8332	3.6100	12,260.19	24,143.68	11,883.49	96.93%	0.10%
Scentre Group - Stapled Securities (ASX:SCG)	5,679.00000	1.3819	4.3900	7,847.62	24,930.81	17,083.19	217.69%	0.11%
Sensen Networks Limited (ASX:SNS)	10,000.00000	2.5000	0.1600	25,000.00	1,600.00	(23,400.00)	(93.60)%	0.01%
Telstra Corporation Limited. (ASX:TLS)	5,757.00000	5.6603	2.6200	32,586.36	15,083.34	(17,503.02)	(53.71)%	0.07%

## Mascot Superannuation Fund

### Investment Summary as at 30 June 2018

Investment	Units	Average Cost Price	Market Price	Accounting Cost	Market Value	Unrealised Accounting Gain/(Loss)	Accounting Gain/(Loss) (%)	Portfolio Weight (%)
<b><u>Listed Securities Market</u></b>								
Unibail-Rodamco-Westfield - Cdi 20:1 Foreign Exempt Xpar (ASX:URW)	960.00000	10.9741	14.6700	10,535.18	14,083.20	3,548.02	33.68%	0.06%
Westpac Banking Corporation (ASX:WBC)	7,855.00000	24.2513	29.3000	190,494.02	230,151.50	39,657.48	20.82%	0.99%
Wesfarmers Limited (ASX:WES)	705.00000	30.9789	49.3600	21,840.10	34,798.80	12,958.70	59.33%	0.15%
Worleyparsons Limited (ASX:WOR)	5,360.00000	11.3047	17.4800	60,593.37	93,692.80	33,099.43	54.63%	0.40%
Woodside Petroleum Limited (ASX:WPL)	6,037.00000	39.5208	35.4600	238,587.02	214,072.02	(24,515.00)	(10.28)%	0.92%
				<b>1,433,468.47</b>	<b>1,697,472.78</b>	<b>264,004.31</b>	<b>18.42%</b>	<b>7.33%</b>
<b><u>Managed Funds Market</u></b>								
Australian Unity Diversified Property Fund	27,504.00000	1.0035	1.0067	27,600.14	27,688.28	88.14	0.32%	0.12%
				<b>27,600.14</b>	<b>27,688.28</b>	<b>88.14</b>	<b>0.32%</b>	<b>0.12%</b>
<b><u>Property Direct Market</u></b>								
11 Aerolink Drive, Tullamarine	1.00000	1,413,095.3000	2,100,000.0000	1,413,095.30	2,100,000.00	686,904.70	48.61%	9.07%
15-17 (Lot 7) Ironstone Road, Berrinba QLD 4117	1.00000	1,650,646.1200	1,800,000.0000	1,650,646.12	1,800,000.00	149,353.88	9.05%	7.78%
18 Boom Street, Gnangara, WA 6077	1.00000	1,393,520.8000	1,200,000.0000	1,393,520.80	1,200,000.00	(193,520.80)	(13.89)%	5.19%
22 Tarlington Place, Smithfield NSW 2164	1.00000	3,400,000.0000	3,400,000.0000	3,400,000.00	3,400,000.00	0.00	0.00%	14.69%
37 Tarlington Place, Smithfield	1.00000	3,483,496.5800	8,400,000.0000	3,483,496.58	8,400,000.00	4,916,503.42	141.14%	36.30%
Unit 16/82 Reserve Rd Artarmon NSW 2064	1.00000	958,038.9000	1,649,000.0000	958,038.90	1,649,000.00	690,961.10	72.12%	7.13%
				<b>12,298,797.70</b>	<b>18,549,000.00</b>	<b>6,250,202.30</b>	<b>50.82%</b>	<b>80.15%</b>
<b><u>Term Deposits</u></b>								
BOQ Term Deposit 0957				300,000.00	300,000.00	0.00	0.00%	1.30%
BOQ Term Deposit 1630				2,190,427.06	2,190,427.06	0.00	0.00%	9.46%
				<b>2,490,427.06</b>	<b>2,490,427.06</b>	<b>0.00</b>	<b>0.00%</b>	<b>10.76%</b>
<b><u>Unlisted Market</u></b>								
Bakehouse Quarter Trust	7,068.53000	3.6349	10.9700	25,693.46	77,541.77	51,848.31	201.80%	0.34%
OMIP-220 Limited - Series 7	50,000.00000	1.0000	1.9952	50,000.00	99,760.00	49,760.00	99.52%	0.43%
Pelorus Private Equity Limited	134,302.00000	0.1371	0.1490	18,409.33	20,011.00	1,601.67	8.70%	0.09%
Space Pac Holdings Ltd	4,000,000.00000	0.0100	0.0000	40,000.00	0.00	(40,000.00)	(100.00)%	- %
				<b>134,102.79</b>	<b>197,312.77</b>	<b>63,209.98</b>	<b>47.14%</b>	<b>0.85%</b>

---

**Mascot Superannuation Fund**  
**Investment Summary as at 30 June 2018**

Investment	Units	Average Cost Price	Market Price	Accounting Cost	Market Value	Unrealised Accounting Gain/(Loss)	Accounting Gain/(Loss) (%)	Portfolio Weight (%)
				16,565,919.15	23,143,423.88	6,577,504.73	39.71%	100.00%

The accounting cost is the original cost base adjusted by any subsequent capital call/improvement or capital return transactions. In many cases, it is not the same as the adjusted or reduced cost base, or the reset cost base resulting from the CGT relief. To view the tax cost base and unrealised gain/(loss) for tax purposes refer to the Unrealised Capital Gains Report or change the report parameter to tax cost base.

---

**Mascot Superannuation Fund**  
**Investment Movement and Returns Report**  
**For the period from 01 July 2017 to 30 June 2018**

---

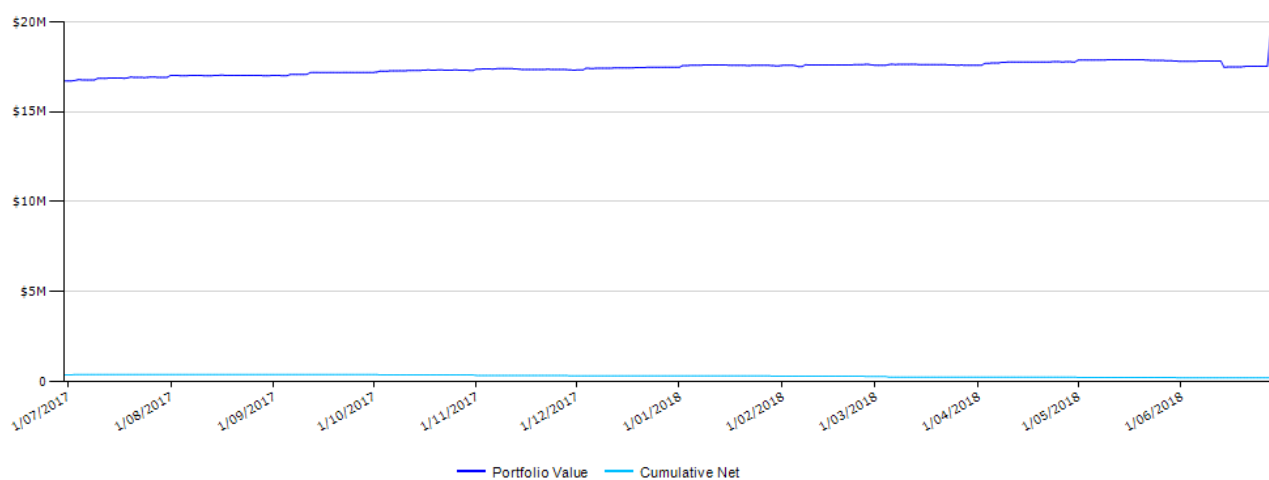
## Movement in Value

---

<b>Starting Market Value</b>	<b>16,710,450.58</b>
Net Withdrawal	(159,604.62)
Realised and Unrealised Gains/Losses	2,010,916.67
Investment Income (excluding credits)	1,225,518.01
Portfolio Income	250.47
Portfolio Expenses	(3,705.09)
Other*	3,359,597.86
<b>Ending Market Value</b>	<b>23,143,423.88</b>
Movement in Value	6,432,973.30

---

## Portfolio Value versus Cumulative Net Investment





---

**Mascot Superannuation Fund**  
**Investment Movement and Returns Report**  
**For the period from 01 July 2017 to 30 June 2018**

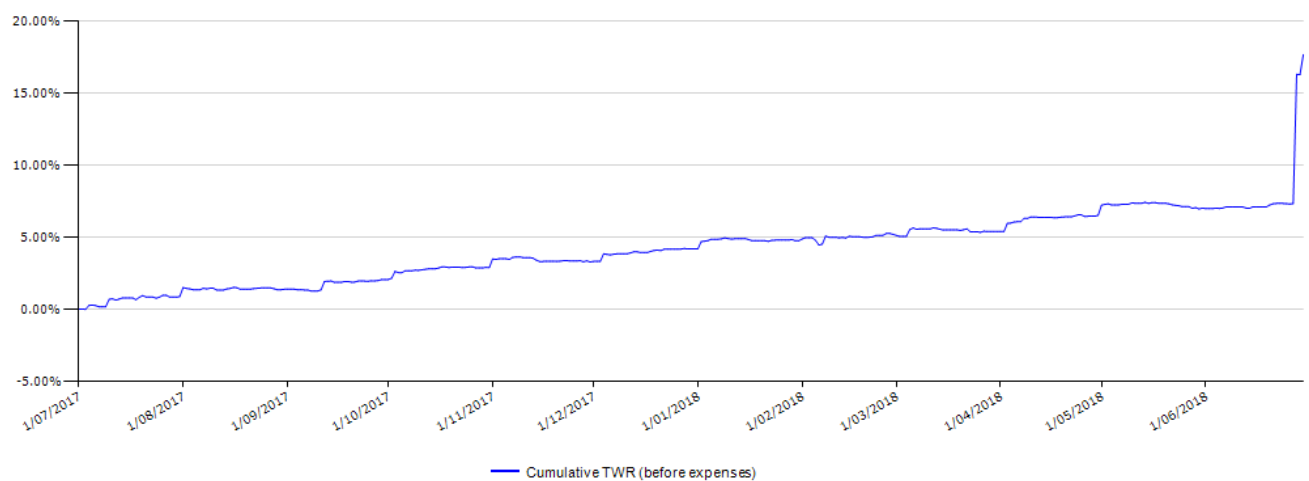
---

## Portfolio Return

Realised and Unrealised Gains/Losses	2,010,916.67
Investment Income (excluding credits)	1,225,518.01
Credits	33,445.72
<b>Total dollar return before expenses</b>	<b>3,269,880.40</b>
Investment Expenses	(969.09)
<b>Total dollar return after expenses</b>	<b>3,268,911.31</b>

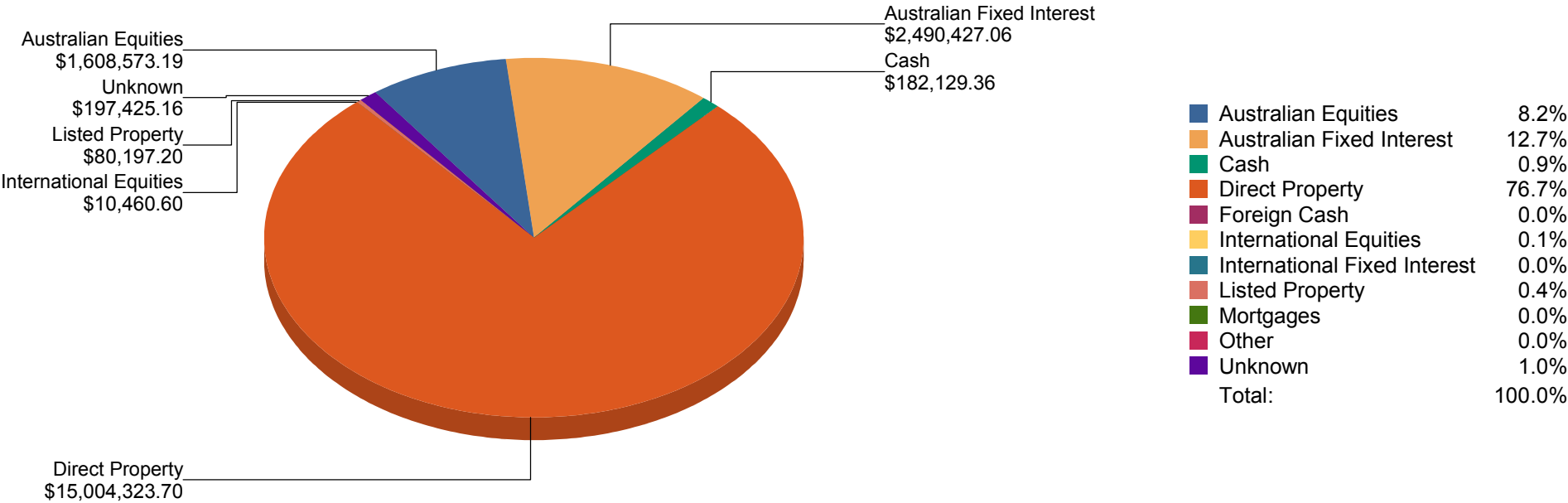
	1 year	3 years	Since 01/07/2015	Since 01/07/2017
Investment return before expenses (TWR)	17.66%	66.40%	66.40%	17.66%

## Return Over Time



**Mascot Superannuation Fund**  
**Investment Allocation as at 30 June 2018**

**Current Asset Allocation**



# Mascot Superannuation Fund

## Investment Allocation as at 30 June 2018

	Australian Equities	Australian Fixed Interest	Cash	Direct Property	International Equities	Listed Property	Unknown	Total (\$)
11 Aerolink Drive, Tullamarine	0.00 0.00%	0.00 0.00%	0.00 0.00%	2,100,000.00 100.00%	0.00 0.00%	0.00 0.00%	0.00 0.00%	2,100,000.00 100.00%
15-17 (Lot 7) Ironstone Road, Berrinba QLD 4117	0.00 0.00%	0.00 0.00%	0.00 0.00%	1,800,000.00 100.00%	0.00 0.00%	0.00 0.00%	0.00 0.00%	1,800,000.00 100.00%
18 Boom Street, Gnangara, WA 6077	0.00 0.00%	0.00 0.00%	0.00 0.00%	1,200,000.00 100.00%	0.00 0.00%	0.00 0.00%	0.00 0.00%	1,200,000.00 100.00%
22 Tarlington Place, Smithfield NSW 2164	0.00 0.00%	0.00 0.00%	0.00 0.00%	-170,000.00 100.00%	0.00 0.00%	0.00 0.00%	0.00 0.00%	-170,000.00 100.00%
37 Tarlington Place, Smithfield	0.00 0.00%	0.00 0.00%	0.00 0.00%	8,400,000.00 100.00%	0.00 0.00%	0.00 0.00%	0.00 0.00%	8,400,000.00 100.00%
AMP Limited (ASX:AMP)	14,240.00 100.00%	0.00 0.00%	0.00 0.00%	0.00 0.00%	0.00 0.00%	0.00 0.00%	0.00 0.00%	14,240.00 100.00%
ASX Limited (ASX:ASX)	33,482.80 100.00%	0.00 0.00%	0.00 0.00%	0.00 0.00%	0.00 0.00%	0.00 0.00%	0.00 0.00%	33,482.80 100.00%
Australia And New Zealand Banking Group Limited (ASX:ANZ)	154,981.12 100.00%	0.00 0.00%	0.00 0.00%	0.00 0.00%	0.00 0.00%	0.00 0.00%	0.00 0.00%	154,981.12 100.00%
Australian Unity Diversified Property Fund	0.00 0.00%	0.00 0.00%	606.37 2.19%	25,323.70 91.46%	0.00 0.00%	1,758.21 6.35%	0.00 0.00%	27,688.28 100.00%
Bakehouse Quarter Trust	0.00 0.00%	0.00 0.00%	0.00 0.00%	0.00 0.00%	0.00 0.00%	0.00 0.00%	77,541.77 100.00%	77,541.77 100.00%
BHP Billiton Limited (ASX:BHP)	226,790.08 100.00%	0.00 0.00%	0.00 0.00%	0.00 0.00%	0.00 0.00%	0.00 0.00%	0.00 0.00%	226,790.08 100.00%
Blackwall Limited (ASX:BWF)	0.00 0.00%	0.00 0.00%	0.00 0.00%	0.00 0.00%	0.00 0.00%	12,758.69 100.00%	0.00 0.00%	12,758.69 100.00%
Blackwall Property Trust - *845 (ASX:BWR)	0.00 0.00%	0.00 0.00%	0.00 0.00%	0.00 0.00%	0.00 0.00%	13,221.10 100.00%	0.00 0.00%	13,221.10 100.00%

	Australian Equities	Australian Fixed Interest	Cash	Direct Property	International Equities	Listed Property	Unknown	Total (\$)
Blackwall Property Trust - Ordinary Units Fully Paid (ASX:BWR)	0.00 0.00%	0.00 0.00%	0.00 0.00%	0.00 0.00%	0.00 0.00%	23,200.00 100.00%	0.00 0.00%	23,200.00 100.00%
BOQ - Savings account	0.00 0.00%	0.00 0.00%	192.63 100.00%	0.00 0.00%	0.00 0.00%	0.00 0.00%	0.00 0.00%	192.63 100.00%
BOQ Term Deposit 0957	0.00 0.00%	300,000.00 100.00%	0.00 0.00%	0.00 0.00%	0.00 0.00%	0.00 0.00%	0.00 0.00%	300,000.00 100.00%
BOQ Term Deposit 1630	0.00 0.00%	2,190,427.06 100.00%	0.00 0.00%	0.00 0.00%	0.00 0.00%	0.00 0.00%	0.00 0.00%	2,190,427.06 100.00%
Cash Component of WFD from Unibail Takeover	0.00 0.00%	0.00 0.00%	0.00 0.00%	0.00 0.00%	0.00 0.00%	0.00 0.00%	112.39 100.00%	112.39 100.00%
Commonwealth Bank Of Australia. (ASX:CBA)	223,419.42 100.00%	0.00 0.00%	0.00 0.00%	0.00 0.00%	0.00 0.00%	0.00 0.00%	0.00 0.00%	223,419.42 100.00%
Crown Resorts Limited (ASX:CWN)	16,200.00 100.00%	0.00 0.00%	0.00 0.00%	0.00 0.00%	0.00 0.00%	0.00 0.00%	0.00 0.00%	16,200.00 100.00%
Cybg PLC - Cdi 1:1 Foreign Exempt Lse (ASX:CYB)	0.00 0.00%	0.00 0.00%	0.00 0.00%	0.00 0.00%	10,291.64 100.00%	0.00 0.00%	0.00 0.00%	10,291.64 100.00%
Mount Gibson Iron Limited (ASX:MGX)	11,375.68 100.00%	0.00 0.00%	0.00 0.00%	0.00 0.00%	0.00 0.00%	0.00 0.00%	0.00 0.00%	11,375.68 100.00%
National Australia Bank Limited (ASX:NAB)	221,664.67 100.00%	0.00 0.00%	0.00 0.00%	0.00 0.00%	0.00 0.00%	0.00 0.00%	0.00 0.00%	221,664.67 100.00%
OMIP-220 Limited - Series 7	0.00 0.00%	0.00 0.00%	0.00 0.00%	0.00 0.00%	0.00 0.00%	0.00 0.00%	99,760.00 100.00%	99,760.00 100.00%
Onemarket Limited (ASX:OMN)	0.00 0.00%	0.00 0.00%	0.00 0.00%	0.00 0.00%	168.96 100.00%	0.00 0.00%	0.00 0.00%	168.96 100.00%
Pelathon Pub Group - Stapled Securities to BWR (ASX:BWRXE)	0.00 0.00%	0.00 0.00%	0.00 0.00%	0.00 0.00%	0.00 0.00%	4,328.39 100.00%	0.00 0.00%	4,328.39 100.00%
Pelorus Private Equity Limited	0.00 0.00%	0.00 0.00%	0.00 0.00%	0.00 0.00%	0.00 0.00%	0.00 0.00%	20,011.00 100.00%	20,011.00 100.00%

	Australian Equities	Australian Fixed Interest	Cash	Direct Property	International Equities	Listed Property	Unknown	Total (\$)
Perpetual Limited (ASX:PPT)	41,600.00 100.00%	0.00 0.00%	0.00 0.00%	0.00 0.00%	0.00 0.00%	0.00 0.00%	0.00 0.00%	41,600.00 100.00%
Qantas Airways Limited (ASX:QAN)	37,194.08 100.00%	0.00 0.00%	0.00 0.00%	0.00 0.00%	0.00 0.00%	0.00 0.00%	0.00 0.00%	37,194.08 100.00%
Scentre Group - Stapled Securities (ASX:SCG)	0.00 0.00%	0.00 0.00%	0.00 0.00%	0.00 0.00%	0.00 0.00%	24,930.81 100.00%	0.00 0.00%	24,930.81 100.00%
Sensen Networks Limited (ASX:SNS)	1,600.00 100.00%	0.00 0.00%	0.00 0.00%	0.00 0.00%	0.00 0.00%	0.00 0.00%	0.00 0.00%	1,600.00 100.00%
South32 Limited (ASX:S32)	24,143.68 100.00%	0.00 0.00%	0.00 0.00%	0.00 0.00%	0.00 0.00%	0.00 0.00%	0.00 0.00%	24,143.68 100.00%
Telstra Corporation Limited. (ASX:TLS)	15,083.34 100.00%	0.00 0.00%	0.00 0.00%	0.00 0.00%	0.00 0.00%	0.00 0.00%	0.00 0.00%	15,083.34 100.00%
Unibail-Rodamco-Westfield - Cdi 20:1 Foreign Exempt Xpar (ASX:URW)	14,083.20 100.00%	0.00 0.00%	0.00 0.00%	0.00 0.00%	0.00 0.00%	0.00 0.00%	0.00 0.00%	14,083.20 100.00%
Unit 16/82 Reserve Rd Artarmon NSW 2064	0.00 0.00%	0.00 0.00%	0.00 0.00%	1,649,000.00 100.00%	0.00 0.00%	0.00 0.00%	0.00 0.00%	1,649,000.00 100.00%
Wesfarmers Limited (ASX:WES)	34,798.80 100.00%	0.00 0.00%	0.00 0.00%	0.00 0.00%	0.00 0.00%	0.00 0.00%	0.00 0.00%	34,798.80 100.00%
Westpac Banking Corporation (ASX:WBC)	230,151.50 100.00%	0.00 0.00%	0.00 0.00%	0.00 0.00%	0.00 0.00%	0.00 0.00%	0.00 0.00%	230,151.50 100.00%
Westpac Business Cash Reserve Account (Max-i Direct)	0.00 0.00%	0.00 0.00%	181,052.78 100.00%	0.00 0.00%	0.00 0.00%	0.00 0.00%	0.00 0.00%	181,052.78 100.00%
Westpac Cash Management Account	0.00 0.00%	0.00 0.00%	277.58 100.00%	0.00 0.00%	0.00 0.00%	0.00 0.00%	0.00 0.00%	277.58 100.00%
Woodside Petroleum Limited (ASX:WPL)	214,072.02 100.00%	0.00 0.00%	0.00 0.00%	0.00 0.00%	0.00 0.00%	0.00 0.00%	0.00 0.00%	214,072.02 100.00%
Worleyparsons Limited (ASX:WOR)	93,692.80 100.00%	0.00 0.00%	0.00 0.00%	0.00 0.00%	0.00 0.00%	0.00 0.00%	0.00 0.00%	93,692.80 100.00%
Total	1,608,573.19 8.22%	2,490,427.06 12.72%	182,129.36 0.93%	15,004,323.70 76.66%	10,460.60 0.05%	80,197.20 0.41%	197,425.16 1.01%	19,573,536.27 100.00%

**NOTE: Investment Totals include Unsettled Amounts.**

**Mascot Superannuation Fund**  
**Foreign Cash Reconciliation Statement**  
**For the period 1 July 2017 to 30 June 2018**

		Bank Statement Line Items					Matched Transaction(s)		
Date	Description	Foreign Withdrawals	Foreign Deposits	Balance	AUD Withdrawals	AUD Deposits	Amount	Matched As	Account Name

Currency:

Bank Account:

Opening Balance

Closing Balance

**Mascot Superannuation Fund**  
**Statement of Taxable Income**  
**For the Period from 1 July 2017 to 30 June 2018**

Description	Investment Reference	Date	Tax	Amount
			Return Ref.	
<u>Income</u>			<u>Section B</u>	
Net Capital Gain				
Gross Capital Gain - Shares & Units - Listed Shares	As Per Investment Disposals CGT Report	30 Jun 2018	A	1,753.00
Gross Capital Gain - Other CGT Assets & Other CGT Events	As Per Investment Disposals CGT Report	30 Jun 2018	A	1,073.00
Gross Capital Gain - Shares & Units - Listed Trusts	As Per Investment Disposals CGT Report	30 Jun 2018	A	951.00
Gross Capital Gain - Distributed Capital Gains from Trusts	As Per Investment Disposals CGT Report	30 Jun 2018	A	87.00
Deferred Capital Gain Realised		30 Jun 2018	A	453.00
Less Capital Losses Applied		30 Jun 2018	A	(4,317.00)
Less Discount		30 Jun 2018	A	0.00
Total Net Capital Gain			A	0.00
Gross Rent and Other Leasing & Hiring Income				
Rental Income/Disbursements Received	PRAERO: 11 Aerolink Drive, Tullamarine	10 Jul 2017	B	13,000.00
Rental Income/Disbursements Received	PRAERO: 11 Aerolink Drive, Tullamarine	01 Aug 2017	B	13,000.00
Rental Income/Disbursements Received	PRAERO: 11 Aerolink Drive, Tullamarine	12 Sep 2017	B	13,000.00
Rental Income/Disbursements Received	PRAERO: 11 Aerolink Drive, Tullamarine	03 Oct 2017	B	13,000.00
Rental Income/Disbursements Received	PRAERO: 11 Aerolink Drive, Tullamarine	01 Nov 2017	B	13,000.00
Rental Income/Disbursements Received	PRAERO: 11 Aerolink Drive, Tullamarine	04 Dec 2017	B	13,000.00
Rental Income/Disbursements Received	PRAERO: 11 Aerolink Drive, Tullamarine	02 Jan 2018	B	13,000.00
Rental Income/Disbursements Received	PRAERO: 11 Aerolink Drive, Tullamarine	08 Feb 2018	B	13,000.00
Rental Income/Disbursements Received	PRAERO: 11 Aerolink Drive, Tullamarine	05 Mar 2018	B	13,000.00
Rental Income/Disbursements Received	PRAERO: 11 Aerolink Drive, Tullamarine	03 Apr 2018	B	13,000.00
Rental Income/Disbursements Received	PRAERO: 11 Aerolink Drive, Tullamarine	01 May 2018	B	13,000.00
Rental Income/Disbursements Received	PRAERO: 11 Aerolink Drive, Tullamarine	28 Jun 2018	B	13,000.00
Rental Income/Disbursements Received	PRGNAN: 18 Boom Street, Gngara, WA 6077	10 Jul 2017	B	10,500.00
Rental Income/Disbursements Received	PRGNAN: 18 Boom Street, Gngara, WA 6077	01 Aug 2017	B	10,500.00
Rental Income/Disbursements Received	PRGNAN: 18 Boom Street, Gngara, WA 6077	12 Sep 2017	B	10,500.00
Rental Income/Disbursements Received	PRGNAN: 18 Boom Street, Gngara, WA 6077	03 Oct 2017	B	10,500.00
Rental Income/Disbursements Received	PRGNAN: 18 Boom Street, Gngara, WA 6077	01 Nov 2017	B	10,500.00
Rental Income/Disbursements Received	PRGNAN: 18 Boom Street, Gngara, WA 6077	04 Dec 2017	B	10,500.00
Rental Income/Disbursements Received	PRGNAN: 18 Boom Street, Gngara, WA 6077	02 Jan 2018	B	10,500.00
Rental Income/Disbursements Received	PRGNAN: 18 Boom Street, Gngara, WA 6077	08 Feb 2018	B	10,500.00
Rental Income/Disbursements Received	PRGNAN: 18 Boom Street, Gngara, WA 6077	05 Mar 2018	B	10,500.00
Rental Income/Disbursements Received	PRGNAN: 18 Boom Street, Gngara, WA 6077	03 Apr 2018	B	10,500.00
Rental Income/Disbursements Received	PRGNAN: 18 Boom Street, Gngara, WA 6077	01 May 2018	B	10,500.00
Rental Income/Disbursements Received	PRGNAN: 18 Boom Street, Gngara, WA 6077	28 Jun 2018	B	10,500.00
Rental Income/Disbursements Received	PRIRO: 15-17 (Lot 7) Ironstone Road, Berrinba QLD 4117	10 Jul 2017	B	12,200.00
Rental Income/Disbursements Received	PRIRO: 15-17 (Lot 7) Ironstone Road, Berrinba QLD 4117	01 Aug 2017	B	12,200.00
Rental Income/Disbursements Received	PRIRO: 15-17 (Lot 7) Ironstone Road, Berrinba QLD 4117	12 Sep 2017	B	12,200.00
Rental Income/Disbursements Received	PRIRO: 15-17 (Lot 7) Ironstone Road, Berrinba QLD 4117	03 Oct 2017	B	12,200.00
Rental Income/Disbursements Received	PRIRO: 15-17 (Lot 7) Ironstone Road, Berrinba QLD 4117	01 Nov 2017	B	12,200.00
Rental Income/Disbursements Received	PRIRO: 15-17 (Lot 7) Ironstone Road, Berrinba QLD 4117	04 Dec 2017	B	12,200.00
Rental Income/Disbursements Received	PRIRO: 15-17 (Lot 7) Ironstone Road, Berrinba QLD 4117	02 Jan 2018	B	12,200.00



**Mascot Superannuation Fund**  
**Statement of Taxable Income**  
**For the Period from 1 July 2017 to 30 June 2018**

Description	Investment Reference	Date	Tax	Amount
			Return Ref.	
Rental Income/Disbursements Received	PRIRO: 15-17 (Lot 7) Ironstone Road, Berrinba QLD 4117	08 Feb 2018	B	12,200.00
Rental Income/Disbursements Received	PRIRO: 15-17 (Lot 7) Ironstone Road, Berrinba QLD 4117	05 Mar 2018	B	12,200.00
Rental Income/Disbursements Received	PRIRO: 15-17 (Lot 7) Ironstone Road, Berrinba QLD 4117	03 Apr 2018	B	12,500.00
Rental Income/Disbursements Received	PRIRO: 15-17 (Lot 7) Ironstone Road, Berrinba QLD 4117	01 May 2018	B	12,500.00
Rental Income/Disbursements Received	PRIRO: 15-17 (Lot 7) Ironstone Road, Berrinba QLD 4117	28 Jun 2018	B	12,500.00
Rental Income/Disbursements Received	PRRESE: Unit 16/82 Reserve Rd Artarmon NSW 2064	25 Jul 2017	B	6,300.00
Rental Income/Disbursements Received	PRRESE: Unit 16/82 Reserve Rd Artarmon NSW 2064	01 Aug 2017	B	6,300.00
Rental Income/Disbursements Received	PRRESE: Unit 16/82 Reserve Rd Artarmon NSW 2064	12 Sep 2017	B	6,300.00
Rental Income/Disbursements Received	PRRESE: Unit 16/82 Reserve Rd Artarmon NSW 2064	03 Oct 2017	B	6,308.18
Rental Income/Disbursements Received	PRRESE: Unit 16/82 Reserve Rd Artarmon NSW 2064	01 Nov 2017	B	6,300.00
Rental Income/Disbursements Received	PRRESE: Unit 16/82 Reserve Rd Artarmon NSW 2064	04 Dec 2017	B	7,000.00
Rental Income/Disbursements Received	PRRESE: Unit 16/82 Reserve Rd Artarmon NSW 2064	09 Jan 2018	B	7,000.00
Rental Income/Disbursements Received	PRRESE: Unit 16/82 Reserve Rd Artarmon NSW 2064	08 Feb 2018	B	7,000.00
Rental Income/Disbursements Received	PRRESE: Unit 16/82 Reserve Rd Artarmon NSW 2064	05 Mar 2018	B	7,000.00
Rental Income/Disbursements Received	PRRESE: Unit 16/82 Reserve Rd Artarmon NSW 2064	03 Apr 2018	B	7,000.00
Rental Income/Disbursements Received	PRRESE: Unit 16/82 Reserve Rd Artarmon NSW 2064	01 May 2018	B	9,000.00
Rental Income/Disbursements Received	PRRESE: Unit 16/82 Reserve Rd Artarmon NSW 2064	28 Jun 2018	B	9,000.00
Rental Income/Disbursements Received	PRTARL: 37 Tarlington Place, Smithfield	10 Jul 2017	B	44,100.00
Rental Income/Disbursements Received	PRTARL: 37 Tarlington Place, Smithfield	01 Aug 2017	B	44,100.00
Rental Income/Disbursements Received	PRTARL: 37 Tarlington Place, Smithfield	12 Sep 2017	B	44,100.00
Rental Income/Disbursements Received	PRTARL: 37 Tarlington Place, Smithfield	03 Oct 2017	B	46,100.00
Rental Income/Disbursements Received	PRTARL: 37 Tarlington Place, Smithfield	01 Nov 2017	B	46,100.00
Rental Income/Disbursements Received	PRTARL: 37 Tarlington Place, Smithfield	04 Dec 2017	B	49,500.00
Rental Income/Disbursements Received	PRTARL: 37 Tarlington Place, Smithfield	02 Jan 2018	B	49,500.00
Rental Income/Disbursements Received	PRTARL: 37 Tarlington Place, Smithfield	08 Feb 2018	B	49,500.00
Rental Income/Disbursements Received	PRTARL: 37 Tarlington Place, Smithfield	05 Mar 2018	B	49,500.00
Rental Income/Disbursements Received	PRTARL: 37 Tarlington Place, Smithfield	03 Apr 2018	B	52,500.00
Rental Income/Disbursements Received	PRTARL: 37 Tarlington Place, Smithfield	01 May 2018	B	52,500.00
Rental Income/Disbursements Received	PRTARL: 37 Tarlington Place, Smithfield	28 Jun 2018	B	52,500.00
Less Rounding			B	(0.18)
<b>Total Gross Rent and Other Leasing &amp; Hiring Income</b>			<b>B</b>	<b>1,093,808.00</b>
<b>Gross Interest</b>				
ATO ATO001000009107584		06 Sep 2017	C	240.47
Interest	BOQ Sav: BOQ - Savings account	31 Oct 2017	C	26.30
Interest	BOQ Sav: BOQ - Savings account	28 Feb 2018	C	13.15
Investment Income	BOQ TD 1630: BOQ Term Deposit 1630	08 Apr 2018	C	40,640.97
INTEREST PAID	WBCCMA: Westpac Cash Management Account	31 Jul 2017	C	0.01
INTEREST PAID	WBCCMA: Westpac Cash Management Account	28 Feb 2018	C	0.01
INTEREST PAID	WBCCMA: Westpac Cash Management Account	30 Apr 2018	C	0.01
INTEREST PAID	WBCCMA: Westpac Cash Management Account	29 Jun 2018	C	0.01

**Mascot Superannuation Fund**  
**Statement of Taxable Income**  
**For the Period from 1 July 2017 to 30 June 2018**

Description	Investment Reference	Date	Tax	Amount
			Return Ref.	
INTEREST PAID	WBCCR: Westpac Business Cash Reserve Account (Max-i Direct)	31 Jul 2017	C	110.89
INTEREST PAID	WBCCR: Westpac Business Cash Reserve Account (Max-i Direct)	31 Aug 2017	C	187.98
INTEREST PAID	WBCCR: Westpac Business Cash Reserve Account (Max-i Direct)	29 Sep 2017	C	232.69
INTEREST PAID	WBCCR: Westpac Business Cash Reserve Account (Max-i Direct)	31 Oct 2017	C	105.32
INTEREST PAID	WBCCR: Westpac Business Cash Reserve Account (Max-i Direct)	30 Nov 2017	C	30.37
INTEREST PAID	WBCCR: Westpac Business Cash Reserve Account (Max-i Direct)	29 Dec 2017	C	55.98
INTEREST PAID	WBCCR: Westpac Business Cash Reserve Account (Max-i Direct)	31 Jan 2018	C	111.90
INTEREST PAID	WBCCR: Westpac Business Cash Reserve Account (Max-i Direct)	28 Feb 2018	C	61.90
INTEREST PAID	WBCCR: Westpac Business Cash Reserve Account (Max-i Direct)	29 Mar 2018	C	23.11
INTEREST PAID	WBCCR: Westpac Business Cash Reserve Account (Max-i Direct)	30 Apr 2018	C	75.58
INTEREST PAID	WBCCR: Westpac Business Cash Reserve Account (Max-i Direct)	31 May 2018	C	106.82
INTEREST PAID	WBCCR: Westpac Business Cash Reserve Account (Max-i Direct)	29 Jun 2018	C	62.07
Less Rounding			C	(0.54)
<b>Total Gross Interest</b>			<b>C</b>	<b>42,085.00</b>
<b>Total Forestry Managed Investment Scheme Income</b>			<b>X</b>	<b>0.00</b>
<b>Net Foreign Income</b>				
CYB 1 PENCE; UNFRANKED; NIL CFI	CYB: Cybg PLC - Cdi 1:1 Foreign Exempt Lse	16 Feb 2018	D	31.69
Distribution - Tax Statement	SCG: Scentre Group - Stapled Securities	30 Jun 2018	D	170.21
Distribution - Tax Statement	SCG: Scentre Group - Stapled Securities	30 Jun 2018	D	170.06
Distribution - Tax Statement	WFD: Westfield Corporation - Stapled Securities	07 Jun 2018	D	156.98
Distribution - Tax Statement	WFD: Westfield Corporation - Stapled Securities	07 Jun 2018	D	156.02
Less Rounding			D	(0.96)
<b>Total Net Foreign Income</b>			<b>D</b>	<b>684.00</b>
<b>Total Australian Franking Credits from a New Zealand Company</b>			<b>E</b>	<b>0.00</b>
<b>Total Transfers from Foreign Funds</b>			<b>F</b>	<b>0.00</b>
<b>Total Gross Payments where ABN not quoted</b>			<b>H</b>	<b>0.00</b>
<b>Total Gross Distribution from Partnerships</b>			<b>I</b>	<b>0.00</b>
<b>Unfranked Dividend Amount</b>				
AMP 13.05C FR@30%; 1.45C CFI; DRP NIL DISC	AMP: AMP Limited	29 Sep 2017	J	58.00
AMP 13.05C FR@30%; 1.45C CFI; DRP NIL DISC	AMP: AMP Limited	28 Mar 2018	J	58.00
CWN 18C FRANKED @30%; NIL CFI	CWN: Crown Resorts Limited	06 Oct 2017	J	144.00
CWN 18C FRANKED @30%; NIL CFI	CWN: Crown Resorts Limited	04 Apr 2018	J	144.00
QAN UNFRANKED; 100% CFI; DRP SUSPENDED	QAN: Qantas Airways Limited	13 Oct 2017	J	422.66
QAN UNFRANKED; NIL CFI; DRP SUSPENDED	QAN: Qantas Airways Limited	12 Apr 2018	J	422.66
S32 US7.3C;US6.73C FR@30%;0.57C CFI;US3CSPEC	S32: South32 Limited	05 Apr 2018	J	48.82
Westfield Corporation Restructure - WFD to OMN	WFD: Westfield Corporation - Stapled Securities	07 Jun 2018	J	177.64
WOR UNFRANKED; 10C CFI	WOR: Worleyparsons Limited	26 Mar 2018	J	536.00
Less Rounding			J	(0.78)
<b>Total Unfranked Dividend Amount</b>			<b>J</b>	<b>2,011.00</b>
<b>Franked Dividend Amount</b>				

**Mascot Superannuation Fund**  
**Statement of Taxable Income**  
**For the Period from 1 July 2017 to 30 June 2018**

Description	Investment Reference	Date	Tax	Amount
			Return Ref.	
AMP 13.05C FR@30%; 1.45C CFI; DRP NIL DISC	AMP: AMP Limited	29 Sep 2017	K	522.00
AMP 13.05C FR@30%; 1.45C CFI; DRP NIL DISC	AMP: AMP Limited	28 Mar 2018	K	522.00
ANZ 80C FRANKED @ 30%; DRP & BSP NIL DISC	ANZ: Australia And New Zealand Banking Group Limited	03 Jul 2017	K	4,156.80
ANZ 80C FRANKED @ 30%; DRP & BSP NIL DISC	ANZ: Australia And New Zealand Banking Group Limited	18 Dec 2017	K	4,272.00
ASX 99.8C FRANKED @ 30%; DRP SUSPENDED	ASX: ASX Limited	27 Sep 2017	K	518.96
ASX 107.2C FRANKED @ 30%; DRP SUSPENDED	ASX: ASX Limited	28 Mar 2018	K	557.44
BHP US 43C FRANKED @30%	BHP: BHP Billiton Limited	26 Sep 2017	K	3,541.24
BHP US 55C FRANKED @30%	BHP: BHP Billiton Limited	27 Mar 2018	K	4,720.74
BWF 1.8C FRANKED @ 30%	BWF: Blackwall Limited	20 Oct 2017	K	241.76
BWF 1.9C FRANKED @ 27.5%	BWF: Blackwall Limited	11 Apr 2018	K	255.19
CBA 230C FRANKED @ 30%; DRP	CBA: Commonwealth Bank Of Australia.	29 Sep 2017	K	7,051.80
CBA 200C FRANKED@30%; DRP NIL DISCOUNT	CBA: Commonwealth Bank Of Australia.	28 Mar 2018	K	6,132.00
CWN 18C FRANKED @30%; NIL CFI	CWN: Crown Resorts Limited	06 Oct 2017	K	216.00
CWN 18C FRANKED @30%; NIL CFI	CWN: Crown Resorts Limited	04 Apr 2018	K	216.00
MGX 2C FRANKED @ 30% D.R.P. SUSPENDED	MGX: Mount Gibson Iron Limited	16 Oct 2017	K	523.02
NAB 99C FRANKED@ 30%;DRP&BSP NIL DISCOUNT	NAB: National Australia Bank Limited	05 Jul 2017	K	7,500.24
NAB 99C FR@ 30%; DRP; BSP NIL DISCOUNT	NAB: National Australia Bank Limited	13 Dec 2017	K	7,747.74
PPT 135C FRANKED@30%; DRP NIL DISCOUNT	PPT: Perpetual Limited	29 Sep 2017	K	1,350.00
PPT 135C FRANKED@30%; DRP NIL DISCOUNT	PPT: Perpetual Limited	26 Mar 2018	K	1,350.00
S32 US 6.4C FRANKED@30%	S32: South32 Limited	12 Oct 2017	K	533.99
S32 US7.3C;US6.73C FR@30%;0.57C CFI;US3CSPEC	S32: South32 Limited	05 Apr 2018	K	576.31
TLS 15.5C FRANKED @ 30% D.R.P. SUSPENDED	TLS: Telstra Corporation Limited.	28 Sep 2017	K	892.33
TLS 11C FRANKED@30%; 3.5C SPECIAL; DRP	TLS: Telstra Corporation Limited.	29 Mar 2018	K	633.27
WBC 94C FRANKED@30%; DRP	WBC: Westpac Banking Corporation	04 Jul 2017	K	7,383.70
WBC 94C FRANKED@30%; DRP NIL DISCOUNT	WBC: Westpac Banking Corporation	22 Dec 2017	K	7,383.70
WES 120C FRANKED@30%; DRP NIL DISCOUNT	WES: Wesfarmers Limited	28 Sep 2017	K	802.80
WES 103C FRANKED@30%; DRP NIL DISCOUNT	WES: Wesfarmers Limited	05 Apr 2018	K	708.64
WPL US 49C FRANKED@30%; DRP SUSPENDED	WPL: Woodside Petroleum Limited	21 Sep 2017	K	3,740.21
WPL US 49C FRANKED@30%; DRP SUSPENDED	WPL: Woodside Petroleum Limited	22 Mar 2018	K	3,779.87
Less Rounding			K	(0.75)

**Total Franked Dividend Amount**

**K 77,829.00**

**Dividend Franking Credit**

AMP 13.05C FR@30%; 1.45C CFI; DRP NIL DISC	AMP: AMP Limited	29 Sep 2017	L	223.71
AMP 13.05C FR@30%; 1.45C CFI; DRP NIL DISC	AMP: AMP Limited	28 Mar 2018	L	223.71
ANZ 80C FRANKED @ 30%; DRP & BSP NIL DISC	ANZ: Australia And New Zealand Banking Group Limited	03 Jul 2017	L	1,781.49
ANZ 80C FRANKED @ 30%; DRP & BSP NIL DISC	ANZ: Australia And New Zealand Banking Group Limited	18 Dec 2017	L	1,830.86
ASX 99.8C FRANKED @ 30%; DRP SUSPENDED	ASX: ASX Limited	27 Sep 2017	L	222.41
ASX 107.2C FRANKED @ 30%; DRP SUSPENDED	ASX: ASX Limited	28 Mar 2018	L	238.90
BHP US 43C FRANKED @30%	BHP: BHP Billiton Limited	26 Sep 2017	L	1,517.67
BHP US 55C FRANKED @30%	BHP: BHP Billiton Limited	27 Mar 2018	L	2,023.17
BWF 1.8C FRANKED @ 30%	BWF: Blackwall Limited	20 Oct 2017	L	103.61
BWF 1.9C FRANKED @ 27.5%	BWF: Blackwall Limited	11 Apr 2018	L	96.80
CBA 230C FRANKED @ 30%; DRP	CBA: Commonwealth Bank Of Australia.	29 Sep 2017	L	3,022.20
CBA 200C FRANKED@30%; DRP NIL DISCOUNT	CBA: Commonwealth Bank Of Australia.	28 Mar 2018	L	2,628.00
CWN 18C FRANKED @30%; NIL CFI	CWN: Crown Resorts Limited	06 Oct 2017	L	92.57

**Mascot Superannuation Fund**  
**Statement of Taxable Income**  
**For the Period from 1 July 2017 to 30 June 2018**

Description	Investment Reference	Date	Tax	Amount
			Return Ref.	
CWN 18C FRANKED @30%; NIL CFI	CWN: Crown Resorts Limited	04 Apr 2018	L	92.57
MGX 2C FRANKED @ 30% D.R.P. SUSPENDED	MGX: Mount Gibson Iron Limited	16 Oct 2017	L	224.15
NAB 99C FRANKED@ 30%;DRP&BSP NIL DISCOUNT	NAB: National Australia Bank Limited	05 Jul 2017	L	3,214.39
NAB 99C FR@ 30%; DRP; BSP NIL DISCOUNT	NAB: National Australia Bank Limited	13 Dec 2017	L	3,320.46
PPT 135C FRANKED@30%; DRP NIL DISCOUNT	PPT: Perpetual Limited	29 Sep 2017	L	578.57
PPT 135C FRANKED@30%; DRP NIL DISCOUNT	PPT: Perpetual Limited	26 Mar 2018	L	578.57
S32 US 6.4C FRANKED@30%	S32: South32 Limited	12 Oct 2017	L	228.85
S32 US7.3C;US6.73C FR@30%;0.57C CFI;US3CSPEC	S32: South32 Limited	05 Apr 2018	L	246.99
TLS 15.5C FRANKED @ 30% D.R.P. SUSPENDED	TLS: Telstra Corporation Limited.	28 Sep 2017	L	382.43
TLS 11C FRANKED@30%; 3.5C SPECIAL; DRP	TLS: Telstra Corporation Limited.	29 Mar 2018	L	271.40
WBC 94C FRANKED@30%; DRP	WBC: Westpac Banking Corporation	04 Jul 2017	L	3,164.44
WBC 94C FRANKED@30%; DRP NIL DISCOUNT	WBC: Westpac Banking Corporation	22 Dec 2017	L	3,164.44
WES 120C FRANKED@30%; DRP NIL DISCOUNT	WES: Wesfarmers Limited	28 Sep 2017	L	344.06
WES 103C FRANKED@30%; DRP NIL DISCOUNT	WES: Wesfarmers Limited	05 Apr 2018	L	303.70
WPL US 49C FRANKED@30%; DRP SUSPENDED	WPL: Woodside Petroleum Limited	21 Sep 2017	L	1,602.95
WPL US 49C FRANKED@30%; DRP SUSPENDED	WPL: Woodside Petroleum Limited	22 Mar 2018	L	1,619.94
Less Rounding			L	(0.01)
<b>Total Dividend Franking Credit</b>			<b>L</b>	<b>33,343.00</b>
<b>Gross Trust Distributions</b>				
BQT 97830	BQTBW: Bakehouse Quarter Trust	24 Jul 2017	M	1,484.49
BQT 112396	BQTBW: Bakehouse Quarter Trust	31 Oct 2017	M	424.14
BQT 122162	BQTBW: Bakehouse Quarter Trust	31 Jan 2018	M	424.14
BQT 125320	BQTBW: Bakehouse Quarter Trust	30 Apr 2018	M	424.14
Distribution - Tax Statement	BQTBW: Bakehouse Quarter Trust	30 Jun 2018	M	(1,484.49)
Distribution - Tax Statement	BQTBW: Bakehouse Quarter Trust	30 Jun 2018	M	(424.14)
Distribution - Tax Statement	BQTBW: Bakehouse Quarter Trust	30 Jun 2018	M	(424.14)
Distribution - Tax Statement	BQTBW: Bakehouse Quarter Trust	30 Jun 2018	M	(424.14)
BWR 100% TAX DEFERRED	BWR: Blackwall Property Trust - Ordinary Units Fully Paid	26 Sep 2017	M	1,040.00
BWR 100% TAX DEFERRED	BWR: Blackwall Property Trust - Ordinary Units Fully Paid	16 Mar 2018	M	800.00
Distribution - Tax Statement	BWR: Blackwall Property Trust - Ordinary Units Fully Paid	30 Jun 2018	M	(800.00)
Distribution - Tax Statement	BWR: Blackwall Property Trust - Ordinary Units Fully Paid	30 Jun 2018	M	(1,040.00)
BWR 100% TAX DEFERRED	BWR_1: Blackwall Property Trust - *845	26 Sep 2017	M	592.67
BWR 100% TAX DEFERRED	BWR_1: Blackwall Property Trust - *845	16 Mar 2018	M	455.90
Distribution - Tax Statement	BWR_1: Blackwall Property Trust - *845	30 Jun 2018	M	(455.90)
Distribution - Tax Statement	BWR_1: Blackwall Property Trust - *845	30 Jun 2018	M	(592.67)
Pelathon Pub 68085	BWRXE: Pelathon Pub Group - Stapled Securities to BWR	27 Jul 2017	M	67.51
Pelathon Pub 211313	BWRXE: Pelathon Pub Group - Stapled Securities to BWR	20 Oct 2017	M	67.51
Pelathon Pub 221763	BWRXE: Pelathon Pub Group - Stapled Securities to BWR	25 Jan 2018	M	89.35
Pelathon Pub 245983	BWRXE: Pelathon Pub Group - Stapled Securities to BWR	30 Apr 2018	M	89.35
Distribution - Tax Statement	BWRXE: Pelathon Pub Group - Stapled Securities to BWR	30 Jun 2018	M	(83.81)
Distribution - Tax Statement	BWRXE: Pelathon Pub Group - Stapled Securities to BWR	30 Jun 2018	M	(63.33)
Distribution - Tax Statement	BWRXE: Pelathon Pub Group - Stapled Securities to BWR	30 Jun 2018	M	(83.82)

**Mascot Superannuation Fund**  
**Statement of Taxable Income**  
**For the Period from 1 July 2017 to 30 June 2018**

Description	Investment Reference	Date	Tax Return	Amount
			Ref.	
Distribution - Tax Statement	BWRXE: Pelathon Pub Group - Stapled Securities to BWR	30 Jun 2018	M	(63.33)
Distribution - Tax Statement	BWRXE: Pelathon Pub Group - Stapled Securities to BWR	30 Jun 2018	M	(83.81)
Pelathon Pub 252824	BWRXE: Pelathon Pub Group - Stapled Securities to BWR	30 Jun 2018	M	89.35
SCG 3.933558C FOREIGN SOURCE	SCG: Scentre Group - Stapled Securities	11 Aug 2017	M	616.73
SCG 2.35C FRANKED @ 30%; NIL CFI	SCG: Scentre Group - Stapled Securities	13 Feb 2018	M	617.29
Distribution - Tax Statement	SCG: Scentre Group - Stapled Securities	30 Jun 2018	M	(236.37)
Distribution - Tax Statement	SCG: Scentre Group - Stapled Securities	30 Jun 2018	M	(236.16)
WFD US12.75C; AUD9.8163C TAX DEF; 5.25 FRN SRC	WFD: Westfield Corporation - Stapled Securities	11 Aug 2017	M	423.91
WFD US12.75C;AUD12.03C TAX DEF;3.33C FRN SRC	WFD: Westfield Corporation - Stapled Securities	13 Feb 2018	M	426.50
Distribution - Tax Statement	WFD: Westfield Corporation - Stapled Securities	07 Jun 2018	M	(400.63)
Distribution - Tax Statement	WFD: Westfield Corporation - Stapled Securities	07 Jun 2018	M	(398.20)
YOC0018AU Distribution - Cash	YOC0018AU: Australian Unity Diversified Property Fund	30 Sep 2017	M	467.57
YOC0018AU Distribution - Cash	YOC0018AU: Australian Unity Diversified Property Fund	31 Dec 2017	M	467.57
YOC0018AU Distribution - Cash	YOC0018AU: Australian Unity Diversified Property Fund	29 Mar 2018	M	467.57
YOC0018AU Distribution - Cash	YOC0018AU: Australian Unity Diversified Property Fund	29 Jun 2018	M	467.57
Distribution - Tax Statement	YOC0018AU: Australian Unity Diversified Property Fund	30 Jun 2018	M	(381.92)
Distribution - Tax Statement	YOC0018AU: Australian Unity Diversified Property Fund	30 Jun 2018	M	(381.92)
Distribution - Tax Statement	YOC0018AU: Australian Unity Diversified Property Fund	30 Jun 2018	M	(381.92)
Distribution - Tax Statement	YOC0018AU: Australian Unity Diversified Property Fund	30 Jun 2018	M	(381.92)
Less Rounding			M	(0.64)
<b>Total Gross Trust Distributions</b>			<b>M</b>	<b>1,180.00</b>
<b>Assessable Employer Contributions</b>				
TFR Westpac Business Cas	1: Bryan Taylor	03 Jul 2017	R1	25,000.00
TFR Westpac Business Cas	2: Joanne Taylor	03 Jul 2017	R1	25,000.00
<b>Total Assessable Employer Contributions</b>			<b>R1</b>	<b>50,000.00</b>
<b>Total Assessable Personal Contributions</b>			<b>R2</b>	<b>0.00</b>
<b>Total No-TFN quoted contributions</b>			<b>R3</b>	<b>0.00</b>
<b>Total Transfer of Liability to life insurance company or PST</b>			<b>R6</b>	<b>0.00</b>
<b>Total Assessable Contributions</b>			<b>R</b>	<b>50,000.00</b>
<b>Other Income</b>				
Transfer reverse transaction fees		20 Mar 2018	S	10.00
<b>Total Other Income</b>			<b>S</b>	<b>10.00</b>
<b>Total Assessable Income Due to Changed Tax Status of Fund</b>			<b>T</b>	<b>0.00</b>
<b>Total Net Non-arm's Length Income</b>			<b>U</b>	<b>0.00</b>
<b>Exempt Current Pension Income</b>				
Exempt Current Pension Income	Dividend Franking Credit	30 Jun 2018	Y	(6,136.00)
Exempt Current Pension Income	Franked Dividend Amount	30 Jun 2018	Y	(14,323.00)
Exempt Current Pension Income	Gross Interest	30 Jun 2018	Y	(7,745.00)
Exempt Current Pension Income	Gross Rent and Other Leasing & Hiring Income	30 Jun 2018	Y	(201,293.00)
Exempt Current Pension Income	Gross Trust Distributions	30 Jun 2018	Y	(217.00)

**Mascot Superannuation Fund**  
**Statement of Taxable Income**  
**For the Period from 1 July 2017 to 30 June 2018**

Description	Investment Reference	Date	Tax Return	Amount
			Ref.	
Exempt Current Pension Income	Net Foreign Income	30 Jun 2018	Y	(126.00)
Exempt Current Pension Income	Other Income	30 Jun 2018	Y	(1.00)
Exempt Current Pension Income	Unfranked Dividend Amount	30 Jun 2018	Y	(370.00)
<b>Total Exempt Current Pension Income</b>			<b>Y</b>	<b>(230,211.00)</b>
<b>Total Assessable Income</b>				<b>1,070,739.00</b>
<b><u>Deductions</u></b>			<b><u>Section C</u></b>	
<b>Total Interest Expenses within Australia</b>			<b>A</b>	<b>0.00</b>
<b>Total Interest Expenses Overseas</b>			<b>B</b>	<b>0.00</b>
<b>Total Capital Works Deductions</b>			<b>D</b>	<b>0.00</b>
<b>Total Deduction for Decline in Value of Depreciating Assets</b>			<b>E</b>	<b>0.00</b>
<b>Total Death or Disability Premiums</b>			<b>F</b>	<b>0.00</b>
<b>Total Death Benefit Increase</b>			<b>G</b>	<b>0.00</b>
<b>Total Approved Auditor Fee</b>			<b>H</b>	<b>0.00</b>
<b>Investment Expenses</b>				
Adjstmnt for rent given for 1st month of rent when work still not completed on phone accessibility	PRIRO: 15-17 (Lot 7) Ironstone Road, Berrinba QLD 4117	08 Feb 2018	I	909.09
SERVICE FEE	WBCCMA: Westpac Cash Management Account	03 Jul 2017	I	5.00
SERVICE FEE	WBCCMA: Westpac Cash Management Account	01 Aug 2017	I	5.00
SERVICE FEE	WBCCMA: Westpac Cash Management Account	01 Sep 2017	I	5.00
SERVICE FEE	WBCCMA: Westpac Cash Management Account	02 Oct 2017	I	5.00
SERVICE FEE	WBCCMA: Westpac Cash Management Account	01 Nov 2017	I	5.00
SERVICE FEE	WBCCMA: Westpac Cash Management Account	01 Dec 2017	I	5.00
SERVICE FEE	WBCCMA: Westpac Cash Management Account	02 Jan 2018	I	5.00
SERVICE FEE	WBCCMA: Westpac Cash Management Account	01 Feb 2018	I	5.00
SERVICE FEE	WBCCMA: Westpac Cash Management Account	01 Mar 2018	I	5.00
SERVICE FEE	WBCCMA: Westpac Cash Management Account	03 Apr 2018	I	5.00
SERVICE FEE	WBCCMA: Westpac Cash Management Account	01 May 2018	I	5.00
SERVICE FEE	WBCCMA: Westpac Cash Management Account	01 Jun 2018	I	5.00
Less Current Pension Deductions		30 Jun 2018	I	(178.34)
Less Rounding			I	(0.75)
<b>Total Investment Expenses</b>			<b>I</b>	<b>790.00</b>
<b>Management and Administration Expenses</b>				
TFR Westpac Bus		26 Sep 2017	J	2,145.00
BPAY ASIC ASIC return		29 Nov 2017	J	254.00
Less Current Pension Deductions		30 Jun 2018	J	(441.49)
Less Rounding			J	(0.51)
<b>Total Management and Administration Expenses</b>			<b>J</b>	<b>1,957.00</b>
<b>Total Forestry Managed Investment Scheme Deduction</b>			<b>U</b>	<b>0.00</b>
<b>Other Deductions</b>				
ATO ATO001000009107584		06 Sep 2017	L	259.00
<b>Total Other Deductions</b>			<b>L</b>	<b>259.00</b>
<b>Tax Losses Deducted</b>				
Tax Losses Brought Forward		30 Jun 2018	M	0.00



**Mascot Superannuation Fund**  
**Statement of Taxable Income**  
**For the Period from 1 July 2017 to 30 June 2018**

Description	Investment Reference	Date	Tax Return	Amount
			Ref.	
Less Net Exempt Income		30 Jun 2018	M	0.00
<b>Total Tax Losses Deducted</b>			<b>M</b>	<b>0.00</b>
<b>Total Deductions</b>				<b>3,006.00</b>
<b>Taxable Income or Loss</b>		(V - N)	<b>O</b>	<b>1,067,733.00</b>

**Income Tax Calculation Statement**

**Section D**

**Gross Tax**

Gross Tax @ 15% for Concessional Income		30 Jun 2018	T1	160,159.95
Gross Tax @ 45% for Net Non-Arm's Length Income		30 Jun 2018	T1	0.00
No-TFN Quoted Contributions @ 32%		30 Jun 2018	J	0.00
<b>Total Gross Tax</b>				<b>160,159.95</b>

**Credit: Foreign Tax Income Offset**

Distribution - Tax Statement	WFD: Westfield Corporation - Stapled Securities	07 Jun 2018	C1	11.72
Distribution - Tax Statement	WFD: Westfield Corporation - Stapled Securities	07 Jun 2018	C1	11.80
Excessive Foreign Tax Credit Written Off		30 Jun 2018	C1	(4.33)
Less Rounding			C1	0.00

**Total Credit: Foreign Tax Income Offset**

**C1 19.19**

**Total Credit: Rebates and Tax Offset**

**C2 0.00**

**Rebates and Offsets**

**C 19.19**

**SUBTOTAL**

**160,140.76**

**Credit: Refundable Franking Credits**

AMP 13.05C FR@30%; 1.45C CFI; DRP NIL DISC	AMP: AMP Limited	29 Sep 2017	E1	223.71
AMP 13.05C FR@30%; 1.45C CFI; DRP NIL DISC	AMP: AMP Limited	28 Mar 2018	E1	223.71
ANZ 80C FRANKED @ 30%; DRP & BSP NIL DISC	ANZ: Australia And New Zealand Banking Group Limited	03 Jul 2017	E1	1,781.49
ANZ 80C FRANKED @ 30%; DRP & BSP NIL DISC	ANZ: Australia And New Zealand Banking Group Limited	18 Dec 2017	E1	1,830.86
ASX 99.8C FRANKED @ 30%; DRP SUSPENDED	ASX: ASX Limited	27 Sep 2017	E1	222.41
ASX 107.2C FRANKED @ 30%; DRP SUSPENDED	ASX: ASX Limited	28 Mar 2018	E1	238.90
BHP US 43C FRANKED @30%	BHP: BHP Billiton Limited	26 Sep 2017	E1	1,517.67
BHP US 55C FRANKED @30%	BHP: BHP Billiton Limited	27 Mar 2018	E1	2,023.17
BWF 1.8C FRANKED @ 30%	BWF: Blackwall Limited	20 Oct 2017	E1	103.61
BWF 1.9C FRANKED @ 27.5%	BWF: Blackwall Limited	11 Apr 2018	E1	96.80
CBA 230C FRANKED @ 30%; DRP	CBA: Commonwealth Bank Of Australia.	29 Sep 2017	E1	3,022.20
CBA 200C FRANKED@30%; DRP NIL DISCOUNT	CBA: Commonwealth Bank Of Australia.	28 Mar 2018	E1	2,628.00
CWN 18C FRANKED @30%; NIL CFI	CWN: Crown Resorts Limited	06 Oct 2017	E1	92.57
CWN 18C FRANKED @30%; NIL CFI	CWN: Crown Resorts Limited	04 Apr 2018	E1	92.57
MGX 2C FRANKED @ 30% D.R.P. SUSPENDED	MGX: Mount Gibson Iron Limited	16 Oct 2017	E1	224.15
NAB 99C FRANKED@ 30%;DRP&BSP NIL DISCOUNT	NAB: National Australia Bank Limited	05 Jul 2017	E1	3,214.39
NAB 99C FR@ 30%; DRP; BSP NIL DISCOUNT	NAB: National Australia Bank Limited	13 Dec 2017	E1	3,320.46
PPT 135C FRANKED@30%; DRP NIL DISCOUNT	PPT: Perpetual Limited	29 Sep 2017	E1	578.57
PPT 135C FRANKED@30%; DRP NIL DISCOUNT	PPT: Perpetual Limited	26 Mar 2018	E1	578.57
S32 US 6.4C FRANKED@30%	S32: South32 Limited	12 Oct 2017	E1	228.85

**Mascot Superannuation Fund**  
**Statement of Taxable Income**  
**For the Period from 1 July 2017 to 30 June 2018**

Description	Investment Reference	Date	Tax Return	
			Ref.	Amount
S32 US7.3C;US6.73C FR@30%;0.57C CFI;US3CSPEC	S32: South32 Limited	05 Apr 2018	E1	246.99
Distribution - Tax Statement	SCG: Scentre Group - Stapled Securities	30 Jun 2018	E1	28.61
Distribution - Tax Statement	SCG: Scentre Group - Stapled Securities	30 Jun 2018	E1	28.58
TLS 15.5C FRANKED @ 30% D.R.P. SUSPENDED	TLS: Telstra Corporation Limited.	28 Sep 2017	E1	382.43
TLS 11C FRANKED@30%; 3.5C SPECIAL; DRP	TLS: Telstra Corporation Limited.	29 Mar 2018	E1	271.40
WBC 94C FRANKED@30%; DRP	WBC: Westpac Banking Corporation	04 Jul 2017	E1	3,164.44
WBC 94C FRANKED@30%; DRP NIL DISCOUNT	WBC: Westpac Banking Corporation	22 Dec 2017	E1	3,164.44
WES 120C FRANKED@30%; DRP NIL DISCOUNT	WES: Wesfarmers Limited	28 Sep 2017	E1	344.06
WES 103C FRANKED@30%; DRP NIL DISCOUNT	WES: Wesfarmers Limited	05 Apr 2018	E1	303.70
WPL US 49C FRANKED@30%; DRP SUSPENDED	WPL: Woodside Petroleum Limited	21 Sep 2017	E1	1,602.95
WPL US 49C FRANKED@30%; DRP SUSPENDED	WPL: Woodside Petroleum Limited	22 Mar 2018	E1	1,619.94
Less Rounding			E1	0.00
<b>Total Credit: Refundable Franking Credits</b>			<b>E1</b>	<b>33,400.20</b>
<b>Total Credit: No-TFN Tax Offset</b>			<b>E2</b>	<b>0.00</b>
<b>Total Credit: Refundable National Rental Affordability Scheme Tax Offset</b>			<b>E3</b>	<b>0.00</b>
<b>Total Credit: Interest on Early Payments</b>			<b>H1</b>	<b>0.00</b>
<b>Total Credit: Foreign Resident Withholding</b>			<b>H2</b>	<b>0.00</b>
<b>Credit: ABN/TFN Not Quoted (Non-Individual)</b>				
S32 US7.3C;US6.73C FR@30%;0.57C CFI;US3CSPEC	S32: South32 Limited	05 Apr 2018	H3	22.00
<b>Total Credit: ABN/TFN Not Quoted (Non-Individual)</b>			<b>H3</b>	<b>22.00</b>
<b>Total Credit: Interest on No-TFN Tax Offset</b>			<b>H6</b>	<b>0.00</b>
<b>Total Eligible Credits</b>				<b>22.00</b>
<b>Net Tax Payable</b>				<b>126,718.56</b>
<b>Total PAYG Instalments Raised</b>			<b>K</b>	<b>0.00</b>
<b>Total Supervisory Levy</b>			<b>L</b>	<b>259.00</b>
<b>Total Supervisory Levy Adjustment for Wound Up Funds</b>			<b>M</b>	<b>0.00</b>
<b>Total Supervisory Levy Adjustment for New Funds</b>			<b>N</b>	<b>0.00</b>
<b>Total Amount Due / (Refundable)</b>				<b>126,977.56</b>



**Mascot Superannuation Fund**  
**Foreign Income and Expenses Worksheet**  
**For the period 1 July 2017 to 30 June 2018**

Date	Description	Code	Market	Foreign Amount			Xrate	RBA Rate	Variance	AUD Amount		
				Gross	WHT	Net				Gross	WHT	Net

Currency:

# Mascot Superannuation Fund

## Tax Accounting Reconciliation

For the period 1 July 2017 to 30 June 2018

<b>Operating Statement Profit vs. Provision for Income Tax</b>		<b>2018</b>
		<b>\$</b>
<b>Benefits Accrued as a Result of Operations before Income Tax</b>		<b>3,106,821.16</b>
<b><u>ADD:</u></b>		
Non-Deductible Expenses		78.00
Pension Non-deductible Expenses		619.83
Pensions Paid		209,604.62
<b><u>LESS:</u></b>		
Increase in Market Value		1,995,541.31
Realised Capital Gains		15,375.36
Pension Exempt Income		230,211.00
Distributed Capital Gains		158.33
Non-Taxable Income		8,102.01
Rounding		2.60
<b>Taxable Income or Loss</b>		<b>1,067,733.00</b>
	<b>Income Amount</b>	<b>Tax Amount</b>
Gross Tax @ 15% for Concessional Income	1,067,733.00	160,159.95
Gross Tax @ 45% for Net Non-Arm's Length Income	0.00	0.00
No-TFN Quoted Contributions @ 32%	0.00	0.00
Change in Carried Forward Losses	0.00	431.70
<b>Provision for Income Tax</b>		<b>160,591.65</b>

## Provision for Income Tax vs. Income Tax Expense

<b>Provision for Income Tax</b>	<b>160,591.65</b>
<b><u>ADD:</u></b>	
Change in Deferred Tax Liability	242,880.08
Excessive Foreign Tax Credit Writeoff	4.33
<b>Income Tax Expense</b>	<b>403,476.06</b>

## Provision for Income Tax vs. Income Tax Payable

<b>Provision for Income Tax</b>	<b>160,591.65</b>
<b><u>ADD:</u></b>	
Excessive Foreign Tax Credit Writeoff	4.33
<b><u>LESS:</u></b>	
Withholding Credits	22.00
Franking Credits	33,400.20
Foreign Tax Credits	23.52
Change in Carried Forward Losses	431.70
<b>Income Tax Payable (Receivable)</b>	<b>126,718.56</b>

---

**Mascot Superannuation Fund**  
**Tax Accounting Reconciliation**  
**For the period 1 July 2017 to 30 June 2018**

---

**Exempt Current Pension Income Settings**

---

Pension Exempt % (Actuarial)	18.4030%
Pension Exempt % (Expenses)	18.4030%
Assets Segregated For Pensions	No

**Mascot Superannuation Fund**  
**Realised Capital Gains**  
**For the period from 1 July 2017 to 30 June 2018**

		Accounting Treatment				Taxation Treatment					
		Quantity	Proceeds	Excess Tax Value*	Original Cost	Accounting Profit/(Loss)	Cost Base Calculation		Capital Gains Calculation		
							Adjusted	Reduced	Indexation	Discounted	Other
									Deferred	Capital Loss	
<b><u>Listed Derivatives Market</u></b>											
<b>Woodside Petroleum Limited - Rights-Appsclose 07Mar2018 Us Prohibited (ASX:WPLR)</b>											
19/03/2018	Sale	671.00	1,073.60		0.00	1,073.60	0.00			1,049.60	24.00
		671.00	1,073.60		0.00	1,073.60	0.00			1,049.60	24.00
											0.00
<b>Listed Derivatives Market Total</b>			1,073.60		0.00	1,073.60	0.00			1,049.60	24.00
											0.00
<b><u>Listed Securities Market</u></b>											
<b>Cash Component of WFD from Unibail Takeover</b>											
07/06/2018	Sale	2,624.00	9,336.71		2,056.61	7,280.10	7,583.10				1,753.61
		2,624.00	9,336.71		2,056.61	7,280.10	7,583.10				214.91
<b>Orpheus Energy Limited (ASX:OEG)</b>											
20/10/2017	Sale	10,000.00	25,000.00		25,000.00	0.00	25,000.00			0.00	
		10,000.00	25,000.00		25,000.00	0.00	25,000.00			0.00	0.00
<b>Pelathon Pub Group - Stapled Securities to BWR (ASX:BWRXE)</b>											
30/06/2018	Dist	0.00	0.00		0.00						18.15
30/06/2018	Dist	0.00	0.00		0.00						18.16
30/06/2018	Dist	0.00	0.00		0.00						13.72
30/06/2018	Dist	0.00	0.00		0.00						13.72
30/06/2018	Dist	0.00	0.00		0.00						18.16
		0.00	0.00		0.00	0.00			0.00	81.91	0.00
<b>Scentre Group - Stapled Securities (ASX:SCG)</b>											
30/06/2018	Dist	0.00	0.00		0.00					3.15	
30/06/2018	Dist	0.00	0.00		0.00					3.15	
		0.00	0.00		0.00	0.00			6.30		0.00
<b>Westfield Corporation - Stapled Securities (ASX:WFD)</b>											
07/06/2018	Sale	911.00	1,339.66		1,339.66	0.00					
07/06/2018	Sale	1,713.00	9,195.52		2,173.86	7,021.66	8,244.08				951.44
		2,624.00	10,535.18		3,513.52	7,021.66	8,244.08				239.69
<b>Listed Securities Market Total</b>			44,871.89		30,570.13	14,301.76	40,827.18		6.30	2,786.96	454.60

**Mascot Superannuation Fund**  
**Realised Capital Gains**  
**For the period from 1 July 2017 to 30 June 2018**

<b>Grand Total</b>	<b>45,945.49</b>	<b>30,570.13</b>	<b>15,375.36</b>	<b>40,827.18</b>	<b>1,055.90</b>	<b>2,810.96</b>	<b>454.60</b>
--------------------	------------------	------------------	------------------	------------------	-----------------	-----------------	---------------

\* Where there is an Excess Tax Value Amount, the Accounting Profit/(Loss) figure takes account of this. Accounting Profit/(Loss) equals Proceeds less Excess Tax Value less Original Cost.

**Mascot Superannuation Fund**  
**Realised Capital Gains**  
**For the period from 1 July 2017 to 30 June 2018**

**Capital Gains Tax Return Summary**

	Indexation	Discount	Other	Deferred	Total Capital Gains	Capital Losses
<b>Current Year Capital Gains</b>						
Shares & Units - Listed Shares	0.00	0.00	1,753.00	214.00	1,967.00	0.00
Shares & Units - Other Shares	0.00	0.00	0.00	0.00	0.00	0.00
Shares & Units - Listed Trusts	0.00	0.00	951.00	239.00	1,190.00	0.00
Shares & Units - Other Units	0.00	0.00	0.00	0.00	0.00	0.00
Australian Real Estate	0.00	0.00	0.00	0.00	0.00	0.00
Other Real Estate	0.00	0.00	0.00	0.00	0.00	0.00
Collectables	0.00	0.00	0.00	0.00	0.00	0.00
Other CGT Assets & Other CGT Events	0.00	1,049.00	24.00	0.00	1,073.00	0.00
Distributed Capital Gains from Trusts	0.00	6.00	81.00	0.00	87.00	0.00
	<u>0.00</u>	<u>1,055.00</u>	<u>2,809.00</u>	<u>453.00</u>	<u>4,317.00</u>	<u>0.00</u>
<b>Capital Losses Applied</b>						
Current Year	0.00	0.00	0.00	0.00	0.00	
Prior Years	0.00	1,055.00	2,809.00	453.00	4,317.00	
	<u>0.00</u>	<u>1,055.00</u>	<u>2,809.00</u>	<u>453.00</u>	<u>4,317.00</u>	
<b>Net Capital Gains</b>						
Net Gain after applying losses	0.00	0.00	0.00	0.00	0.00	
Discount applicable		0.00				
Net Gain after applying discount	<u>0.00</u>	<u>0.00</u>	<u>0.00</u>	<u>0.00</u>	<u>0.00</u>	

# Mascot Superannuation Fund

## Unrealised Capital Gains as at 30 June 2018

	Quantity /Description	Accounting Treatment			Taxation Treatment								
		Market Value	Original Cost	Accounting Gain/(Loss)	Cost Base Calculation				Capital Gains Calculation				
					Tax Free	Tax Deferred	AMIT	Amount	Indexation	Discountable	Other	Deferred	Capital Loss
<b><u>Bank</u></b>													
<b>BOQ - Savings account</b>													
30/06/2018	192.63	192.63	192.63	0.00	0.00	0.00	0.00	192.63			0.00		
	192.63	192.63	192.63	0.00	0.00	0.00	0.00	192.63			0.00		
<b>Westpac Business Cash Reserve Account (Max-i Direct)</b>													
30/06/2018	181,052.78	181,052.78	181,052.78	0.00	0.00	0.00	0.00	181,052.78			0.00		
	181,052.78	181,052.78	181,052.78	0.00	0.00	0.00	0.00	181,052.78			0.00		
<b>Westpac Cash Management Account</b>													
30/06/2018	277.58	277.58	277.58	0.00	0.00	0.00	0.00	277.58			0.00		
	277.58	277.58	277.58	0.00	0.00	0.00	0.00	277.58			0.00		
<b><i>BankTotal</i></b>		181,522.99	181,522.99	0.00	0.00	0.00	0.00	181,522.99			0.00		
<b><u>Listed Securities Market</u></b>													
<b>AMP Limited (ASX:AMP)</b>													
8/02/2007	2,400.00	8,544.00	24,323.09	(15,779.09)	0.00	0.00	0.00	24,323.09				15,779.09	
27/08/2007	1,600.00	5,696.00	15,771.60	(10,075.60)	0.00	0.00	0.00	15,771.60				10,075.60	
	4,000.00	14,240.00	40,094.69	(25,854.69)	0.00	0.00	0.00	40,094.69			0.00	25,854.69	
<b>ASX Limited (ASX:ASX)</b>													
30/06/2017	520.00	33,482.80	15,508.74	17,974.06	0.00	0.00	0.00	27,877.20			5,605.60	457.55	
	520.00	33,482.80	15,508.74	17,974.06	0.00	0.00	0.00	27,877.20			5,605.60	457.55	

# Mascot Superannuation Fund

## Unrealised Capital Gains as at 30 June 2018

Quantity /Description		Accounting Treatment			Taxation Treatment								
		Market Value	Original Cost	Accounting Gain/(Loss)	Cost Base Calculation				Capital Gains Calculation				
					Tax Free	Tax Deferred	AMIT	Amount	Indexation	Discountable	Other	Deferred	Capital Loss
<u>Listed Securities Market</u>													
Australia And New Zealand Banking Group Limited (ASX:ANZ)													
24/07/2007	1,384.00	39,084.16	41,431.02	(2,346.86)	0.00	0.00	0.00	41,431.02					2,346.86
1/07/2013	108.00	3,049.92	3,117.83	(67.91)	0.00	0.00	0.00	3,117.83					67.91
16/12/2013	125.00	3,530.00	3,984.89	(454.89)	0.00	0.00	0.00	3,984.89					454.89
1/07/2014	112.00	3,162.88	3,738.32	(575.44)	0.00	0.00	0.00	3,738.32					575.44
16/12/2014	137.00	3,868.88	4,385.20	(516.32)	0.00	0.00	0.00	4,385.20					516.32
1/07/2015	128.00	3,614.72	4,087.58	(472.86)	0.00	0.00	0.00	4,087.58					472.86
16/12/2016	143.00	4,038.32	4,021.59	16.73	0.00	0.00	0.00	4,021.59		16.73			
30/06/2017	28.00	790.72	481.00	309.72	0.00	0.00	0.00	804.16				11.95	13.44
30/06/2017	35.00	988.40	0.00	988.40	0.00	0.00	0.00	1,005.20				37.19	16.80
30/06/2017	37.00	1,044.88	0.00	1,044.88	0.00	0.00	0.00	1,062.64				39.31	17.76
30/06/2017	81.00	2,287.44	2,220.00	67.44	0.00	0.00	0.00	2,326.32				3.93	38.88
30/06/2017	92.00	2,598.08	1,910.22	687.86	0.00	0.00	0.00	2,642.24				27.08	44.16
30/06/2017	172.00	4,857.28	2,348.02	2,509.26	0.00	0.00	0.00	4,939.84				95.88	82.56
30/06/2017	102.00	2,880.48	1,538.70	1,341.78	0.00	0.00	0.00	2,929.44				51.45	48.96
30/06/2017	111.00	3,134.64	2,393.60	741.04	0.00	0.00	0.00	3,187.92				29.39	53.28
30/06/2017	86.00	2,428.64	1,838.72	589.92	0.00	0.00	0.00	2,469.92				23.35	41.28
30/06/2017	118.00	3,332.32	2,680.28	652.04	0.00	0.00	0.00	3,388.96				26.21	56.64
30/06/2017	38.00	1,073.12	0.00	1,073.12	0.00	0.00	0.00	1,091.36				40.37	18.24
30/06/2017	153.00	4,320.72	2,926.76	1,393.96	0.00	0.00	0.00	4,394.16				54.29	73.44
30/06/2017	129.00	3,642.96	2,642.64	1,000.32	0.00	0.00	0.00	3,704.88				39.29	61.92
30/06/2017	89.00	2,513.36	1,930.32	583.04	0.00	0.00	0.00	2,556.08				23.15	42.72
30/06/2017	36.00	1,016.64	0.00	1,016.64	0.00	0.00	0.00	1,033.92				38.25	17.28
30/06/2017	172.00	4,857.28	4,657.76	199.52	0.00	0.00	0.00	4,939.84				10.43	82.56
30/06/2017	34.00	960.16	0.00	960.16	0.00	0.00	0.00	976.48				36.12	16.32
30/06/2017	35.00	988.40	586.00	402.40	0.00	0.00	0.00	1,005.20				15.51	16.80
30/06/2017	138.00	3,897.12	3,265.07	632.05	0.00	0.00	0.00	3,963.36				25.83	66.24
30/06/2017	30.00	847.20	0.00	847.20	0.00	0.00	0.00	861.60				31.87	14.40
30/06/2017	29.00	818.96	0.00	818.96	0.00	0.00	0.00	832.88				30.81	13.92
30/06/2017	31.00	875.44	0.00	875.44	0.00	0.00	0.00	890.32				32.93	14.88
30/06/2017	31.00	875.44	0.00	875.44	0.00	0.00	0.00	890.32				32.93	14.88



# Mascot Superannuation Fund

## Unrealised Capital Gains as at 30 June 2018

Quantity /Description		Accounting Treatment			Taxation Treatment							
		Market Value	Original Cost	Accounting Gain/(Loss)	Cost Base Calculation				Capital Gains Calculation			
					Tax Free	Tax Deferred	AMIT	Amount	Indexation	Discountable	Other	Deferred
<u>Listed Securities Market</u>												
Australia And New Zealand Banking Group Limited (ASX:ANZ)												
30/06/2017	32.00	903.68	0.00	903.68	0.00	0.00	0.00	919.04			34.00	15.36
30/06/2017	28.00	790.72	0.00	790.72	0.00	0.00	0.00	804.16			29.75	13.44
30/06/2017	27.00	762.48	0.00	762.48	0.00	0.00	0.00	775.44			28.69	12.96
30/06/2017	30.00	847.20	0.00	847.20	0.00	0.00	0.00	861.60			31.87	14.40
30/06/2017	1,065.00	30,075.60	9,975.00	20,100.60	0.00	0.00	0.00	30,586.80			762.50	511.20
30/06/2017	30.00	847.20	0.00	847.20	0.00	0.00	0.00	861.60			31.87	14.40
30/06/2017	40.00	1,129.60	0.00	1,129.60	0.00	0.00	0.00	1,148.80			42.50	19.20
3/07/2017	144.00	4,066.56	4,156.80	(90.24)	0.00	0.00	0.00	4,156.80				90.24
18/12/2017	148.00	4,179.52	4,272.00	(92.48)	0.00	0.00	0.00	4,272.00				92.48
	5,488.00	154,981.12	114,589.32	40,391.80	0.00	0.00	0.00	161,049.71		16.73	1,718.70	6,085.32

# Mascot Superannuation Fund

## Unrealised Capital Gains as at 30 June 2018

		Accounting Treatment			Taxation Treatment								
		Market Value	Original Cost	Accounting Gain/(Loss)	Cost Base Calculation				Capital Gains Calculation				
					Tax Free	Tax Deferred	AMIT	Amount	Indexation	Discountable	Other	Deferred	Capital Loss
<u>Listed Securities Market</u>													
BHP Billiton Limited (ASX:BHP)													
29/01/2008	3,000.00	101,730.00	97,531.52	4,198.48	0.00	0.00	0.00	97,531.52		4,198.48			
11/12/2014	2,000.00	67,820.00	54,971.67	12,848.33	0.00	0.00	0.00	54,971.67		12,848.33			
30/06/2017	13.00	440.83	177.64	263.19	0.00	0.00	0.00	302.64			138.19	4.63	
30/06/2017	15.00	508.65	161.27	347.38	0.00	0.00	0.00	349.20			159.45	6.95	
30/06/2017	14.00	474.74	167.46	307.28	0.00	0.00	0.00	325.92			148.82	5.86	
30/06/2017	13.00	440.83	159.64	281.19	0.00	0.00	0.00	302.64			138.19	5.29	
30/06/2017	134.00	4,543.94	2,094.69	2,449.25	0.00	0.00	0.00	3,119.52			1,424.42	37.91	
30/06/2017	9.00	305.19	140.36	164.83	0.00	0.00	0.00	209.52			95.67	2.56	
30/06/2017	10.00	339.10	136.19	202.91	0.00	0.00	0.00	232.80			106.30	3.57	
30/06/2017	8.00	271.28	135.54	135.74	0.00	0.00	0.00	186.24			85.04	1.87	
30/06/2017	9.00	305.19	125.36	179.83	0.00	0.00	0.00	209.52			95.67	3.11	
30/06/2017	8.00	271.28	131.54	139.74	0.00	0.00	0.00	186.24			85.04	2.03	
30/06/2017	52.00	1,763.32	0.00	1,763.32	0.00	0.00	0.00	1,210.56			552.76	44.78	
30/06/2017	7.00	237.37	107.73	129.64	0.00	0.00	0.00	162.96			74.41	2.04	
30/06/2017	7.00	237.37	100.73	136.64	0.00	0.00	0.00	162.96			74.41	2.30	
30/06/2017	6.00	203.46	91.91	111.55	0.00	0.00	0.00	139.68			63.78	1.77	
30/06/2017	500.00	16,955.00	4,010.75	12,944.25	0.00	0.00	0.00	11,640.00			5,315.00	282.23	
30/06/2017	12.00	406.92	174.82	232.10	0.00	0.00	0.00	279.36			127.56	3.87	
30/06/2017	871.00	29,535.61	0.00	29,535.61	0.00	0.00	0.00	20,276.88			9,258.73	750.11	
	6,688.00	226,790.08	160,418.82	66,371.26	0.00	0.00	0.00	191,799.83		17,046.81	17,943.44	1,160.88	
Blackwall Limited (ASX:BWF)													
30/06/2017	13,430.20	12,758.69	11,378.99	1,379.70	0.00	0.00	0.00	12,087.18			671.51	26.20	
	13,430.20	12,758.69	11,378.99	1,379.70	0.00	0.00	0.00	12,087.18			671.51	26.20	
Blackwall Property Trust - *845 (ASX:BWR)													
19/06/2017	9,118.00	13,221.10	10,120.98	3,100.12	1,048.57	0.00	(1,048.57)	9,072.41		4,148.69			
	9,118.00	13,221.10	10,120.98	3,100.12	1,048.57	0.00	(1,048.57)	9,072.41		4,148.69			
Blackwall Property Trust - Ordinary Units Fully Paid (ASX:BWR)													
30/06/2017	16,000.00	23,200.00	17,418.98	5,781.02	1,840.00	0.00	(1,840.00)	18,960.00			4,240.00	175.39	
	16,000.00	23,200.00	17,418.98	5,781.02	1,840.00	0.00	(1,840.00)	18,960.00			4,240.00	175.39	

# Mascot Superannuation Fund

## Unrealised Capital Gains as at 30 June 2018

Quantity /Description		Accounting Treatment			Taxation Treatment								
		Market Value	Original Cost	Accounting Gain/(Loss)	Cost Base Calculation				Capital Gains Calculation				
					Tax Free	Tax Deferred	AMIT	Amount	Indexation	Discountable	Other	Deferred	Capital Loss
<u>Listed Securities Market</u>													
Commonwealth Bank Of Australia. (ASX:CBA)													
2/04/2015	62.00	4,517.94	5,617.26	(1,099.32)	0.00	0.00	0.00	5,617.26				1,099.32	
30/06/2017	50.00	3,643.50	2,267.20	1,376.30	0.00	0.00	0.00	4,140.50			69.30	497.00	
30/06/2017	38.00	2,769.06	1,919.58	849.48	0.00	0.00	0.00	3,146.78			45.40	377.72	
30/06/2017	50.00	3,643.50	2,729.68	913.82	0.00	0.00	0.00	4,140.50			52.19	497.00	
30/06/2017	54.00	3,934.98	2,126.66	1,808.32	0.00	0.00	0.00	4,471.74			86.75	536.76	
30/06/2017	70.00	5,100.90	2,962.08	2,138.82	0.00	0.00	0.00	5,796.70			104.86	695.80	
30/06/2017	80.00	5,829.60	2,266.78	3,562.82	0.00	0.00	0.00	6,624.80			161.22	795.20	
30/06/2017	54.00	3,934.98	2,398.90	1,536.08	0.00	0.00	0.00	4,471.74			76.68	536.76	
30/06/2017	47.00	3,424.89	2,568.00	856.89	0.00	0.00	0.00	3,892.07			48.98	467.18	
30/06/2017	72.00	5,246.64	3,717.90	1,528.74	0.00	0.00	0.00	5,962.32			83.03	715.68	
30/06/2017	57.00	4,153.59	2,981.88	1,171.71	0.00	0.00	0.00	4,720.17			64.31	566.58	
30/06/2017	91.00	6,631.17	4,354.08	2,277.09	0.00	0.00	0.00	7,535.71			117.70	904.54	
30/06/2017	68.00	4,955.16	3,297.59	1,657.57	0.00	0.00	0.00	5,631.08			86.33	675.92	
30/06/2017	89.00	6,485.43	4,875.75	1,609.68	0.00	0.00	0.00	7,370.09			92.27	884.66	
30/06/2017	61.00	4,445.07	4,204.96	240.11	0.00	0.00	0.00	5,051.41			31.31	606.34	
30/06/2017	72.00	5,246.64	5,250.00	(3.36)	0.00	0.00	0.00	5,962.32			26.35	715.68	
30/06/2017	65.00	4,736.55	4,935.51	(198.96)	0.00	0.00	0.00	5,382.65			16.54	646.10	
30/06/2017	75.00	5,465.25	6,021.16	(555.91)	0.00	0.00	0.00	6,210.75			7.01	745.50	
30/06/2017	37.00	2,696.19	1,605.00	1,091.19	0.00	0.00	0.00	3,063.97			53.97	367.78	
30/06/2017	86.00	6,266.82	6,435.78	(168.96)	0.00	0.00	0.00	7,121.66			25.37	854.84	
30/06/2017	50.00	3,643.50	1,856.00	1,787.50	0.00	0.00	0.00	4,140.50			84.51	497.00	
30/06/2017	54.00	3,934.98	1,628.00	2,306.98	0.00	0.00	0.00	4,471.74			105.20	536.76	
30/06/2017	49.00	3,570.63	520.00	3,050.63	0.00	0.00	0.00	4,057.69			130.87	487.06	
30/06/2017	43.00	3,133.41	620.00	2,513.41	0.00	0.00	0.00	3,560.83			108.79	427.42	
30/06/2017	38.00	2,769.06	472.00	2,297.06	0.00	0.00	0.00	3,146.78			98.95	377.72	
30/06/2017	1,000.00	72,870.00	10,450.00	62,420.00	0.00	0.00	0.00	82,810.00			2,676.84	9,940.00	
30/06/2017	29.00	2,113.23	520.00	1,593.23	0.00	0.00	0.00	2,401.49			69.60	288.26	
30/06/2017	36.00	2,623.32	672.00	1,951.32	0.00	0.00	0.00	2,981.16			85.43	357.84	
30/06/2017	24.00	1,748.88	586.00	1,162.88	0.00	0.00	0.00	1,987.44			51.85	238.56	
30/06/2017	33.00	2,404.71	809.00	1,595.71	0.00	0.00	0.00	2,732.73			71.17	328.02	

# Mascot Superannuation Fund

## Unrealised Capital Gains as at 30 June 2018

Quantity /Description	Accounting Treatment			Taxation Treatment								
	Market Value	Original Cost	Accounting Gain/(Loss)	Cost Base Calculation				Capital Gains Calculation				
				Tax Free	Tax Deferred	AMIT	Amount	Indexation	Discountable	Other	Deferred	Capital Loss
<u>Listed Securities Market</u>												
Commonwealth Bank Of Australia. (ASX:CBA)												
30/06/2017	30.00	2,186.10	726.00	1,460.10	0.00	0.00	0.00	2,484.30			65.05	298.20
30/06/2017	34.00	2,477.58	923.00	1,554.58	0.00	0.00	0.00	2,815.54			70.01	337.96
30/06/2017	26.00	1,894.62	802.00	1,092.62	0.00	0.00	0.00	2,153.06			49.98	258.44
30/06/2017	35.00	2,550.45	1,008.00	1,542.45	0.00	0.00	0.00	2,898.35			69.93	347.90
30/06/2017	29.00	2,113.23	927.00	1,186.23	0.00	0.00	0.00	2,401.49			54.55	288.26
30/06/2017	36.00	2,623.32	1,149.00	1,474.32	0.00	0.00	0.00	2,981.16			67.78	357.84
30/06/2017	40.00	2,914.80	990.00	1,924.80	0.00	0.00	0.00	3,312.40			85.91	397.60
30/06/2017	45.00	3,279.15	1,261.00	2,018.15	0.00	0.00	0.00	3,726.45			91.21	447.30
30/06/2017	38.00	2,769.06	1,201.00	1,568.06	0.00	0.00	0.00	3,146.78			71.98	377.72
30/06/2017	38.00	2,769.06	1,364.00	1,405.06	0.00	0.00	0.00	3,146.78			65.95	377.72
30/06/2017	81.00	5,902.47	5,887.08	15.39	0.00	0.00	0.00	6,707.61			30.35	805.14
	3,066.00	223,419.42	106,906.83	116,512.59	0.00	0.00	0.00	254,378.50			5,455.48	30,959.08
Crown Resorts Limited (ASX:CWN)												
7/02/2007	1,200.00	16,200.00	16,288.74	(88.74)	0.00	0.00	0.00	16,288.74				88.74
	1,200.00	16,200.00	16,288.74	(88.74)	0.00	0.00	0.00	16,288.74				88.74
Cybg PLC - Cdi 1:1 Foreign Exempt Lse (ASX:CYB)												
30/06/2017	1,828.00	10,291.64	7,331.28	2,960.36	0.00	0.00	0.00	8,609.88		1,681.76	47.30	
	1,828.00	10,291.64	7,331.28	2,960.36	0.00	0.00	0.00	8,609.88		1,681.76	47.30	
Mount Gibson Iron Limited (ASX:MGX)												
24/08/2007	15,000.00	6,525.00	21,685.95	(15,160.95)	0.00	0.00	0.00	21,685.95				15,160.95
18/10/2007	10,000.00	4,350.00	26,286.00	(21,936.00)	0.00	0.00	0.00	26,286.00				21,936.00
20/04/2012	449.00	195.31	500.00	(304.69)	0.00	0.00	0.00	500.00				304.69
22/10/2012	702.00	305.37	508.98	(203.61)	0.00	0.00	0.00	508.98				203.61
	26,151.00	11,375.68	48,980.93	(37,605.25)	0.00	0.00	0.00	48,980.93				37,605.25

# Mascot Superannuation Fund

## Unrealised Capital Gains as at 30 June 2018

Quantity /Description		Accounting Treatment			Taxation Treatment								
		Market Value	Original Cost	Accounting Gain/(Loss)	Cost Base Calculation				Capital Gains Calculation				
					Tax Free	Tax Deferred	AMIT	Amount	Indexation	Discountable	Other	Deferred	Capital Loss
<u>Listed Securities Market</u>													
National Australia Bank Limited (ASX:NAB)													
4/07/2001	68.00	1,863.88	2,236.83	(372.95)	0.00	0.00	0.00	2,236.83					372.95
19/07/2001	45.00	1,233.45	1,493.89	(260.44)	0.00	0.00	0.00	1,493.89					260.44
12/12/2001	76.00	2,083.16	2,340.81	(257.65)	0.00	0.00	0.00	2,340.81					257.65
3/07/2002	73.00	2,000.93	2,564.82	(563.89)	0.00	0.00	0.00	2,564.82					563.89
22/11/2002	86.00	2,357.26	2,701.78	(344.52)	0.00	0.00	0.00	2,701.78					344.52
2/07/2003	91.00	2,494.31	2,939.77	(445.46)	0.00	0.00	0.00	2,939.77					445.46
13/07/2005	85.00	2,329.85	2,520.79	(190.94)	0.00	0.00	0.00	2,520.79					190.94
19/12/2005	83.00	2,275.03	2,593.79	(318.76)	0.00	0.00	0.00	2,593.79					318.76
13/07/2006	81.00	2,220.21	2,664.44	(444.23)	0.00	0.00	0.00	2,664.44					444.23
12/12/2006	74.00	2,028.34	2,772.57	(744.23)	0.00	0.00	0.00	2,772.57					744.23
5/03/2007	437.00	11,978.17	17,167.91	(5,189.74)	0.00	0.00	0.00	17,167.91					5,189.74
12/07/2007	84.00	2,302.44	3,308.79	(1,006.35)	0.00	0.00	0.00	3,308.79					1,006.35
18/12/2007	96.00	2,631.36	3,688.56	(1,057.20)	0.00	0.00	0.00	3,688.56					1,057.20
18/12/2013	179.00	4,906.39	5,919.91	(1,013.52)	0.00	0.00	0.00	5,919.91					1,013.52
8/07/2014	192.00	5,262.72	6,209.85	(947.13)	0.00	0.00	0.00	6,209.85					947.13
16/12/2014	206.00	5,646.46	6,385.90	(739.44)	0.00	0.00	0.00	6,385.90					739.44
3/07/2015	202.00	5,536.82	6,593.85	(1,057.03)	0.00	0.00	0.00	6,593.85					1,057.03
13/12/2016	263.00	7,208.83	7,230.12	(21.29)	0.00	0.00	0.00	7,230.12					21.29
30/06/2017	126.00	3,453.66	3,379.14	74.52	0.00	0.00	0.00	3,728.34				12.92	274.68
30/06/2017	220.00	6,030.20	3,880.61	2,149.59	0.00	0.00	0.00	6,509.80				97.26	479.60
30/06/2017	152.00	4,166.32	3,094.66	1,071.66	0.00	0.00	0.00	4,497.68				51.90	331.36
30/06/2017	202.00	5,536.82	4,140.50	1,396.32	0.00	0.00	0.00	5,977.18				67.95	440.36
30/06/2017	146.00	4,001.86	3,500.36	501.50	0.00	0.00	0.00	4,320.14				30.33	318.28
30/06/2017	36.00	986.76	734.91	251.85	0.00	0.00	0.00	1,065.24				12.22	78.48
30/06/2017	183.00	5,016.03	4,221.50	794.53	0.00	0.00	0.00	5,414.97				44.15	398.94
30/06/2017	211.00	5,783.51	4,564.23	1,219.28	0.00	0.00	0.00	6,243.49				62.12	459.98
30/06/2017	231.00	6,331.71	4,842.62	1,489.09	0.00	0.00	0.00	6,835.29				73.71	503.58
30/06/2017	224.00	6,139.84	5,057.54	1,082.30	0.00	0.00	0.00	6,628.16				58.10	488.32
30/06/2017	148.00	4,056.68	3,809.23	247.45	0.00	0.00	0.00	4,379.32				21.09	322.64
30/06/2017	170.00	4,659.70	3,787.30	872.40	0.00	0.00	0.00	5,030.30				45.98	370.60

# Mascot Superannuation Fund

## Unrealised Capital Gains as at 30 June 2018

Quantity /Description		Accounting Treatment			Taxation Treatment							
		Market Value	Original Cost	Accounting Gain/(Loss)	Cost Base Calculation				Capital Gains Calculation			
					Tax Free	Tax Deferred	AMIT	Amount	Indexation	Discountable	Other	Deferred
<u>Listed Securities Market</u>												
National Australia Bank Limited (ASX:NAB)												
30/06/2017	92.00	2,521.72	2,462.77	58.95	0.00	0.00	0.00	2,722.28			9.60	200.56
30/06/2017	246.00	6,742.86	6,759.46	(16.60)	0.00	0.00	0.00	7,279.14			19.23	536.28
30/06/2017	83.00	2,275.03	2,306.79	(31.76)	0.00	0.00	0.00	2,455.97			5.52	180.94
30/06/2017	45.00	1,233.45	1,281.89	(48.44)	0.00	0.00	0.00	1,331.55			1.84	98.10
30/06/2017	73.00	2,000.93	2,053.82	(52.89)	0.00	0.00	0.00	2,160.07			3.93	159.14
30/06/2017	75.00	2,055.75	1,840.81	214.94	0.00	0.00	0.00	2,219.25			14.00	163.50
30/06/2017	134.00	3,672.94	2,990.66	682.28	0.00	0.00	0.00	3,965.06			36.05	292.12
30/06/2017	114.00	3,124.74	2,733.72	391.02	0.00	0.00	0.00	3,373.26			23.66	248.52
30/06/2017	60.00	1,644.60	1,373.85	270.75	0.00	0.00	0.00	1,775.40			14.85	130.80
30/06/2017	114.00	3,124.74	2,588.72	536.02	0.00	0.00	0.00	3,373.26			29.02	248.52
30/06/2017	195.00	5,344.95	5,471.00	(126.05)	0.00	0.00	0.00	5,770.05			11.06	425.10
30/06/2017	114.00	3,124.74	2,311.71	813.03	0.00	0.00	0.00	3,373.26			39.27	248.52
30/06/2017	1,676.00	45,939.16	26,396.81	19,542.35	0.00	0.00	0.00	49,592.84			858.10	3,653.68
30/06/2017	85.00	2,329.85	2,378.79	(48.94)	0.00	0.00	0.00	2,515.15			5.05	185.30
5/07/2017	250.00	6,852.50	7,500.24	(647.74)	0.00	0.00	0.00	7,500.24				647.74
13/12/2017	261.00	7,154.01	7,747.74	(593.73)	0.00	0.00	0.00	7,747.74				593.73
	8,087.00	221,664.67	204,545.76	17,118.91	0.00	0.00	0.00	249,118.81			1,648.91	27,454.14
Onemarket Limited (ASX:OMN)												
7/06/2018	132.00	168.96	177.64	(8.68)	0.00	0.00	0.00	177.64				8.68
	132.00	168.96	177.64	(8.68)	0.00	0.00	0.00	177.64				8.68
Pelathon Pub Group - Stapled Securities to BWR (ASX:BWRXE)												
30/06/2017	3,971.00	4,328.39	2,446.02	1,882.37	0.00	228.68	0.00	4,615.94			88.73	287.55
	3,971.00	4,328.39	2,446.02	1,882.37	0.00	228.68	0.00	4,615.94			88.73	287.55
Perpetual Limited (ASX:PPT)												
22/03/2007	275.00	11,440.00	20,851.88	(9,411.88)	0.00	0.00	0.00	20,851.88				9,411.88
24/08/2007	225.00	9,360.00	17,822.67	(8,462.67)	0.00	0.00	0.00	17,822.67				8,462.67
30/06/2017	500.00	20,800.00	23,637.18	(2,837.18)	0.00	0.00	0.00	27,935.00			158.99	7,135.00
	1,000.00	41,600.00	62,311.73	(20,711.73)	0.00	0.00	0.00	66,609.55			158.99	25,009.55

# Mascot Superannuation Fund

## Unrealised Capital Gains as at 30 June 2018

Quantity /Description		Accounting Treatment			Taxation Treatment								
		Market Value	Original Cost	Accounting Gain/(Loss)	Cost Base Calculation				Capital Gains Calculation				
					Tax Free	Tax Deferred	AMIT	Amount	Indexation	Discountable	Other	Deferred	Capital Loss
<u>Listed Securities Market</u>													
Qantas Airways Limited (ASX:QAN)													
30/06/2017	141.00	868.56	335.46	533.10	0.00	0.00	0.00	806.52		62.04	17.43		
30/06/2017	173.00	1,065.68	586.72	478.96	0.00	0.00	0.00	989.56		76.12	14.90		
30/06/2017	151.00	930.16	574.02	356.14	0.00	0.00	0.00	863.72		66.44	10.72		
30/06/2017	161.00	991.76	499.57	492.19	0.00	0.00	0.00	920.92		70.84	15.59		
30/06/2017	140.00	862.40	488.71	373.69	0.00	0.00	0.00	800.80		61.60	11.55		
30/06/2017	132.00	813.12	426.67	386.45	0.00	0.00	0.00	755.04		58.08	12.15		
30/06/2017	111.00	683.76	371.81	311.95	0.00	0.00	0.00	634.92		48.84	9.73		
30/06/2017	125.00	770.00	404.38	365.62	0.00	0.00	0.00	715.00		55.00	11.49		
30/06/2017	114.00	702.24	353.08	349.16	0.00	0.00	0.00	652.08		50.16	11.06		
30/06/2017	80.00	492.80	342.41	150.39	0.00	0.00	0.00	457.60		35.20	4.26		
30/06/2017	915.00	5,636.40	2,749.89	2,886.51	0.00	0.00	0.00	5,233.80		402.60	91.89		
30/06/2017	93.00	572.88	288.22	284.66	0.00	0.00	0.00	531.96		40.92	9.02		
30/06/2017	99.00	609.84	391.75	218.09	0.00	0.00	0.00	566.28		43.56	6.45		
30/06/2017	318.00	1,958.88	1,032.11	926.77	0.00	0.00	0.00	1,818.96		139.92	29.11		
30/06/2017	115.00	708.40	338.83	369.57	0.00	0.00	0.00	657.80		50.60	11.80		
30/06/2017	104.00	640.64	454.53	186.11	0.00	0.00	0.00	594.88		45.76	5.19		
30/06/2017	144.00	887.04	373.73	513.31	0.00	0.00	0.00	823.68		63.36	16.65		
30/06/2017	141.00	868.56	291.19	577.37	0.00	0.00	0.00	806.52		62.04	19.07		
30/06/2017	144.00	887.04	0.00	887.04	0.00	0.00	0.00	823.68		63.36	30.47		
30/06/2017	182.00	1,121.12	0.00	1,121.12	0.00	0.00	0.00	1,041.04		80.08	38.51		
30/06/2017	188.00	1,158.08	0.00	1,158.08	0.00	0.00	0.00	1,075.36		82.72	39.78		
30/06/2017	1,773.00	10,921.68	3,648.10	7,273.58	0.00	0.00	0.00	10,141.56		780.12	240.21		
30/06/2017	270.00	1,663.20	937.38	725.82	0.00	0.00	0.00	1,544.40		118.80	22.45		
30/06/2017	224.00	1,379.84	316.60	1,063.24	0.00	0.00	0.00	1,281.28		98.56	35.69		
	6,038.00	37,194.08	15,205.16	21,988.92	0.00	0.00	0.00	34,537.36		2,656.72	715.17		
Scentre Group - Stapled Securities (ASX:SCG)													
30/06/2017	2,409.00	10,575.51	5,501.28	5,074.23	0.00	47.94	0.00	9,708.51		867.00	157.86		
30/06/2017	3,270.00	14,355.30	2,346.34	12,008.96	0.00	65.09	0.00	13,178.41		1,176.89	403.73		
	5,679.00	24,930.81	7,847.62	17,083.19	0.00	113.03	0.00	22,886.92		2,043.89	561.59		

# Mascot Superannuation Fund

## Unrealised Capital Gains as at 30 June 2018

		Accounting Treatment			Taxation Treatment								
		Market Value	Original Cost	Accounting Gain/(Loss)	Cost Base Calculation				Capital Gains Calculation				
					Tax Free	Tax Deferred	AMIT	Amount	Indexation	Discountable	Other	Deferred	Capital Loss
<u>Listed Securities Market</u>													
Sensen Networks Limited (ASX:SNS)													
29/07/2011	10,000.00	1,600.00	25,000.00	(23,400.00)	0.00	0.00	0.00	25,000.00					23,400.00
	10,000.00	1,600.00	25,000.00	(23,400.00)	0.00	0.00	0.00	25,000.00					23,400.00
South32 Limited (ASX:S32)													
30/06/2017	6,688.00	24,143.68	12,260.19	11,883.49	0.00	0.00	0.00	17,923.84			6,219.84	209.52	
	6,688.00	24,143.68	12,260.19	11,883.49	0.00	0.00	0.00	17,923.84			6,219.84	209.52	
Telstra Corporation Limited. (ASX:TLS)													
25/11/1997	5,400.00	14,148.00	31,050.00	(16,902.00)	0.00	0.00	0.00	31,050.00					16,902.00
21/09/2007	174.00	455.88	756.00	(300.12)	0.00	0.00	0.00	756.00					300.12
30/06/2017	183.00	479.46	780.36	(300.90)	0.00	0.00	0.00	786.90				0.24	307.44
	5,757.00	15,083.34	32,586.36	(17,503.02)	0.00	0.00	0.00	32,592.90				0.24	17,509.56
Unibail-Rodamco-Westfield - Cdi 20:1 Foreign Exempt Xpar (ASX:URW)													
30/06/2017	333.00	4,885.11	1,339.66	3,545.45	0.00	0.00	0.00	4,734.19			150.92	127.47	
7/06/2018	627.00	9,198.09	9,195.52	2.57	0.00	0.00	0.00	9,195.52			2.57		
	960.00	14,083.20	10,535.18	3,548.02	0.00	0.00	0.00	13,929.71			153.49	127.47	



# Mascot Superannuation Fund

## Unrealised Capital Gains as at 30 June 2018

Quantity /Description		Accounting Treatment			Taxation Treatment								
		Market Value	Original Cost	Accounting Gain/(Loss)	Cost Base Calculation				Capital Gains Calculation				
					Tax Free	Tax Deferred	AMIT	Amount	Indexation	Discountable	Other	Deferred	Capital Loss
<u>Listed Securities Market</u>													
Wesfarmers Limited (ASX:WES)													
28/03/2013	10.00	493.60	416.97	76.63	0.00	0.00	0.00	416.97		76.63			
27/09/2013	14.00	691.04	567.27	123.77	0.00	0.00	0.00	567.27		123.77			
9/10/2014	14.00	691.04	664.38	26.66	0.00	0.00	0.00	664.38		26.66			
2/04/2015	12.00	592.32	530.44	61.88	0.00	0.00	0.00	530.44		61.88			
7/04/2016	14.00	691.04	568.75	122.29	0.00	0.00	0.00	568.75		122.29			
5/10/2016	14.00	691.04	607.05	83.99	0.00	0.00	0.00	607.05		83.99			
28/03/2017	16.00	789.76	672.59	117.17	0.00	0.00	0.00	672.59		117.17			
30/06/2017	15.00	740.40	568.97	171.43	0.00	0.00	0.00	601.80			138.60	1.21	
30/06/2017	12.00	592.32	479.60	112.72	0.00	0.00	0.00	481.44			110.88	0.07	
30/06/2017	14.00	691.04	497.58	193.46	0.00	0.00	0.00	561.68			129.36	2.37	
30/06/2017	13.00	641.68	354.51	287.17	0.00	0.00	0.00	521.56			120.12	6.18	
30/06/2017	14.00	691.04	420.83	270.21	0.00	0.00	0.00	561.68			129.36	5.21	
30/06/2017	10.00	493.60	316.21	177.39	0.00	0.00	0.00	401.20			92.40	3.15	
30/06/2017	10.00	493.60	333.81	159.79	0.00	0.00	0.00	401.20			92.40	2.49	
30/06/2017	8.00	394.88	257.70	137.18	0.00	0.00	0.00	320.96			73.92	2.34	
30/06/2017	11.00	542.96	271.64	271.32	0.00	0.00	0.00	441.32			101.64	6.28	
30/06/2017	17.00	839.12	674.88	164.24	0.00	0.00	0.00	682.04			157.08	0.27	
30/06/2017	18.00	888.48	574.70	313.78	0.00	0.00	0.00	722.16			166.32	5.45	
30/06/2017	8.00	394.88	272.60	122.28	0.00	0.00	0.00	320.96			73.92	1.79	
30/06/2017	4.00	197.44	150.50	46.94	0.00	0.00	0.00	160.48			36.96	0.37	
30/06/2017	9.00	444.24	337.94	106.30	0.00	0.00	0.00	361.08			83.16	0.85	
30/06/2017	11.00	542.96	271.53	271.43	0.00	0.00	0.00	441.32			101.64	6.28	
30/06/2017	387.00	19,102.32	10,304.97	8,797.35	0.00	0.00	0.00	15,526.44			3,575.88	193.16	
30/06/2017	14.00	691.04	213.24	477.80	0.00	0.00	0.00	561.68			129.36	12.89	
28/09/2017	19.00	937.84	802.80	135.04	0.00	0.00	0.00	802.80			135.04		
5/04/2018	17.00	839.12	708.64	130.48	0.00	0.00	0.00	708.64			130.48		
	705.00	34,798.80	21,840.10	12,958.70	0.00	0.00	0.00	28,607.89		612.39	5,578.52	250.36	

# Mascot Superannuation Fund

## Unrealised Capital Gains as at 30 June 2018

Quantity /Description		Accounting Treatment			Taxation Treatment								
		Market Value	Original Cost	Accounting Gain/(Loss)	Cost Base Calculation				Capital Gains Calculation				
					Tax Free	Tax Deferred	AMIT	Amount	Indexation	Discountable	Other	Deferred	Capital Loss
<u>Listed Securities Market</u>													
Westpac Banking Corporation (ASX:WBC)													
19/12/2013	206.00	6,035.80	6,684.58	(648.78)	0.00	0.00	0.00	6,684.58					648.78
2/07/2014	184.00	5,391.20	6,324.30	(933.10)	0.00	0.00	0.00	6,324.30					933.10
19/12/2014	203.00	5,947.90	6,634.12	(686.22)	0.00	0.00	0.00	6,634.12					686.22
2/07/2015	216.00	6,328.80	6,895.02	(566.22)	0.00	0.00	0.00	6,895.02					566.22
21/12/2015	225.00	6,592.50	7,161.75	(569.25)	0.00	0.00	0.00	7,161.75					569.25
30/06/2017	233.00	6,826.90	4,725.60	2,101.30	0.00	0.00	0.00	7,108.83				88.17	281.93
30/06/2017	199.00	5,830.70	4,338.08	1,492.62	0.00	0.00	0.00	6,071.49				64.13	240.79
30/06/2017	219.00	6,416.70	6,337.92	78.78	0.00	0.00	0.00	6,681.69				12.72	264.99
30/06/2017	189.00	5,537.70	4,084.06	1,453.64	0.00	0.00	0.00	5,766.39				62.23	228.69
30/06/2017	155.00	4,541.50	3,486.60	1,054.90	0.00	0.00	0.00	4,729.05				45.96	187.55
30/06/2017	1,620.00	47,466.00	43,926.33	3,539.67	0.00	0.00	0.00	49,426.20				203.46	1,960.20
30/06/2017	154.00	4,512.20	2,843.68	1,668.52	0.00	0.00	0.00	4,698.54				68.62	186.34
30/06/2017	247.00	7,237.10	5,034.80	2,202.30	0.00	0.00	0.00	7,535.97				92.53	298.87
30/06/2017	380.00	11,134.00	9,815.20	1,318.80	0.00	0.00	0.00	11,593.80				65.79	459.80
30/06/2017	1,000.00	29,300.00	25,628.85	3,671.15	0.00	0.00	0.00	30,510.00				180.57	1,210.00
30/06/2017	2,078.00	60,885.40	38,068.85	22,816.55	0.00	0.00	0.00	63,399.78				937.07	2,514.38
30/06/2017	132.00	3,867.60	3,139.20	728.40	0.00	0.00	0.00	4,027.32				32.85	159.72
30/06/2017	215.00	6,299.50	5,365.08	934.42	0.00	0.00	0.00	6,559.65				44.19	260.15
	7,855.00	230,151.50	190,494.02	39,657.48	0.00	0.00	0.00	241,808.48				1,898.29	11,656.98

Quantity /Description		Accounting Treatment			Taxation Treatment								
		Market Value	Original Cost	Accounting Gain/(Loss)	Cost Base Calculation				Capital Gains Calculation				
					Tax Free	Tax Deferred	AMIT	Amount	Indexation	Discountable	Other	Deferred	Capital Loss
<u>Listed Securities Market</u>													
Woodside Petroleum Limited (ASX:WPL)													
7/02/2007	650.00	23,049.00	24,807.17	(1,758.17)	0.00	0.00	0.00	24,807.17				1,758.17	
22/03/2007	275.00	9,751.50	10,015.39	(263.89)	0.00	0.00	0.00	10,015.39				263.89	
26/09/2007	9.00	319.14	453.25	(134.11)	0.00	0.00	0.00	453.25				134.11	
29/01/2008	2,500.00	88,650.00	111,082.63	(22,432.63)	0.00	0.00	0.00	111,082.63				22,432.63	
1/10/2008	52.00	1,843.92	2,747.18	(903.26)	0.00	0.00	0.00	2,747.18				903.26	
6/04/2009	54.00	1,914.84	1,917.28	(2.44)	0.00	0.00	0.00	1,917.28				2.44	
5/10/2009	40.00	1,418.40	1,946.98	(528.58)	0.00	0.00	0.00	1,946.98				528.58	
31/03/2010	44.00	1,560.24	1,968.98	(408.74)	0.00	0.00	0.00	1,968.98				408.74	
23/09/2010	48.00	1,702.08	2,041.90	(339.82)	0.00	0.00	0.00	2,041.90				339.82	
6/04/2011	47.00	1,666.62	2,001.17	(334.55)	0.00	0.00	0.00	2,001.17				334.55	
30/09/2011	59.00	2,092.14	1,950.26	141.88	0.00	0.00	0.00	1,950.26		141.88			
4/04/2012	55.00	1,950.30	1,925.21	25.09	0.00	0.00	0.00	1,925.21		25.09			
2/10/2012	70.00	2,482.20	2,418.62	63.58	0.00	0.00	0.00	2,418.62		63.58			
11/12/2014	2,000.00	70,920.00	69,776.32	1,143.68	0.00	0.00	0.00	69,776.32		1,143.68			
30/06/2017	134.00	4,751.64	3,534.68	1,216.96	0.00	0.00	0.00	4,002.58			749.06	17.31	
	6,037.00	214,072.02	238,587.02	(24,515.00)	0.00	0.00	0.00	239,054.92		1,374.23	749.06	17.31	
Worleyparsons Limited (ASX:WOR)													
22/03/2007	360.00	6,292.80	9,916.40	(3,623.60)	0.00	0.00	0.00	9,916.40				3,623.60	
30/06/2017	5,000.00	87,400.00	50,676.97	36,723.03	0.00	0.00	0.00	56,100.00			31,300.00	200.61	
	5,360.00	93,692.80	60,593.37	33,099.43	0.00	0.00	0.00	66,016.40			31,300.00	200.61	
<b>Listed Securities MarketTotal</b>		1,697,472.78	1,433,468.47	264,004.31	2,888.57	341.71	(2,888.57)	1,832,079.43		23,198.85	78,843.83	14,918.69	
<b>Managed Funds Market</b>													

# Mascot Superannuation Fund

## Unrealised Capital Gains as at 30 June 2018

Quantity /Description		Accounting Treatment			Taxation Treatment								
		Market Value	Original Cost	Accounting Gain/(Loss)	Cost Base Calculation				Capital Gains Calculation				
					Tax Free	Tax Deferred	AMIT	Amount	Indexation	Discountable	Other	Deferred	Capital Loss
<u>Managed Funds Market</u>													
Australian Unity Diversified Property Fund													
21/08/2006	24,250.00	24,412.47	25,000.00	(587.53)	1,346.96	2,023.57	(1,346.96)	21,629.47		2,783.00			
30/06/2017	463.00	466.10	371.81	94.29	25.72	0.00	(25.72)	401.63			64.47	3.49	
30/06/2017	507.00	510.40	404.64	105.76	28.16	0.00	(28.16)	439.80			70.60	3.91	
30/06/2017	503.00	506.37	396.97	109.40	27.92	0.00	(27.92)	436.35			70.02	4.04	
30/06/2017	637.00	641.27	494.47	146.80	35.40	0.00	(35.40)	552.55			88.72	5.43	
30/06/2017	585.00	588.92	475.34	113.58	32.48	0.00	(32.48)	507.47			81.45	4.19	
30/06/2017	559.00	562.75	456.91	105.84	31.04	0.00	(31.04)	484.92			77.83	3.91	
	27,504.00	27,688.28	27,600.14	88.14	1,527.68	2,023.57	(1,527.68)	24,452.19		2,783.00	453.09	24.97	
<b>Managed Funds MarketTotal</b>		27,688.28	27,600.14	88.14	1,527.68	2,023.57	(1,527.68)	24,452.19		2,783.00	453.09	24.97	
<u>Property Direct Market</u>													
11 Aerolink Drive, Tullamarine													
30/06/2017	1.00	2,100,000.00	1,413,095.30	686,904.70	0.00	0.00	0.00	2,100,000.00			0.00	25,410.89	
	1.00	2,100,000.00	1,413,095.30	686,904.70	0.00	0.00	0.00	2,100,000.00			0.00	25,410.89	
15-17 (Lot 7) Ironstone Road, Berrinba QLD 4117													
30/06/2017	1.00	1,800,000.00	1,650,646.12	149,353.88	0.00	0.00	0.00	1,800,000.00			0.00	5,525.10	
	1.00	1,800,000.00	1,650,646.12	149,353.88	0.00	0.00	0.00	1,800,000.00			0.00	5,525.10	
18 Boom Street, Gnangara, WA 6077													
28/01/2016	1.00	1,200,000.00	1,393,520.80	(193,520.80)	0.00	0.00	0.00	1,393,520.80				193,520.80	
	1.00	1,200,000.00	1,393,520.80	(193,520.80)	0.00	0.00	0.00	1,393,520.80			0.00	193,520.80	
22 Tarlington Place, Smithfield NSW 2164													
14/06/2018	1.00	3,400,000.00	3,400,000.00	0.00	0.00	0.00	0.00	3,400,000.00			0.00		
	1.00	3,400,000.00	3,400,000.00	0.00	0.00	0.00	0.00	3,400,000.00			0.00		
37 Tarlington Place, Smithfield													
30/06/2017	1.00	8,400,000.00	3,483,496.58	4,916,503.42	0.00	0.00	0.00	6,750,000.00		1,650,000.00	120,838.85		
	1.00	8,400,000.00	3,483,496.58	4,916,503.42	0.00	0.00	0.00	6,750,000.00		1,650,000.00	120,838.85		
Unit 16/82 Reserve Rd Artarmon NSW 2064													
30/06/2017	1.00	1,649,000.00	958,038.90	690,961.10	0.00	0.00	0.00	1,200,000.00		449,000.00	8,950.95		
	1.00	1,649,000.00	958,038.90	690,961.10	0.00	0.00	0.00	1,200,000.00		449,000.00	8,950.95		

# Mascot Superannuation Fund

## Unrealised Capital Gains as at 30 June 2018

Quantity /Description		Accounting Treatment			Taxation Treatment								
		Market Value	Original Cost	Accounting Gain/(Loss)	Cost Base Calculation				Capital Gains Calculation				
					Tax Free	Tax Deferred	AMIT	Amount	Indexation	Discountable	Other	Deferred	Capital Loss
<b>Property Direct MarketTotal</b>		18,549,000.00	12,298,797.70	6,250,202.30	0.00	0.00	0.00	16,643,520.80			2,099,000.00	160,725.79	193,520.80
<b><u>Unlisted Market</u></b>													
<b>Bakehouse Quarter Trust</b>													
30/06/2017	7,068.53	77,541.77	25,693.46	51,848.31	0.00	2,756.91	0.00	56,548.06			20,993.71	1,612.94	
	7,068.53	77,541.77	25,693.46	51,848.31	0.00	2,756.91	0.00	56,548.06			20,993.71	1,612.94	
<b>OMIP-220 Limited - Series 7</b>													
30/06/2017	50,000.00	99,760.00	50,000.00	49,760.00	0.00	0.00	0.00	99,605.00			155.00	1,835.05	
	50,000.00	99,760.00	50,000.00	49,760.00	0.00	0.00	0.00	99,605.00			155.00	1,835.05	
<b>Pelorus Private Equity Limited</b>													
30/06/2017	134,302.00	20,011.00	18,409.33	1,601.67	0.00	0.00	0.00	19,473.79			537.21	39.38	
	134,302.00	20,011.00	18,409.33	1,601.67	0.00	0.00	0.00	19,473.79			537.21	39.38	
<b>Space Pac Holdings Ltd</b>													
30/06/2009	4,000,000.00	0.00	40,000.00	(40,000.00)	0.00	0.00	0.00	40,000.00					40,000.00
	4,000,000.00	0.00	40,000.00	(40,000.00)	0.00	0.00	0.00	40,000.00					40,000.00
<b>Unlisted MarketTotal</b>		197,312.77	134,102.79	63,209.98	0.00	2,756.91	0.00	215,626.85			21,685.92	3,487.37	40,000.00

**Mascot Superannuation Fund**  
**Unrealised Capital Gains as at 30 June 2018**

**Capital Gains Tax Return Summary**

	Indexation	Discount	Other	Deferred	Total Capital Gains	Capital Losses
<b>Current Year Capital Gains</b>						
Shares & Units - Listed Shares	0.00	19,050.00	72,559.00	14,181.00	105,790.00	236,649.00
Shares & Units - Other Shares	0.00	0.00	692.00	1,874.00	2,566.00	40,000.00
Shares & Units - Listed Trusts	0.00	4,148.00	6,283.00	736.00	11,167.00	0.00
Shares & Units - Other Units	0.00	2,783.00	21,446.00	1,637.00	25,866.00	0.00
Australian Real Estate	0.00	0.00	2,099,000.00	160,725.00	2,259,725.00	193,520.00
Other Real Estate	0.00	0.00	0.00	0.00	0.00	0.00
Collectables	0.00	0.00	0.00	0.00	0.00	0.00
Other CGT Assets & Other CGT Events	0.00	0.00	0.00	0.00	0.00	0.00
Distributed Capital Gains from Trusts	0.00	0.00	0.00	0.00	0.00	0.00
	0.00	25,981.00	2,199,980.00	179,153.00	2,405,114.00	470,169.00
<b>Capital Losses Applied</b>						
Current Year	0.00	0.00	291,016.00	179,153.00	470,169.00	
Prior Years	0.00	0.00	38,594.00	0.00	38,594.00	
	0.00	0.00	329,610.00	179,153.00	508,763.00	
<b>Net Capital Gains</b>						
Net Gain after applying losses	0.00	25,981.00	1,870,370.00	0.00	1,896,351.00	
Discount applicable		8,660.00				
Net Gain after applying discount	0.00	17,321.00	1,870,370.00	0.00	1,887,691.00	

**Gains/Losses on Custom Holding Accounts**

Account Name	Book Cost	Value	Gain/(Loss)	Tax Rate %	Tax Effect
--------------	-----------	-------	-------------	------------	------------

***Custom Holding Accounts Totals***