
Workpapers - 2021 Financial Year

Crossley Stephenson Superannuation Fund

Preparer: Kelly Fu

Reviewer: Kelly Fu

Printed: 02 August 2021

Lead Schedule

2021 Financial Year

Code	Workpaper	CY Balance	LY Balance	Change	Status
23800	Distributions Received		(\$618.11)	100%	N/A - Not Applicable
23900	Dividends Received	(\$11.30)	(\$3,060.78)	(99.63)%	Completed
24200	Contributions	(\$33,645.13)	(\$141,155.78)	(76.16)%	Completed
24700	Changes in Market Values of Investments	(\$140,678.62)	(\$12,614.24)	1015.24%	Completed
25000	Interest Received	(\$14.19)	(\$20.42)	(30.51)%	Completed
28000	Property Income	(\$155,950.23)	(\$155,069.82)	0.57%	Completed
30100	Accountancy Fees	\$5,940.00	\$5,940.00	0%	Completed
30400	ATO Supervisory Levy	\$259.00	\$259.00	0%	Completed
30700	Auditor's Remuneration	\$1,320.00	\$1,320.00	0%	Completed
30800	ASIC Fees	\$273.00	\$267.00	2.25%	Completed
30900	Advisor Fees		\$410.00	100%	N/A - Not Applicable
31500	Bank Charges		\$708.73	100%	N/A - Not Applicable
31800	Borrowing Expenses	\$3,111.03	\$1,580.41	96.85%	Completed
33400	Depreciation	\$21,832.41	\$13,707.72	59.27%	Completed
39000	Life Insurance Premiums	\$4,630.60	\$4,341.88	6.65%	Completed
41800	Postage, Printing and Stationery		\$131.82	100%	N/A - Not Applicable
41960	Property Expenses - Council Rates	\$12,844.51	\$10,464.21	22.75%	Completed

Code	Workpaper	CY Balance	LY Balance	Change	Status
41980	Property Expenses - Insurance Premium	\$3,749.88	\$3,904.07	(3.95)%	Completed
42010	Property Expenses - Interest on Loans	\$49,319.40	\$28,155.93	75.17%	Completed
42020	Property Expenses - Land Tax	\$1,865.75	\$1,741.95	7.11%	Completed
42060	Property Expenses - Repairs Maintenance	\$1,938.64	\$612.19	216.67%	Completed
42100	Property Expenses - Strata Levy Fees	\$8,104.05	\$4,946.34	63.84%	Completed
42110	Property Expenses - Sundry Expenses		\$1,300.00	100%	N/A - Not Applicable
42150	Property Expenses - Water Rates	\$3,006.91	\$3,897.61	(22.85)%	Completed
48100	Division 293 Tax	\$4,388.05	\$7,485.90	(41.38)%	Completed
48500	Income Tax Expense	\$23,682.37	\$16,639.94	42.32%	Completed
49000	Profit/Loss Allocation Account	\$184,033.87	\$204,724.45	(10.11)%	Completed
50000	Members	(\$1,754,252.27)	(\$1,565,784.84)	12.04%	Completed
59200	Contribution Reserve	(\$1,902.07)	(\$6,335.63)	(69.98)%	Completed
60400	Bank Accounts	\$11,671.59	\$23,642.18	(50.63)%	Completed
62550	Reinvestment Residual Account	\$98.38	\$106.91	(7.98)%	Completed
66000	Prepaid Borrowing Expenses	\$9,990.83	\$13,101.86	(23.74)%	Completed
68000	Sundry Debtors	\$21,211.58	\$56,725.20	(62.61)%	Completed

Code	Workpaper	CY Balance	LY Balance	Change	Status
76550	Plant and Equipment (at written down value) - Unitised	\$4,504.37	\$4,730.78	(4.79)%	Completed
77250	Real Estate Properties (Australian - Non Residential)	\$2,433,042.63	\$2,314,095.93	5.14%	Completed
77600	Shares in Listed Companies (Australian)	\$401.19	\$255.44	57.06%	Completed
84000	GST Payable/Refundable	(\$12,207.32)	(\$14,379.03)	(15.1)%	Completed
85000	Income Tax Payable /Refundable	\$11,046.89	(\$1,882.10)	(686.94)%	Completed
85500	Limited Recourse Borrowing Arrangements	(\$695,505.40)	(\$814,952.56)	(14.66)%	Completed
86000	PAYG Payable	(\$4,106.00)	(\$3,636.00)	12.93%	Completed
89000	Deferred Tax Liability /Asset	(\$23,994.40)	(\$5,688.14)	321.83%	Completed
A	Financial Statements				N/A - Not Applicable
B	Permanent Documents				N/A - Not Applicable
C	Other Documents				N/A - Not Applicable
D	Pension Documentation				N/A - Not Applicable
E	Estate Planning				N/A - Not Applicable

23800 - Distributions Received

2021 Financial Year

Preparer Kelly Fu

Reviewer Kelly Fu

Status N/A - Not Applicable

Account Code	Description	CY Balance	LY Balance	Change
ALX.AX	Atlas Arteria		(\$167.55)	100%
APA.AX	Apa Group		(\$150.36)	100%
SKI.AX	Spark Infrastructure Group		(\$237.75)	100%
STW.AX	Spdr S&p/asx 200 Fund		(\$62.45)	100%
TOTAL		CY Balance	LY Balance	
			(\$618.11)	

Supporting Documents

No supporting documents

Standard Checklist

- Attach a copy of all Tax Statements.
- Attach a copy of Distribution Reconciliation Report
- Ensure all Distributions have been reviewed on [Distribution Tax Automation](#)

23900 - Dividends Received

2021 Financial Year

Preparer Kelly Fu

Reviewer Kelly Fu

Status Completed

Account Code	Description	CY Balance	LY Balance	Change
AGL.AX	AGL Energy Limited.		(\$231.68)	100%
ANZ.AX	Australia And New Zealand Banking Group Limited	(\$3.60)	(\$275.20)	(98.69)%
AWC.AX	Alumina Limited		(\$145.26)	100%
BHP.AX	BHP Group Limited		(\$276.30)	100%
BXB.AX	Brambles Limited		(\$149.63)	100%
CBA.AX	Commonwealth Bank Of Australia.		(\$203.28)	100%
DOW.AX	Downer Edi Limited		(\$228.48)	100%
EHE.AX	Estia Health Limited		(\$115.44)	100%
IAG.AX	Insurance Australia Group Limited		(\$142.60)	100%
JHG.AX	Janus Henderson Group Plc		(\$104.93)	100%
MIN.AX	Mineral Resources Limited		(\$65.10)	100%
QBE.AX	QBE Insurance Group Limited		(\$67.75)	100%
REG.AX	Regis Healthcare Limited		(\$86.74)	100%
RIO.AX	RIO Tinto Limited		(\$221.46)	100%
WBC.AX	Westpac Banking Corporation	(\$7.70)	(\$207.20)	(96.28)%
WES.AX	Wesfarmers Limited		(\$109.98)	100%
WHC.AX	Whitehaven Coal Limited		(\$343.50)	100%
WPL.AX	Woodside Petroleum Ltd		(\$86.25)	100%

TOTAL	CY Balance	LY Balance
	(\$11.30)	(\$3,060.78)

Supporting Documents

- Investment Income Comparison Report Report
- Dividend Reconciliation Report Report
- ANZ_Reinvestment_Plan_Advice_2020_12_16.pdf ANZ . AX
- ANZ_Reinvestment_Plan_Advice_2020_09_30.pdf ANZ . AX
- WBC_Dividend_Advice_2020_12_18.pdf WBC . AX
- WBC_Dividend_Advice_2021_06_25.pdf WBC . AX

Standard Checklist

- Attach copies of all dividend statements.
- Attach copy of Dividend Reconciliation Report
- Attach copy of Investment Income Comparison Report

Crossley Stephenson Superannuation Fund

Dividend Reconciliation Report

For The Period 01 July 2020 - 30 June 2021

Date	Net Payment Received	Australian Income			Foreign Income			Withheld		
		Unfranked	Franked	Franking Credits	Foreign Income	Foreign Credits	NZ Credits	TFN Withheld	Non-Resident	LIC Deduction
Shares in Listed Companies (Australian)										
ANZ.AX Australia And New Zealand Banking Group Limited										
30/09/2020	1.50	0.00	1.50	0.64						
16/12/2020	2.10	0.00	2.10	0.90						
	3.60	0.00	3.60	1.54						
WBC.AX Westpac Banking Corporation										
18/12/2020	2.48	0.00	2.48	1.06						
25/06/2021	5.22	0.00	5.22	2.24						
	7.70	0.00	7.70	3.30						
	11.30	0.00	11.30	4.84						

Crossley Stephenson Superannuation Fund

Dividend Reconciliation Report

For The Period 01 July 2020 - 30 June 2021

Date	Net Payment Received	Australian Income			Foreign Income			Withheld		
		Unfranked	Franked	Franking Credits	Foreign Income	Foreign Credits	NZ Credits	TFN Withheld	Non-Resident	LIC Deduction
TOTAL	11.30	0.00	11.30	4.84						

Tax Return Reconciliation

	Totals	Tax Return Label
Unfranked	0.00	J
Franked Dividends	11.30	K
Franking Credits	4.84	L

Crossley Stephenson Superannuation Fund

Investment Income Comparison Report

As at 30 June 2021

Investment	Ledger Data			ASX & UUT Data							
	Transaction Date	Income Amount	Franking Credit	Date Payable	Ex Div/Dist Date	Units On Hand	45 Day Qualified	Amount per share/unit	Estimated Income	Estimated Franking*	
Reconciled											
Shares in Listed Companies (Australian)											
ANZ.AX	Australia And New Zealand Banking Group Limited	30/09/2020	1.50	0.64	30/09/2020	24/08/2020	6.00	6.00	0.2500	1.50	0.64
ANZ.AX	Australia And New Zealand Banking Group Limited	16/12/2020	2.10	0.90	16/12/2020	09/11/2020	6.00	6.00	0.3500	2.10	0.90
WBC.AX	Westpac Banking Corporation	18/12/2020	2.48	1.06	18/12/2020	11/11/2020	8.00	8.00	0.3100	2.48	1.06
WBC.AX	Westpac Banking Corporation	25/06/2021	5.22	2.24	25/06/2021	13/05/2021	9.00	9.00	0.5800	5.22	2.24
			11.30	4.84					1.4900	11.30	4.84
			11.30	4.84					1.4900	11.30	4.84

*Franking credit is estimated using 45 day qualified units. The estimation might not be accurate for preference shares and hedging arrangements.





230784 000 ANZ




MR STUART JAMES CROSSLEY & MS
SHARON LEE STEPHENSON
<CROSSLEY STEPHENSON S/F A/C>
LEVEL 1 110 KING WILLIAM ROAD
GOODWOOD SA 5034

NEED ASSISTANCE?

 anz.com/shareholder/centre
anzshareregistry@computershare.com.au

 Computershare Investor Services Pty Limited
GPO Box 2975 Melbourne
Victoria 3001 Australia

 1800 113 399 (within Australia)
0800 174 007 (within New Zealand)
+61 3 9415 4010 (outside Australia)

Holder Identification Number (HIN)

HIN WITHHELD

Share Class	Ordinary
Record Date	10 November 2020
DRP Election Date	11 November 2020
Allotment Date	16 December 2020
TFN/ABN	Quoted

DIVIDEND REINVESTMENT PLAN (DRP) ADVICE

DRP transaction details relating to ANZ's **Final Dividend** of A\$0.35 per share for the year ended 30 September 2020 are set out below.

PARTICIPATING SHARES	FRANKED AMOUNT	UNFRANKED AMOUNT	NET AMOUNT	FRANKING CREDIT
6	A\$2.10	A\$0.00	A\$2.10	A\$0.90
Credit balance brought forward in your DRP account:			A\$15.36	
Total available for reinvestment:			A\$17.46	
Amount applied to the allotment of 0 shares at A\$22.19 each:			A\$0.00	
Credit balance carried forward in your DRP account:			A\$17.46	

The dividend is 100% franked at the Australian company tax rate of 30%. A NZ Imputation Credit of **NZ\$0.24** has been attached to the above dividend. For NZ taxpayers, your NZ gross income will include the aggregate of the Net Amount and the NZ Imputation Credit which should be included in your income tax return.

Shareholders should obtain their own professional advice on the tax implications of the dividend and retain this document to assist in tax return preparation.

SHAREHOLDING

Number of shares held: 6

New DRP shares: 0

SHARES NOW HELD: 6



To update your shareholder information in a fast, secure and environmentally friendly way visit anz.com/easyupdate.





225131 000 ANZ



MR STUART JAMES CROSSLEY & MS SHARON LEE STEPHENSON <CROSSLEY STEPHENSON S/F A/C> LEVEL 1 110 KING WILLIAM ROAD GOODWOOD SA 5034

NEED ASSISTANCE?

- www.anz.com/shareholder/centre anzshareregistry@computershare.com.au
Computershare Investor Services Pty Limited GPO Box 2975 Melbourne Victoria 3001 Australia
1800 113 399 (within Australia) 0800 174 007 (within New Zealand) +61 3 9415 4010 (outside Australia)

Holder Identification Number (HIN)

HIN WITHHELD

Table with 2 columns: Field Name and Value. Fields include Share Class (Ordinary), Record Date (25 August 2020), DRP Election Date (26 August 2020), Allotment Date (30 September 2020), and TFN/ABN (Quoted).

DIVIDEND REINVESTMENT PLAN (DRP) ADVICE

DRP transaction details relating to ANZ's Interim Dividend of A\$0.25 per share for the half year ended 31 March 2020 are set out below.

Summary table with 5 columns: PARTICIPATING SHARES (6), FRANKED AMOUNT (A\$1.50), UNFRANKED AMOUNT (A\$0.00), NET AMOUNT (A\$1.50), FRANKING CREDIT (A\$0.64). Includes sub-totals for credit balance and total available for reinvestment.

The dividend is 100% franked at the Australian company tax rate of 30%. A NZ Imputation Credit of NZ\$0.18 has been attached to the above dividend. For NZ taxpayers, your NZ gross income will include the aggregate of the Net Amount and the NZ Imputation Credit which should be included in your income tax return. Shareholders should obtain their own professional advice on the tax implications of the dividend and retain this document to assist in tax return preparation.

SHAREHOLDING summary box with an information icon. Number of shares held: 6. New DRP shares: 0. SHARES NOW HELD: 6.



UPCOMING EVENTS

29 October 2020 Full Year Results announced

All registry communications to:
 Link Market Services Limited
 Locked Bag A6015, Sydney South NSW 1235
 Telephone (free call within Australia): +61 1800 804 255
 ASX Code: WBC
 Email: westpac@linkmarketservices.com.au
 Website: www.linkmarketservices.com.au



045 / 286346

MR STUART JAMES CROSSLEY & MS
 SHARON LEE STEPHENSON
 <CROSSLEY STEPHENSON S/F A/C>
 LEVEL 1 110 KING WILLIAM ROAD
 GOODWOOD SA 5034

Key details

Payment date:	18 December 2020
Record date:	12 November 2020
SRN/HIN:	X*****3840
TFN/ABN status:	RECEIVED AND RECORDED

Final dividend statement for the six months ended 30 September 2020 Dividend Reinvestment Plan (DRP) participant statement

This dividend is 100% franked with Australian franking credits at the company tax rate of 30%.

Description	Participating holding	Dividend rate per share [#]	Unfranked amount	Franked amount	Total amount	Franking credit
Ordinary shares	8	31 cents	\$0.00	\$2.48	\$2.48	\$1.06
Net dividend amount					\$2.48	
***New Zealand Imputation Credit (NZIC)						NZ\$0.56
Cash balance brought forward from your plan account					\$22.90	
Amount available for reinvestment					\$25.38	
Cash reinvested has been applied to 1 shares at \$19.83 per share					\$19.83	
Cash balance carried forward in your plan account					\$5.55	

[#] The final dividend of 31 cents per share takes into consideration the cost of the Bank Levy which was equivalent to 8 cents per share over 2020. All amounts are in Australian dollars unless otherwise stated.

^{***} Only relevant for New Zealand taxpayers.

DRP Transaction holding statement

Date	Transaction type	Increase	Decrease	Holding balance
12/11/2020	Opening balance			8
18/12/2020	Dividend plan allotment	1		
18/12/2020	Closing balance			9

Note: The 'Opening balance' recorded in the DRP holding statement above may not be the same as the 'participating holding' recorded in the top section of the DRP participant statement, where your participation in the DRP is 'partial'. The closing balance of ordinary shares excludes any trades or transfers since the record date. Neither Westpac Banking Corporation nor Link Market Services Limited will be liable for any losses incurred by any person who relies on the holdings shown without making their own adjustments for any transactions not included.

**Please keep this statement for your tax records.
 It can also be accessed online in Link's Investor Centre, see over for login instructions.**

Update your details **online**

Information we need from you

We need the following details to administer your holding. If you have not provided these details, or if they have changed, you can update them via Link's Investor Centre:

1	Bank account details Dividend will only be paid directly into an Australian dollar bank account. A dividend payment statement will be provided for each payment.
2	Email address Communication by email means you can be promptly notified of key announcements, when dividend payments are made and when statements can be accessed online.
3	TFN, TFN exemption or ABN Providing your Tax File Number (TFN), TFN exemption code or Australian Business Number (ABN) is optional. However, without these details Westpac may be required to withhold Australian tax, from any dividend that is not 100% franked, at the highest marginal tax rate plus the Medicare levy.

How to update your information

1. Login to Link's Investor Centre at www.linkmarketservices.com.au
2. Click on **Investor Login**
3. If you do not have a **Portfolio*** login, please use the Single Holding login
4. Enter **WBC** in the **Issuer Name** field and press enter
5. Enter your **Security Holder Number (SRN)** or **Holder Identification Number (HIN)**
6. Enter your **postcode** or, if your registered address is overseas, click on the **Outside Australia** link to look up your country of residence
7. Complete the **security verification** (this protects against robots)
8. Click on the box indicating you have read the terms and conditions
9. Click on **Login**

* Setting up a Portfolio login allows you to easily manage your holdings across issuers who use Link as their registrar.

All registry communications to:
 Link Market Services Limited
 Locked Bag A6015, Sydney South NSW 1235
 Telephone (free call within Australia): +61 1800 804 255
 ASX Code: WBC
 Email: westpac@linkmarketservices.com.au
 Website: www.linkmarketservices.com.au



045 / 299837

MR STUART JAMES CROSSLEY & MS
 SHARON LEE STEPHENSON
 <CROSSLEY STEPHENSON S/F A/C>
 LEVEL 1 110 KING WILLIAM ROAD
 GOODWOOD SA 5034

Key details

Payment date:	25 June 2021
Record date:	14 May 2021
SRN/HIN:	X*****3840
TFN/ABN status:	RECEIVED AND RECORDED

Interim dividend statement for the six months ended 31 March 2021 Dividend Reinvestment Plan (DRP) participant statement

This dividend is 100% franked with Australian franking credits at the company tax rate of 30%.

Description	Participating holding	Dividend rate per share [#]	Unfranked amount	Franked amount	Total amount	Franking credit
Ordinary shares	9	58 cents	\$0.00	\$5.22	\$5.22	\$2.24
Net dividend amount					\$5.22	
***New Zealand Imputation Credit (NZIC)						NZ\$0.63
Cash balance brought forward from your plan account					\$5.55	
Amount available for reinvestment					\$10.77	
Cash reinvested has been applied to 0 shares at \$25.98 per share					\$0.00	
Cash balance carried forward in your plan account					\$10.77	

[#] The interim dividend of 58 cents per share takes into consideration the cost of the Bank Levy which was equivalent to 4 cents per share over 2021. All amounts are in Australian dollars unless otherwise stated.

^{***} Only relevant for New Zealand taxpayers.

DRP Transaction holding statement

Date	Transaction type	Increase	Decrease	Holding balance
14/05/2021	Opening balance			9
25/06/2021	Dividend plan allotment	0		
25/06/2021	Closing balance			9

Note: The 'Opening balance' recorded in the DRP holding statement above may not be the same as the 'participating holding' recorded in the top section of the DRP participant statement, where your participation in the DRP is 'partial'. The closing balance of ordinary shares excludes any trades or transfers since the record date. Neither Westpac Banking Corporation nor Link Market Services Limited will be liable for any losses incurred by any person who relies on the holdings shown without making their own adjustments for any transactions not included.

**Please keep this statement for your tax records.
 It can also be accessed online in Link's Investor Centre, see over for login instructions.**

Update your details **online**

Information we need from you

We need the following details to administer your holding. If you have not provided these details, or if they have changed, you can update them via Link's Investor Centre:

1	Bank account details Dividend will only be paid directly into an Australian dollar bank account. A dividend payment statement will be provided for each payment.
2	Email address Communication by email means you can be promptly notified of key announcements, when dividend payments are made and when statements can be accessed online.
3	TFN, TFN exemption or ABN Providing your Tax File Number (TFN), TFN exemption code or Australian Business Number (ABN) is optional. However, without these details Westpac may be required to withhold Australian tax, from any dividend that is not 100% franked, at the highest marginal tax rate plus the Medicare levy.

How to update your information

1. Login to Link's Investor Centre at www.linkmarketservices.com.au
2. Click on **Investor Login**
3. If you do not have a **Portfolio*** login, please use the Single Holding login
4. Enter **WBC** in the **Issuer Name** field and press enter
5. Enter your **Security Holder Number (SRN)** or **Holder Identification Number (HIN)**
6. Enter your **postcode** or, if your registered address is overseas, click on the **Outside Australia** link to look up your country of residence
7. Complete the **security verification** (this protects against robots)
8. Click on the box indicating you have read the terms and conditions
9. Click on **Login**

* Setting up a Portfolio login allows you to easily manage your holdings across issuers who use Link as their registrar.

24200 - Contributions

2021 Financial Year

Preparer Kelly Fu

Reviewer Kelly Fu

Status Completed

Account Code	Description	CY Balance	LY Balance	Change
CROSTU00001A	(Contributions) Crossley, Stuart - Accumulation (Accumulation)	(\$30,196.68)	(\$84,253.69)	(64.16)%
STESHA00001A	(Contributions) Stephenson, Sharon - Accumulation (Accumulation)	(\$3,448.45)	(\$56,902.09)	(93.94)%
TOTAL		CY Balance	LY Balance	
		(\$33,645.13)	(\$141,155.78)	

Supporting Documents

- Contributions Breakdown Report [Report](#)
- 2021 Request to adj. CC - Stuart \$2237.73.pdf
- 24200 - ATO Income Statement 2021 - Stuart.pdf
- 24200 - ATO Income Statements 2021 - Sharon.pdf
- contributions_summary-wp-2021.pdf

Standard Checklist

- Attach copies of S290-170 notices (if necessary)
- Attach copy of Contributions Breakdown Report
- Attach SuperStream Contribution Data Report
- Check Fund is registered for SuperStream (if necessary)
- Ensure all Contributions have been allocated from Bank Accounts
- Ensure Work Test is satisfied if members are over 65

Crossley Stephenson Superannuation Fund

Contributions Breakdown Report

For The Period 01 July 2020 - 30 June 2021

Summary

Member	D.O.B	Age (at 30/06/2020)	Total Super Balance (at 30/06/2020) *1	Concessional	Non-Concessional	Other	Reserves	Total
Crossley, Stuart	Provided	50	982,301.87	25,000.00	10,412.64	0.00	2,237.73	37,650.37
Stephenson, Sharon	Provided	50	583,482.97	3,448.45	0.00	0.00	0.00	3,448.45
All Members				28,448.45	10,412.64	0.00	2,237.73	41,098.82

*1 TSB can include information external to current fund's transaction records. The amount is per individual across all funds.

Contribution Caps

Member	Contribution Type	Contributions	Cap	Current Position
Crossley, Stuart	Concessional	25,000.00	25,000.00	At Limit
	Non-Concessional	10,412.64	100,000.00	89,587.36 Below Cap
Stephenson, Sharon	Concessional	3,448.45	25,000.00	21,551.55 Below Cap
	Non-Concessional	0.00	100,000.00	100,000.00 Below Cap

Carry Forward Unused Concessional Contribution Cap

Member	2016	2017	2018	2019	2020	2021	Current Position
Crossley, Stuart							
Concessional Contribution Cap	30,000.00	30,000.00	25,000.00	25,000.00	25,000.00	25,000.00	
Concessional Contribution	36,851.72	28,181.21	24,937.54	24,968.67	25,000.00	25,000.00	
Unused Concessional Contribution	0.00	0.00	0.00	31.33	0.00	0.00	
Cumulative Carry Forward Unused	N/A	N/A	N/A	0.00	0.00	0.00	
Maximum Cap Available	30,000.00	30,000.00	25,000.00	25,000.00	25,000.00	25,000.00	At Limit
Total Super Balance	0.00	0.00	740,699.22	792,819.19	864,019.20	982,301.87	

24/11/2020	Ref=PC06C004-5924617 Remitter=SuperChoice P/L	Employer	2,501.34							
21/12/2020	Ref=PC181120-119597056 Remitter=SuperChoice P/L	Personal - Non-Concessional		2,501.34						
25/01/2021	Ref=PC210121-195175478 Remitter=SuperChoice P/L	Employer	2,501.34							
01/03/2021	Ref=PC260221-184125556 Remitter=SuperChoice P/L	Personal - Non-Concessional		2,501.34						
22/03/2021	Ref=PC170321-190910090 Remitter=SuperChoice P/L	Employer	2,501.34							
26/04/2021	Ref=PC230421-176233033 Remitter=SuperChoice P/L	Personal - Non-Concessional		2,561.66						
24/05/2021	Ref=PC180521-134782618 Remitter=SuperChoice P/L	Employer	2,561.66							
21/06/2021	Ref=PC180621-117094703 Remitter=SuperChoice P/L	Employer	323.93							
21/06/2021	Ref=PC180621-117094703 Remitter=SuperChoice P/L	Contribution Reserves - Employer Concessional				2,237.73				
Total - Crossley, Stuart			25,000.00	10,412.64	0.00	2,237.73		0.00	0.00	0.00

Stephenson, Sharon

Date	Transaction Description	Ledger Data					SuperStream Data				
		Contribution Type	Concessional	Non-Concession	Other	Reserves	Contribution	Employer	Concessional	Non-Concess	Other

08/07/2020	Remitter=SuperChoi ce P/L Ref=PC070720- 130207787	Employer	517.66
29/07/2020	Remitter=SuperChoi ce P/L Ref=PC280720- 159632058	Employer	62.70
01/09/2020	Remitter=SuperChoi ce P/L Ref=PC310820- 191089755	Employer	66.98
02/09/2020	Remitter=SuperChoi ce P/L Ref=PC010920- 191166338	Employer	136.15
14/09/2020	Remitter=SuperChoi ce P/L Ref=PC110920- 130261153	Employer	144.24
12/10/2020	Remitter=SuperChoi ce P/L Ref=PC091020- 196756689	Employer	152.33
13/10/2020	Remitter=SuperChoi ce P/L Ref=PC121020- 196902254	Employer	285.00
13/10/2020	Remitter=SuperChoi ce P/L Ref=PC121020- 196902319	Employer	427.50
11/11/2020	Remitter=SuperChoi ce P/L Ref=PC101120- 126490621	Employer	204.90
07/12/2020	Remitter=SuperChoi ce P/L Ref=PC041220- 163864957	Employer	150.98
18/01/2021	Remitter=SuperChoi ce P/L Ref=PC150121- 161118144	Employer	75.49
27/01/2021	Remitter=SuperChoi ce P/L Ref=PC250121- 163479751	Employer	79.80
02/02/2021	Remitter=SuperChoi	Employer	71.25

24/02/2021	Ref=PC010221-173347517 Remitter=SuperChoice P/L	Employer	75.49
15/03/2021	Ref=PC230221-183772755 Remitter=SuperChoice P/L	Employer	146.94
31/03/2021	Ref=PC120321-190602881 Remitter=SuperChoice P/L	Employer	74.10
28/04/2021	Ref=PC300321-192447717 Remitter=SuperChoice P/L	Employer	146.94
25/05/2021	Ref=PC260421-157184539 Remitter=SuperChoice P/L	Employer	223.78
26/05/2021	Ref=PC240521-158748138 Remitter=SuperChoice P/L	Employer	112.58
08/06/2021	Ref=PC250521-158816369 Remitter=SuperChoice P/L	Employer	148.29
09/06/2021	Ref=PC070621-139032831 Remitter=SuperChoice P/L	Employer	65.55
16/06/2021	Ref=PC080621-126962592 Remitter=SuperChoice P/L	Employer	79.80
	Ref=PC150621-150187548 Remitter=SuperChoice P/L	Employer	

Total - Stephenson, Sharon

3,448.45 0.00 0.00 0.00

0.00 0.00 0.00

Total for All Members

28,448.45 10,412.64 0.00 2,237.73



Request to adjust concessional contributions

WHO SHOULD COMPLETE THIS FORM?

Only members of a self-managed superannuation fund (SMSF) can complete this form for contributions they made to their SMSF.

COMPLETING THIS FORM

The instructions contain important information

- Print clearly using a black pen only.
- Use BLOCK LETTERS and print one character per box.

! The instructions contain important information about completing this form. Refer to them for more information about how to complete and lodge this form.

Section A: Your details

1 Tax file number (TFN)

! You don't have to provide your TFN to us. However, if you do, it will help us identify you correctly and process your form quickly. For more information on privacy, refer to ato.gov.au/privacy

2 Full name

Title: Mr Mrs Miss Ms Other

Family name

First given name

Other given names

3 Date of birth / /

4 Current postal address

Street address

Suburb/town/locality

State/territory
(Australia only)

Postcode
(Australia only)

5 Daytime phone number (include area code)

Section B: Self Managed Superannuation Fund Details

The SMSF to which the concessional contributions to be adjusted were made:

6 What is your Australian business number (ABN)?

7 Fund name

Section C: Details of the financial years in which concessional contributions will be adjusted

8 **Year 1** – The financial year in which the contributions referred to in Section D were **made** to the SMSF but not allocated to you:

Year ending 30 June

9 **Year 2** – The financial year in which the contributions referred to in Section D were **allocated** to you by the SMSF's trustees:

Year ending 30 June

Section D: Details of concessional contributions to be adjusted

10 **Personal Contributions** – The amount of the personal contributions you made to the SMSF in Year 1, which were not allocated until Year 2, and for which you will be claiming a tax deduction in Year 1.

\$.

! In the SMSF annual return for Year 1, these contributions will be included as 'assessable personal contributions' in Section B and as 'personal contributions' made by you in Section F or G.

11 **Employer Contributions** – The amount of the employer contributions, including salary sacrifice contributions, your employer made to the SMSF in Year 1 and which were not allocated to you until Year 2.

\$

! In the SMSF annual return for Year 1, these contributions will be included as 'assessable employer contributions' in Section B and as 'employer contributions' made on your behalf in Section F or G.



Income statements

Status	Tax ready
Employee number	00075
Financial year	2020-21
Employer	METAL MANUFACTURES LIMITED
Branch	001
Employer ABN/Branch	13 003 762 641 / 001
BMS ID	CF6FBD44-8D2D-4116-8F96-A7A6338DD57E
Period	01/07/2020 - 30/06/2021
Reported Date	04/07/2021

Income

Gross payments - individual \$548,253.41

Tax withheld or foreign tax paid

PAYG withholding - individual \$229,189.00

Lump sum amounts

Lump sum payment A \$0.00

Lump sum payment B \$0.00

Lump sum payment D \$0.00

Lump sum payment E \$0.00

Allowances

Total \$0.00

Deductions

Total \$0.00

Employer reported super

Employer superannuation contribution liability \$19,784.04

Ordinary time earnings \$208,253.41



Where your client has an entitlement to super contributions the employer must pay super into your client's fund at least quarterly. Advise your client to check their super fund for payments made by the employer.

Other amounts

Reportable fringe benefits - non-exempt amount \$30,898.00

Community Development Employment Projects payments \$0.00

Reportable employer super contributions \$0.00



Income statements

Status	Tax ready
Employee number	1742
Financial year	2020-21
Employer	TENPIN BOWLING ASSOCIATION OF QLD INC.
Branch	001
Employer ABN/Branch	39 123 639 032 / 001
BMS ID	MYOB-ARL-37A0D9BB-110C-451E-80B8-529105079763
Period	01/07/2020 - 30/06/2021
Reported Date	05/07/2021

Income

Gross payments - individual \$18,489.57

Tax withheld or foreign tax paid

PAYG withholding - individual \$320.00

Lump sum amounts

Lump sum payment A \$0.00

Lump sum payment B \$0.00

Lump sum payment D \$0.00

Lump sum payment E \$0.00

Allowances

Total \$0.00

Deductions

Total \$0.00

Employer reported super

Employer superannuation contribution liability \$1,756.51



Where your client has an entitlement to super contributions the employer must pay super into your client's fund at least quarterly. Advise your client to check their super fund for payments made by the employer.

Other amounts

Community Development Employment Projects payments \$0.00

Reportable employer super contributions \$0.00

Reportable fringe benefits - total \$0.00



Income statements

Status	Tax ready
Employee number	1712
Financial year	2020-21
Employer	FITNESS SPORT & RECREATION INDUSTRY TRAINING COUNCIL INC.
Branch	001
Employer ABN/Branch	23 857 817 889 / 001
BMS ID	MYOB-ARL-536A282F-3042-444F-B0EA-25C1CD4BFBA2
Period	01/07/2020 - 30/06/2021
Reported Date	06/07/2021

Income

Gross payments - individual \$9,734.69

Tax withheld or foreign tax paid

PAYG withholding - individual \$3,804.00

Lump sum amounts

Lump sum payment A \$0.00

Lump sum payment B \$0.00

Lump sum payment D \$0.00

Lump sum payment E \$0.00

Allowances

Other \$5,340.00

Total \$5,340.00

Deductions

Total \$0.00

Employer reported super

Employer superannuation contribution liability \$1,352.31



Where your client has an entitlement to super contributions the employer must pay super into your client's fund at least quarterly. Advise your client to check their super fund for payments made by the employer.

Other amounts

Community Development Employment Projects payments \$0.00

Reportable employer super contributions \$0.00

Reportable fringe benefits - total \$0.00

Crossley Stephenson Superannuation Fund

Contributions Summary Report

For The Period 01 July 2020 - 30 June 2021

Sharon Stephenson

Date of Birth:	Provided
Age:	51 (at year end)
Member Code:	STESHA00001A
Total Super Balance* ¹ as at 30/06/2020:	583,482.97

Contributions Summary

2021

Concessional Contribution

Employer	3,448.45
	<hr/>
	3,448.45

Total Contributions

3,448.45

*1 TSB can include information external to current fund's transaction records. The amount is per individual across all funds.

Crossley Stephenson Superannuation Fund

Contributions Summary Report

For The Period 01 July 2020 - 30 June 2021

Stuart Crossley

Date of Birth:	Provided
Age:	51 (at year end)
Member Code:	CROSTU00001A
Total Super Balance*1 as at 30/06/2020:	982,301.87

Contributions Summary

2021

Concessional Contribution

Employer	17,546.31
Transferred from Reserves - Assessable	7,453.69
	<hr/>
	25,000.00

Non-Concessional Contribution

Personal - Non-Concessional	10,412.64
	<hr/>
	10,412.64

Reserves

Contribution Reserves - Employer Concessional	2,237.73
	<hr/>
	2,237.73

Total Contributions

	<hr/>
	37,650.37
	<hr/>

*1 TSB can include information external to current fund's transaction records. The amount is per individual across all funds.

24700 - Changes in Market Values of Investments

2021 Financial Year

Preparer Kelly Fu

Reviewer Kelly Fu

Status Completed

Account Code	Description	CY Balance	LY Balance	Change
24700	Changes in Market Values of Investments	(\$140,678.62)	(\$12,614.24)	1015.24%
TOTAL		CY Balance	LY Balance	
		(\$140,678.62)	(\$12,614.24)	

Supporting Documents

- Net Capital Gains Reconciliation [Report](#)
- Market Movement [Report](#)

Standard Checklist

- Attach copies of Source Documentation (Contract Notes, Broker Statements, Chess Statements, Contracts of Sale, Managed Fund Statements etc)
- Attach copy of Market Movement report
- Attach copy of Net Capital Gains Reconciliation
- Attach copy of Realised Capital Gain Report
- Ensure all Asset Disposals have been entered
- Ensure all Market Values have been entered for June 30
- Ensure all Tax Deferred Distributions have been entered

Crossley Stephenson Superannuation Fund

Market Movement Report

As at 30 June 2021

Investment	Date	Description	Unrealised				Realised			Total
			Units	Accounting Cost Movement	Market Movement	Depreciation	Balance	Consideration	Accounting Cost Base	
ANZ.AX - Australia And New Zealand Banking Group Limited										
	01/07/2020	Opening Balance	6.00	0.00	0.00	0.00	111.84	0.00	0.00	0.00
	30/09/2020	Revaluation	0.00	0.00	(6.36)	0.00	105.48	0.00	0.00	0.00
	31/10/2020	Revaluation	0.00	0.00	7.38	0.00	112.86	0.00	0.00	0.00
	30/11/2020	Revaluation	0.00	0.00	25.68	0.00	138.54	0.00	0.00	0.00
	30/06/2021	Revaluation	0.00	0.00	30.90	0.00	169.44	0.00	0.00	0.00
	30/06/2021	Revaluation	0.00	0.00	(0.54)	0.00	168.90	0.00	0.00	0.00
	30/06/2021		6.00	0.00	57.06	0.00	168.90	0.00	0.00	0.00
CROSSLEY_AIRCONDITIO - Air Conditioner - Unit 7/ 27 Lindsay Rd, Lonsdale										
	01/07/2020	Opening Balance	1.00	0.00	0.00	0.00	428.18	0.00	0.00	0.00
	30/06/2021	Depreciation	0.00	0.00	0.00	(85.64)	342.54	0.00	0.00	0.00
	30/06/2021		1.00	0.00	0.00	(85.64)	342.54	0.00	0.00	0.00
CROSSLEY_ASSETSONPU1 - Assets on Purchase - Unit 8										
	01/07/2020	Opening Balance	1.00	0.00	0.00	0.00	785.00	0.00	0.00	0.00
	30/06/2021		1.00	0.00	0.00	0.00	785.00	0.00	0.00	0.00
CROSSLEY_ASSETSONPU2 - Assets on Purchase - Unit 5 Seaford										
	01/07/2020	Opening Balance	1.00	0.00	0.00	0.00	1,514.00	0.00	0.00	0.00
	30/06/2021		1.00	0.00	0.00	0.00	1,514.00	0.00	0.00	0.00
CROSSLEY_ASSETSONPUR - Assets on Purchase - Unit 7										
	01/07/2020	Opening Balance	1.00	0.00	0.00	0.00	788.00	0.00	0.00	0.00
	30/06/2021		1.00	0.00	0.00	0.00	788.00	0.00	0.00	0.00
CROSSLEY_SOLARSYSTEM - Solar System 3kw - Unit 8/ 27 Lindsay Rd, Lonsdale										
	01/07/2020	Opening Balance	1.00	0.00	0.00	0.00	927.60	0.00	0.00	0.00
	30/06/2021	Depreciation	0.00	0.00	0.00	(92.76)	834.84	0.00	0.00	0.00
	30/06/2021		1.00	0.00	0.00	(92.76)	834.84	0.00	0.00	0.00
CSSFHENDON - 3/4 Florence Street, Hendon SA 5014										
	01/07/2020	Opening Balance	1.00	0.00	0.00	0.00	571,053.30	0.00	0.00	0.00
	30/06/2021	Depreciation	0.00	0.00	0.00	(543.00)	570,510.30	0.00	0.00	0.00
	30/06/2021	Revaluation	0.00	0.00	89,489.70	0.00	660,000.00	0.00	0.00	0.00
	30/06/2021	Revaluation	0.00	0.00	0.00	0.00	660,000.00	0.00	0.00	0.00
	30/06/2021		1.00	0.00	89,489.70	(543.00)	660,000.00	0.00	0.00	0.00

Crossley Stephenson Superannuation Fund

Market Movement Report

As at 30 June 2021

Investment	Date	Description	Unrealised				Realised			Total
			Units	Accounting Cost Movement	Market Movement	Depreciation	Balance	Consideration	Accounting Cost Base	
CSSFU3CONCRETING - 3/4 Florence Street, Hendon - Capital Work										
	01/07/2020	Opening Balance	1.00	0.00	0.00	0.00	17,115.92	0.00	0.00	0.00
	30/06/2021		1.00	0.00	0.00	0.00	17,115.92	0.00	0.00	0.00
CSSFU8HWS - Hot Water System - 8/27 Lindsey Rd										
	01/07/2020	Opening Balance	1.00	0.00	0.00	0.00	288.00	0.00	0.00	0.00
	30/06/2021	Depreciation	0.00	0.00	0.00	(48.01)	239.99	0.00	0.00	0.00
	30/06/2021		1.00	0.00	0.00	(48.01)	239.99	0.00	0.00	0.00
CSSF_EAGALFARM - 17/109 Holt Street, Eagle Farm QLD 4009										
	01/07/2020	Opening Balance	1.00	0.00	0.00	0.00	935,926.71	0.00	0.00	0.00
	30/06/2021	Depreciation	0.00	0.00	0.00	(20,359.00)	915,567.71	0.00	0.00	0.00
	30/06/2021	Revaluation	0.00	0.00	20,359.00	0.00	935,926.71	0.00	0.00	0.00
	30/06/2021	Revaluation	0.00	0.00	0.00	0.00	935,926.71	0.00	0.00	0.00
	30/06/2021		1.00	0.00	20,359.00	(20,359.00)	935,926.71	0.00	0.00	0.00
STUCROSS11 - 7/27 Lindsay Road, Lonsdale SA 5160										
	01/07/2020	Opening Balance	1.00	0.00	0.00	0.00	270,000.00	0.00	0.00	0.00
	30/06/2021	Depreciation	0.00	0.00	0.00	(295.00)	269,705.00	0.00	0.00	0.00
	30/06/2021	Revaluation	0.00	0.00	15,295.00	0.00	285,000.00	0.00	0.00	0.00
	30/06/2021	Revaluation	0.00	0.00	0.00	0.00	285,000.00	0.00	0.00	0.00
	30/06/2021		1.00	0.00	15,295.00	(295.00)	285,000.00	0.00	0.00	0.00
STUCROSS21 - 8/27 Lindsay Road, Lonsdale SA 5160										
	01/07/2020	Opening Balance	1.00	0.00	0.00	0.00	270,000.00	0.00	0.00	0.00
	30/06/2021	Depreciation	0.00	0.00	0.00	(294.00)	269,706.00	0.00	0.00	0.00
	30/06/2021	Revaluation	0.00	0.00	15,294.00	0.00	285,000.00	0.00	0.00	0.00
	30/06/2021	Revaluation	0.00	0.00	0.00	0.00	285,000.00	0.00	0.00	0.00
	30/06/2021		1.00	0.00	15,294.00	(294.00)	285,000.00	0.00	0.00	0.00
STUCROSS31 - 5/16 Farrow Circuit, Seaford SA 5169										
	01/07/2020	Opening Balance	1.00	0.00	0.00	0.00	250,000.00	0.00	0.00	0.00
	30/06/2021	Depreciation	0.00	0.00	0.00	(115.00)	249,885.00	0.00	0.00	0.00
	30/06/2021	Revaluation	0.00	0.00	115.00	0.00	250,000.00	0.00	0.00	0.00
	30/06/2021	Revaluation	0.00	0.00	0.00	0.00	250,000.00	0.00	0.00	0.00
	30/06/2021		1.00	0.00	115.00	(115.00)	250,000.00	0.00	0.00	0.00

Crossley Stephenson Superannuation Fund
Market Movement Report

As at 30 June 2021

Investment	Date	Description	Unrealised				Realised			Total
			Units	Accounting Cost Movement	Market Movement	Depreciation	Balance	Consideration	Accounting Cost Base	
WBC.AX - Westpac Banking Corporation										
	01/07/2020	Opening Balance	8.00	0.00	0.00	0.00	143.60	0.00	0.00	0.00
	30/09/2020	Revaluation	0.00	0.00	(6.32)	0.00	137.28	0.00	0.00	0.00
	31/10/2020	Revaluation	0.00	0.00	6.00	0.00	143.28	0.00	0.00	0.00
	30/11/2020	Revaluation	0.00	0.00	20.16	0.00	163.44	0.00	0.00	0.00
	18/12/2020	Purchase	1.00	19.83	0.00	0.00	183.27	0.00	0.00	0.00
	30/06/2021	Revaluation	0.00	0.00	49.47	0.00	232.74	0.00	0.00	0.00
	30/06/2021	Revaluation	0.00	0.00	(0.45)	0.00	232.29	0.00	0.00	0.00
	30/06/2021		9.00	19.83	68.86	0.00	232.29	0.00	0.00	0.00
Total Market Movement					140,678.62				0.00	140,678.62

Crossley Stephenson Superannuation Fund
Capital Gains Reconciliation Report

For The Period 01 July 2020 - 30 June 2021

	Total	Discounted	Indexed	Other	Notional
Losses available to offset					
Carried forward from prior losses	0.00				
Carried forward from prior losses - Collectables	0.00				
Current year capital losses	0.00				
Current year capital losses - Collectables	0.00				
Total Losses Available	0.00				
Total Losses Available - Collectables	0.00				
Capital Gains					
Capital gains from disposal of assets	0.00	0.00	0.00	0.00	0.00
Capital gains from disposal of assets - Collectables	0.00	0.00	0.00	0.00	0.00
Capital gains from trust distributions	0.00	0.00	0.00	0.00	0.00
Capital Gains Before Losses applied	0.00	0.00	0.00	0.00	0.00
Losses and discount applied					
Losses applied	0.00	0.00	0.00	0.00	0.00
Losses applied - Collectables	0.00	0.00	0.00	0.00	0.00
Capital gains after losses applied	0.00	0.00	0.00	0.00	0.00
Capital gains after losses applied - Collectables	0.00	0.00	0.00	0.00	0.00
CGT Discount applied	0.00				
CGT Discount applied - Collectables	0.00				

Crossley Stephenson Superannuation Fund
Capital Gains Reconciliation Report

For The Period 01 July 2020 - 30 June 2021

	Total	Discounted	Indexed	Other	Notional
Net Capital Gain					
Net capital gain	0.00				
Net capital gain - Collectables	0.00				
Total Net Capital Gain (11A)	0.00				
Net Capital Losses Carried Forward to later income					
Net Capital Losses Carried Forward to later income years	0.00				
Net Capital Losses Carried Forward to later income years - Collectables	0.00				
Total Net Capital Losses Carried Forward to later income years (14V)	0.00				

Note

Refer to Realised Gains Report for details of Disposals at a Security level

Refer to Distribution Reconciliation Report for Trust Distribution details at a Security level

25000 - Interest Received

2021 Financial Year

Preparer Kelly Fu

Reviewer Kelly Fu

Status Completed

Account Code	Description	CY Balance	LY Balance	Change
WBC291829	Westpac DIY Super Working Account ***1829	(\$1.81)	(\$15.74)	(88.5)%
Westpac DIY Super Sa	Westpac DIY Super Savings Account ***1810	(\$12.38)	(\$4.68)	164.53%
TOTAL		CY Balance	LY Balance	
		(\$14.19)	(\$20.42)	

Supporting Documents

○ Interest Reconciliation Report [Report](#)

Standard Checklist

- Attach Interest Reconciliation Report
- Ensure all interest has been recorded from Bank Statements
- Review Statements to ensure all TFN withheld has been input

Notes

Kelly Fu

Note

Per bank statements.

19/07/2021 11:08

Crossley Stephenson Superannuation Fund

Interest Reconciliation Report

For The Period 01 July 2020 - 30 June 2021

Date	Payment Amount	Gross Interest	TFN Withheld	Foreign Income	Foreign Credits
Bank Accounts					
WBC291829 Westpac DIY Super Working Account ***1829					
31/07/2020	0.17	0.17			
31/08/2020	0.22	0.22			
30/09/2020	0.22	0.22			
30/10/2020	0.10	0.10			
30/11/2020	0.15	0.15			
31/12/2020	0.12	0.12			
29/01/2021	0.14	0.14			
26/02/2021	0.19	0.19			
31/03/2021	0.16	0.16			
30/04/2021	0.12	0.12			
31/05/2021	0.15	0.15			
30/06/2021	0.07	0.07			
	1.81	1.81			
Westpac DIY Super Sa Westpac DIY Super Savings Account ***1810					
31/07/2020	0.20	0.20			
31/08/2020	0.49	0.49			
30/09/2020	0.81	0.81			
30/10/2020	1.45	1.45			
30/11/2020	1.63	1.63			

Crossley Stephenson Superannuation Fund

Interest Reconciliation Report

For The Period 01 July 2020 - 30 June 2021

Date	Payment Amount	Gross Interest	TFN Withheld	Foreign Income	Foreign Credits
31/12/2020	2.04	2.04			
29/01/2021	2.12	2.12			
26/02/2021	2.14	2.14			
31/03/2021	1.25	1.25			
30/04/2021	0.21	0.21			
31/05/2021	0.03	0.03			
30/06/2021	0.01	0.01			
	12.38	12.38			
	14.19	14.19			
TOTAL	14.19	14.19			

Tax Return Reconciliation

	Totals	Tax Return Label
Gross Interest	14.19	11C

28000 - Property Income

2021 Financial Year

Preparer Kelly Fu

Reviewer Kelly Fu

Status Completed

Account Code	Description	CY Balance	LY Balance	Change
CSSFHENDON	3/4 Florence Street, Hendon SA 5014	(\$7,222.77)	(\$45,482.95)	(84.12)%
CSSF_EAGALFARM	17/109 Holt Street, Eagle Farm QLD 4009	(\$73,505.68)	(\$37,254.90)	97.3%
STUCROSS11	7/27 Lindsay Road, Lonsdale SA 5160	(\$23,785.55)	(\$24,525.34)	(3.02)%
STUCROSS21	8/27 Lindsay Road, Lonsdale SA 5160	(\$23,721.71)	(\$24,436.63)	(2.93)%
STUCROSS31	5/16 Farrow Circuit, Seaford SA 5169	(\$27,714.52)	(\$23,370.00)	18.59%
TOTAL		CY Balance	LY Balance	
		(\$155,950.23)	(\$155,069.82)	

Supporting Documents

- General Ledger [Report](#)
- 28000, 68000 - 2021 Rent reconciliation - 3,4 Florence St Hendon.pdf [CSSFHENDON](#)
- 28000, 68000 - 2021 Rent reconciliation - 17,109 Holt St, Eagle Farm QLD.pdf [CSSF_EAGALFARM](#)
- 28000, 68000 - 2021 Rent reconciliation - 7 & 8, 27 Lindsay Rd, Lonsdale.pdf [STUCROSS11](#)
- 28000, 68000 - 2021 Rent reconciliation - 5,16 Farrow Cct, Seaford.pdf [STUCROSS31](#)

Standard Checklist

- Attach all source documentation e.g. Rental Statements, Lease Statements
- Attach Rental Property Statement Report

Crossley Stephenson Superannuation Fund

General Ledger

As at 30 June 2021

Transaction Date	Description	Units	Debit	Credit	Balance \$
Property Income (28000)					
<u>17/109 Holt Street, Eagle Farm QLD 4009 (CSSF_EAGALFARM)</u>					
03/08/2020	DEPOSIT ONLINE 2707697 PYMT Pauline Ha One Nation			5,395.40	5,395.40 CR
31/08/2020	DEPOSIT ONLINE 2201952 PYMT Pauline Ha One Nation			2,614.56	8,009.96 CR
31/08/2020	DEPOSIT ONLINE 2201952 PYMT Pauline Ha One Nation			5,395.40	13,405.36 CR
28/09/2020	DEPOSIT ONLINE 2706238 PYMT Pauline Ha One Nation			834.90	14,240.26 CR
28/09/2020	DEPOSIT ONLINE 2706238 PYMT Pauline Ha One Nation			5,395.40	19,635.66 CR
02/11/2020	DEPOSIT ONLINE 2713656 PYMT Pauline Ha One Nation			5,395.40	25,031.06 CR
30/11/2020	DEPOSIT ONLINE 2410941 PYMT Pauline Ha One Nation			1,737.54	26,768.60 CR
30/11/2020	DEPOSIT ONLINE 2410941 PYMT Pauline Ha One Nation			5,395.40	32,164.00 CR
22/12/2020	DEPOSIT ONLINE 2108958 PYMT Pauline Ha One Nation			5,395.40	37,559.40 CR
08/02/2021	DEPOSIT ONLINE 2508475 PYMT Pauline Ha One Nation			1,025.03	38,584.43 CR
08/02/2021	DEPOSIT ONLINE 2508475 PYMT Pauline Ha One Nation			5,395.40	43,979.83 CR
01/03/2021	DEPOSIT ONLINE 2802244 PYMT Pauline Ha One Nation			5,395.40	49,375.23 CR
29/03/2021	DEPOSIT ONLINE 2206735 PYMT Pauline Ha One Nation			2,471.08	51,846.31 CR
29/03/2021	DEPOSIT ONLINE 2206735 PYMT Pauline Ha One Nation			5,395.40	57,241.71 CR
30/04/2021	DEPOSIT ONLINE 2306207 PYMT Pauline Ha One Nation			77.77	57,319.48 CR
30/04/2021	DEPOSIT ONLINE 2306207 PYMT Pauline Ha One Nation			5,395.40	62,714.88 CR
31/05/2021	DEPOSIT ONLINE 2308121 PYMT Pauline Ha One Nation			5,395.40	68,110.28 CR
30/06/2021	2021 Rent Debtors			5,395.40	73,505.68 CR
				73,505.68	73,505.68 CR
<u>3/4 Florence Street, Hendon SA 5014 (CSSFHENDON)</u>					
14/08/2020	Remitter=MM Electrical Ref=219906			5.69	5.69 CR
11/09/2020	Remitter=MM Electrical Ref=230077			2,162.40	2,168.09 CR
29/10/2020	Per client sales credits		25,216.05		23,047.96 DR
29/10/2020	Per client sales credits			1.86	23,046.10 DR
29/10/2020	per client sale credit		0.05		23,046.15 DR
30/10/2020	Remitter=MM Electrical Ref=248144			1,191.16	21,854.99 DR
30/10/2020	Remitter=MM Electrical Ref=248144			131.39	21,723.60 DR
02/11/2020	Remitter=MM-MM ELECTRICAL Ref=MM FRNC ST HENDON			3,095.60	18,628.00 DR
30/11/2020	Remitter=MM Electrical Ref=257209			4.62	18,623.38 DR
01/12/2020	Remitter=MM-MM ELECTRICAL Ref=MM FRNC ST HENDON			3,095.60	15,527.78 DR
31/12/2020	Remitter=MM Electrical Ref=269532			1,389.25	14,138.53 DR
04/01/2021	Remitter=MM-MM ELECTRICAL Ref=MM FRNC ST HENDON			3,095.60	11,042.93 DR
01/02/2021	Remitter=MM-MM ELECTRICAL Ref=MM FRNC ST HENDON			3,095.60	7,947.33 DR

Crossley Stephenson Superannuation Fund

General Ledger

As at 30 June 2021

Transaction Date	Description	Units	Debit	Credit	Balance \$
01/03/2021	Remitter=MM Electrical Ref=287879			1,394.80	6,552.53 DR
01/03/2021	Remitter=MM-MM ELECTRICAL Ref=MM FRNC ST HENDON			3,095.60	3,456.93 DR
01/04/2021	Remitter=MM-MM ELECTRICAL Ref=MM FRNC ST HENDON			3,095.60	361.33 DR
03/05/2021	Remitter=MMEM-NSC Ref=MM FRNC ST HENDON			3,095.60	2,734.27 CR
01/06/2021	Remitter=MM Electrical Ref=320246			1,392.90	4,127.17 CR
01/06/2021	Remitter=MMEM-NSC Ref=MM FRNC ST HENDON			3,095.60	7,222.77 CR
			25,216.10	32,438.87	7,222.77 CR
<u>7/27 Lindsay Road, Lonsdale SA 5160 (STUCROSS11)</u>					
14/08/2020	Remitter=MM Electrical Ref=219906			709.17	709.17 CR
11/09/2020	Remitter=MM Electrical Ref=230077			366.35	1,075.52 CR
25/09/2020	Remitter=MM Electrical Ref=234336			163.03	1,238.55 CR
30/10/2020	Remitter=MM Electrical Ref=248144			146.70	1,385.25 CR
02/11/2020	Remitter=MM-MM ELECTRICAL Ref=MM LONSDALE			3,331.67	4,716.92 CR
01/12/2020	Remitter=MM Electrical Ref=258676			706.95	5,423.87 CR
04/01/2021	Remitter=MM-MM ELECTRICAL Ref=MM LONSDALE			3,331.67	8,755.54 CR
26/02/2021	Remitter=MM Electrical Ref=286462			146.10	8,901.64 CR
01/03/2021	Remitter=MM-MM ELECTRICAL Ref=MM LONSDALE			3,331.67	12,233.31 CR
01/03/2021	Remitter=MM Electrical Ref=287879			706.95	12,940.26 CR
30/04/2021	Remitter=MM Electrical Ref=309556			143.33	13,083.59 CR
03/05/2021	Remitter=MMEM-NSC Ref=MM LONSDALE			3,331.67	16,415.26 CR
01/06/2021	Remitter=MM Electrical Ref=320246			706.95	17,122.21 CR
30/06/2021	2021 Rent Debtors			6,663.34	23,785.55 CR
				23,785.55	23,785.55 CR
<u>8/27 Lindsay Road, Lonsdale SA 5160 (STUCROSS21)</u>					
14/08/2020	Remitter=MM Electrical Ref=219906			684.42	684.42 CR
11/09/2020	Remitter=MM Electrical Ref=230077			366.35	1,050.77 CR
25/09/2020	Remitter=MM Electrical Ref=234336			169.85	1,220.62 CR
30/10/2020	Remitter=MM Electrical Ref=248144			152.86	1,373.48 CR
01/12/2020	Remitter=MM-MM ELECTRICAL Ref=MM LONSDALE			3,331.67	4,705.15 CR
01/12/2020	Remitter=MM Electrical Ref=258676			682.20	5,387.35 CR
01/02/2021	Remitter=MM-MM ELECTRICAL Ref=MM LONSDALE			3,331.67	8,719.02 CR
26/02/2021	Remitter=MM Electrical Ref=286462			159.98	8,879.00 CR
01/03/2021	Remitter=MM Electrical Ref=287879			682.20	9,561.20 CR
01/04/2021	Remitter=MM-MM ELECTRICAL Ref=MM LONSDALE			3,331.67	12,892.87 CR

Crossley Stephenson Superannuation Fund

General Ledger

As at 30 June 2021

Transaction Date	Description	Units	Debit	Credit	Balance \$
30/04/2021	Remitter=MM Electrical Ref=309556			151.65	13,044.52 CR
01/06/2021	Remitter=MMEM-NSC Ref=MM LONSDALE			3,331.67	16,376.19 CR
01/06/2021	Remitter=MM Electrical Ref=320246			682.20	17,058.39 CR
30/06/2021	2021 Rent Debtors			6,663.32	23,721.71 CR
				23,721.71	23,721.71 CR
<u>5/16 Farrow Circuit, Seaford SA 5169 (STUCROSS31)</u>					
08/07/2020	DEPOSIT-OSKO PAYMENT 2986394 DANAE K BIGG U5 CFE			545.18	545.18 CR
16/07/2020	DEPOSIT-OSKO PAYMENT 2844120 DANAE K BIGG U5 CFE			545.45	1,090.63 CR
20/07/2020	DEPOSIT-OSKO PAYMENT 2141545 DANAE K BIGG U5 CFE			545.45	1,636.08 CR
23/07/2020	DEPOSIT-OSKO PAYMENT 2182903 DANAE K BIGG U5 CFE			545.45	2,181.53 CR
07/08/2020	DEPOSIT-OSKO PAYMENT 2447039 DANAE K BIGG U5 CFE wk 1			590.91	2,772.44 CR
11/08/2020	DEPOSIT-OSKO PAYMENT 2956928 DANAE K BIGG U5 CFE wk2			590.91	3,363.35 CR
20/08/2020	DEPOSIT-OSKO PAYMENT 2923754 DANAE K BIGG U5 CFE wk 3			590.91	3,954.26 CR
27/08/2020	DEPOSIT-OSKO PAYMENT 2886156 DANAE K BIGG U5 CFE wk4			590.91	4,545.17 CR
11/09/2020	DEPOSIT-OSKO PAYMENT 2202231 DANAE K BIGG U5 CFE WK1			613.64	5,158.81 CR
17/09/2020	DEPOSIT-OSKO PAYMENT 2227702 DANAE K BIGG U5 CFE wk2			613.64	5,772.45 CR
22/09/2020	DEPOSIT-OSKO PAYMENT 2109501 DANAE K BIGG U5 CFE wk3			613.64	6,386.09 CR
25/09/2020	DEPOSIT-OSKO PAYMENT 2916194 DANAE K BIGG U5 CFE wk4			613.64	6,999.73 CR
12/10/2020	DEPOSIT-OSKO PAYMENT 2858007 DANAE K BIGG U5 CFE wk1 10 OCT 2020			522.73	7,522.46 CR
15/10/2020	DEPOSIT-OSKO PAYMENT 2771568 DANAE K BIGG U5 CFE wk2			522.73	8,045.19 CR
22/10/2020	DEPOSIT-OSKO PAYMENT 2932835 DANAE K BIGG U5 CFE wk3			522.73	8,567.92 CR
30/10/2020	DEPOSIT-OSKO PAYMENT 2818139 DANAE K BIGG U5 CFE wk4			522.73	9,090.65 CR
19/11/2020	DEPOSIT-OSKO PAYMENT 2775780 DANAE K BIGG U5 CFE WK1			577.27	9,667.92 CR
20/11/2020	DEPOSIT-OSKO PAYMENT 2946357 DANAE K BIGG U5 CFE wk2			577.27	10,245.19 CR
01/12/2020	DEPOSIT-OSKO PAYMENT 2115356 DANAE K BIGG U5 CFE WK3			577.27	10,822.46 CR
08/12/2020	DEPOSIT-OSKO PAYMENT 2799471 DANAE K BIGG U5 CFE wk4			577.27	11,399.73 CR
14/12/2020	DEPOSIT-OSKO PAYMENT 2202746 DANAE K BIGG U5 CFE WK1			559.09	11,958.82 CR
16/12/2020	DEPOSIT-OSKO PAYMENT 2811550 DANAE K BIGG U5 CFE wk2			559.09	12,517.91 CR
18/12/2020	DEPOSIT-OSKO PAYMENT 2018267 DANAE K BIGG U5 CFE WK3			559.09	13,077.00 CR
06/01/2021	DEPOSIT-OSKO PAYMENT 2583340 DANAE K BIGG U5 CFE wk4			559.09	13,636.09 CR
13/01/2021	DEPOSIT-OSKO PAYMENT 2194438 DANAE K BIGG U5 CFE WK1			545.45	14,181.54 CR
14/01/2021	DEPOSIT-OSKO PAYMENT 2354110 DANAE K BIGG U5 CFE wk2			545.45	14,726.99 CR
20/01/2021	DEPOSIT-OSKO PAYMENT 2258183 DANAE K BIGG U5 CFE wk3			545.45	15,272.44 CR
28/01/2021	DEPOSIT-OSKO PAYMENT 2722610			545.45	15,817.89 CR

Crossley Stephenson Superannuation Fund

General Ledger

As at 30 June 2021

Transaction Date	Description	Units	Debit	Credit	Balance \$
	DANAE KATE BIGG U5 CFE wk4				
10/02/2021	DEPOSIT-OSKO PAYMENT 2645517 DANAE KATE BIGG U5 CFE wk1			590.91	16,408.80 CR
10/02/2021	DEPOSIT-OSKO PAYMENT 2453276 DANAE KATE BIGG U5 CFE			167.27	16,576.07 CR
17/02/2021	DEPOSIT-OSKO PAYMENT 2211433 DANAE K BIGG U5 CFE wk2			590.91	17,166.98 CR
25/02/2021	DEPOSIT-OSKO PAYMENT 2137901 DANAE K BIGG U5 CFE WK3			590.91	17,757.89 CR
12/03/2021	DEPOSIT-OSKO PAYMENT 2174641 DANAE K BIGG U5 CFE WK4			590.91	18,348.80 CR
16/03/2021	DEPOSIT-OSKO PAYMENT 2624548 DANAE K BIGG U5 CFE WK1			559.09	18,907.89 CR
19/03/2021	DEPOSIT-OSKO PAYMENT 2446185 DANAE K BIGG U5 CFE WK2			559.09	19,466.98 CR
07/04/2021	DEPOSIT-OSKO PAYMENT 2764584 DANAE K BIGG U5 CFE WK3			559.09	20,026.07 CR
09/04/2021	DEPOSIT-OSKO PAYMENT 2897387 DANAE K BIGG U5 CFE wk4			559.09	20,585.16 CR
22/04/2021	DEPOSIT-OSKO PAYMENT 2244908 DANAE K BIGG U5 CFE WK1			538.18	21,123.34 CR
26/04/2021	DEPOSIT-OSKO PAYMENT 2854511 DANAE K BIGG U5 CFE WK2			538.18	21,661.52 CR
06/05/2021	DEPOSIT-OSKO PAYMENT 2646289 DANAE K BIGG U5 CFE WK3			538.18	22,199.70 CR
11/05/2021	DEPOSIT-OSKO PAYMENT 2671819 DANAE K BIGG U5 CFE WK4			538.18	22,737.88 CR
18/05/2021	DEPOSIT-OSKO PAYMENT 2744701 DANAE K BIGG U5 CFE wk1			445.60	23,183.48 CR
18/05/2021	DEPOSIT-OSKO PAYMENT 2744701 DANAE K BIGG U5 CFE wk1			159.84	23,343.32 CR
25/05/2021	DEPOSIT-OSKO PAYMENT 2789992 DANAE K BIGG U5 CFE WK2			650.00	23,993.32 CR
07/06/2021	DEPOSIT-OSKO PAYMENT 2562303 DANAE K BIGG U5 CFE wk3			650.00	24,643.32 CR
10/06/2021	DEPOSIT-OSKO PAYMENT 2917476 DANAE K BIGG U5 CFE WK4			650.00	25,293.32 CR
28/06/2021	DEPOSIT-OSKO PAYMENT 2867853 DANAE K BIGG U5 CFE WK1			620.00	25,913.32 CR
29/06/2021	DEPOSIT-OSKO PAYMENT 2521073 DANAE K BIGG U5 CFE WK2 and 3			1,240.00	27,153.32 CR
30/06/2021	2021 Rent Debtors			561.20	27,714.52 CR
				27,714.52	27,714.52 CR

Total Debits: 25,216.10

Total Credits: 181,166.33

General Ledger [Detail]

July 2020 To June 2021

ID No.	Src	Date	Memo	Debit	Credit	Job No.	Net Activity	Ending Balance
4-8010		Rent Unit 3						
Beginning Balance:		\$36,108.92cr						
00001355	SJ	29/10/2020	Sale; Metal Manufacturers Limited	\$24,072.61		U3 Hendon		\$12,036.31cr
00001356	SJ	29/10/2020	Sale; Metal Manufacturers Limited		\$23,641.84	U3 Hendon		\$35,678.15cr
Total :				\$24,072.61	\$23,641.84		\$430.77	\$35,678.15cr
4-8020		Management Fees Unit 3						
Beginning Balance:		\$1,715.17cr						
00001355	SJ	29/10/2020	Sale; Metal Manufacturers Limited	\$1,143.44		U3 Hendon		\$571.73cr
00001356	SJ	29/10/2020	Sale; Metal Manufacturers Limited		\$1,122.96	U3 Hendon		\$1,694.69cr
Total :				\$1,143.44	\$1,122.96		\$20.48	\$1,694.69cr
4-8030		Outgoings Unit 3						
Beginning Balance:		\$7,658.86cr						
00001342	SJ	07/08/2020	Sale; Metal Manufacturers Limited		\$5.69	U3 Hendon		\$7,664.55cr
00001346	SJ	08/09/2020	Sale; Metal Manufacturers Limited		\$2,162.40	U3 Hendon		\$9,826.95cr
00001349	SJ	08/09/2020	Sale; Metal Manufacturers Limited		\$1.86	U3 Hendon		\$9,828.81cr
00001352	SJ	06/10/2020	Sale; Metal Manufacturers Limited		\$1,322.55	U3 Hendon		\$11,151.36cr
00001354	SJ	29/10/2020	Sale; Metal Manufacturers Limited	\$0.05		U3 Hendon		\$11,151.31cr
00001359	SJ	09/11/2020	Sale; Metal Manufacturers Limited		\$4.62	U3 Hendon		\$11,155.93cr
00001363	SJ	07/12/2020	Sale; Metal Manufacturers Limited		\$1,389.25	U3 Hendon		\$12,545.18cr
00001369	SJ	10/02/2021	Sale; Metal Manufacturers Limited		\$1,394.80	U3 Hendon		\$13,939.98cr
00001378	SJ	10/05/2021	Sale; Metal Manufacturers Limited		\$1,392.90	U3 Hendon		\$15,332.88cr
Total :				\$0.05	\$7,674.07		\$7,674.02cr	\$15,332.88cr
Grand Total :				\$25,216.10	\$32,438.87			

\$7,222.77

a/c 28000

Crossley Stephenson Super Fund

11 The Promenade,
CAMP HILL. QLD. 4152

Unit 3/4 Florence St
Invoice Transactions [Accrual]

01/07/2020 To 30/06/2021

	ID No.	Src	Date	Memo	Account	Charges	Payments
00001342	Metal Manufacturers Limited	*None					
	00001342	SJ	07/08/2020	Sale; Metal Manufacturers Limited	1-5000	\$5.69	
	CR000913	CR	14/08/2020	Payment; MM Electrical 219906	1-5000		\$5.69
						\$5.69	\$5.69
00001346	Metal Manufacturers Limited	*None					
	00001346	SJ	08/09/2020	Sale; Metal Manufacturers Limited	1-5000	\$2,162.40	
	CR000920	CR	11/09/2020	Payment; MM Electrical 230077	1-5000		\$2,162.40
						\$2,162.40	\$2,162.40
00001349	Metal Manufacturers Limited	*None					
	00001349	SJ	08/09/2020	Sale; Metal Manufacturers Limited	1-5000	\$1.86	
	SJ000014	SJ	08/09/2020	Metal Manufacturers Limited:	1-5000		\$1.86
						\$1.86	\$1.86
00001352	Metal Manufacturers Limited	*None					
	00001352	SJ	06/10/2020	Sale; Metal Manufacturers Limited	1-5000	\$1,322.55	
	00001352	SJ	06/10/2020	Sale; Metal Manufacturers Limited	1-5000	\$119.12	
	CR000938	CR	30/10/2020	Payment; MM Electrical 248144	1-5000		\$1,441.67
						\$1,441.67	\$1,441.67
00001354	Metal Manufacturers Limited	*None					
	00001354	SJ	29/10/2020	Sale; Metal Manufacturers Limited	1-5000		\$0.05
	00001354	SJ	29/10/2020	Sale; Metal Manufacturers Limited	1-5000		\$0.01
	SJ000016	SJ	29/10/2020	Metal Manufacturers Limited:	1-5000	\$0.06	
						\$0.06	\$0.06
00001355	Metal Manufacturers Limited	*None					
	00001355	SJ	29/10/2020	Sale; Metal Manufacturers Limited	1-5000		\$25,216.05
	00001355	SJ	29/10/2020	Sale; Metal Manufacturers Limited	1-5000		\$2,521.61
	SJ000015	SJ	29/10/2020	Metal Manufacturers Limited:	1-5000	\$27,737.66	
						\$27,737.66	\$27,737.66
00001356	Metal Manufacturers Limited	*None					
	00001356	SJ	29/10/2020	Sale; Metal Manufacturers Limited	1-5000	\$24,764.80	
	00001356	SJ	29/10/2020	Sale; Metal Manufacturers Limited	1-5000	\$2,476.48	
	CR000941	CR	02/11/2020	Payment; MM-MM ELECTRICAL	1-5000		\$3,405.16
	CR000952	CR	01/12/2020	Payment; MM-MM ELECTRICAL	1-5000		\$3,405.16
	CR000973	CR	04/01/2021	Payment; MM-MM ELECTRICAL	1-5000		\$3,405.16
	CR000980	CR	01/02/2021	Payment; MM-MM ELECTRICAL	1-5000		\$3,405.16
	CR000993	CR	01/03/2021	Payment; MM-MM ELECTRICAL	1-5000		\$3,405.16
	CR001006	CR	01/04/2021	Payment; MM-MM ELECTRICAL	1-5000		\$3,405.16
	CR001019	CR	03/05/2021	Payment; MMEM-NSC MM FRNC	1-5000		\$3,405.16
	CR001030	CR	01/06/2021	Payment; MMEM-NSC MM FRNC	1-5000		\$3,405.16
						\$27,241.28	\$27,241.28
00001359	Metal Manufacturers Limited	*None					
	00001359	SJ	09/11/2020	Sale; Metal Manufacturers Limited	1-5000	\$4.62	
	CR000949	CR	30/11/2020	Payment; MM Electrical 257209	1-5000		\$4.62
						\$4.62	\$4.62
00001363	Metal Manufacturers Limited	*None					
	00001363	SJ	07/12/2020	Sale; Metal Manufacturers Limited	1-5000	\$1,389.25	
	CR000966	CR	31/12/2020	Payment; MM Electrical 269532	1-5000		\$1,389.25
						\$1,389.25	\$1,389.25
00001369	Metal Manufacturers Limited	*None					
	00001369	SJ	10/02/2021	Sale; Metal Manufacturers Limited	1-5000	\$1,394.80	
	CR000992	CR	01/03/2021	Payment; MM Electrical 287879	1-5000		\$1,394.80
						\$1,394.80	\$1,394.80
00001378	Metal Manufacturers Limited	*None					
	00001378	SJ	10/05/2021	Sale; Metal Manufacturers Limited	1-5000	\$1,392.90	
	CR001032	CR	01/06/2021	Payment; MM Electrical 320246	1-5000		\$1,392.90
						\$1,392.90	\$1,392.90

Total Sales ex. GST	\$7,222.77	<i>a/c 28000</i>
GST on Sales	\$73.98	
Total Payments	-\$7,296.75	
Rent Debtors	\$0.00	<i>a/c 68000</i>

General Ledger [Detail]

11 The Promenade,
CAMP HILL. QLD. 4152

July 2020 To June 2021

ABN: 24 718 507 814
Email: stusharon@bigpond.com

ID No.	Src	Date	Memo	Debit	Credit	Job No.	Net Activity
4-9010		Rent Unit 17/109					
Beginning Balance:		\$32,419.35cr					
00001340	SJ	07/07/2020	Sale; One Nation Queensland Division Inc		\$5,090.00	U17 Eagle Farm	
00001344	SJ	07/08/2020	Sale; One Nation Queensland Division Inc		\$5,090.00	U17 Eagle Farm	
00001348	SJ	08/09/2020	Sale; One Nation Queensland Division Inc		\$5,090.00	U17 Eagle Farm	
00001353	SJ	06/10/2020	Sale; One Nation Queensland Division Inc		\$5,090.00	U17 Eagle Farm	
00001358	SJ	09/11/2020	Sale; One Nation Queensland Division Inc		\$5,090.00	U17 Eagle Farm	
00001362	SJ	07/12/2020	Sale; One Nation Queensland Division Inc		\$5,090.00	U17 Eagle Farm	
00001365	SJ	09/01/2021	Sale; One Nation Queensland Division Inc		\$5,090.00	U17 Eagle Farm	
00001368	SJ	10/02/2021	Sale; One Nation Queensland Division Inc		\$5,090.00	U17 Eagle Farm	
00001372	SJ	10/03/2021	Sale; One Nation Queensland Division Inc		\$5,090.00	U17 Eagle Farm	
00001374	SJ	10/04/2021	Sale; One Nation Queensland Division Inc		\$5,090.00	U17 Eagle Farm	
00001377	SJ	10/05/2021	Sale; One Nation Queensland Division Inc		\$5,090.00	U17 Eagle Farm	
00001381	SJ	11/06/2021	Sale; One Nation Queensland Division Inc		\$5,090.00	U17 Eagle Farm	
				Total :	\$0.00	\$61,080.00	\$61,080.00cr
4-9020		Management Fees Unit 17/109					
Beginning Balance:		\$1,800.00cr					
00001340	SJ	07/07/2020	Sale; One Nation Queensland Division Inc		\$305.40	U17 Eagle Farm	
00001344	SJ	07/08/2020	Sale; One Nation Queensland Division Inc		\$305.40	U17 Eagle Farm	
00001348	SJ	08/09/2020	Sale; One Nation Queensland Division Inc		\$305.40	U17 Eagle Farm	
00001353	SJ	06/10/2020	Sale; One Nation Queensland Division Inc		\$305.40	U17 Eagle Farm	
00001358	SJ	09/11/2020	Sale; One Nation Queensland Division Inc		\$305.40	U17 Eagle Farm	
00001362	SJ	07/12/2020	Sale; One Nation Queensland Division Inc		\$305.40	U17 Eagle Farm	
00001365	SJ	09/01/2021	Sale; One Nation Queensland Division Inc		\$305.40	U17 Eagle Farm	
00001368	SJ	10/02/2021	Sale; One Nation Queensland Division Inc		\$305.40	U17 Eagle Farm	
00001372	SJ	10/03/2021	Sale; One Nation Queensland Division Inc		\$305.40	U17 Eagle Farm	
00001374	SJ	10/04/2021	Sale; One Nation Queensland Division Inc		\$305.40	U17 Eagle Farm	
00001377	SJ	10/05/2021	Sale; One Nation Queensland Division Inc		\$305.40	U17 Eagle Farm	
00001381	SJ	11/06/2021	Sale; One Nation Queensland Division Inc		\$305.40	U17 Eagle Farm	
				Total :	\$0.00	\$3,664.80	\$3,664.80cr
4-9030		Outgoings Unit 17/109					
Beginning Balance:		\$3,035.55cr					
00001344	SJ	07/08/2020	Sale; One Nation Queensland Division Inc		\$2,614.56	U17 Eagle Farm	
00001348	SJ	08/09/2020	Sale; One Nation Queensland Division Inc		\$834.90	U17 Eagle Farm	
00001358	SJ	09/11/2020	Sale; One Nation Queensland Division Inc		\$1,737.54	U17 Eagle Farm	
00001365	SJ	09/01/2021	Sale; One Nation Queensland Division Inc		\$1,025.03	U17 Eagle Farm	
00001372	SJ	10/03/2021	Sale; One Nation Queensland Division Inc		\$2,471.08	U17 Eagle Farm	
00001374	SJ	10/04/2021	Sale; One Nation Queensland Division Inc		\$77.77	U17 Eagle Farm	
				Total :	\$0.00	\$8,760.88	\$8,760.88cr
				Grand Total :	\$0.00	\$73,505.68	

a/c 28000

* Year-End Adjustments

Crossley Stephenson Super Fund

11 The Promenade,
CAMP HILL. QLD. 4152

**Unit 17/109 Holt St, Eagle Farm QLD
Invoice Transactions [Accrual]**

01/07/2020 To 30/06/2021

	ID No.	Src	Date	Memo	Account	Charges	Payments	
00001340	One Nation Queensland Division Inc	*None						
	00001340	SJ	07/07/2020	Sale; One Nation Queensland Division Inc	1-5000	\$5,395.40		
	00001340	SJ	07/07/2020	Sale; One Nation Queensland Division Inc	1-5000	\$539.54		
	CR000902	CR	03/08/2020	Payment; PYMT Pauline Ha One Nation	1-5000		\$5,934.94	
						\$5,934.94	\$5,934.94	
00001344	One Nation Queensland Division Inc	*None						
	00001344	SJ	07/08/2020	Sale; One Nation Queensland Division Inc	1-5000	\$8,009.96		
	00001344	SJ	07/08/2020	Sale; One Nation Queensland Division Inc	1-5000	\$539.54		
	CR000914	CR	31/08/2020	Payment; PYMT Pauline Ha One Nation	1-5000		\$8,549.50	
						\$8,549.50	\$8,549.50	
00001348	One Nation Queensland Division Inc	*None						
	00001348	SJ	08/09/2020	Sale; One Nation Queensland Division Inc	1-5000	\$6,230.30		
	00001348	SJ	08/09/2020	Sale; One Nation Queensland Division Inc	1-5000	\$539.54		
	CR000926	CR	28/09/2020	Payment; PYMT Pauline Ha One Nation	1-5000		\$6,769.84	
						\$6,769.84	\$6,769.84	
00001353	One Nation Queensland Division Inc	*None						
	00001353	SJ	06/10/2020	Sale; One Nation Queensland Division Inc	1-5000	\$5,395.40		
	00001353	SJ	06/10/2020	Sale; One Nation Queensland Division Inc	1-5000	\$539.54		
	CR000940	CR	02/11/2020	Payment; PYMT Pauline Ha One Nation	1-5000		\$5,934.94	
						\$5,934.94	\$5,934.94	
00001358	One Nation Queensland Division Inc	*None						
	00001358	SJ	09/11/2020	Sale; One Nation Queensland Division Inc	1-5000	\$7,132.94		
	00001358	SJ	09/11/2020	Sale; One Nation Queensland Division Inc	1-5000	\$539.54		
	CR000950	CR	30/11/2020	Payment; PYMT Pauline Ha One Nation	1-5000		\$7,672.48	
						\$7,672.48	\$7,672.48	
00001362	One Nation Queensland Division Inc	*None						
	00001362	SJ	07/12/2020	Sale; One Nation Queensland Division Inc	1-5000	\$5,395.40		
	00001362	SJ	07/12/2020	Sale; One Nation Queensland Division Inc	1-5000	\$539.54		
	CR000965	CR	22/12/2020	Payment; PYMT Pauline Ha One Nation	1-5000		\$5,934.94	
						\$5,934.94	\$5,934.94	
00001365	One Nation Queensland Division Inc	*None						
	00001365	SJ	09/01/2021	Sale; One Nation Queensland Division Inc	1-5000	\$6,420.43		
	00001365	SJ	09/01/2021	Sale; One Nation Queensland Division Inc	1-5000	\$539.54		
	CR000982	CR	08/02/2021	Payment; PYMT Pauline Ha One Nation	1-5000		\$6,959.97	
						\$6,959.97	\$6,959.97	
00001368	One Nation Queensland Division Inc	*None						
	00001368	SJ	10/02/2021	Sale; One Nation Queensland Division Inc	1-5000	\$5,395.40		
	00001368	SJ	10/02/2021	Sale; One Nation Queensland Division Inc	1-5000	\$539.54		
	CR000995	CR	01/03/2021	Payment; PYMT Pauline Ha One Nation	1-5000		\$5,934.94	
						\$5,934.94	\$5,934.94	
00001372	One Nation Queensland Division Inc	*None						
	00001372	SJ	10/03/2021	Sale; One Nation Queensland Division Inc	1-5000	\$7,866.48		
	00001372	SJ	10/03/2021	Sale; One Nation Queensland Division Inc	1-5000	\$539.54		
	CR001005	CR	29/03/2021	Payment; PYMT Pauline Ha One Nation	1-5000		\$8,406.02	
						\$8,406.02	\$8,406.02	
00001374	One Nation Queensland Division Inc	*None						
	00001374	SJ	10/04/2021	Sale; One Nation Queensland Division Inc	1-5000	\$5,473.17		
	00001374	SJ	10/04/2021	Sale; One Nation Queensland Division Inc	1-5000	\$539.54		
	CR001017	CR	30/04/2021	Payment; PYMT Pauline Ha One Nation	1-5000		\$6,012.71	
						\$6,012.71	\$6,012.71	
00001377	One Nation Queensland Division Inc	*None						
	00001377	SJ	10/05/2021	Sale; One Nation Queensland Division Inc	1-5000	\$5,395.40		
	00001377	SJ	10/05/2021	Sale; One Nation Queensland Division Inc	1-5000	\$539.54		
	CR001029	CR	31/05/2021	Payment; PYMT Pauline Ha One Nation	1-5000		\$5,934.94	
						\$5,934.94	\$5,934.94	
00001381	One Nation Queensland Division Inc	*None						
	00001381	SJ	11/06/2021	Sale; One Nation Queensland Division Inc	1-5000	\$5,395.40		
	00001381	SJ	11/06/2021	Sale; One Nation Queensland Division Inc	1-5000	\$539.54		
						\$5,934.94	\$0.00	\$5,934.94

Total Sales ex. GST	\$73,505.68	<i>a/c 28000</i>
GST on Sales	\$6,474.48	
Total Payments	-\$74,045.22	
Rent Debtors	\$5,934.94	<i>a/c 68000</i>

General Ledger [Detail]

July 2020 To June 2021

ID No.	Src	Date	Memo	Debit	Credit	Job No.	Net Activity	Ending Balance
4-1010 Rent Unit 7								
Beginning Balance: \$18,671.76cr								
00001357	SJ	29/10/2020	Sale; Metal Manufacturers Limited		\$18,858.51	U7 Lonsdale		\$37,530.27cr
Total :				\$0.00	\$18,858.51		\$18,858.51cr	\$37,530.27cr
4-1020 Management Fee Unit 7								
Beginning Balance: \$1,120.32cr								
00001357	SJ	29/10/2020	Sale; Metal Manufacturers Limited		\$1,131.51	U7 Lonsdale		\$2,251.83cr
Total :				\$0.00	\$1,131.51		\$1,131.51cr	\$2,251.83cr
4-1030 Outgoings Unit 7								
Beginning Balance: \$4,733.27cr								
00001338	SJ	07/07/2020	Sale; Metal Manufacturers Limited		\$163.03	U7 Lonsdale		\$4,896.30cr
00001341	SJ	07/08/2020	Sale; Metal Manufacturers Limited		\$709.17	U7 Lonsdale		\$5,605.47cr
00001345	SJ	08/09/2020	Sale; Metal Manufacturers Limited		\$366.35	U7 Lonsdale		\$5,971.82cr
00001350	SJ	06/10/2020	Sale; Metal Manufacturers Limited		\$146.70	U7 Lonsdale		\$6,118.52cr
00001360	SJ	09/11/2020	Sale; Metal Manufacturers Limited		\$706.95	U7 Lonsdale		\$6,825.47cr
00001366	SJ	09/01/2021	Sale; Metal Manufacturers Limited		\$146.10	U7 Lonsdale		\$6,971.57cr
00001370	SJ	10/02/2021	Sale; Metal Manufacturers Limited		\$706.95	U7 Lonsdale		\$7,678.52cr
00001375	SJ	10/04/2021	Sale; Metal Manufacturers Limited		\$143.33	U7 Lonsdale		\$7,821.85cr
00001379	SJ	10/05/2021	Sale; Metal Manufacturers Limited		\$706.95	U7 Lonsdale		\$8,528.80cr
Total :				\$0.00	\$3,795.53		\$3,795.53cr	\$8,528.80cr
Grand Total :				\$0.00	\$23,785.55			

* Year-End Adjustments

General Ledger [Detail]

July 2020 To June 2021

ID No.	Src	Date	Memo	Debit	Credit	Job No.	Net Activity	Ending Balance
4-2010		Rent Unit 8						
Beginning Balance:		\$18,671.80cr						
00001357	SJ	29/10/2020	Sale; Metal Manufacturers Limited		\$18,858.51	U8 Lonsdale		\$37,530.31cr
Total :				\$0.00	\$18,858.51		\$18,858.51cr	\$37,530.31cr
4-2020		Management Fee Unit 8						
Beginning Balance:		\$1,120.32cr						
00001357	SJ	29/10/2020	Sale; Metal Manufacturers Limited		\$1,131.51	U8 Lonsdale		\$2,251.83cr
Total :				\$0.00	\$1,131.51		\$1,131.51cr	\$2,251.83cr
4-2030		Outgoings Unit 8						
Beginning Balance:		\$4,644.51cr						
00001338	SJ	07/07/2020	Sale; Metal Manufacturers Limited		\$169.85	U8 Lonsdale		\$4,814.36cr
00001341	SJ	07/08/2020	Sale; Metal Manufacturers Limited		\$684.42	U8 Lonsdale		\$5,498.78cr
00001345	SJ	08/09/2020	Sale; Metal Manufacturers Limited		\$366.35	U8 Lonsdale		\$5,865.13cr
00001350	SJ	06/10/2020	Sale; Metal Manufacturers Limited		\$152.86	U8 Lonsdale		\$6,017.99cr
00001360	SJ	09/11/2020	Sale; Metal Manufacturers Limited		\$682.20	U8 Lonsdale		\$6,700.19cr
00001366	SJ	09/01/2021	Sale; Metal Manufacturers Limited		\$159.98	U8 Lonsdale		\$6,860.17cr
00001370	SJ	10/02/2021	Sale; Metal Manufacturers Limited		\$682.20	U8 Lonsdale		\$7,542.37cr
00001375	SJ	10/04/2021	Sale; Metal Manufacturers Limited		\$151.65	U8 Lonsdale		\$7,694.02cr
00001379	SJ	10/05/2021	Sale; Metal Manufacturers Limited		\$682.20	U8 Lonsdale		\$8,376.22cr
Total :				\$0.00	\$3,731.71		\$3,731.71cr	\$8,376.22cr
Grand Total :				\$0.00	\$23,721.73			

* Year-End Adjustments

Crossley Stephenson Super Fund

11 The Promenade,
CAMP HILL. QLD. 4152

Unit 7 & 8, 27 Lindsay Rd
Invoice Transactions [Accrual]

01/07/2020 To 30/06/2021

	ID No.	Src	Date	Memo	Account	Charges	Payments
00001338	Metal Manufacturers Limited	*None					
	00001338	SJ	07/07/2020	Sale; Metal Manufacturers Limited	1-5000	\$332.88	
	CR000925	CR	25/09/2020	Payment; MM Electrical 234336	1-5000		\$332.88
						\$332.88	\$332.88
00001341	Metal Manufacturers Limited	*None					
	00001341	SJ	07/08/2020	Sale; Metal Manufacturers Limited	1-5000	\$1,393.59	
	CR000913	CR	14/08/2020	Payment; MM Electrical 219906	1-5000		\$1,393.59
						\$1,393.59	\$1,393.59
00001345	Metal Manufacturers Limited	*None					
	00001345	SJ	08/09/2020	Sale; Metal Manufacturers Limited	1-5000	\$732.70	
	CR000920	CR	11/09/2020	Payment; MM Electrical 230077	1-5000		\$732.70
						\$732.70	\$732.70
00001350	Metal Manufacturers Limited	*None					
	00001350	SJ	06/10/2020	Sale; Metal Manufacturers Limited	1-5000	\$299.56	
	CR000938	CR	30/10/2020	Payment; MM Electrical 248144	1-5000		\$299.56
						\$299.56	\$299.56
00001357	Metal Manufacturers Limited	*None					
	00001357	SJ	29/10/2020	Sale; Metal Manufacturers Limited	1-5000	\$39,980.04	
	00001357	SJ	29/10/2020	Sale; Metal Manufacturers Limited	1-5000	\$3,998.00	
	CR000942	CR	02/11/2020	Payment; MM-MM ELECTRICAL	1-5000		\$3,664.84
	CR000953	CR	01/12/2020	Payment; MM-MM ELECTRICAL	1-5000		\$3,664.84
	CR000974	CR	04/01/2021	Payment; MM-MM ELECTRICAL	1-5000		\$3,664.84
	CR000981	CR	01/02/2021	Payment; MM-MM ELECTRICAL	1-5000		\$3,664.84
	CR000994	CR	01/03/2021	Payment; MM-MM ELECTRICAL	1-5000		\$3,664.84
	CR001007	CR	01/04/2021	Payment; MM-MM ELECTRICAL	1-5000		\$3,664.84
	CR001018	CR	03/05/2021	Payment; MMEM-NSC MM	1-5000		\$3,664.84
	CR001031	CR	01/06/2021	Payment; MMEM-NSC MM	1-5000		\$3,664.84
						\$43,978.04	\$29,318.72
							\$14,659.32
00001360	Metal Manufacturers Limited	*None					
	00001360	SJ	09/11/2020	Sale; Metal Manufacturers Limited	1-5000	\$1,389.15	
	CR000951	CR	01/12/2020	Payment; MM Electrical 258676	1-5000		\$1,389.15
						\$1,389.15	\$1,389.15
00001366	Metal Manufacturers Limited	*None					
	00001366	SJ	09/01/2021	Sale; Metal Manufacturers Limited	1-5000	\$306.08	
	CR000991	CR	26/02/2021	Payment; MM Electrical 286462	1-5000		\$306.08
						\$306.08	\$306.08
00001370	Metal Manufacturers Limited	*None					
	00001370	SJ	10/02/2021	Sale; Metal Manufacturers Limited	1-5000	\$1,389.15	
	CR000992	CR	01/03/2021	Payment; MM Electrical 287879	1-5000		\$1,389.15
						\$1,389.15	\$1,389.15
00001375	Metal Manufacturers Limited	*None					
	00001375	SJ	10/04/2021	Sale; Metal Manufacturers Limited	1-5000	\$294.98	
	CR001020	CR	30/04/2021	Payment; MM Electrical 309556	1-5000		\$294.98
						\$294.98	\$294.98
00001379	Metal Manufacturers Limited	*None					
	00001379	SJ	10/05/2021	Sale; Metal Manufacturers Limited	1-5000	\$1,389.15	
	CR001032	CR	01/06/2021	Payment; MM Electrical 320246	1-5000		\$1,389.15
						\$1,389.15	\$1,389.15

Total Sales ex. GST
GST on Sales
Total Payments
Rent Debtors

\$47,507.28 a/c 28000
\$3,998.00
-\$36,845.96
\$14,659.32 a/c 68000

23785.55 U7
23721.71 U8
47507.26

General Ledger [Detail]

July 2020 To June 2021

ID No.	Src	Date	Memo	Debit	Credit	Job No.	Net Activity	Ending Balance
4-3010		Rent Unit 5						
Beginning Balance:		\$16,988.55cr						
00001339	SJ	07/07/2020	Sale; Crossfit Esplanade		\$1,723.96	U5 Seaford		\$18,712.51cr
00001343	SJ	07/08/2020	Sale; Crossfit Esplanade		\$1,723.96	U5 Seaford		\$20,436.47cr
00001347	SJ	08/09/2020	Sale; Crossfit Esplanade		\$1,723.96	U5 Seaford		\$22,160.43cr
00001351	SJ	06/10/2020	Sale; Crossfit Esplanade		\$1,723.96	U5 Seaford		\$23,884.39cr
00001361	SJ	09/11/2020	Sale; Crossfit Esplanade		\$1,723.96	U5 Seaford		\$25,608.35cr
00001364	SJ	07/12/2020	Sale; Crossfit Esplanade		\$1,775.68	U5 Seaford		\$27,384.03cr
00001367	SJ	09/01/2021	Sale; Crossfit Esplanade		\$1,775.68	U5 Seaford		\$29,159.71cr
00001371	SJ	10/02/2021	Sale; Crossfit Esplanade		\$1,775.68	U5 Seaford		\$30,935.39cr
00001373	SJ	10/03/2021	Sale; Crossfit Esplanade		\$1,775.68	U5 Seaford		\$32,711.07cr
00001376	SJ	10/04/2021	Sale; Crossfit Esplanade		\$1,775.68	U5 Seaford		\$34,486.75cr
00001380	SJ	10/05/2021	Sale; Crossfit Esplanade		\$1,775.68	U5 Seaford		\$36,262.43cr
00001382	SJ	11/06/2021	Sale; Crossfit Esplanade		\$1,775.68	U5 Seaford		\$38,038.11cr
Total :				\$0.00	\$21,049.56		\$21,049.56cr	\$38,038.11cr
4-3020		Management Fees Unit 5						
Beginning Balance:		\$1,607.15cr						
00001339	SJ	07/07/2020	Sale; Crossfit Esplanade		\$135.33	U5 Seaford		\$1,742.48cr
00001343	SJ	07/08/2020	Sale; Crossfit Esplanade		\$135.33	U5 Seaford		\$1,877.81cr
00001347	SJ	08/09/2020	Sale; Crossfit Esplanade		\$135.33	U5 Seaford		\$2,013.14cr
00001351	SJ	06/10/2020	Sale; Crossfit Esplanade		\$135.33	U5 Seaford		\$2,148.47cr
00001361	SJ	09/11/2020	Sale; Crossfit Esplanade		\$135.33	U5 Seaford		\$2,283.80cr
00001364	SJ	07/12/2020	Sale; Crossfit Esplanade		\$139.39	U5 Seaford		\$2,423.19cr
00001367	SJ	09/01/2021	Sale; Crossfit Esplanade		\$139.39	U5 Seaford		\$2,562.58cr
00001371	SJ	10/02/2021	Sale; Crossfit Esplanade		\$139.39	U5 Seaford		\$2,701.97cr
00001373	SJ	10/03/2021	Sale; Crossfit Esplanade		\$139.39	U5 Seaford		\$2,841.36cr
00001376	SJ	10/04/2021	Sale; Crossfit Esplanade		\$139.39	U5 Seaford		\$2,980.75cr
00001380	SJ	10/05/2021	Sale; Crossfit Esplanade		\$139.39	U5 Seaford		\$3,120.14cr
00001382	SJ	11/06/2021	Sale; Crossfit Esplanade		\$139.39	U5 Seaford		\$3,259.53cr
Total :				\$0.00	\$1,652.38		\$1,652.38cr	\$3,259.53cr
4-3030		Outgoings Unit 5						
Beginning Balance:		\$4,774.30cr						
00001339	SJ	07/07/2020	Sale; Crossfit Esplanade		\$540.47	U5 Seaford		\$5,314.77cr
00001343	SJ	07/08/2020	Sale; Crossfit Esplanade		\$489.51	U5 Seaford		\$5,804.28cr
00001347	SJ	08/09/2020	Sale; Crossfit Esplanade		\$712.29	U5 Seaford		\$6,516.57cr
00001351	SJ	06/10/2020	Sale; Crossfit Esplanade		\$242.31	U5 Seaford		\$6,758.88cr
00001361	SJ	09/11/2020	Sale; Crossfit Esplanade		\$485.89	U5 Seaford		\$7,244.77cr
00001364	SJ	07/12/2020	Sale; Crossfit Esplanade		\$352.39	U5 Seaford		\$7,597.16cr
00001367	SJ	09/01/2021	Sale; Crossfit Esplanade		\$260.74	U5 Seaford		\$7,857.90cr
00001371	SJ	10/02/2021	Sale; Crossfit Esplanade		\$485.89	U5 Seaford		\$8,343.79cr
00001373	SJ	10/03/2021	Sale; Crossfit Esplanade		\$352.39	U5 Seaford		\$8,696.18cr
00001376	SJ	10/04/2021	Sale; Crossfit Esplanade		\$252.42	U5 Seaford		\$8,948.60cr
00001380	SJ	10/05/2021	Sale; Crossfit Esplanade		\$485.89	U5 Seaford		\$9,434.49cr
00001382	SJ	11/06/2021	Sale; Crossfit Esplanade		\$352.39	U5 Seaford		\$9,786.88cr
Total :				\$0.00	\$5,012.58		\$5,012.58cr	\$9,786.88cr
Grand Total :				\$0.00	\$27,714.52			

a/c 28000

Crossley Stephenson Super Fund

11 The Promenade,
CAMP HILL. QLD. 4152

**Unit 5/16 Farrow Cct
Invoice Transactions [Accrual]**

01/07/2020 To 30/06/2021

	ID No.	Src	Date	Memo	Account	Charges	Payments
00001339	Crossfit Esplanade	*None					
	00001339	SJ	07/07/2020	Sale; Crossfit Esplanade	1-5000	\$2,399.76	
	00001339	SJ	07/07/2020	Sale; Crossfit Esplanade	1-5000	\$194.62	
	CR000893	CR	08/07/2020	Payment; DANA K BIGG U5 CFE	1-5000		\$599.70
	CR000894	CR	16/07/2020	Payment; DANA K BIGG U5 CFE	1-5000		\$600.00
	CR000895	CR	20/07/2020	Payment; DANA K BIGG U5 CFE	1-5000		\$600.00
	CR000896	CR	23/07/2020	Payment; DANA K BIGG U5 CFE	1-5000		\$600.00
	CR000979	CR	28/01/2021	Payment; DANA KATE BIGG U5 CFE wk4	1-5000		\$10.69
	CR000987	CR	10/02/2021	Payment; DANA KATE BIGG U5 CFE	1-5000		\$183.99
						\$2,594.38	\$2,594.38
00001343	Crossfit Esplanade	*None					
	00001343	SJ	07/08/2020	Sale; Crossfit Esplanade	1-5000	\$2,348.80	
	00001343	SJ	07/08/2020	Sale; Crossfit Esplanade	1-5000	\$194.62	
	CR000959	CR	07/08/2020	Payment; DANA K BIGG U5 CFE wk 1	1-5000		\$650.00
	CR000960	CR	11/08/2020	Payment; DANA K BIGG U5 CFE wk2	1-5000		\$455.32
	CR000905	CR	20/08/2020	Payment; DANA K BIGG U5 CFE wk 3	1-5000		\$650.00
	CR000915	CR	27/08/2020	Payment; DANA K BIGG U5 CFE wk4	1-5000		\$650.00
	CR000917	CR	11/09/2020	Payment; DANA K BIGG U5 CFE WK1	1-5000		\$138.10
						\$2,543.42	\$2,543.42
00001347	Crossfit Esplanade	*None					
	00001347	SJ	08/09/2020	Sale; Crossfit Esplanade	1-5000	\$2,571.58	
	00001347	SJ	08/09/2020	Sale; Crossfit Esplanade	1-5000	\$194.62	
	CR000917	CR	11/09/2020	Payment; DANA K BIGG U5 CFE WK1	1-5000		\$536.90
	CR000918	CR	17/09/2020	Payment; DANA K BIGG U5 CFE wk2	1-5000		\$675.00
	CR000919	CR	22/09/2020	Payment; DANA K BIGG U5 CFE wk3	1-5000		\$675.00
	CR000924	CR	25/09/2020	Payment; DANA K BIGG U5 CFE wk4	1-5000		\$675.00
	CR000927	CR	12/10/2020	Payment; DANA K BIGG U5 CFE wk1 10 OCT 2020	1-5000		\$204.30
						\$2,766.20	\$2,766.20
00001351	Crossfit Esplanade	*None					
	CR000960	CR	11/08/2020	Payment; DANA K BIGG U5 CFE wk2	1-5000		\$194.68
	00001351	SJ	06/10/2020	Sale; Crossfit Esplanade	1-5000	\$2,101.60	
	00001351	SJ	06/10/2020	Sale; Crossfit Esplanade	1-5000	\$194.62	
	CR000927	CR	12/10/2020	Payment; DANA K BIGG U5 CFE wk1 10 OCT 2020	1-5000		\$370.70
	CR000928	CR	15/10/2020	Payment; DANA K BIGG U5 CFE wk2	1-5000		\$575.00
	CR000934	CR	22/10/2020	Payment; DANA K BIGG U5 CFE wk3	1-5000		\$575.00
	CR000937	CR	30/10/2020	Payment; DANA K BIGG U5 CFE wk4	1-5000		\$575.00
	CR000961	CR	08/12/2020	Payment; DANA K BIGG U5 CFE wk4	1-5000		\$0.20
	CR000979	CR	28/01/2021	Payment; DANA KATE BIGG U5 CFE wk4	1-5000		\$5.64
						\$2,296.22	\$2,296.22
00001361	Crossfit Esplanade	*None					
	00001361	SJ	09/11/2020	Sale; Crossfit Esplanade	1-5000	\$2,345.18	
	00001361	SJ	09/11/2020	Sale; Crossfit Esplanade	1-5000	\$194.62	
	CR000945	CR	19/11/2020	Payment; DANA K BIGG U5 CFE WK1	1-5000		\$635.00
	CR000946	CR	20/11/2020	Payment; DANA K BIGG U5 CFE wk2	1-5000		\$635.00
	CR000954	CR	01/12/2020	Payment; DANA K BIGG U5 CFE WK3	1-5000		\$635.00
	CR000961	CR	08/12/2020	Payment; DANA K BIGG U5 CFE wk4	1-5000		\$634.80
						\$2,539.80	\$2,539.80
00001364	Crossfit Esplanade	*None					
	00001364	SJ	07/12/2020	Sale; Crossfit Esplanade	1-5000	\$2,267.46	
	00001364	SJ	07/12/2020	Sale; Crossfit Esplanade	1-5000	\$200.20	
	CR000962	CR	14/12/2020	Payment; DANA K BIGG U5 CFE WK1	1-5000		\$615.00
	CR000963	CR	16/12/2020	Payment; DANA K BIGG U5 CFE wk2	1-5000		\$615.00
	CR000964	CR	18/12/2020	Payment; DANA K BIGG U5 CFE WK3	1-5000		\$615.00
	CR000975	CR	06/01/2021	Payment; DANA K BIGG U5 CFE wk4	1-5000		\$615.00
	CR000979	CR	28/01/2021	Payment; DANA KATE BIGG U5 CFE wk4	1-5000		\$7.66
						\$2,467.66	\$2,467.66
00001367	Crossfit Esplanade	*None					
	00001367	SJ	09/01/2021	Sale; Crossfit Esplanade	1-5000	\$2,175.81	
	00001367	SJ	09/01/2021	Sale; Crossfit Esplanade	1-5000	\$200.20	
	CR000976	CR	13/01/2021	Payment; DANA K BIGG U5 CFE WK1	1-5000		\$600.00
	CR000977	CR	14/01/2021	Payment; DANA K BIGG U5 CFE wk2	1-5000		\$600.00

	CR000978	CR	20/01/2021	Payment; DANA K BIGG U5 CFE wk3	1-5000		\$600.00
	CR000979	CR	28/01/2021	Payment; DANA K KATE BIGG U5 CFE wk4	1-5000		\$576.01
						\$2,376.01	\$2,376.01
00001371	Crossfit Esplanade	*None					
	00001371	SJ	10/02/2021	Sale; Crossfit Esplanade	1-5000	\$2,400.96	
	00001371	SJ	10/02/2021	Sale; Crossfit Esplanade	1-5000	\$200.20	
	CR000987	CR	10/02/2021	Payment; DANA K KATE BIGG U5 CFE	1-5000		\$0.01
	CR000988	CR	10/02/2021	Payment; DANA K KATE BIGG U5 CFE wk1	1-5000		\$650.00
	CR000989	CR	17/02/2021	Payment; DANA K BIGG U5 CFE wk2	1-5000		\$650.00
	CR000990	CR	25/02/2021	Payment; DANA K BIGG U5 CFE WK3	1-5000		\$650.00
	CR000999	CR	12/03/2021	Payment; DANA K BIGG U5 CFE WK4	1-5000		\$650.00
	CR001000	CR	16/03/2021	Payment; DANA K BIGG U5 CFE WK1	1-5000		\$1.15
						\$2,601.16	\$2,601.16
00001373	Crossfit Esplanade	*None					
	00001373	SJ	10/03/2021	Sale; Crossfit Esplanade	1-5000	\$2,267.46	
	00001373	SJ	10/03/2021	Sale; Crossfit Esplanade	1-5000	\$200.20	
	CR001000	CR	16/03/2021	Payment; DANA K BIGG U5 CFE WK1	1-5000		\$613.85
	CR001001	CR	19/03/2021	Payment; DANA K BIGG U5 CFE WK2	1-5000		\$615.00
	CR001008	CR	07/04/2021	Payment; DANA K BIGG U5 CFE WK3	1-5000		\$615.00
	CR001009	CR	09/04/2021	Payment; DANA K BIGG U5 CFE wk4	1-5000		\$615.00
	CR001014	CR	22/04/2021	Payment; DANA K BIGG U5 CFE WK1	1-5000		\$8.81
						\$2,467.66	\$2,467.66
00001376	Crossfit Esplanade	*None					
	00001376	SJ	10/04/2021	Sale; Crossfit Esplanade	1-5000	\$2,167.49	
	00001376	SJ	10/04/2021	Sale; Crossfit Esplanade	1-5000	\$200.20	
	CR001014	CR	22/04/2021	Payment; DANA K BIGG U5 CFE WK1	1-5000		\$583.19
	CR001015	CR	26/04/2021	Payment; DANA K BIGG U5 CFE WK2	1-5000		\$592.00
	CR001016	CR	06/05/2021	Payment; DANA K BIGG U5 CFE WK3	1-5000		\$592.00
	CR001021	CR	11/05/2021	Payment; DANA K BIGG U5 CFE WK4	1-5000		\$592.00
	CR001022	CR	18/05/2021	Payment; DANA K BIGG U5 CFE wk1	1-5000		\$8.50
						\$2,367.69	\$2,367.69
00001380	Crossfit Esplanade	*None					
	00001380	SJ	10/05/2021	Sale; Crossfit Esplanade	1-5000	\$2,400.96	
	00001380	SJ	10/05/2021	Sale; Crossfit Esplanade	1-5000	\$200.20	
	CR001022	CR	18/05/2021	Payment; DANA K BIGG U5 CFE wk1	1-5000		\$641.50
	CR001028	CR	25/05/2021	Payment; DANA K BIGG U5 CFE WK2	1-5000		\$650.00
	CR001033	CR	07/06/2021	Payment; DANA K BIGG U5 CFE wk3	1-5000		\$650.00
	CR001034	CR	10/06/2021	Payment; DANA K BIGG U5 CFE WK4	1-5000		\$650.00
	CR001041	CR	28/06/2021	Payment; DANA K BIGG U5 CFE WK1	1-5000		\$9.66
						\$2,601.16	\$2,601.16
00001382	Crossfit Esplanade	*None					
	00001382	SJ	11/06/2021	Sale; Crossfit Esplanade	1-5000	\$2,267.46	
	00001382	SJ	11/06/2021	Sale; Crossfit Esplanade	1-5000	\$200.20	
	CR001041	CR	28/06/2021	Payment; DANA K BIGG U5 CFE WK1	1-5000		\$610.34
	CR001042	CR	29/06/2021	Payment; DANA K BIGG U5 CFE WK2 and 3	1-5000		\$1,240.00
						\$2,467.66	\$1,850.34

\$617.32

Total Sales ex. GST \$27,714.52 a/c 28000
GST on Sales \$2,374.50
Total Payments -\$29,471.70
Rent Debtors \$617.32 a/c 68000

30100 - Accountancy Fees

2021 Financial Year

Preparer Kelly Fu

Reviewer Kelly Fu

Status Completed

Account Code	Description	CY Balance	LY Balance	Change
30100	Accountancy Fees	\$5,940.00	\$5,940.00	0%
TOTAL		CY Balance	LY Balance	
		\$5,940.00	\$5,940.00	

Supporting Documents

- General Ledger [Report](#)
- 30100 - Accounting fee 2021.pdf

Standard Checklist

- Attach all source documentation
- Ensure all Transactions have been entered

Crossley Stephenson Superannuation Fund

General Ledger

As at 30 June 2021

Transaction Date	Description	Units	Debit	Credit	Balance \$
Accountancy Fees (30100)					
<u>Accountancy Fees (30100)</u>					
28/09/2020	WITHDRAWAL ONLINE 1560191 PYMT PDK Financ CROSTSF-Inv42384		5,940.00		5,940.00 DR
			5,940.00		5,940.00 DR

Total Debits: 5,940.00

Total Credits: 0.00

TAX INVOICE

Invoice Date 15 September 2020

Invoice No. 42384

Client Code CROSTSF

Crossley Stephenson Superannuation Fund
11 The Promenade
CAMP HILL QLD 4152

To our Professional Fees and Charges in attending to the following :-

Preparation of Financial Statements and Statutory Minutes for the Crossley Stephenson Superannuation Fund for the year ended 30 June 2020.

Preparation and lodgement of Fund Income Tax Return for the Crossley Stephenson Superannuation Fund for the year ended 30 June 2020 including schedules as required.

Preparation and lodgement of 2020 Request to adjust concessional contributions.

Preparation of 2020 year end adjusting journal.

Preparation and lodgement of Australian Securities and Investments Commission Annual Company Statement for CSSF Nominees Pty Ltd.

Preparation and Lodgement of Solvency Resolution.

Attendance to Lodgement, Signatures, Photocopying etc.

Our Fee Total	5,400.00
Plus: GST	540.00
TOTAL FEE	\$5,940.00

30400 - ATO Supervisory Levy

2021 Financial Year

Preparer Kelly Fu

Reviewer Kelly Fu

Status Completed

Account Code	Description	CY Balance	LY Balance	Change
30400	ATO Supervisory Levy	\$259.00	\$259.00	0%
TOTAL		CY Balance	LY Balance	
		\$259.00	\$259.00	

Supporting Documents

- General Ledger [Report](#)

Standard Checklist

- Attach all source documentation
- Ensure all Transactions have been entered

Crossley Stephenson Superannuation Fund

General Ledger

As at 30 June 2021

Transaction Date	Description	Units	Debit	Credit	Balance \$
ATO Supervisory Levy (30400)					
<u>ATO Supervisory Levy (30400)</u>					
18/09/2020	WITHDRAWAL ONLINE 6604023 BPAY TAX OFFICE 2019-2020SMSFTax		259.00		259.00 DR
			259.00		259.00 DR

Total Debits: 259.00

Total Credits: 0.00

30700 - Auditor's Remuneration

2021 Financial Year

Preparer Kelly Fu

Reviewer Kelly Fu

Status Completed

Account Code	Description	CY Balance	LY Balance	Change
30700	Auditor's Remuneration	\$1,320.00	\$1,320.00	0%
TOTAL		CY Balance	LY Balance	
		\$1,320.00	\$1,320.00	

Supporting Documents

- General Ledger [Report](#)
- 30700 - Auditing fee 2021.pdf

Standard Checklist

- Attach all source documentation
- Ensure all Transactions have been entered

Crossley Stephenson Superannuation Fund

General Ledger

As at 30 June 2021

Transaction Date	Description	Units	Debit	Credit	Balance \$
Auditor's Remuneration (30700)					
Auditor's Remuneration (30700)					
05/10/2020	WITHDRAWAL ONLINE 1505158 PYMT PDK Financ Invoice 42394 Audi		1,320.00		1,320.00 DR
			1,320.00		1,320.00 DR

Total Debits: 1,320.00

Total Credits: 0.00

TAX INVOICE

Invoice Date 21 September 2020

Invoice No. 42394

Client Code CROSTSF

Crossley Stephenson Superannuation Fund
11 The Promenade
CAMP HILL QLD 4152

To our Professional Fees and Charges in attending to the following :-

Annual audit of the records, financial statements and tax return of the Crossley Stephenson Superannuation Fund for the year ended 30 June 2020 as required under SIS Regulations.

Preparation of Audit Report.

Review of statutory minute book documentation for history of fund per requirements under SIS Legislation.

Review of property on Limited Recourse Borrowing Arrangement.

Certificate of Title Search.

All audit matters generally.

Our Fee Total	1,200.00
Plus: GST	120.00
TOTAL FEE	\$1,320.00

Remittance Advice - Please return with your payment

Payment required within Fourteen (14) Days from date of Invoice

Invoice Due Date - 05 October 2020

Please forward cheques to:
PDK Financial Synergy P/L
PO Box 3685
ADELAIDE SA 5000

Credit Card: Mastercard/Visa (Please circle)

Card No:

Expires: ____ / ____

For Direct Deposit:
BSB: 035-000
Account No: 683075

Name on Card: _____

Signature: _____

Client Code: CROSTSF

Invoice No: 42394

Amount Due: \$1,320.00

Amount Paid: \$ _____

Liability limited by a scheme approved under Professional Standards Legislation

30800 - ASIC Fees

2021 Financial Year

Preparer Kelly Fu

Reviewer Kelly Fu

Status Completed

Account Code	Description	CY Balance	LY Balance	Change
30800	ASIC Fees	\$273.00	\$267.00	2.25%
TOTAL		CY Balance	LY Balance	
		\$273.00	\$267.00	

Supporting Documents

- General Ledger [Report](#)
- 30800 - ASIC annual review fee paid 2021.pdf

Standard Checklist

- Attach all source documentation
- Ensure all Transactions have been entered

Crossley Stephenson Superannuation Fund

General Ledger

As at 30 June 2021

Transaction Date	Description	Units	Debit	Credit	Balance \$
ASIC Fees (30800)					
ASIC Fees (30800)					
22/01/2021	WITHDRAWAL ONLINE 7500369 BPAY ASIC SMSF Annual Review		273.00		273.00 DR
			273.00		273.00 DR

Total Debits: 273.00

Total Credits: 0.00

**ASIC**

Australian Securities & Investments Commission

ABN 86 768 265 615

CSSF NOMINEES PTY LTD
 PDK FINANCIAL SYNERGY PTY LTD
 PO BOX 3685 ADELAIDE SA 5000

INVOICE STATEMENT

Issue date 22 Nov 20

CSSF NOMINEES PTY LTD

ACN 154 393 165

Account No. 22 154393165

Summary

Opening Balance	\$0.00
New items	\$273.00
Payments & credits	\$0.00
TOTAL DUE	\$273.00

- Amounts are not subject to GST. (Treasurer's determination - exempt taxes, fees and charges).
- Payment of your annual review fee will maintain your registration as an Australian company.

Transaction details are listed on the back of this page

Inquiries

www.asic.gov.au/invoices

1300 300 630

Please pay

Immediately	\$0.00
By 22 Jan 21	\$273.00

If you have already paid please ignore this invoice statement.

- Late fees will apply if you do NOT
 - tell us about a change during the period that the law allows
 - bring your company or scheme details up to date within 28 days of the date of issue of the annual statement, or
 - pay your review fee within 2 months of the annual review date.
- Information on late fee amounts can be found on the ASIC website.

**ASIC**

Australian Securities & Investments Commission

PAYMENT SLIP**CSSF NOMINEES PTY LTD**

ACN 154 393 165

Account No: 22 154393165



22 154393165

TOTAL DUE	\$273.00
Immediately	\$0.00
By 22 Jan 21	\$273.00

Payment options are listed on the back of this payment slip



Bill Code: 17301
Ref: 2291543931656



*814 129 0002291543931656 18

30900 - Advisor Fees

2021 Financial Year

Preparer Kelly Fu

Reviewer Kelly Fu

Status N/A - Not Applicable

Account Code	Description	CY Balance	LY Balance	Change
30900	Advisor Fees		\$410.00	100%
TOTAL		CY Balance	LY Balance	
			\$410.00	

Supporting Documents

No supporting documents

Standard Checklist

- Attach all source documentation
- Ensure all Transactions have been entered

31500 - Bank Charges

2021 Financial Year

Preparer Kelly Fu

Reviewer Kelly Fu

Status N/A - Not Applicable

Account Code	Description	CY Balance	LY Balance	Change
31500	Bank Charges		\$708.73	100%
TOTAL		CY Balance	LY Balance	
			\$708.73	

Supporting Documents

No supporting documents

Standard Checklist

- Attach all source documentation
- Ensure all Transactions have been entered

31800 - Borrowing Expenses

2021 Financial Year

Preparer Kelly Fu

Reviewer Kelly Fu

Status Completed

Account Code	Description	CY Balance	LY Balance	Change
31800	Borrowing Expenses	\$3,111.03	\$1,580.41	96.85%
TOTAL		CY Balance	LY Balance	
		\$3,111.03	\$1,580.41	

Supporting Documents

- General Ledger [Report](#)
- 66000, 31800 - Borrowing expenses 2021.pdf

Standard Checklist

- Attach all source documentation
- Ensure all Transactions have been entered

Crossley Stephenson Superannuation Fund

General Ledger

As at 30 June 2021

Transaction Date	Description	Units	Debit	Credit	Balance \$
Borrowing Expenses (31800)					
<u>Borrowing Expenses (31800)</u>					
30/06/2021			3,111.03		3,111.03 DR
			3,111.03		3,111.03 DR
<hr/>					
Total Debits:	3,111.03				
Total Credits:	0.00				

**Westpac Business Loan
30/09/2016**

valuation fee	1,281.25	
title search fee	150.00	
Registration Fee	157.00	
		<u>1,588.25</u>

30/06/2017	237.58	1,350.67
30/06/2018	317.65	1,033.02
30/06/2019	317.65	715.37
29/06/2020	317.65	397.72
29/06/2021	317.65	80.07
29/06/2022	80.07	-

1,588.25

**Liberty Loan
17/01/2020**

27/11/2019 Application Fee	795
13/12/2019 Valuation Payment	1,430.00
15/01/2020 Mortgage Registration Fee	192
15/01/2020 Transfer of Land Registration Fee	2,784.00
17/01/2020 Establishment Fee	6,750.00
17/01/2020 Property Search Fees	30.9
17/01/2020 Document Preparation Fee	695
17/01/2020 Settlement Fee	595
17/01/2020 Trust Investigation Fee	695
	<u>13,966.90</u>

30/06/2020	1,262.76	12,704.14
30/06/2021	2,793.38	9,910.76
30/06/2022	2,793.38	7,117.38
30/06/2023	2,793.38	4,324.00
30/06/2024	2,793.38	1,530.62
30/06/2025	1,530.62	0.00

13,966.90

3,111.03	31800
9,990.82	66000

33400 - Depreciation

2021 Financial Year

Preparer Kelly Fu

Reviewer Kelly Fu

Status Completed

Account Code	Description	CY Balance	LY Balance	Change
CROSSLEY_AIRCONDITIO	Air Conditioner - Unit 7/ 27 Lindsay Rd, Lonsdale	\$85.64	\$107.04	(19.99)%
CROSSLEY_SOLARSYSTEM	Solar System 3kw - Unit 8/ 27 Lindsay Rd, Lonsdale	\$92.76	\$103.07	(10)%
CSSFHENDON	3/4 Florence Street, Hendon SA 5014	\$543.00	\$869.00	(37.51)%
CSSFU8HWS	Hot Water System - 8/27 Lindsey Rd	\$48.01	\$57.61	(16.66)%
CSSF_EAGALFARM	17/109 Holt Street, Eagle Farm QLD 4009	\$20,359.00	\$11,441.00	77.95%
STUCROSS11	7/27 Lindsay Road, Lonsdale SA 5160	\$295.00	\$473.00	(37.63)%
STUCROSS21	8/27 Lindsay Road, Lonsdale SA 5160	\$294.00	\$472.00	(37.71)%
STUCROSS31	5/16 Farrow Circuit, Seaford SA 5169	\$115.00	\$185.00	(37.84)%
TOTAL		CY Balance	LY Balance	
		\$21,832.41	\$13,707.72	

Supporting Documents

- Depreciation Schedule Report [Report](#)
- 33400 - 2021 BMT depn and capital deduction Reports - U3, U7, U8, U5, U17.pdf

Standard Checklist

- Attach Depreciation Schedule

Crossley Stephenson Superannuation Fund

Depreciation Schedule

For The Period 01 July 2020 - 30 June 2021

Investment	Purchase Date	Cost	Opening Written Down Value	Adjustments			Depreciation				
				Disposals/ Decrease	Additions/ Increase	Total Value For Depreciation ¹	Method	Rate	Calculated Depreciation ²	Posted Depreciation ³	Closing Written Down Value
Plant and Equipment (at written down value) - Unitised											
Air Conditioner - Unit 7/ 27 Lindsay Rd, Lonsdale											
	02/03/2015	1,390.00	428.18			428.18	Diminishing Value	20.00 %	85.64	85.64	342.54
Hot Water System - 8/27 Lindsey Rd											
	21/06/2017	500.00	288.00			288.00	Diminishing Value	16.67 %	48.01	48.01	239.99
Solar System 3kw - Unit 8/ 27 Lindsay Rd, Lonsdale											
	05/02/2014	1,818.18	927.60			927.60	Diminishing Value	10.00 %	92.76	92.76	834.84
		3,708.18	1,643.78			1,643.78				226.41	1,417.37
		3,708.18	1,643.78			1,643.78				226.41	1,417.37

¹ Amounts have been pro rated based on number of days in the year

² Depreciation calculated as per depreciation method

³ Depreciation amounts posted to the ledger

1.1 Depreciation of Plant and Equipment

This section lists the 'Plant & Equipment' relevant to this property and their corresponding depreciation claims under the Diminishing Value method. This schedule also shows the total depreciation claim for the items that have been allocated to the low-value pool.

The depreciation of 'Plant & Equipment' in these schedules is in accordance with the relevant depreciation legislation provided by the ATO at the date this report has been prepared.

The basic depreciation rates shown in the schedule have been calculated on the basis of the commissioner's effective life estimates outlined in the above rulings. The effective life of an asset is divided into either 150 or 200 to determine the basic Diminishing Value rate for the asset depending on when the item was purchased.

1.2 Diminishing Value Total - Plant & Equipment and Division 43

Date	Division 40			Division 43	Total (\$)
	Effective Life Plant	Pooled Plant	Total Division 40		
1-Oct-16 to 30-Jun-17	2,404	798	3,202	4,951	8,153
1-Jul-17 to 30-Jun-18	1,033	1,297	2,330	6,595	8,925
1-Jul-18 to 30-Jun-19	0	1,392	1,392	6,595	7,987
1-Jul-19 to 30-Jun-20	0	869	869	6,595	7,464
1-Jul-20 to 30-Jun-21	0	543	543	6,595	7,138
1-Jul-21 to 30-Jun-22	0	339	339	6,595	6,934
1-Jul-22 to 30-Jun-23	0	213	213	6,595	6,808
1-Jul-23 to 30-Jun-24	0	132	132	6,595	6,727
1-Jul-24 to 30-Jun-25	0	83	83	6,595	6,678
1-Jul-25 to 30-Jun-26	0	51	51	6,595	6,646

tax deduction

Please refer to Appendix one for a comparison of the total allowable depreciation of both the Diminishing Value method and the Prime Cost method. This table can be viewed graphically in Appendix two and three.

1.1 Depreciation of Plant and Equipment

This section lists the 'Plant & Equipment' relevant to this property and their corresponding depreciation claims under the Diminishing Value method. This schedule also shows the total depreciation claim for the items that have been allocated to the low-value pool.

The depreciation of 'Plant & Equipment' in these schedules is in accordance with Income Tax Order 1217 (for items acquired before 1 July 1991), Income Tax Ruling IT 2685 (for items acquired before 1 January 2001), Tax Ruling TR 2000/18 (for items acquired before 1 July 2006), Tax Ruling TR 2006/5 & subsequent addendums (for items acquired from 1 July 2006).

The basic depreciation rates shown in the schedule have been calculated on the basis of the commissioner's effective life estimates outlined in the above rulings. The effective life of an asset is divided into either 150 or 200 to determine the basic Diminishing Value rate for the asset depending on when the item was purchased.

1.2 Diminishing Value Total - Plant & Equipment and Division 43

Date	Division 40			Division 43	Total (\$)
	Effective Life Plant	Pooled Plant	Total Division 40		
14-Jan-12 to 30-Jun-12	1,177	797	1,974	2,534	4,508
1-Jul-12 to 30-Jun-13	1,281	1,294	2,575	5,455	8,030
1-Jul-13 to 30-Jun-14	527	1,178	1,705	5,455	7,160
1-Jul-14 to 30-Jun-15	271	1,057	1,328	5,455	6,783
1-Jul-15 to 30-Jun-16	235	660	895	5,455	6,350
1-Jul-16 to 30-Jun-17	203	412	615	5,455	6,070
1-Jul-17 to 30-Jun-18	176	257	433	5,455	5,888
1-Jul-18 to 30-Jun-19	153	162	315	5,455	5,770
1-Jul-19 to 30-Jun-20	0	473	473	5,455	5,928
1-Jul-20 to 30-Jun-21	0	295	295	5,455	5,750

Please refer to Appendix one for a comparison of the total allowable depreciation of both the Diminishing Value method and the Prime Cost method. This table can be viewed graphically in Appendix two and three.

1.1 Depreciation of Plant and Equipment

This section lists the 'Plant & Equipment' relevant to this property and their corresponding depreciation claims under the Diminishing Value method. This schedule also shows the total depreciation claim for the items that have been allocated to the low-value pool.

The depreciation of 'Plant & Equipment' in these schedules is in accordance with Income Tax Order 1217 (for items acquired before 1 July 1991), Income Tax Ruling IT 2685 (for items acquired before 1 January 2001), Tax Ruling TR 2000/18 (for items acquired before 1 July 2006), Tax Ruling TR 2006/5 & subsequent addendums (for items acquired from 1 July 2006).

The basic depreciation rates shown in the schedule have been calculated on the basis of the commissioner's effective life estimates outlined in the above rulings. The effective life of an asset is divided into either 150 or 200 to determine the basic Diminishing Value rate for the asset depending on when the item was purchased.

1.2 Diminishing Value Total - Plant & Equipment and Division 43

Date	Division 40			Division 43	Total (\$)
	Effective Life Plant	Pooled Plant	Total Division 40		
14-Jan-12 to 30-Jun-12	1,177	773	1,950	2,509	4,459
1-Jul-12 to 30-Jun-13	1,281	1,258	2,539	5,401	7,940
1-Jul-13 to 30-Jun-14	527	1,154	1,681	5,401	7,082
1-Jul-14 to 30-Jun-15	271	1,043	1,314	5,401	6,715
1-Jul-15 to 30-Jun-16	235	651	886	5,401	6,287
1-Jul-16 to 30-Jun-17	203	406	609	5,401	6,010
1-Jul-17 to 30-Jun-18	176	254	430	5,401	5,831
1-Jul-18 to 30-Jun-19	153	160	313	5,401	5,714
1-Jul-19 to 30-Jun-20	0	472	472	5,401	5,873
1-Jul-20 to 30-Jun-21	0	294	294	5,401	5,695

Please refer to Appendix one for a comparison of the total allowable depreciation of both the Diminishing Value method and the Prime Cost method. This table can be viewed graphically in Appendix two and three.

1.1 Depreciation of Plant and Equipment

This section lists the 'Plant & Equipment' relevant to this property and their corresponding depreciation claims under the Diminishing Value method. This schedule also shows the total depreciation claim for the items that have been allocated to the low-value pool.

The depreciation of 'Plant & Equipment' in these schedules is in accordance with the relevant depreciation legislation provided by the ATO at the date this report has been prepared.

The basic depreciation rates shown in the schedule have been calculated on the basis of the commissioner's effective life estimates outlined in the above rulings. The effective life of an asset is divided into either 150 or 200 to determine the basic Diminishing Value rate for the asset depending on when the item was purchased.

1.2 Diminishing Value Total - Plant & Equipment and Division 43

Date	Division 40			Division 43	Total (\$)
	Effective Life Plant	Pooled Plant	Total Division 40		
2-Nov-13 to 30-Jun-14	2,307	920	3,227	2,801	6,028
1-Jul-14 to 30-Jun-15	485	1,496	1,981	4,225	6,206
1-Jul-15 to 30-Jun-16	0	1,208	1,208	4,225	5,433
1-Jul-16 to 30-Jun-17	0	754	754	4,225	4,979
1-Jul-17 to 30-Jun-18	0	473	473	4,225	4,698
1-Jul-18 to 30-Jun-19	0	294	294	4,225	4,519
1-Jul-19 to 30-Jun-20	0	185	185	4,225	4,410
1-Jul-20 to 30-Jun-21	0	115	115	4,225	4,340
1-Jul-21 to 30-Jun-22	0	71	71	4,225	4,296
1-Jul-22 to 30-Jun-23	0	45	45	4,225	4,270

Please refer to Appendix one for a comparison of the total allowable depreciation of both the Diminishing Value method and the Prime Cost method. This table can be viewed graphically in Appendix two and three.

Diminishing value method summary

Date	Effective life	Pooled plant	Division 40	Division 43	Total
17-Jan-20 to 30-Jun-20	4,839	6,602	11,441	3,003	14,444
1-Jul-20 to 30-Jun-21	6,682	13,677	20,359	6,580	26,939
1-Jul-21 to 30-Jun-22	4,240	9,509	13,749	6,580	20,329
1-Jul-22 to 30-Jun-23	2,954	6,297	9,251	6,580	15,831
1-Jul-23 to 30-Jun-24	2,337	4,286	6,623	6,580	13,203
1-Jul-24 to 30-Jun-25	1,803	3,017	4,820	6,580	11,400
1-Jul-25 to 30-Jun-26	1,489	1,886	3,375	6,580	9,955
1-Jul-26 to 30-Jun-27	1,234	1,183	2,417	6,580	8,997
1-Jul-27 to 30-Jun-28	1,026	737	1,763	6,580	8,343
1-Jul-28 to 30-Jun-29	655	765	1,420	6,580	8,000
1-Jul-29 to 30-Jun-30	567	475	1,042	6,580	7,622
1-Jul-30 to 30-Jun-31	492	300	792	6,580	7,372
1-Jul-31 to 30-Jun-32	426	187	613	6,580	7,193
1-Jul-32 to 30-Jun-33	369	119	488	6,580	7,068
1-Jul-33 to 30-Jun-34	320	74	394	6,580	6,974
1-Jul-34 to 30-Jun-35	277	48	325	6,580	6,905
1-Jul-35 to 30-Jun-36	241	30	271	6,580	6,851
1-Jul-36 to 30-Jun-37	208	19	227	6,580	6,807
1-Jul-37 to 30-Jun-38	181	10	191	6,580	6,771
1-Jul-38 to 30-Jun-39	157	6	163	6,580	6,743
1-Jul-39 to 30-Jun-40	136	2	138	6,580	6,718
1-Jul-40 to 30-Jun-41	0	331	331	6,580	6,911
1-Jul-41 to 30-Jun-42	0	208	208	6,580	6,788
1-Jul-42 to 30-Jun-43	0	129	129	6,580	6,709
1-Jul-43 to 30-Jun-44	0	81	81	6,580	6,661
1-Jul-44 to 30-Jun-45	0	50	50	6,580	6,630
1-Jul-45 to 30-Jun-46	0	32	32	6,580	6,612
1-Jul-46 to 30-Jun-47	0	20	20	6,580	6,600
1-Jul-47 to 30-Jun-48	0	12	12	6,580	6,592
1-Jul-48 to 30-Jun-49	0	8	8	6,580	6,588
1-Jul-49 to 30-Jun-50	0	5	5	6,580	6,585
1-Jul-50 to 30-Jun-51	0	3	3	6,580	6,583
1-Jul-51 to 30-Jun-52	0	2	2	6,580	6,582
1-Jul-52 to 30-Jun-53	0	1	1	6,580	6,581
1-Jul-53 to 30-Jun-54	0	1	1	6,580	6,581
1-Jul-54 to 30-Jun-55	0	0	0	6,580	6,580
1-Jul-55 to 30-Jun-56	0	0	0	6,580	6,580
1-Jul-56 to 30-Jun-57	0	0	0	6,580	6,580
1-Jul-57 to 30-Jun-58	0	0	0	2,496	2,496
1-Jul-58 to 30-Jun-59	0	0	0	0	0
1-Jul-59 to 30-Jun-60	0	0	0	0	0
Total	30,633	50,112	80,745	248,959	329,704

The contents of this page are subject to and must be read in conjunction with the disclaimer on page 7

39000 - Life Insurance Premiums

2021 Financial Year

Preparer Kelly Fu

Reviewer Kelly Fu

Status Completed

Account Code	Description	CY Balance	LY Balance	Change
CROSTU00001A	(Life Insurance Premiums) Crossley, Stuart - Accumulation (Accumulation)	\$3,816.06	\$3,281.22	16.3%
STESHA00001A	(Life Insurance Premiums) Stephenson, Sharon - Accumulation (Accumulation)	\$814.54	\$1,060.66	(23.2)%
TOTAL		CY Balance	LY Balance	
		\$4,630.60	\$4,341.88	

Supporting Documents

- General Ledger [Report](#)
- 39000 - Zurich Life 2021.pdf [CROSTU00001A](#)
- 39000 - AMP Life 2021.pdf [STESHA00001A](#)

Standard Checklist

- Attach all source documentation
- Ensure all Transactions have been entered

Crossley Stephenson Superannuation Fund

General Ledger

As at 30 June 2021

Transaction Date	Description	Units	Debit	Credit	Balance \$
Life Insurance Premiums (39000)					
<u>(Life Insurance Premiums) Crossley, Stuart - Accumulation (CROSTU00001A)</u>					
13/07/2020	PAYMENT BY AUTHORITY TO ZURICH AUST LIFE INS ZURICH LIFE M030597 3F		289.29		289.29 DR
13/08/2020	PAYMENT BY AUTHORITY TO ZURICH AUST LIFE INS ZURICH LIFE M030597 3F		289.29		578.58 DR
14/09/2020	PAYMENT BY AUTHORITY TO ZURICH AUST LIFE INS ZURICH LIFE M030597 3F		289.29		867.87 DR
13/10/2020	PAYMENT BY AUTHORITY TO ZURICH AUST LIFE INS ZURICH LIFE M030597 3F		289.29		1,157.16 DR
13/11/2020	PAYMENT BY AUTHORITY TO ZURICH AUST LIFE INS ZURICH LIFE M030597 3F		289.29		1,446.45 DR
14/12/2020	PAYMENT BY AUTHORITY TO ZURICH AUST LIFE INS ZURICH LIFE M030597 3F		289.29		1,735.74 DR
13/01/2021	PAYMENT BY AUTHORITY TO ZURICH AUST LIFE INS ZURICH LIFE M030597 3F		346.72		2,082.46 DR
15/02/2021	PAYMENT BY AUTHORITY TO ZURICH AUST LIFE INS ZURICH LIFE M030597 3F		346.72		2,429.18 DR
15/03/2021	PAYMENT BY AUTHORITY TO ZURICH AUST LIFE INS ZURICH LIFE M030597 3F		346.72		2,775.90 DR
13/04/2021	PAYMENT BY AUTHORITY TO ZURICH AUST LIFE INS ZURICH LIFE M030597 3F		346.72		3,122.62 DR
13/05/2021	PAYMENT BY AUTHORITY TO ZURICH AUST LIFE INS ZURICH LIFE M030597 3F		346.72		3,469.34 DR
15/06/2021	PAYMENT BY AUTHORITY TO ZURICH AUST LIFE INS ZURICH LIFE M030597 3F		346.72		3,816.06 DR
			3,816.06		3,816.06 DR
<u>(Life Insurance Premiums) Stephenson, Sharon - Accumulation (STESHA00001A)</u>					
15/07/2020	PAYMENT BY AUTHORITY TO A. M. P. SOCIETY AMP LIFE LIMITED A1970172-U		94.13		94.13 DR
17/08/2020	PAYMENT BY AUTHORITY TO A. M. P. SOCIETY AMP LIFE LIMITED A1970172-U		94.13		188.26 DR
15/09/2020	PAYMENT BY AUTHORITY TO A. M. P. SOCIETY AMP LIFE LIMITED A1970172-U		94.13		282.39 DR
15/10/2020	PAYMENT BY AUTHORITY TO A. M. P. SOCIETY AMP LIFE LIMITED A1970172-U		94.13		376.52 DR
16/11/2020	PAYMENT BY AUTHORITY TO A. M. P. SOCIETY AMP LIFE LIMITED A1970172-U		94.13		470.65 DR
15/12/2020	PAYMENT BY AUTHORITY TO A. M. P. SOCIETY AMP LIFE LIMITED A1970172-U		114.63		585.28 DR
15/01/2021	PAYMENT BY AUTHORITY TO A. M. P. SOCIETY AMP LIFE LIMITED A1970172-U		114.63		699.91 DR
15/02/2021	PAYMENT BY AUTHORITY TO A. M. P. SOCIETY AMP LIFE LIMITED A1970172-U		114.63		814.54 DR
15/03/2021	PAYMENT BY AUTHORITY TO A. M. P. SOCIETY AMP LIFE LIMITED		114.63		929.17 DR

Crossley Stephenson Superannuation Fund

General Ledger

As at 30 June 2021

Transaction Date	Description	Units	Debit	Credit	Balance \$
	A1970172-U				
25/03/2021	Remitter=AMP LIFE Ref=0225072			114.63	814.54 DR
			929.17	114.63	814.54 DR
Total Debits:	4,745.23				
Total Credits:	114.63				

Zurich FutureWise

Your policy anniversary



Crossley Stephenson Super Fund
11 The Promenade
CAMP HILL QLD 4152

Life insured:
Stuart Crossley

Policy number:
50213858

Policy type:
Zurich Life Insurance
(Superannuation, held by
external trustee)

Policy owner:
**Crossley Stephenson
Super Fund**


14 December 2020

Thank you for being a Zurich customer

We are writing to tell you about changes to your insurance premium for the next policy year and to let you know that your premium is due soon. We will automatically direct debit this from your nominated bank account, so you can relax knowing that you're protected. We will let you know if any payments are unsuccessful.

! Premium increases

The cost of providing protection has continued to increase, resulting in a premium rate increase being applied to your policy at this anniversary. Further information regarding the rate increase is provided in this notice and at zurich.com.au/lifepremiums



AWAS-015212-2020-FW

You've selected Premium with cover increase

Period of cover:

12 January 2021 to 11 February 2021

With inflation protection

Your policy has in-built inflation protection to help maintain the value of your cover over time.

Cover summary

Your policy provides:

- a lump sum payment on the life insured's death or terminal illness during the term of the policy.
- a lump sum payment in the event the life insured meets the total and permanent disability definition relevant to your policy.

This policy is part of an optimiser arrangement and contains the super benefits. This policy is related to the Zurich Life Insurance policy shown on your policy schedule. Premiums for the related policy are not included in this notice.

Premium monthly:

\$346.72

Due on:

13 January 2021

Your monthly premium is detailed in the policy breakdown on page 2 and will apply for the remainder of the policy year (unless you make a change to your policy).

Detailed policy breakdown

Below is a summary of the insurance benefits which apply to this policy.

Life Insured	Cover type	Current cover	Increased cover	Premium without cover increase	Premium with cover increase
Stuart Crossley	Death & terminal illness	\$929,231	\$957,108	\$193.48	\$199.29
	TPD insurance (super component)	\$827,398	\$852,220	\$143.14	\$147.43
	Total			\$336.62	\$346.72

Cover type	Additional notes (refer to the policy conditions for full details)
TPD insurance (super component)	This is the super component of a superannuation optimiser arrangement, where cover is held across two related policies. Although the total sum insured is shown on both related policies, the maximum benefit payable across the two policies is the sum insured stated above.

Full terms and conditions of your cover, including any special conditions and exclusions, are outlined in the most recently issued policy schedule and PDS. If you don't have the PDS, visit zurich.com.au/lifepds or contact us and we will send one to you.

Inflation protection

Your policy has in-built inflation protection to help maintain the value of your cover over time. If you opt out of inflation protection, your future insurance cover might not give you the same real value as it would today. If you would like to maintain the same cover amount, please contact your local insurance specialist on 131 551 before the next due date so that we can reduce your premium accordingly.

Benefits of your policy

Some of the features of your policy include:

- Guaranteed renewal of your policy terms up until the expiry date, regardless of any change in health.
- Worldwide cover 24 hours a day, seven days a week.
- Cover increase without health evidence. For example if you've had a baby, a child start secondary school or a new mortgage you may be eligible for an increase in cover.

TPD amount payable

If a TPD claim is accepted under an 'any' or 'own' occupation policy definition, the amount payable is calculated as at the date the life insured ceased work as a result of the sickness or injury that led to the claim. We will confirm this amount as part of our assessment of the claim.

Life insurance code of practice

As a member of the Financial Services Council of Australia (the FSC), we are bound by the Life Insurance Code of Practice, which outlines the standards that we are committed to in providing life insurance services to you. The Code can be found at fsc.org.au.

Stuart and Sharon

From: AMP <bansw1@amp.com.au>
Sent: Tuesday, March 23, 2021 2:00 PM
To: stusharon@bigpond.com; rlovell@ypartners.com.au; vdrummond@ypartners.com.au
Subject: Your plan has been cancelled

Flag Status: Flagged

SUPER

AMP Life
Part of the Resolution Life Group

Your plan has been cancelled

CUSTOMER NAME Crossley & Stephen Atf Crossley & Stephen
Sf

ACCOUNT NO
VT5192055D

REQUEST ID
1050072669

Flexible Lifetime® – Protection Plan

Dear Trustees,

At your request, we have cancelled your Flexible Lifetime® – Protection Plan, effective 7 March 2021.

A refund of \$114.63 will be credited to your bank account shortly.

We have stopped the automatic payments from your bank account. However, if we receive any further payments, we will refund them to you.

We're here to help

Thank you for choosing us to meet your financial needs. If you have any questions, please contact us or talk to your financial adviser.

Financial adviser

Richard Lovell

E rlovell@ypartners.com.au T 08 8110 6400

Your contacts

W amplife.com.au

E askamplife@amplife.com.au T 133 731

F 1300 301 267



Resolution Life

[Contact us](#) | [FAQ](#) | [Privacy](#)

AMP Life Limited ABN 84 079 300 379 AFSL No. 233671
©Registered trademark of AMP Limited ABN 49 079 354 519

PDK Financial Solutions Pty Ltd
Level 5, 195 North Terrace
ADELAIDE SA 5000
T (08) 8271 9555
F (08) 8271 9522

Richard Lovell CFP®, BComm, DipFP
Greg Fragoulis CFP®, DipFP, BSc (Ma)
Chris Savva Adv DipFP
are Authorised Representatives of
Hillross Financial Services Limited

03 March 2021

Mr S J Crossley & Ms S L Stephenson
ATF Crossley & Stephenson Super Fund
11 The Promenade
CAMP HILL QLD 4152

Dear Stuart & Sharon,

Instruction to conduct a transaction without advice from us

You recently asked us to process the following transaction for you:

Transaction description

You have requested to cancel the Death & TPD cover with AMP (policy no. VT5192055D).

Please note that once cancelled you will no longer be covered for the above Death & TPD cover.

You wish to proceed with the transaction without receiving advice from us about the benefits and risks of doing so.

For us to proceed, you must read this letter and sign the attached Client Authorisation.

We have not given you advice

While we have agreed to assist you with the implementation of your requested transaction, we must be sure you understand and are comfortable proceeding without receiving personal advice from us. You have specifically instructed us not to advise you about the transaction. This means that we have not:

- recommended you proceed with the transaction;
- discussed with you the specific consequences of proceeding with the transaction; or
- considered your objectives, financial situation, or needs in relation to the transaction.

We recommended you obtain personal advice before proceeding with any financial transactions that may impact your position or your ability to achieve your goals.

Given the opportunity to provide you with that advice, we would be in a position to fully identify and explain the above areas to you. However, you have confirmed that you wish to proceed with the requested transaction without our advice.

Based on your decision to decline our advice, you understand that we and the AMP Group will not be liable for any financial or other loss that you might suffer as a result of the transaction.

41800 - Postage, Printing and Stationery

2021 Financial Year

Preparer Kelly Fu

Reviewer Kelly Fu

Status N/A - Not Applicable

Account Code	Description	CY Balance	LY Balance	Change
41800	Postage, Printing and Stationery		\$131.82	100%
TOTAL		CY Balance	LY Balance	
			\$131.82	

Supporting Documents

No supporting documents

Standard Checklist

- Attach all source documentation
- Ensure all Transactions have been entered

41960 - Property Expenses - Council Rates

2021 Financial Year

Preparer Kelly Fu

Reviewer Kelly Fu

Status Completed

Account Code	Description	CY Balance	LY Balance	Change
CSSFHENDON	3/4 Florence Street, Hendon SA 5014	\$4,690.10	\$4,571.85	2.59%
CSSF_EAGALFARM	17/109 Holt Street, Eagle Farm QLD 4009	\$3,310.35	\$1,028.75	221.78%
STUCROSS11	7/27 Lindsay Road, Lonsdale SA 5160	\$1,622.22	\$1,628.78	(0.4)%
STUCROSS21	8/27 Lindsay Road, Lonsdale SA 5160	\$1,622.22	\$1,628.78	(0.4)%
STUCROSS31	5/16 Farrow Circuit, Seaford SA 5169	\$1,599.62	\$1,606.05	(0.4)%
TOTAL		CY Balance	LY Balance	
		\$12,844.51	\$10,464.21	

Supporting Documents

- General Ledger [Report](#)
- 41960 - Council rates 2021.pdf

Standard Checklist

- Attach Agent statements (either monthly or annual)
- Attach any other statements, notices or invoices

Crossley Stephenson Superannuation Fund

General Ledger

As at 30 June 2021

Transaction Date	Description	Units	Debit	Credit	Balance \$
Property Expenses - Council Rates (41960)					
<u>17/109 Holt Street, Eagle Farm QLD 4009 (CSSF EAGALFARM)</u>					
05/08/2020	WITHDRAWAL ONLINE 7270544 BPAY EagleFarmR EFRatesJul-Sept20		834.90		834.90 DR
01/10/2020	WITHDRAWAL ONLINE 5973019 BPAY EagleFarmR EagleFarmRates#2		834.90		1,669.80 DR
04/01/2021	WITHDRAWAL ONLINE 7128302 BPAY EagleFarmR EagleFarmRates#3		805.65		2,475.45 DR
01/04/2021	WITHDRAWAL ONLINE 5311397 BPAY EagleFarmR EagleFarmRatesQ4		834.90		3,310.35 DR
			3,310.35		3,310.35 DR
<u>3/4 Florence Street, Hendon SA 5014 (CSSFHENDON)</u>					
21/09/2020	WITHDRAWAL ONLINE 7184050 BPAY U3 Hendon U3HendonRates#1		1,173.00		1,173.00 DR
01/12/2020	WITHDRAWAL ONLINE 1508520 BPAY U3 Hendon U3HendonRates#2		1,173.00		2,346.00 DR
01/03/2021	WITHDRAWAL ONLINE 7430784 BPAY U3 Hendon U3HendonRates		1,173.00		3,519.00 DR
01/06/2021	WITHDRAWAL ONLINE 6703349 BPAY U3 Hendon U3HendonRates		1,171.10		4,690.10 DR
			4,690.10		4,690.10 DR
<u>7/27 Lindsay Road, Lonsdale SA 5160 (STUCROSS11)</u>					
01/09/2020	WITHDRAWAL ONLINE 2324981 BPAY U7 Lonsdal U7LonsdaleRates#1		407.22		407.22 DR
01/12/2020	WITHDRAWAL ONLINE 4909817 BPAY U7 Lonsdal U7LonsdaleRates#2		405.00		812.22 DR
01/03/2021	WITHDRAWAL ONLINE 5035523 BPAY U7 Lonsdal U7LonsdaleRatesQ#3		405.00		1,217.22 DR
01/06/2021	WITHDRAWAL ONLINE 4769182 BPAY U7 Lonsdal U7LonsdaleRates		405.00		1,622.22 DR
			1,622.22		1,622.22 DR
<u>8/27 Lindsay Road, Lonsdale SA 5160 (STUCROSS21)</u>					
01/09/2020	WITHDRAWAL ONLINE 9274128 BPAY U8 Lonsdal U8LonsdaleRates#1		407.22		407.22 DR
01/12/2020	WITHDRAWAL ONLINE 0104524 BPAY U8 Lonsdal U8LonsdaleRates#2		405.00		812.22 DR
01/03/2021	WITHDRAWAL ONLINE 3807417 BPAY U8 Lonsdal U8LonsdaleRatesQ#3		405.00		1,217.22 DR
01/06/2021	WITHDRAWAL ONLINE 1765784 BPAY U8 Lonsdal U8LonsdaleRates		405.00		1,622.22 DR
			1,622.22		1,622.22 DR
<u>5/16 Farrow Circuit, Seaford SA 5169 (STUCROSS31)</u>					
01/09/2020	WITHDRAWAL ONLINE 1929939 BPAY U5 Seaford U5SeafordRates#1		402.62		402.62 DR
01/12/2020	WITHDRAWAL ONLINE 2323284 BPAY U5 Seaford U5SeafordRates#2		399.00		801.62 DR
01/03/2021	WITHDRAWAL ONLINE 7467167 BPAY U5 Seaford U5SeafordRatesQ#3		399.00		1,200.62 DR
01/06/2021	WITHDRAWAL ONLINE 6071406 BPAY U5 Seaford U5SeafordRates		399.00		1,599.62 DR

Crossley Stephenson Superannuation Fund

General Ledger

As at 30 June 2021

Transaction Date	Description	Units	Debit	Credit	Balance \$
			1,599.62		1,599.62 DR

Total Debits: 12,844.51

Total Credits: 0.00



Dedicated to a better Brisbane

BRISBANE CITY COUNCIL ABN 72 002 765 795

Rate Account

Property Location 17/109 HOLT ST
EAGLE FARM
Issue Date 6 Jul 2020

Bill number
5000 1037 5382 899

Bill number including donation
5800 1037 5382 899

Enquiries
(07) 3403 8888
24 hours 7 days

Account Period
1 Jul 2020 - 30 Sep 2020



P185BCCRA525_A4MA01/E-1185/S-2371/I-4741

EAGLE FARM PROPERTY TRUST
C/- CSSF NOMINEES PTY LTD AS TRUSTEE
11 THE PROMENADE
CAMP HILL QLD 4152

Donate to the Lord Mayor's Charitable Trust to help those in need

You can make a \$15 donation to the Lord Mayor's Charitable Trust to support Brisbane's grass-roots charities.

Donations are tax deductible and can be made through your preferred rates payment method. A separate receipt will be issued by Council.

For more about the work of the Trust visit lmct.org.au

Council is fundraising for the Lord Mayor's Charitable Trust, a registered charity under the Collections Act 1966.



LORD MAYOR'S CHARITABLE TRUST

The rates and charges set out in this notice are levied by the service of this notice and are due and payable within 30 days of the issue date.

Full payment by the Due Date includes Discount and/or Rounding (where applicable).

Compounding interest of 8.53% per annum will accrue daily on any amount owing immediately after this date.

Nett Amount Payable

\$834.90

Due Date

5 Aug 2020

Scheduled 5/8/2020

Summary of Charges

Opening Balance	0.00
Brisbane City Council Rates & Charges	682.60
State Government Charges	152.30

Gross Amount 834.90

Discount and/or Rounding (where applicable) 0.00


Nett Amount Payable 834.90

Optional Lord Mayor's Charitable Trust donation received by the Due Date 849.90

If mailing your payment please tear off this slip and return with payment. Please do not pin or staple this slip. See reverse for payment methods.

Including Lord Mayor's Charitable Trust \$15 donation

Excluding Lord Mayor's Charitable Trust \$15 donation



*439 580010375382899



Billor Code: 319186
Ref: 5800 0000 5696 129
Amt: \$849.90 by 5 Aug 2020



*439 500010375382899



Billor Code: 78550
Ref: 5000 0000 5696 129
Amt: \$834.90 by 5 Aug 2020

Pay using your smartphone



EAGLE FARM PROPERTY TRUST

Due Date

5 Aug 2020

50

Gross Amount

\$834.90

Nett Amount

\$834.90

<0000083490>

<004440>

<500010375382899>

>



BRISBANE CITY COUNCIL ABN 72 002 765 795

Rate Account

Property Location 17/109 HOLT ST
EAGLE FARM
Issue Date 1 Sep 2020

Bill number
5000 1038 0613 996

Bill number including donation
5800 1038 0613 996

Dedicated to a better Brisbane



P241BCCRA225_A4MA01/E-1175/S-2349/I-4697

EAGLE FARM PROPERTY TRUST
C/- CSSF NOMINEES PTY LTD AS TRUSTEE
11 THE PROMENADE
CAMP HILL QLD 4152

Enquiries
(07) 3403 8888
24 hours 7 days

Account Period
1 Oct 2020 - 31 Dec 2020

Donate to the Lord Mayor's Charitable Trust to help those in need

You can make a \$15 donation to the Lord Mayor's Charitable Trust to support Brisbane's grass-roots charities.

Donations are tax deductible and can be made through your preferred rates payment method. A separate receipt will be issued by Council.

For more about the work of the Trust visit lmct.org.au

Council is fundraising for the Lord Mayor's Charitable Trust, a registered charity under the Collections Act 1986.



LORD MAYOR'S CHARITABLE TRUST

The rates and charges set out in this notice are levied by the service of this notice and are due and payable within 30 days of the issue date.

Full payment by the Due Date includes Discount and/or Rounding (where applicable).

Compounding interest of 8.53% per annum will accrue daily on any amount owing immediately after this date.

Nett Amount Payable

\$834.90

Due Date

1 Oct 2020

Summary of Charges

Scheduled 1/10/2020

Opening Balance	0.00
Brisbane City Council Rates & Charges	682.60
State Government Charges	152.30
Gross Amount	834.90
Discount and/or Rounding (where applicable)	0.00
Nett Amount Payable	834.90
Optional Lord Mayor's Charitable Trust donation received by the Due Date	849.90

If mailing your payment please tear off this slip and return with payment. Please do not pin or staple this slip. See reverse for payment methods.

Including Lord Mayor's Charitable Trust \$15 donation

Excluding Lord Mayor's Charitable Trust \$15 donation



*439 580010380613996



*439 500010380613996



Bill Code: 319186
Ref: 5800 0000 5696 129
Amt: \$849.90 by 1 Oct 2020



Bill Code: 78550
Ref: 5000 0000 5696 129
Amt: \$834.90 by 1 Oct 2020

Pay using your smartphone



EAGLE FARM PROPERTY TRUST

Due Date

1 Oct 2020

50

Gross Amount

\$834.90

Nett Amount

\$834.90

<0000083490>

<004440>

<500010380613996>

>



BRISBANE CITY COUNCIL ABN 72 002 765 795

Rate Account

Property Location 17/109 HOLT ST
EAGLE FARM
Issue Date 4 Dec 2020

Bill number
5000 1038 5944 150

Bill number including donation
5800 1038 5944 150

Dedicated to a better Brisbane



P338BCCRA461_A4MA01/E-1186/S-2371/I-4741

EAGLE FARM PROPERTY TRUST
C/- CSSF NOMINEES PTY LTD AS TRUSTEE
11 THE PROMENADE
CAMP HILL QLD 4152

Enquiries
(07) 3403 8888
24 hours 7 days

Account Period
1 Jan 2021 - 31 Mar 2021

Donate to the Lord Mayor's Charitable Trust to help those in need

You can make a \$15 donation to the Lord Mayor's Charitable Trust to support Brisbane's grass-roots charities.

Donations are tax deductible and can be made through your preferred rates payment method. A separate receipt will be issued by Council.

For more about the work of the Trust visit lmct.org.au

Council is fundraising for the Lord Mayor's Charitable Trust, a registered charity under the Collections Act 1966.



LORD MAYOR'S CHARITABLE TRUST

The rates and charges set out in this notice are levied by the service of this notice and are due and payable within 30 days of the issue date.

Full payment by the Due Date includes Discount and/or Rounding (where applicable).

Compounding interest of 8.53% per annum will accrue daily on any amount owing immediately after this date.

Nett Amount Payable

\$805.65

Due Date

4 Jan 2021

Summary of Charges

Opening Balance	0.00
Brisbane City Council Rates & Charges	682.60
Kingsford Smith Drive Savings Rebate	29.24 CR
State Government Charges	152.30


Scheduled
4/1/2021.

Gross Amount	805.66
Discount and/or Rounding (where applicable)	0.01 CR
Nett Amount Payable	805.65
Optional Lord Mayor's Charitable Trust donation received by the Due Date	820.65

If mailing your payment please tear off this slip and return with payment. Please do not pin or staple this slip. See reverse for payment methods.

Including Lord Mayor's Charitable Trust \$15 donation

Excluding Lord Mayor's Charitable Trust \$15 donation



*439 580010385944150



Billor Code: 319186
Ref: 5800 0000 5696 129
Amt: \$820.65 by 4 Jan 2021



*439 500010385944150



Billor Code: 78550
Ref: 5000 0000 5696 129
Amt: \$805.65 by 4 Jan 2021

Pay using your smartphone



EAGLE FARM PROPERTY TRUST

Due Date

4 Jan 2021

50

Gross Amount

\$805.66

Nett Amount

\$805.65

<0000080565>

<004440>

<500010385944150>

>



BRISBANE CITY COUNCIL ABN 72 002 765 795

Rate Account

Property Location 17/109 HOLT ST
EAGLE FARM
Issue Date 2 Mar 2021

Bill number
5000 1039 1287 590

Bill number including donation
5800 1039 1287 590

Enquiries
(07) 3403 8888
24 hours 7 days

Account Period
1 Apr 2021 - 30 Jun 2021



P057BCCRA935_A4MA01/E-1182/S-2363/I-4725

EAGLE FARM PROPERTY TRUST
C/- **CSSF NOMINEES PTY LTD AS TRUSTEE**
11 THE PROMENADE
CAMP HILL QLD 4152

Donate to the Lord Mayor's Charitable Trust to help those in need

You can make a \$15 donation to the Lord Mayor's Charitable Trust to support Brisbane's grass-roots charities.

Donations are tax deductible and can be made through your preferred rates payment method. A separate receipt will be issued by Council.

For more about the work of the Trust visit lmct.org.au

Council is fundraising for the Lord Mayor's Charitable Trust, a registered charity under the *Collections Act 1966*.



LORD MAYOR'S CHARITABLE TRUST

The rates and charges set out in this notice are levied by the service of this notice and are due and payable within 30 days of the issue date. Full payment by the Due Date includes Discount and/or Rounding (where applicable).

Compounding interest of 8.53% per annum will accrue daily on any amount owing immediately after this date.

Nett Amount Payable

\$834.90

Due Date

1 Apr 2021

Summary of Charges

Scheduled 1/4/2021

Opening Balance	0.00
Brisbane City Council Rates & Charges	682.60
State Government Charges	152.30

Gross Amount 834.90

Discount and/or Rounding (where applicable) 0.00

Nett Amount Payable 834.90

Optional Lord Mayor's Charitable Trust donation received by the Due Date 849.90

If mailing your payment please tear off this slip and return with payment. Please do not pin or staple this slip. See reverse for payment methods.

Including Lord Mayor's Charitable Trust \$15 donation

Excluding Lord Mayor's Charitable Trust \$15 donation



*439 580010391287590



*439 500010391287590



Billor Code: 319186
Ref: 5800 0000 5696 129
Amt: \$849.90 by 1 Apr 2021



Billor Code: 78550
Ref: 5000 0000 5696 129
Amt: \$834.90 by 1 Apr 2021

Pay using your smartphone



EAGLE FARM PROPERTY TRUST

Due Date

1 Apr 2021

50

Gross Amount

\$834.90

Nett Amount

\$834.90

<0000083490>

<004440>

<500010391287590>

>



Rates Notice 2020/21

First Instalment - 1 July 2020 to 30 September 2020

Council Rates are exempt from GST

Fixed Payment Ref No
1685247



038-4152 (37879)

CSSF Nominees Pty Ltd
11 The Promenade
CAMP HILL QLD 4152

Scheduled 21/9/2020

Total Annual	Last Day To Pay
\$4,690.10	21/09/2020

Or

Instalment Amount	Last Day To Pay
\$1,173.00	21/09/2020

If the postal address/owner/ratepayer details above are incorrect please see reverse of notice for process.



*915 1685247

Payment may be made in full by 21 September 2020 or in 4 approximately equal instalments. If you choose to pay by instalments a notice for each instalment will be issued prior to each due date. See reverse of notice for further details.

Property Details			
Address: 3/4 Florence Street HENDON SA 5014	Date of Notice: 14/08/2020		
Property No: 168524	Land Use: Commercial	Rates Declared: 10/08/2020	
Valuation No: 2528293154	Capital Value: \$560,000	Ward: West Woodville	
Rates Details			
Commercial	.8278720620c	\$4,636.05	
Regional Landscape Levy	.009656c	\$54.05	
If you are experiencing financial hardship due to COVID19 please go to our website at www.charlessturt.sa.gov.au or contact us at 8408 1111 and see how we can support and help you.			
TOTAL			\$4,690.10

	Arrears	1st Instalment	2nd Instalment	3rd Instalment	4th Instalment
Amount	\$0.00	\$1,173.00	\$1,173.00	\$1,173.00	\$1,171.10
Due By	Immediately	21/09/2020	01/12/2020	01/03/2021	01/06/2021

BPAY
Biller Code: 10330
Ref No: 1685247

BPAY® - Contact your participating bank to make payment from your cheque, savings or credit card account.

BPAY View® - Register with your online banking, to view, pay and store your Rates Notice(s) electronically.
Registration Number: 1685247



This code is for the use of real estate agents and property managers only.

DIRECT DEBIT

To arrange fortnightly or quarterly payments debited from either your cheque or savings account, visit www.charlessturt.sa.gov.au to download the Direct Debit Request, or contact Council on 08 8408 1111.



IN PERSON

As a result of COVID19 we encourage you to make payments via the phone, Bpay, credit card or direct debit and avoid the need to come in to our Civic Centre to make payments.

If you need to come into Council please note that we will not be accepting cash at this time. EFTPOS or credit card payments can only be made during hours 8.30-5pm with social distancing rules observed.



BY MAIL

Make cheques payable to the City of Charles Sturt and crossed "Not Negotiable". Complete the payment slip below and mail to the City of Charles Sturt, PO Box 1, Woodville SA 5011. Please allow 6 business days prior to the "Last Day To Pay" for payments sent by mail.

POST billpay
Ref No: 1685247

If using your Visa or Mastercard call 1300 609 653 all hours and follow recorded directions.

POST billpay
Ref No: 1685247

Go to www.charlessturt.sa.gov.au to pay using your Visa or Mastercard.

POST billpay
Billpay Code: 0915
Ref No: 1685 247

In person at any Australia Post Office. Min. of \$20 per transaction.

Payment Slip

Customer Name	CSSF Nominees Pty Ltd
Property Location	3/4 Florence Street
Enter Payment Amount Here	\$



*915 1685247

Rate Notice 2020-21

Rates & charges for period

1 July 2020 to 30 June 2021

1st quarter

Assessment number	Date of notice
108501 9	17-Jul-2020
Amount due	Quarter due date
\$407.22	01-Sep-2020

Mr S J K Crossley and Ms S L Stephenson
 11 The Promenade
 CAMP HILL QLD 4152

SUPER *Scheduled 1/9/2020*

Property details

Capital value: \$ 245,000
 Valuation enquiries to: Office of the Valuer General
 Phone 1300 653 345 (see overleaf for details)
 Please quote your
 Valuation number: **8644028187**

Land use: Commercial - Other
 Ward: 02 Mid Coast Ward

Property address:
 7/27 Lindsay Road
 LONSDALE SA 5160

Account details

Account details	Rate/unit	Amount
Commercial - Other	0.00441237	\$1,081.03
Fixed Charge		\$515.00
Regional Landscape Levy (formerly NRM Levy)	0.00010688	\$26.19

Declaration date: 7 July 2020

Total Due

\$1,622.22

The quarter due date applies to the current quarterly amount due only. Any outstanding arrears, fines and interest are due and payable. Service of this notice does not invalidate or vary any previous request for payment. GST does not apply to this rate notice.

1st quarter	2nd quarter	3rd quarter	4th quarter
\$407.22	\$405.00	\$405.00	\$405.00
Due by 01-Sep-2020	Due by 01-Dec-2020	Due by 01-Mar-2021	Due by 01-Jun-2021

Having difficulty paying your rates?

If you are experiencing difficulties in paying your rates, please contact council on (08) 8384 0666 to set up a payment plan. If you are in financial stress you can talk to a financial counsellor by calling the National Debt Helpline on 1800 007 007 or visiting www.ndh.org.au/talk-to-a-financial-counsellor.



Pay online via credit card (MasterCard or Visa)
www.onkaparingacity.com
 click on **online payments**



Payment methods See over for full details.



Assessment number	Amount due	Quarter due date
108501 9	\$407.22	01-Sep-2020

Would you like to receive your rates notice electronically?



Sign up via your online banking



Register to receive your bill by email by visiting: www.onkaparingacity.com/rates



Bill code: 48470
 Ref: 1085019

BPAY® this payment via internet or phone banking or use the QR code reader within your mobile banking app.
 BPAY View® - View and pay this bill using internet banking.
 BPAY View Registration No. 1085019



Bill code: 48470
 Ref: 1085019
 Phone 1300 276 468



Bill code: 0544
 Ref: 1085019

Rate Notice 2020-21

Rates & charges for period

1 July 2020 to 30 June 2021

1st quarter

Mr S J K Crossley and Ms S L Stephenson
 11 The Promenade
 CAMP HILL QLD 4152

Assessment number	Date of notice
108502 7	17-Jul-2020
Amount due	Quarter due date
\$407.22	01-Sep-2020

SUPER Scheduled 1/9/2020

Property details

Capital value: \$ 245,000
 Valuation enquiries to: Office of the Valuer General
 Phone 1300 653 345 (see overleaf for details)
 Please quote your
 Valuation number: **8644028195**

Land use: Commercial - Other

Ward: 02 Mid Coast Ward

Property address:

8/27 Lindsay Road
 LONSDALE SA 5160

Account details

Account details	Rate/unit	Amount
Commercial - Other	0.00441237	\$1,081.03
Fixed Charge		\$515.00
Regional Landscape Levy (formerly NRM Levy)	0.00010688	\$26.19

Declaration date: 7 July 2020

Total Due

\$1,622.22

The quarter due date applies to the current quarterly amount due only. Any outstanding arrears, fines and interest are due and payable. Service of this notice does not invalidate or vary any previous request for payment. GST does not apply to this rate notice.

1st quarter	2nd quarter	3rd quarter	4th quarter
\$407.22	\$405.00	\$405.00	\$405.00
Due by 01-Sep-2020	Due by 01-Dec-2020	Due by 01-Mar-2021	Due by 01-Jun-2021

Having difficulty paying your rates?

If you are experiencing difficulties in paying your rates, please contact council on (08) 8384 0666 to set up a payment plan. If you are in financial stress you can talk to a financial counsellor by calling the National Debt Helpline on 1800 007 007 or visiting www.ndh.org.au/talk-to-a-financial-counsellor.



Pay online via credit card (MasterCard or Visa)
www.onkaparingacity.com
 click on **online payments**



Payment methods See over for full details.

Assessment number	Amount due	Quarter due date
108502 7	\$407.22	01-Sep-2020

Would you like to receive your rates notice electronically?



Sign up via your online banking



Register to receive your bill by email by visiting: www.onkaparingacity.com/rates



Bill code: 48470
 Ref: 1085027

BPAY® this payment via internet or phone banking or use the QR code reader within your mobile banking app.
 BPAY View® - View and pay this bill using internet banking.
 BPAY View Registration No. 1085027



Bill code: 48470
 Ref: 1085027
 Phone 1300 276 468



Bill code: 0544
 Ref: 1085027

Rate Notice 2020-21

Rates & charges for period

1 July 2020 to 30 June 2021

1st quarter

Assessment number	Date of notice
109960 6	17-Jul-2020
Amount due	Quarter due date
\$402.62	01-Sep-2020

CSSF Nominees Pty Ltd
 PO Box 116
 WEST BEACH SA 5024

Scheduled 1/9/2020

Property details

Capital value: \$ 240,000

Valuation enquiries to: Office of the Valuer General
 Phone 1300 653 345 (see overleaf for details)

Please quote your

Valuation number: 8613184435

Land use: Commercial - Other

Ward: 01 South Coast Ward

Property address:

5/16 Farrow Circuit
 SEAFORD SA 5169

Declaration date: 7 July 2020

Account details

Account details	Rate/unit	Amount
Commercial - Other	0.00441237	\$1,058.97
Fixed Charge		\$515.00
Regional Landscape Levy (formerly NRM Levy)	0.00010688	\$25.65

Total Due

\$1,599.62

The quarter due date applies to the current quarterly amount due only. Any outstanding arrears, fines and interest are due and payable. Service of this notice does not invalidate or vary any previous request for payment. GST does not apply to this rate notice.

1st quarter	2nd quarter	3rd quarter	4th quarter
\$402.62	\$399.00	\$399.00	\$399.00
Due by 01-Sep-2020	Due by 01-Dec-2020	Due by 01-Mar-2021	Due by 01-Jun-2021

Having difficulty paying your rates?

If you are experiencing difficulties in paying your rates, please contact council on (08) 8384 0666 to set up a payment plan. If you are in financial stress you can talk to a financial counsellor by calling the National Debt Helpline on 1800 007 007 or visiting www.ndh.org.au/talk-to-a-financial-counsellor.



Pay online via credit card (MasterCard or Visa)
www.onkaparingacity.com
 click on **online payments**



Payment methods See over for full details.

Assessment number	Amount due	Quarter due date
109960 6	\$402.62	01-Sep-2020

Would you like to receive your rates notice electronically?



Sign up via your online banking



Register to receive your bill by email by visiting: www.onkaparingacity.com/rates

BPAY Biller code: 48470
 Ref: 1099606

BPAY® this payment via internet or phone banking or use the QR code reader within your mobile banking app.
 BPAY View® - View and pay this bill using internet banking.
 BPAY View Registration No. 1099606



Biller code: 48470
 Ref: 1099606
 Phone 1300 276 468



Biller code: 0544
 Ref: 1099606

41980 - Property Expenses - Insurance Premium

2021 Financial Year

Preparer Kelly Fu

Reviewer Kelly Fu

Status Completed

Account Code	Description	CY Balance	LY Balance	Change
CSSFHENDON	3/4 Florence Street, Hendon SA 5014	\$1,322.56	\$1,275.77	3.67%
STUCROSS11	7/27 Lindsay Road, Lonsdale SA 5160	\$2,427.32	\$2,628.30	(7.65)%
TOTAL		CY Balance	LY Balance	
		\$3,749.88	\$3,904.07	

Supporting Documents

- General Ledger [Report](#)
- 41980 - U7+U8 Insurance Policy 2020-2021.pdf
- 41980 - Insurance 2021.pdf

Standard Checklist

- Attach Agent statements (either monthly or annual)
- Attach any other statements, notices or invoices

Notes

Kelly Fu

Note

30/07/2021 17:02

The difference is because the tax invoice covered period from Jan 20 to Jan 21, but ledger recorded payments from Jul 20 to Jun 21.

Crossley Stephenson Superannuation Fund

General Ledger

As at 30 June 2021

Transaction Date	Description	Units	Debit	Credit	Balance \$
Property Expenses - Insurance Premium (41980)					
<u>3/4 Florence Street, Hendon SA 5014 (CSSFHENDON)</u>					
28/09/2020	WITHDRAWAL ONLINE 1625631 PYMT BJS Insura U3HendIns332573		805.71		805.71 DR
28/09/2020	WITHDRAWAL ONLINE 1625631 PYMT BJS Insura U3HendIns332573		88.72		894.43 DR
14/10/2020	WITHDRAWAL ONLINE 1500737 PYMT BJS Insura 26784 Inc 334314		385.46		1,279.89 DR
14/10/2020	WITHDRAWAL ONLINE 1500737 PYMT BJS Insura 26784 Inc 334314		42.67		1,322.56 DR
			1,322.56		1,322.56 DR
<u>7/27 Lindsay Road, Lonsdale SA 5160 (STUCROSS11)</u>					
17/07/2020	PAYMENT BY AUTHORITY TO QBE INSURANCE (AUSTRALIA) LIMITED QBE INSUR0153666 163A848160BPK		203.39		203.39 DR
18/08/2020	PAYMENT BY AUTHORITY TO QBE INSURANCE (AUSTRALIA) LIMITED QBE INSUR0166301 163A848160BPK		203.39		406.78 DR
17/09/2020	PAYMENT BY AUTHORITY TO QBE INSURANCE (AUSTRALIA) LIMITED QBE INSUR0178866 163A848160BPK		203.39		610.17 DR
19/10/2020	PAYMENT BY AUTHORITY TO QBE INSURANCE (AUSTRALIA) LIMITED QBE INSUR0191417 163A848160BPK		203.39		813.56 DR
17/11/2020	PAYMENT BY AUTHORITY TO QBE INSURANCE (AUSTRALIA) LIMITED QBE INSUR0203641 163A848160BPK		203.39		1,016.95 DR
17/12/2020	PAYMENT BY AUTHORITY TO QBE INSURANCE (AUSTRALIA) LIMITED QBE INSUR0216125 163A848160BPK		203.39		1,220.34 DR
19/01/2021	PAYMENT BY AUTHORITY TO QBE INSURANCE (AUSTRALIA) LIMITED QBE INSUR0228355 163A848160BPK		301.23		1,521.57 DR
17/02/2021	PAYMENT BY AUTHORITY TO QBE INSURANCE (AUSTRALIA) LIMITED QBE INSUR0239830 163A848160BPK		181.15		1,702.72 DR
17/03/2021	PAYMENT BY AUTHORITY TO QBE INSURANCE (AUSTRALIA) LIMITED QBE INSUR0251149 163A848160BPK		181.15		1,883.87 DR
19/04/2021	PAYMENT BY AUTHORITY TO QBE INSURANCE (AUSTRALIA) LIMITED QBE INSUR0263353 163A848160BPK		181.15		2,065.02 DR
20/05/2021	PAYMENT BY AUTHORITY TO QBE INSURANCE (AUSTRALIA) LIMITED QBE INSUR0275750 163A848160BPK		181.15		2,246.17 DR
17/06/2021	PAYMENT BY AUTHORITY TO QBE INSURANCE (AUSTRALIA) LIMITED QBE INSUR0288248 163A848160BPK		181.15		2,427.32 DR
			2,427.32		2,427.32 DR

Total Debits: 3,749.88

Total Credits: 0.00



BJS Insurance Brokers Pty Ltd
 ABN 18 096 716 746 AFS Licence No: 277725

Level 1/ 86 Pirie Street
 ADELAIDE SA 5000
 Email: adelaide@bjsib.com.au

Tel: (08) 84194800
 Toll Free: 1800 335 184
 Fax: (08) 82326155

You are reminded that the policy mentioned below falls due for renewal on 14/10/2020. To ensure your continued protection, payment must be received by this date. This is an invitation to renew, and not a demand for payment.

Community Corporation 26784 Inc
 11 The Promenade
 CAMP HILL QLD 4152

TAX INVOICE
 This document will be a tax invoice for GST when you make payment

Invoice Date: 25/09/2020
 Invoice No: 334314
 Our Reference: 26784 INC

Should you have any queries in relation to this account, please contact your Account Manager
 Jodie Heneker

Class of Policy: Community Association Insurance Plan
Insurer: QBE INSURANCE (AUSTRALIA) LTD ABN: 78003191035
 Level 9 400 King William Street SA 5000
 ABN: 78 003 191 035
The Insured: Community Corporation 26784 Inc

RENEWAL
Policy No: CAC0000125
Period of Cover:
 From 14/10/2020
 to 14/10/2021 at 4:00 pm

Details: See attached schedule for a description of the risk(s) insured

PRIVACY NOTICE:
 We are committed to protecting your privacy. We use the information you provide to advise about and assist with your insurance needs. We provide your information to insurance companies and agents that provide insurance quotes and offer insurance terms to you or the companies that deal with your insurance claim (such as loss assessors and claims administrators). Your information may be given to an overseas insurer (like Lloyd's of London) if we are seeking insurance terms from an overseas insurer, or to reinsurers who are located overseas. We will try to tell you where those companies are located at the time of advising you. We do not trade, rent or sell your information.

Your Premium:

Premium	UW Levy	Fire Levy	GST	Stamp Duty	Broker Fee
\$1,057.92	\$90.00	\$0.00	\$115.63	\$128.01	\$8.44
TOTAL (Excluding Credit Card fee)					\$1,400.00
Credit Card fee (inc GST) is					\$12.60

If you don't provide us with full information, we can't properly advise you, seek insurance terms for you, or assist with claims and you could breach your duty of disclosure.

eft Acct Name: BJS Insurance Brokers Pty Ltd Broking Acc
 BSB: 083091 Account: 571499079
 Reference: 26784 INC 334314

Our Reference: 26784 INC
 Invoice No: 334314
 Acct Man: Jodie Heneker

Mail this portion with your cheque payable to:
 BJS Insurance Brokers Pty Ltd
 P O BOX 7081
 St Kilda Road, MELBOURNE 8004

To pay with your Visa/ Mastercard
 Call 1300 369 589
 Visit www.bjsib.com.au
 Client Ref: 0154442X Invoice Ref: 334314

TRUST
 U1 = 385.45 + GST
 42-67 S/D FRE
 U2 = 385.45 + GST
 42-67 S/D FRE
SMSF

U3 = 385.45 + GST
 42-67 S/D FRE
 = 466.68

AMOUNT DUE \$1,400.00

Scheduled 14/10/2020



BJS Insurance Brokers Pty Ltd

ABN 18 096 716 746

AFS Licence No: 277725

Level 1/ 86 Pirie Street
ADELAIDE SA 5000
Email: adelaide@bjsib.com.au

Tel: (08) 84194800
Toll Free: 1800 335 184
Fax: (08) 82326155

You have elected to pay this invoice by Monthly Instalments which will be deducted from your nominated financial institution account. Please ensure funds are available as unpaid instalments may result in cancellation of your cover.

TAX INVOICE

This document is a tax invoice for GST

Mr S J K Crossley & Ms S Stephenson
11 The Promenade
CAMP HILL QLD 4152

Invoice Date: 16/01/2020

Invoice No: 314271

Our Reference: CROSS S

Should you have any queries in relation to this account, please contact your Account Manager

Jodie Heneker

Class of Policy: Business
Insurer: QBE INSURANCE (AUSTRALIA) LTD ABN: 78003191035
Level 9 400 King William Street SA 5000
ABN: 78 003 191 035
The Insured: CROSSLEY STEPHENSON SUPER FUND

RENEWAL
Policy No: 163A848160BPK
Period of Cover:
From **16/01/2020**
to **16/01/2021** at 4:00 pm

Details: See attached schedule for a description of the risk(s) insured

PRIVACY NOTICE:

We are committed to protecting your privacy. We use the information you provide to advise about and assist with your insurance needs. We provide your information to insurance companies and agents that provide insurance quotes and offer insurance terms to you or the companies that deal with your insurance claim (such as loss assessors and claims administrators). Your information may be given to an overseas insurer (like Lloyd's of London) if we are seeking insurance terms from an overseas insurer, or to reinsurers who are located overseas. We will try to tell you where those companies are located at the time of advising you. We do not trade, rent or sell your information.

Your Premium:

Premium	UW Levy	Fire Levy	GST	Stamp Duty	Broker Fee
\$2,198.98	\$0.00	\$0.00	\$230.90	\$266.06	\$110.00
TOTAL					\$2,805.94

If you don't provide us with full information, we can't properly advise you, seek insurance terms for you, or assist with claims and you could breach your duty of disclosure.

Our Reference: CROSS S
Invoice No: 314271
Acct Man: Jodie Heneker

You have chosen to pay this invoice by Monthly Instalments which will be deducted from your nominated account.

AMOUNT DUE \$0.00

IMPORTANT NOTICE TO POLICYHOLDERS, YOUR RIGHTS AND OBLIGATIONS

The information set out below is relevant to any new insurance renewal and reinstatement of any existing insurance.

1. DUTY OF DISCLOSURE

In order to make an informed assessment of the risk and calculate the appropriate premium, your insurers needs information about the risk that you are asking to insure. This information extends to anyone seeking to be covered by the policy. For this reason, before you enter into a contract of general insurance with an insurer, you have a duty, under the Insurance Contracts Act 1984, to disclose to the insurer every matter that you know, or could be reasonably expected to know, is relevant to the insurer's decision whether to accept the risk of the insurance and, if so, on what terms. You have the same duty to disclose those matters to the insurer before you renew, extend, vary or reinstate a contract of general insurance. You do not have to disclose anything that:

- reduces the risk to be undertaken by the insurer
- is common knowledge;
- your insurer knows or, in the ordinary course of business ought to know; or
- if the insurer has waived your obligation to disclose.

If you do not comply with your duty of disclosure, your insurer may be entitled to reduce its liability under the contract in respect of a claim, or may cancel the contract. If the non-disclosure is fraudulent, the insurer may be able to avoid (or cancel) the contract of insurance from its beginning. This would have the effect that you were never insured. One important matter to be disclosed is the history of losses suffered by the person seeking insurance or any closely associated person or entity. As you are responsible for checking that you have made completed disclosure, we suggest that you keep an up to date record of all such losses and claims.

2. Third Party Interests

Many policies exclude cover for an interest in the insured property held by someone other than the named insured, unless that interest is specifically noted on the policy. For example, if property is jointly owned or subject to finance, the interest of the joint owner or financier may be excluded, if it is not specifically noted in the policy.

3. Hold Blameless or Preventing the Right of Recovery

You are warned that should you become a party to any agreement that has the effect of excluding or limiting the insurers chances of recovery from a Third Party, the insurer will have the right to refuse to indemnify you for such loss if it is shown that the insurers rights of recovery has been prejudiced by your action.

4. Authority to Act as your Broker

When you instruct us to arrange cover on your behalf, it is deemed that you have appointed us as your agent to deal with all matters relevant to the contract including claims. Unless you have appointed us in writing to act as your Insurance Broker for your complete Insurance Program we only accept responsibility for advice in respect to this policy. We will advise you of the expiry date of your policy and make recommendations to you for cover improvement or premium cost savings available. Payment of our invoice or written instructions to renew must be received by us before 4pm on the policy expiry date, otherwise your cover will cease at that time. In the absence of your written notice to the contrary, payment of your account will be deemed to acknowledge your acceptance of these broker appointment conditions.

5. Reasonable Precautions

You must take all reasonable precautions for the maintenance and safety of the property insured and the Company will not be liable for any loss, damage, injury or liability arising from a deliberate or fraudulent act committed by you on your behalf.

6. Financial Ombudsman Service

Clients who are not fully satisfied with our services should contact our customer relations/complaints officer. We also subscribe to Australian Financial Complaints Authority (AFCA) a free customer service, and the General Insurance Brokers Code of Practice. Further information is available from us or by contacting AFCA directly at GPO Box 3 Melbourne VIC 3001, on 1800 931 678, email: info@afca.org.au or visit the website: www.afca.org.au

7. Cancellation

If a cover is cancelled before the expiry of the period of insurance, we reserve the right to refund to you only the net return premium we received from the insurer, and not refund any part of the brokerage and/or broker fee we receive for arranging the cover. A broker fee may be charged to process the cancellation.

8. Alterations

No alterations to the risk whatsoever will be admitted until you have notified us in writing and will not take effect until acceptance is confirmed by the Underwriters.

9. Disclaimer

This notice is a summary only (errors and omissions, excepted) and does not purport to be a copy of the insurance underwriters' policy or other documents, in case of any discrepancy, the underwriters' documents will prevail.

Schedule of Insurance

Class of Policy: Business	Policy No: 163A848160BPK
The Insured: CROSSLEY STEPHENSON SUPER FUND	Invoice No: 314271
	Our Ref: CROSS S

QBE BUSINESS PACK POLICY SCHEDULE

Policy number	163A848160BPK
Insured	CROSSLEY STEPHENSON SUPER FUND
Period of cover	16-01-2020 to 16-01-2021

SITUATION 1 DETAILS

Business Situation	ELECTRICAL WHOLESALERS UNITS 7 & 8 27 LINDSAY RD, LONSDALE SA 5160
Interested Parties	NATIONAL AUSTRALIA BANK ADELAIDE SA 5000

Summary of cover Sections Taken for this Situation

Business Property	Insured
Business Interruption	Not Insured
Theft	Not Insured
Money	Not Insured
Machinery Cover	Not Insured
Electronic Equipment Cover	Not Insured
Public and Products Liability	Not Insured
Glass	Not Insured
General Property	Not Insured
Employee Dishonesty	Not Insured
Tax Audit	Not Insured
Transit	Not Insured
Employment Practices	Not Insured
Statutory Liability	Not Insured

BUSINESS PROPERTY COVER SECTION

Construction	Brick Walls, Concrete Floors
Year Built	2011
Sprinklers Installed?	No

Building	Sum Insured \$ 550,000
Contents	Not Insured

Claim payment method	Reinstatement or Replacement value
----------------------	------------------------------------

Excesses	Excess
Building	\$ 1,000
Contents	Nil

Earthquake excess as per the policy wording

General Page

FULL NAME OF INSURED IS;
STUART CROSSLEY AND SHARON STEPHENSON AS TRASTEES
FOR CROSSLEY STEPHENSON SUPER FUND.

Interested Parties	NATIONAL AUSTRALIA BANK ADELAIDE SA 5000
--------------------	---

CLAUSES APPLICABLE

SFT POLICY WORDING QM485

Schedule of Insurance

Class of Policy: Business	Policy No: 163A848160BPK
The Insured: CROSSLEY STEPHENSON SUPER FUND	Invoice No: 314271
	Our Ref: CROSS S

APPLICABLE POLICY WORDING When BUSINESS PACK INSURANCE is shown on the Policy Schedule Commercial/Retail/Industrial Policy wording QM485 applies. When TRADES PACK INSURANCE is shown on the Policy Schedule QBE Trade Policy QM207 applies. When OFFICE PACK INSURANCE is shown on the Policy Schedule QBE Office Policy QM208 applies.

SITUATION 2 DETAILS

Business ELECTRICAL WHOLESALERS
Situation UNITS 7 & 8 27 LINDSAY RD, LONSDALE SA 5160

Summary of cover Sections Taken for this Situation

Business Property	Not Insured
Business Interruption	Not Insured
Theft	Not Insured
Money	Not Insured
Machinery Cover	Not Insured
Electronic Equipment Cover	Not Insured
Public and Products Liability	Insured
Glass	Not Insured
General Property	Not Insured
Employee Dishonesty	Not Insured
Tax Audit	Not Insured
Transit	Not Insured
Employment Practices	Not Insured
Statutory Liability	Not Insured

PUBLIC AND PRODUCTS LIABILITY COVER SECTION

Property Owners Only?	Yes
	Sum Insured
Liability	\$ 10,000,000
Goods in Physical Control	As per Policy Wording
	Excess
Property Damage Excess	\$ 1,000

Note

The rating of this section based on having a property value of \$550000. If there is any change to this, you must notify the broker or the company.

CLAUSES APPLICABLE

B50 PROPERTY OWNERS EXCLUDING TRADE RIS

. B50: PROPERTY OWNERS EXCLUDING TRADE RISKS The Broadform Liability Section of this Policy does not cover liability in respect of Personal Injury or Property Damage arising out of or in connection with any Business, Profession, Trade or Manufacturing Operations other than as owner of Property specified in the schedule the subject of this indemnity conducted by You.

SFT POLICY WORDING QM485

APPLICABLE POLICY WORDING When BUSINESS PACK INSURANCE is shown on the Policy Schedule Commercial/Retail/Industrial Policy wording QM485 applies. When TRADES PACK INSURANCE is shown on the Policy Schedule QBE Trade Policy QM207 applies. When OFFICE PACK INSURANCE is shown on the Policy Schedule QBE Office Policy QM208 applies.

SITUATION 3 DETAILS

Business PROP OWNER - CROSSFIT GYM
Situation UNIT 5 16 FARROW CIRCUIT, SEAFORD SA 5169

Summary of cover Sections Taken for this Situation

Business Property	Insured
Business Interruption	Not Insured

Schedule of Insurance

Class of Policy: Business	Policy No: 163A848160BPK
The Insured: CROSSLEY STEPHENSON SUPER FUND	Invoice No: 314271
	Our Ref: CROSS S

Theft	Not Insured
Money	Not Insured
Machinery Cover	Not Insured
Electronic Equipment Cover	Not Insured
Public and Products Liability	Insured
Glass	Not Insured
General Property	Not Insured
Employee Dishonesty	Not Insured
Tax Audit	Not Insured
Transit	Not Insured
Employment Practices	Not Insured
Statutory Liability	Not Insured

BUSINESS PROPERTY COVER SECTION

Construction	Brick Walls, Concrete Floors
Year Built	2013
Sprinklers Installed?	No

Building	Sum Insured \$ 200,000
Contents	Not Insured

Claim payment method	Reinstatement or Replacement value
----------------------	------------------------------------

Excesses	Excess
Building	\$ 1,000
Contents	Nil

Earthquake excess as per the policy wording

PUBLIC AND PRODUCTS LIABILITY COVER SECTION

Property Owners Only?	Yes
-----------------------	-----

Liability	Sum Insured \$ 10,000,000
-----------	-------------------------------------

Goods in Physical Control	As per Policy Wording
---------------------------	-----------------------

Property Damage Excess	Excess \$ 1,000
------------------------	---------------------------

Note

The rating of this section based on having a property value of \$200000. If there is any change to this, you must notify the broker or the company.

CLAUSES APPLICABLE

B90 EXCLUDED PROPERTY

EXCLUDED BUSINESS PROPERTY Notwithstanding anything in the Policy wording or Schedule to the contrary it is agreed and declared that the Property Section of this Policy does not cover any loss or damage to Buildings, Contents or Stock at any premises or site which is not a location listed in the Schedule but is a place where work is performed by you.

SFT POLICY WORDING QM485

APPLICABLE POLICY WORDING When BUSINESS PACK INSURANCE is shown on the Policy Schedule Commercial/Retail/Industrial Policy wording QM485 applies. When TRADES PACK INSURANCE is shown on the Policy Schedule QBE Trade Policy QM207 applies. When OFFICE PACK INSURANCE is shown on the Policy Schedule QBE Office Policy QM208 applies.

B50 PROPERTY OWNERS EXCLUDING TRADE RIS

Schedule of Insurance

Class of Policy: Business	Policy No: 163A848160BPK
The Insured: CROSSLEY STEPHENSON SUPER FUND	Invoice No: 314271
	Our Ref: CROSS S

. B50: PROPERTY OWNERS EXCLUDING TRADE RISKS The Broadform Liability Section of this Policy does not cover liability in respect of Personal Injury or Property Damage arising out of or in connection with any Business, Profession, Trade or Manufacturing Operations other than as owner of Property specified in the schedule the subject of this indemnity conducted by You.

SFT POLICY WORDING QM485

APPLICABLE POLICY WORDING When BUSINESS PACK INSURANCE is shown on the Policy Schedule Commercial/Retail/Industrial Policy wording QM485 applies. When TRADES PACK INSURANCE is shown on the Policy Schedule QBE Trade Policy QM207 applies. When OFFICE PACK INSURANCE is shown on the Policy Schedule QBE Office Policy QM208 applies.

This policy is underwritten by: QBE INSURANCE AUSTRALIA LIMITED AFS Licence No. 239545 ABN 78 003 191 035

INSTALMENT-PREMIUM OBLIGATIONS

Where the premium is paid by instalments:

- A) We will not pay a claim under this Policy if, at the time the claim occurred, any instalment of premium has remained unpaid for 14 days or more.
- B) If any instalment of premium has remained unpaid for 1 month, we may cancel this Policy. We will send you a notice giving you details of the action we intend to take and when any cancellation will become effective.
- C) We are entitled to deduct from any amount we pay you under a claim any unpaid premium or instalment of premium.

PLEASE READ THE ATTACHMENT FOR THE GST WORDINGS. THIS NOTICE WILL BECOME A 'TAX INVOICE' IN RELATION TO EACH INSTALMENT DEDUCTION WHEN THE DEDUCTION HAS BEEN PAID. SHOULD CHANGES BE MADE, THE NEW SCHEDULE ISSUED WILL BECOME YOUR TAX INVOICE.

Instalment	Deduction Date	Amount	GST	Status
1	16/01/2020	\$ 344.91	\$ 18.38	Awaiting Billing
2	16/02/2020	\$ 223.73	\$ 18.32	Awaiting Billing
3	16/03/2020	\$ 223.73	\$ 18.32	Awaiting Billing
4	16/04/2020	\$ 223.73	\$ 18.32	Awaiting Billing
5	16/05/2020	\$ 223.73	\$ 18.32	Awaiting Billing
6	16/06/2020	\$ 223.73	\$ 18.32	Awaiting Billing
7	16/07/2020	\$ 223.73	\$ 18.32	Awaiting Billing
8	16/08/2020	\$ 223.73	\$ 18.32	Awaiting Billing
9	16/09/2020	\$ 223.73	\$ 18.32	Awaiting Billing
10	16/10/2020	\$ 223.73	\$ 18.32	Awaiting Billing
11	16/11/2020	\$ 223.73	\$ 18.32	Awaiting Billing
12	16/12/2020	\$ 223.73	\$ 18.32	Awaiting Billing

Total Premium: \$ 2,805.94

42010 - Property Expenses - Interest on Loans

2021 Financial Year

Preparer Kelly Fu

Reviewer Kelly Fu

Status Completed

Account Code	Description	CY Balance	LY Balance	Change
CSSFHENDON	3/4 Florence Street, Hendon SA 5014	\$5,233.16	\$9,441.02	(44.57)%
CSSF_EAGALFARM	17/109 Holt Street, Eagle Farm QLD 4009	\$44,086.24	\$18,714.91	135.57%
TOTAL		CY Balance	LY Balance	
		\$49,319.40	\$28,155.93	

Supporting Documents

○ General Ledger [Report](#)

Standard Checklist

- Attach Agent statements (either monthly or annual)
- Attach any other statements, notices or invoices

Notes

Kelly Fu

Note

Per loan statements.

19/07/2021 12:27

Note

Per Loan accounts.

02/08/2021 15:12

Crossley Stephenson Superannuation Fund

General Ledger

As at 30 June 2021

Transaction Date	Description	Units	Debit	Credit	Balance \$
Property Expenses - Interest on Loans (42010)					
<u>17/109 Holt Street, Eagle Farm QLD 4009 (CSSF_EAGALFARM)</u>					
16/07/2020	Interest		3,594.07		3,594.07 DR
16/07/2020	Service Fee		30.00		3,624.07 DR
16/08/2020	Interest		3,711.40		7,335.47 DR
16/08/2020	Service Fee		30.00		7,365.47 DR
16/09/2020	Interest		3,712.29		11,077.76 DR
16/09/2020	Service Fee		30.00		11,107.76 DR
16/10/2020	Interest		3,592.08		14,699.84 DR
16/10/2020	Service Charge		30.00		14,729.84 DR
16/11/2020	Interest		3,710.69		18,440.53 DR
16/11/2020	Service Charge		30.00		18,470.53 DR
16/12/2020	Interest		3,590.53		22,061.06 DR
16/12/2020	Service Charge		30.00		22,091.06 DR
16/01/2021	Interest		3,713.32		25,804.38 DR
16/01/2021	Service Charge		30.00		25,834.38 DR
16/02/2021	Interest		3,718.78		29,553.16 DR
16/02/2021	Service Charge		30.00		29,583.16 DR
16/03/2021	Interest		3,358.51		32,941.67 DR
16/03/2021	Service Charge		30.00		32,971.67 DR
16/04/2021	Interest		3,715.93		36,687.60 DR
16/04/2021	Service Charge		30.00		36,717.60 DR
16/05/2021	Interest		3,594.27		40,311.87 DR
16/05/2021	Service Charge		30.00		40,341.87 DR
16/06/2021	Interest		3,714.37		44,056.24 DR
16/06/2021	Service Charge		30.00		44,086.24 DR
			44,086.24		44,086.24 DR
<u>3/4 Florence Street, Hendon SA 5014 (CSSFHENDON)</u>					
31/07/2020	INTEREST		520.15		520.15 DR
31/08/2020	INTEREST		516.37		1,036.52 DR
30/09/2020	INTEREST		496.64		1,533.16 DR
30/09/2020	LOAN SERVICE FEE		120.00		1,653.16 DR
30/10/2020	INTEREST		493.14		2,146.30 DR
30/11/2020	INTEREST		505.98		2,652.28 DR
31/12/2020	INTEREST		502.50		3,154.78 DR
31/12/2020	LOAN SERVICE FEE		120.00		3,274.78 DR
29/01/2021	INTEREST		466.87		3,741.65 DR
26/02/2021	INTEREST		447.76		4,189.41 DR
31/03/2021	INTEREST		357.17		4,546.58 DR
31/03/2021	LOAN SERVICE FEE		120.00		4,666.58 DR
30/04/2021	INTEREST		192.18		4,858.76 DR
31/05/2021	INTEREST		165.72		5,024.48 DR
30/06/2021	LOAN SERVICE FEE		120.00		5,144.48 DR
30/06/2021	INTEREST		88.68		5,233.16 DR
			5,233.16		5,233.16 DR

Total Debits: 49,319.40

Total Credits: 0.00

42020 - Property Expenses - Land Tax

2021 Financial Year

Preparer Kelly Fu

Reviewer Kelly Fu

Status Completed

Account Code	Description	CY Balance	LY Balance	Change
CSSFHENDON	3/4 Florence Street, Hendon SA 5014	\$773.15	\$719.40	7.47%
STUCROSS11	7/27 Lindsay Road, Lonsdale SA 5160	\$366.35	\$342.85	6.85%
STUCROSS21	8/27 Lindsay Road, Lonsdale SA 5160	\$366.35	\$342.85	6.85%
STUCROSS31	5/16 Farrow Circuit, Seaford SA 5169	\$359.90	\$336.85	6.84%
TOTAL		CY Balance	LY Balance	
		\$1,865.75	\$1,741.95	

Supporting Documents

- General Ledger [Report](#)
- 42020 - ESL notices 2021.pdf

Standard Checklist

- Attach Agent statements (either monthly or annual)
- Attach any other statements, notices or invoices

Crossley Stephenson Superannuation Fund

General Ledger

As at 30 June 2021

Transaction Date	Description	Units	Debit	Credit	Balance \$
Property Expenses - Land Tax (42020)					
<u>3/4 Florence Street, Hendon SA 5014 (CSSFHENDON)</u>					
22/09/2020	WITHDRAWAL ONLINE 6270894 BPAY U3 Hendon U3HendonESLevy		773.15		773.15 DR
			773.15		773.15 DR
<u>7/27 Lindsay Road, Lonsdale SA 5160 (STUCROSS11)</u>					
22/09/2020	WITHDRAWAL ONLINE 2689674 BPAY U7 Lonsdal U7LonsdaleESLevy		366.35		366.35 DR
			366.35		366.35 DR
<u>8/27 Lindsay Road, Lonsdale SA 5160 (STUCROSS21)</u>					
22/09/2020	WITHDRAWAL ONLINE 8395943 BPAY U8 Lonsdal U8LonsdaleESLevy		366.35		366.35 DR
			366.35		366.35 DR
<u>5/16 Farrow Circuit, Seaford SA 5169 (STUCROSS31)</u>					
22/09/2020	WITHDRAWAL ONLINE 0185808 BPAY U5 Seaford U5SeafordESLevy		359.90		359.90 DR
			359.90		359.90 DR

Total Debits: 1,865.75

Total Credits: 0.00

NOTICE OF EMERGENCY SERVICES LEVY ASSESSMENT

ABN 19 040 349 865
Emergency Services Funding Act 1998

The Emergency Services Levy working for all South Australians

DATE OF ISSUE 10/08/2020	ASSESSMENT PERIOD 01/07/2020 to 30/06/2021	FOR LAND OWNED AS AT 01/07/2020	OWNERSHIP NUMBER 71044465
-----------------------------	---	------------------------------------	------------------------------

CSSF NOMINEES PTY LTD
11 THE PROMENADE
CAMP HILL QLD 4152

DUE DATE 22/09/2020
TOTAL AMOUNT DUE \$773.15

Pay by due date to avoid penalties

Scheduled 22/9/2020

To sign up to email billing or change your postal address, visit www.revenuesa.sa.gov.au/updatedetails

ASSESS. NO. TENANCY.	CAPITAL VALUE	X	ESL FACTORS	=	VARIABLE CHARGE	+	FIXED CHARGE	-	GENERAL REMISSIONS	-	CONCESSIONS/ REMISSIONS	+	ARREARS/ PAYMENTS	=	TOTAL
PROPERTY LOCATION	\$	AREA	LAND USE	LEVY RATE	\$	\$	\$	\$	\$	\$	\$	\$	\$	\$	
2528293154 3 / 4 FLORENCE ST / HENDON SA 5014 / LT 3 C26784	\$560,000 (R4)	1.0 (CO)	1.044 0.001304		\$762.35	\$50.00	\$39.20		\$0.00		\$0.00		\$0.00	\$773.15	

TOTAL AMOUNT DUE **\$773.15**

REMISSIONS AND CONCESSIONS, INCLUDING THE IMPACT OF THE GOVERNMENT'S DECISION TO CUT ESL BILLS BY \$90 MILLION, TOTALLING \$39.20 ARE REFLECTED ABOVE



Government of South Australia

TO ARRANGE MONTHLY INSTALMENTS PLEASE VISIT
WWW.REVENUESA.SA.GOV.AU/ESLINSTALMENTS PRIOR TO YOUR DUE DATE

DETACH AND RETURN THE PAYMENT REMITTANCE ADVICE WITH YOUR PAYMENT



NOTICE OF EMERGENCY SERVICES LEVY ASSESSMENT

PREFERRED PAYMENT METHOD
See over for more payment options

BPAY
Biller Code: 24257
Ref: 5075075019

Telephone & Internet Banking - BPAY®
Contact your bank or financial institution to make this payment from your cheque, savings, debit, credit card or transaction account. More info: www.bpay.com.au



*599 507507501900007

CSSF NOMINEES PTY LTD

PAYMENT REMITTANCE ADVICE

OWNERSHIP NUMBER 71044465
DUE DATE 22/09/2020
TOTAL AMOUNT DUE



RevenueSA

DEPARTMENT OF TREASURY AND FINANCE

ABN 19 040 349 865
Emergency Services Funding Act 1998

NOTICE OF EMERGENCY SERVICES LEVY ASSESSMENT

The Emergency Services Levy working for all South Australians

DATE OF ISSUE 10/08/2020	ASSESSMENT PERIOD 01/07/2020 to 30/06/2021	FOR LAND OWNED AS AT 01/07/2020	OWNERSHIP NUMBER 14200855
<div style="border: 1px solid black; padding: 10px;"> <p>S J CROSSLEY & S L STEPHENSON 11 THE PROMENADE CAMP HILL QLD 4152</p> <p style="color: blue; font-style: italic; font-size: 2em;">Super.</p> </div>			DUE DATE 22/09/2020
			TOTAL AMOUNT DUE \$3,065.85
			Pay by due date to avoid penalties

To sign up to email billing or change your postal address, visit www.revenuesa.sa.gov.au/updatedetails

ASSES. NO. TENANCY.	(CAPITAL VALUE	X	ESL FACTORS)	=	VARIABLE CHARGE	+	FIXED CHARGE	-	GENERAL REMISSIONS	-	CONCESSIONS/ REMISSIONS	+	ARREARS/ PAYMENTS	=	TOTAL
------------------------	-----------------	---	-------------	---	---	-----------------	---	--------------	---	--------------------	---	-------------------------	---	-------------------	---	-------

8644028187	\$245,000 (R4)	1.0	(CO)	1.044	0.001304	\$333.50		\$50.00		\$17.15		\$0.00		\$0.00		\$366.35
7 / 27 LINDSAY RD / LONSDALE SA 5160 / LT 7 C27050 U7																
TOTAL AMOUNT DUE															\$3,065.85	

Scheduled 22/9/2020

REMISSIONS AND CONCESSIONS, INCLUDING THE IMPACT OF THE GOVERNMENT'S DECISION TO CUT ESL BILLS BY \$90 MILLION, TOTALLING \$438.50 ARE REFLECTED ABOVE



Government of South Australia

DETACH AND RETURN THE PAYMENT REMITTANCE ADVICE WITH YOUR PAYMENT



NOTICE OF EMERGENCY SERVICES LEVY ASSESSMENT

PREFERRED PAYMENT METHOD
See over for more payment options

B PAY	Billor Code: 24257
	Ref: 5041008714

Telephone & Internet Banking - BPAY®
Contact your bank or financial institution to make this payment from your cheque, savings, debit, credit card or transaction account. More info: www.bpay.com.au



*599 504100871400007

S J CROSSLEY & S L STEPHENSON

PAYMENT REMITTANCE ADVICE

OWNERSHIP NUMBER 14200855
DUE DATE 22/09/2020
TOTAL AMOUNT DUE



RevenueSA

DEPARTMENT OF TREASURY AND FINANCE

ABN 19 040 349 865

Emergency Services Funding Act 1998

NOTICE OF EMERGENCY SERVICES LEVY ASSESSMENT

The Emergency Services Levy working for all South Australians

DATE OF ISSUE
10/08/2020

ASSESSMENT PERIOD
01/07/2020 to 30/06/2021

FOR LAND OWNED AS AT
01/07/2020

OWNERSHIP NUMBER
16071604

DUE DATE
22/09/2020

TOTAL AMOUNT DUE
\$366.35

S CROSSLEY & ANR
11 THE PROMENADE
CAMP HILL QLD 4152

SUPER.

Pay by due date to avoid penalties

Scheduled 22/9/2020

To sign up to email billing or change your postal address, visit www.revenuesa.sa.gov.au/updatedetails

ASSESS. NO. TENANCY.	CAPITAL VALUE	X ESL FACTORS			=	VARIABLE CHARGE	+	FIXED CHARGE	-	GENERAL REMISSIONS	-	CONCESSIONS/ REMISSIONS	+	ARRARS/ PAYMENTS	=	TOTAL
PROPERTY LOCATION	\$	AREA	LAND USE	LEVY RATE		\$	\$	\$	\$	\$	\$	\$	\$	\$	\$	
8644028195 8 / 27 LINDSAY RD / LONSDALE SA 5160 / LT 8 C27050 U8	\$245,000 (R4)	1.0 (CO)	1.044	0.001304		\$333.50	\$50.00	\$17.15		\$0.00		\$0.00		\$0.00	\$366.35	

TOTAL AMOUNT DUE

\$366.35

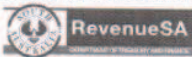
REMISSIONS AND CONCESSIONS, INCLUDING THE IMPACT OF THE GOVERNMENT'S DECISION TO CUT ESL BILLS BY \$90 MILLION, TOTALLING \$17.15 ARE REFLECTED ABOVE



Government of South Australia

TO ARRANGE MONTHLY INSTALMENTS PLEASE VISIT WWW.REVENUESA.SA.GOV.AU/ESLINSTALMENTS PRIOR TO YOUR DUE DATE

DETACH AND RETURN THE PAYMENT REMITTANCE ADVICE WITH YOUR PAYMENT



NOTICE OF EMERGENCY SERVICES LEVY ASSESSMENT

PREFERRED PAYMENT METHOD

See over for more payment options

B PAY

Billers Code: 24257
Ref: 5069984614

Telephone & Internet Banking - BPAY®
Contact your bank or financial institution to make this payment from your cheque, savings, debit, credit card or transaction account. More info: www.bpay.com.au



*599 506998461400008

S CROSSLEY & ANR

PAYMENT REMITTANCE ADVICE

OWNERSHIP NUMBER
16071604

DUE DATE
22/09/2020

TOTAL AMOUNT DUE



RevenueSA

DEPARTMENT OF TREASURY AND FINANCE

ABN 19 040 349 865
Emergency Services Funding Act 1998

NOTICE OF EMERGENCY SERVICES LEVY ASSESSMENT

The Emergency Services Levy working for all South Australians

DATE OF ISSUE 10/08/2020	ASSESSMENT PERIOD 01/07/2020 to 30/06/2021	FOR LAND OWNED AS AT 01/07/2020	OWNERSHIP NUMBER 14200855
<div style="border: 1px solid black; padding: 10px;"> <p>S J CROSSLEY & S L STEPHENSON 11 THE PROMENADE CAMP HILL QLD 4152</p> <p style="color: blue; font-size: 2em; font-family: cursive;">SUPER</p> </div>			DUE DATE 22/09/2020
			TOTAL AMOUNT DUE \$3,065.85
			Pay by due date to avoid penalties

To sign up to email billing or change your postal address, visit www.revenuesa.sa.gov.au/updatedetails

ASSES. NO. TENANCY.	(CAPITAL VALUE	X	ESL FACTORS)	=	VARIABLE CHARGE	+	FIXED CHARGE	-	GENERAL REMISSIONS	-	CONCESSIONS/ REMISSIONS	+	ARREARS/ PAYMENTS	=	TOTAL
8613184435 5 / 16 FARROW CCT / SEAFORD SA 5169 / LT 5 C27721	\$240,000 (R4)	1.0	(CO) 1.044 0.001304		\$326.70		\$50.00		\$16.80		\$0.00		\$0.00		\$359.90

Scheduled 22/9/2020

REMISSIONS AND CONCESSIONS, INCLUDING THE IMPACT OF THE GOVERNMENT'S DECISION TO CUT ESL BILLS BY \$90 MILLION, TOTALLING \$438.50 ARE REFLECTED ABOVE



Government of South Australia

DETACH AND RETURN THE PAYMENT REMITTANCE ADVICE WITH YOUR PAYMENT



NOTICE OF EMERGENCY SERVICES LEVY ASSESSMENT

PREFERRED PAYMENT METHOD
See over for more payment options

Billers Code: 24257
Ref: 5041008714

Telephone & Internet Banking - BPAY®
Contact your bank or financial institution to make this payment from your cheque, savings, debit, credit card or transaction account. More info: www.bpay.com.au



*599 504100871400007

S J CROSSLEY & S L STEPHENSON

PAYMENT REMITTANCE ADVICE

OWNERSHIP NUMBER 14200855
DUE DATE 22/09/2020
TOTAL AMOUNT DUE

42060 - Property Expenses - Repairs Maintenance

2021 Financial Year

Preparer Kelly Fu

Reviewer Kelly Fu

Status Completed

Account Code	Description	CY Balance	LY Balance	Change
CSSF_EAGALFARM	17/109 Holt Street, Eagle Farm QLD 4009	\$210.00		100%
STUCROSS31	5/16 Farrow Circuit, Seaford SA 5169	\$1,728.64	\$612.19	182.37%
TOTAL		CY Balance	LY Balance	
		\$1,938.64	\$612.19	

Supporting Documents

- General Ledger [Report](#)
- 42060 - Repairs 2021.pdf

Standard Checklist

- Attach Agent statements (either monthly or annual)
- Attach any other statements, notices or invoices

Crossley Stephenson Superannuation Fund

General Ledger

As at 30 June 2021

Transaction Date	Description	Units	Debit	Credit	Balance \$
Property Expenses - Repairs Maintenance (42060)					
<u>17/109 Holt Street, Eagle Farm QLD 4009 (CSSF_EAGALFARM)</u>					
25/03/2021	WITHDRAWAL ONLINE 6071655 BPAY MYOB PAYBY EFarmRepairACRoof		210.00		210.00 DR
			210.00		210.00 DR
<u>5/16 Farrow Circuit, Seaford SA 5169 (STUCROSS31)</u>					
02/11/2020	WITHDRAWAL-OSKO PAYMENT 1046616 PPH Electrical Invoice # 4577 Hot Water Se		215.00		215.00 DR
22/01/2021	WITHDRAWAL-OSKO PAYMENT 1804569 Metro Roller Doors Invoice 404728-U5 Seafo		1,180.00		1,395.00 DR
16/04/2021	WITHDRAWAL-OSKO PAYMENT 1632229 Metro Roller Doors Inv 405143-U5 Roller Do		333.64		1,728.64 DR
			1,728.64		1,728.64 DR
Total Debits:			1,938.64		
Total Credits:			0.00		



5 Point Plumbing PTY LTD

56 Jacob Street
Wellington Point QLD 4160
Australia
Phone: 0418194498
john@5pointplumbing.com.au
ABN: 36 626 778 845

Invoice: 00002762

SUPER

Tax Invoice

Invoice date: 22/02/2021

The Work Stores - Eagle Farm

Due:
15/03/2021

DESCRIPTION	TAX TYPE	AMOUNT (ex GST)
JOB: UNIT 17	GST	210.00
- Repair roof leak over unit 17 coming from A/C penetration through roof		
Sub-Total (ex GST):		\$210.00
GST:		\$21.00
Total (inc GST):		\$231.00
Amount Paid:		\$0.00
AMOUNT DUE:		\$231.00

Notes

- Please use invoice number as a reference when making payment.

Thank you

Pd 25/3/2021

How to Pay Due 15/03/2021

BPAY®

ib PAY
 Biller Code: 848283
 Ref: 1398887329

Telephone & Internet Banking – BPAY®
 Contact your bank or financial institution to make this payment from your cheque, savings or transaction account. More info: www.bpay.com.au

Any payment must be for the exact amount of this invoice. Otherwise, any amount paid will not be accepted and will be returned.

Credit Card

VISA

Pay with your credit card by clicking Pay now in your invoice email.

We accept American Express, Visa and Mastercard.

Bank Deposit via EFT

Bank: Bank Of Queensland
 Name: 5 Point Plumbing
 BSB: 124025
 AC#: 22810630
 Ref#: 00002762

INVOICE:

Tax Invoice # 4577
Date: 28th October 2020

Danae Bigg
Crossley Stephenson Super Fund
Unit 5, 16 Farrow Circuit
Seaford SA 5169

**JOB DESCRIPTION:**

Date: 28.10.20
Description:
- Supply and replace HWS element that was tripping the breaker.
- Drain tank and remove old element.
- Test new element and run HWS.

DESCRIPTION	QTY	UNIT PRICE	TOTAL PRICE
Supply and Replace HWS Element 3600W	1	\$215.00	\$215.00

SUBTOTAL: \$215.00
GST: \$21.50
TOTAL: \$236.50

Pay Online Here: <https://sm8.link/vhhbnvy>

EFT PAYMENT DETAILS

Account Name: PPH Electrical
Account: 395270733
BSB: 015-627

ABN: 34355913292

This account must be paid within 7 days.

OVERDUE ACCOUNTS ATTRACT LATE PAYMENT FEES.

Pd 2/11/2020.

Thank you for choosing PPH Electrical.
All goods supplied and issued by PPH Electrical will remain the property of PPH Electrical until payment

Mobile: 0411 899 036 Email: Tyson@PPHelectrical.com.au Web: PPHelectrical.com.au



Metro Roller Doors Repair and Service Pty Ltd
 Unit 2/65 Moore Rd
 Reynella SA 5161
 PO Box 189
 Lonsdale SA 5160

Tel. 08 8382 5566
 admin@metrorollerdoors.com.au
 www.metrorollerdoors.com.au
 ABN 14 611 428 712
 Licence # BLD 276026

PLEASE PAY BY	AMOUNT	INVOICE DATE
19/01/2021	\$1298.00	19/01/2021

CSSF Nominees
 PO Box 116
 WEST BEACH South Australia 5022

TAX INVOICE NO. 404728

Job No.: 204560
 Order No.:
 Site Address: 16 Farrow Circuit
 Seaford SA 5169

Commercial Labour - Two Man
 Forklift and Scissorlift Hire

Item	Quantity
Forklift and Scissorlift - Lifting Equipment - Due to OH & S requirements, doors over 3000mm High we are required to use Lifting Equipment	1.00
Commercial labour charge standard - Two Man	

Payment can be made by:		
- Cheque made payable to Metro Roller Doors Repair & Service P/L	Sub-Total ex GST	\$1180.00
- Credit Card via telephoning 83825566	GST	\$118.00
- Electronic Funds Transfer: BSB 105 136 Account No 051656440	Total inc GST	\$1298.00
	Amount Applied	\$0.00
	Balance Due	\$1298.00

Pd 20/1/2021.

2805026.



Metro Roller Doors Repair and Service Pty Ltd
 Unit 2/65 Moore Rd
 Reynella SA 5161

Tel. 08 8382 5566
 admin@metrrollerdoors.com.au
 www.metrrollerdoors.com.au
 ABN 14 611 428 712
 Licence # BLD 276026

PLEASE PAY BY	AMOUNT	INVOICE DATE
22/04/2021	\$367.00	15/04/2021

CSSF Nominees

PO Box 116
 WEST BEACH South Australia 5022

TAX INVOICE NO. 405143

Job No.: 204924
 Order No.:
 Site Address: 16 Farrow Circuit
 Seaford SA 5169
 Unit 5

Supplied & installed Grifco C10A control box

Item	Quantity
Commercial Callout Standard - Includes 30 mins	1.00
Spare Parts - Grifco C10A Controller Lid Sub-Assembly	1.00

Payment can be made by:	Sub-Total ex GST	\$333.64
- Cheque made payable to Metro Roller Doors Repair & Service P/L	GST	\$33.36
- Credit Card via telephoning 83825566	Total inc GST	\$367.00
- Electronic Funds Transfer: BSB 105 136 Account No 051656440	Amount Applied	\$0.00
	Balance Due	\$367.00

Pd 16/4/2021

42100 - Property Expenses - Strata Levy Fees

2021 Financial Year

Preparer Kelly Fu

Reviewer Kelly Fu

Status Completed

Account Code	Description	CY Balance	LY Balance	Change
CSSF_EAGALFARM	17/109 Holt Street, Eagle Farm QLD 4009	\$4,725.45	\$1,567.74	201.42%
STUCROSS11	7/27 Lindsay Road, Lonsdale SA 5160	\$1,207.80	\$1,207.80	0%
STUCROSS21	8/27 Lindsay Road, Lonsdale SA 5160	\$1,108.80	\$1,108.80	0%
STUCROSS31	5/16 Farrow Circuit, Seaford SA 5169	\$1,062.00	\$1,062.00	0%
TOTAL		CY Balance	LY Balance	
		\$8,104.05	\$4,946.34	

Supporting Documents

- General Ledger [Report](#)
- 42100 - Strata levy fees 2021.pdf

Standard Checklist

- Attach Agent statements (either monthly or annual)
- Attach any other statements, notices or invoices

Crossley Stephenson Superannuation Fund

General Ledger

As at 30 June 2021

Transaction Date	Description	Units	Debit	Credit	Balance \$
Property Expenses - Strata Levy Fees (42100)					
<u>17/109 Holt Street, Eagle Farm QLD 4009 (CSSF EAGALFARM)</u>					
01/09/2020	WITHDRAWAL ONLINE 5151482 BPAY EagleFarmB EFarmBodyCorpFees		1,567.75		1,567.75 DR
01/12/2020	WITHDRAWAL ONLINE 2916960 BPAY EagleFarmB EFBodyCorpFees		1,521.52		3,089.27 DR
01/04/2021	WITHDRAWAL ONLINE 7919861 BPAY EagleFarmB EFarmCorpFees		1,636.18		4,725.45 DR
			4,725.45		4,725.45 DR
<u>7/27 Lindsay Road, Lonsdale SA 5160 (STUCROSS11)</u>					
31/07/2020	WITHDRAWAL ONLINE 7983173 BPAY U7 Lonsdal U7LonsdaleComCorp		301.95		301.95 DR
02/11/2020	WITHDRAWAL ONLINE 4682169 BPAY U7 Lonsdal U7LonsdaleCorpFees		301.95		603.90 DR
01/02/2021	WITHDRAWAL ONLINE 4512337 BPAY U7 Lonsdal U7LonsdaleCommCorp		301.95		905.85 DR
03/05/2021	WITHDRAWAL ONLINE 8105141 BPAY U7 Lonsdal U7LonsdaleCommCorp		301.95		1,207.80 DR
			1,207.80		1,207.80 DR
<u>8/27 Lindsay Road, Lonsdale SA 5160 (STUCROSS21)</u>					
31/07/2020	WITHDRAWAL ONLINE 9108779 BPAY U8 Lonsdal U8LonsdaleComCorp		277.20		277.20 DR
02/11/2020	WITHDRAWAL ONLINE 7141226 BPAY U8 Lonsdal U8LonsdaleCorpFees		277.20		554.40 DR
01/02/2021	WITHDRAWAL ONLINE 6735370 BPAY U8 Lonsdal U8LonsdaleCommCorp		277.20		831.60 DR
03/05/2021	WITHDRAWAL ONLINE 3086226 BPAY U8 Lonsdal U8LonsdaleCommCorp		277.20		1,108.80 DR
			1,108.80		1,108.80 DR
<u>5/16 Farrow Circuit, Seaford SA 5169 (STUCROSS31)</u>					
01/07/2020	WITHDRAWAL ONLINE 6917713 BPAY U5 Seaford U5SeafordCommCorp		265.50		265.50 DR
01/10/2020	WITHDRAWAL ONLINE 3656400 BPAY U5 Seaford U5SeafordCorpFees		265.50		531.00 DR
04/01/2021	WITHDRAWAL ONLINE 4516543 BPAY U5 Seaford U5SeafordCommCorp		265.50		796.50 DR
01/04/2021	WITHDRAWAL ONLINE 3056869 BPAY U5 Seaford U5SeafordCommCorp		265.50		1,062.00 DR
			1,062.00		1,062.00 DR
Total Debits:	8,104.05				
Total Credits:	0.00				



ABN 92 953 615 582

Body Corporate and Community Management Act 1997
NOTICE OF CONTRIBUTIONS

CSSF Nominees Pty Ltd
 11 The Promenade
 CAMP HILL QLD 4152

Date of Notice	27 July 2020		
A/c No	17		
Lot No	17	Unit Number	17
Contrib Ent.	628		
Interest Ent.	1010		

Body Corporate for
THE WORKSTORES EAGLE FARM CTS 50832
 109 Holt Street Eagle Farm QLD 4009

Account	Period	Due Date	Amount	Discount	If paid by	Net Amount
Admin Fund	01/08/20 to 30/11/20	01/09/20	906.27	0.00		906.27
Sinking Fund	01/08/20 to 30/11/20	01/09/20	267.28	0.00		267.28
Insurance Levy*	01/08/20 to 30/11/20	01/09/20	394.20	0.00		394.20
Totals			1,567.75	0.00		\$1,567.75

Please make your cheque payable to The body corporate for, THE WORKSTORES EAGLE FARM CTS 50832

Teller stamp and initials

Please note that all levies are required to be paid by the due date as per the Body Corporate and Community Management Act 1997. If you have any query, please contact our office on 07 34355300.

Amount Paid \$
 Date Paid / /



STRATA CARE AUSTRALIA PTY LTD

DEFT Reference Number: 267169738 1000 0000 175

Pay over the Internet from your **Credit Card or *pre-registered bank a/c at www.deft.com.au.
 ** A surcharge may apply to credit card transactions

By phone from your **Credit Card or *pre-registered bank account.
 Call 1300 301 090 Int +612 8232 7395

iBPAY Biller Code: 96503
 Ref: 267169738 1000 0000 175

Contact your participating financial institution to make this payment from your cheque or savings account.

Account	The Body Corporate for THE WORKSTORES EAGLE FARM C.T.S 50832
Lot No.	17
Owner	CSSF NOMINEES PTY LTD

*Payments by phone or internet from your cheque or savings account require registration. Please complete a Customer Initiated Direct Debit registration form available at www.deft.com.au or call 1800 672 162

billpay In person, pay by cash, cheque or EFTPOS at any Post Office in Australia.
 Payments made at Australia Post will incur a \$2.75 DEFT processing fee.

Pay by mailing this payment slip with your cheque to:
 DEFT Payment Systems
 GPO Box 141
 Brisbane Qld 4001

All cheques must be made payable to:
The Body Corporate For The Workstores Eagle Farm C.T.S 50832



*442 267169738 10000000175

+267169738 10000000175<

TOTAL AMOUNT DUE
 DUE DATE 01/09/20

\$1,567.75

Scheduled
 1/9/2020

000156775<4+



ABN 92 953 615 582

Body Corporate and Community Management Act 1997
NOTICE OF CONTRIBUTIONS

CSSF Nominees Pty Ltd
11 The Promenade
CAMP HILL QLD 4152

Table with 2 columns: Field Name, Value. Fields include Date of Notice (26 October 2020), A/c No (17), Lot No (17), Unit Number (17), Contrib Ent. (628), Interest Ent. (1010).

Table with 7 columns: Account, Period, Due Date, Amount, Discount, If paid by, Net Amount. Rows include Admin Fund, Sinking Fund, Insurance Levy, and Totals.

Please make your cheque payable to The body corporate for, THE WORKSTORES EAGLE FARM CTS 50832

Teller stamp and initials

Please note that all levies are required to be paid by the due date as per the Body Corporate and Community Management Act 1997. If you have any query, please contact our office on 07 34355300.

Amount Paid \$
Date Paid / /



DEFT PAYMENT SYSTEMS

STRATA CARE AUSTRALIA PTY LTD

DEFT Reference Number: 267169738 1000 0000 175

Pay over the Internet from your **Credit Card or *pre-registered bank a/c at www.deft.com.au.
By phone from your **Credit Card or *pre-registered bank account.
Call 1300 301 090 Int +612 8232 7395

BPAY logo and Biller Code: 96503, Ref: 267169738 1000 0000 175. Contact your participating financial institution to make this payment from your cheque or savings account.

Table with 2 columns: Field Name, Value. Fields include Account (The Body Corporate for THE WORKSTORES EAGLE FARM C.T.S 50832), Lot No (17), Owner (CSSF NOMINEES PTY LTD).

*Payments by phone or internet from your cheque or savings account require registration. Please complete a Customer Initiated Direct Debit registration form available at www.deft.com.au or call 1800 672 162.
In person, pay by cash, cheque or EFTPOS at any Post Office in Australia.
Payments made at Australia Post will incur a \$2.75 DEFT processing fee.

Pay by mailing this payment slip with your cheque to: DEFT Payment Systems, GPO Box 141, Brisbane Qld 4001

All cheques must be made payable to: The Body Corporate For The Workstores Eagle Farm C.T.S 50832



*442 267169738 10000000175

+267169738 10000000175<

TOTAL AMOUNT DUE DUE DATE 01/12/20

\$1,521.52

Scheduled 1/12/2020

000152152<4+



ABN 92 953 615 582

Body Corporate and Community Management Act 1997
NOTICE OF CONTRIBUTIONS

CSSF Nominees Pty Ltd
 11 The Promenade
 CAMP HILL QLD 4152

Date of Notice	26 February 2021		
A/c No	17		
Lot No	17	Unit Number	17
Contrib Ent.	628		
Interest Ent.	1010		

Body Corporate for

THE WORKSTORES EAGLE FARM CTS 50832
109 Holt Street Eagle Farm QLD 4009

Account	Period	Due Date	Amount	Discount	If paid by	Net Amount
Admin Fund	01/04/21 to 31/07/21	01/04/21	972.33	0.00		972.33
Sinking Fund	01/04/21 to 31/07/21	01/04/21	304.39	0.00		304.39
Insurance Levy*	01/04/21 to 31/07/21	01/04/21	359.46	0.00		359.46
Totals			1,636.18	0.00		\$1,636.18

Please make your cheque payable to The body corporate for, **THE WORKSTORES EAGLE FARM CTS 50832**

Teller stamp and initials

Please note that all levies are required to be paid by the due date as per the Body Corporate and Community Management Act 1997. If you have any query, please contact our office on 07 34355300.

Amount Paid
 \$
 Date Paid
 / /



DEFT
 PAYMENT SYSTEMS

STRATA CARE AUSTRALIA PTY LTD

DEFT Reference Number: 267169738 1000 0000 175



Pay over the Internet from your **Credit Card or *pre-registered bank a/c at www.deft.com.au. ** A surcharge may apply to credit card transactions



Billier Code: 96503
Ref: 267169738 1000 0000 175



By phone from your **Credit Card or *pre-registered bank account. Call 1300 301 090 Int +612 8232 7395



Contact your participating financial institution to make this payment from your cheque or savings account.

Account	The Body Corporate for THE WORKSTORES EAGLE FARM C.T.S 50832
Lot No.	17
Owner	CSSF NOMINEES PTY LTD

*Payments by phone or internet from your cheque or savings account require registration. Please complete a Customer Initiated Direct Debit registration form available at www.deft.com.au or call 1800 672 162

POST billpay In person, pay by cash, cheque or EFTPOS at any Post Office in Australia.

Payments made at Australia Post will incur a \$2.75 DEFT processing fee.

Pay by mailing this payment slip with your cheque to:
 DEFT Payment Systems
 GPO Box 141
 Brisbane Qld 4001

All cheques must be made payable to:
**The Body Corporate For The Workstores Eagle Farm
 C.T.S 50832**



*442 267169738 10000000175

+267169738 10000000175<

**TOTAL AMOUNT DUE
 DUE DATE 01/04/21**

\$1,636.18

*Scheduled
 1/4/2021*

000163618<4+



Notice of Levies Due in August 2020

Strata Management SA
ABN 45 600 360 629
209 Fullarton Road
Eastwood SA 5063
(08) 8350 5699

Attention: Stuart Crossley

Issued 01/07/2020 on behalf of:

Community Corporation No. 27050 Inc.
ABN 35274326996
27 Lindsay Road
Lonsdale SA 5160

CSSF Nominees Pty Ltd
11 The Promenade
Camp Hill QLD 4152

for Lot 7 Unit 7
CSSF Nominees Pty Ltd

Due date	Details	Amounts due (\$)		Total
		Admin Fund	Sinking Fund	
01/08/2020	Quarterly Admin/Sinking Levy 01/08/20 - 31/10/20	274.50	27.45	301.95
	Total levies due in month	274.50	27.45	301.95

Total of this levy notice	301.95
Levies in arrears	0.00
Interest on levies in arrears	0.00
Outstanding owner invoices	0.00
Subtotal of amount due	301.95
Prepaid	0.00
Total amount due	\$301.95
Payment due 01/08/2020	

Late Payment: If payment is not made by the due date, interest may be charged at an annual rate of 10%.
Cheques should be made payable to 'Strata Management SA - Trust'



*Registration is required for payments from cheque or savings accounts. Please complete a registration form available at www.deft.com.au or call 1800 672 162. You do not need to re-register for the internet service if already registered for phone payment. Registration is not required for credit card payments.

CSSF Nominees Pty Ltd
Community Corporation 27050
Lot 7 Unit 7



*442 303466650 22271



Billers code 96503

Contact your participating financial institution to make a BPAY payment from your cheque or savings account. Enter the biller code and your DEFT reference number. To use the QR code, use the reader within your mobile banking app. More info: www.bpay.com.au



Pay over the internet by DEFT Online from your *pre-registered bank account at www.deft.com.au



Pay by DEFT Phonepay from your *pre-registered bank account. Call 1300 301 090 or international +612 8232 7395



Credit card payments can be made over the internet. Log onto www.deft.com.au or call 1300 301 090 and follow the instructions. A surcharge will be applicable if you use this option.



Pay by mailing this payment slip with your cheque to:

DEFT Payment Systems
Locked Bag 656, Adelaide SA 5001



Pay in person at any post office by cash, cheque or Eftpos. Payments made at Australia Post will incur a \$2.75 DEFT processing fee.

Strata Management SA

DEFT Reference Number

303466650 22271

Amount Due

\$301.95

Due Date

01/08/2020

Amount Paid

\$

Scheduled 31/7/2020

+303466650 22271 <

000030195<3+



Strata Management SA
 ABN 49 600 360 629
 209 Fullarton Road
 Eastwood SA 5063
 (08) 8350 5699

Notice of Levies Due in November 2020

Issued 07/10/2020 on behalf of:

Attention: Stuart Crossley

Community Corporation No. 27050 Inc.
 ABN 35274326996
 27 Lindsay Road
 Lonsdale SA 5160

CSSF Nominees Pty Ltd
 11 The Promenade
 Camp Hill QLD 4152

for Lot 7 Unit 7
 CSSF Nominees Pty Ltd

Due date	Details	Amounts due (\$)		Total
		Admin Fund	Sinking Fund	
01/11/2020	Quarterly Admin/Sinking Levy 01/11/20 - 31/01/21	274.50	27.45	301.95
	Total levies due in month	274.50	27.45	301.95

Total of this levy notice	301.95
Levies in arrears	0.00
Interest on levies in arrears	0.00
Outstanding owner invoices	0.00
Subtotal of amount due	301.95
Prepaid	0.00
Total amount due	\$301.95
Payment due 01/11/2020	

Late Payment: If payment is not made by the due date, interest may be charged at an annual rate of 10%.
 Cheques should be made payable to 'Strata Management SA - Trust'



*Registration is required for payments from cheque or savings accounts. Please complete a registration form available at www.deft.com.au or call 1800 672 162. You do not need to re-register for the internet service if already registered for phone payment. Registration is not required for credit card payments.

CSSF Nominees Pty Ltd
 Community Corporation 27050
 Lot 7 Unit 7



*442 303466650 22271



Billers code 96503



Pay over the internet by DEFT Online from your *pre-registered bank account at www.deft.com.au



Pay by DEFT Phonepay from your *pre-registered bank account. Call 1300 301 090 or international +612 8232 7395



Credit card payments can be made over the internet. Log onto www.deft.com.au or call 1300 301 090 and follow the instructions. A surcharge will be applicable if you use this option.



Pay by mailing this payment slip with your cheque to:
 DEFT Payment Systems
 Locked Bag 656, Adelaide SA 5001



Pay in person at any post office by cash, cheque or Eftpos. Payments made at Australia Post will incur a \$2.75 DEFT processing fee.

Contact your participating financial institution to make a BPAY payment from your cheque or savings account. Enter the biller code and your DEFT reference number. To use the QR code, use the reader within your mobile banking app. More info: www.bpay.com.au

Strata Management SA

DEFT Reference Number

303466650 22271

Amount Due

\$301.95

Due Date

01/11/2020

Amount Paid

\$

+303466650 22271 <

000030195<3+

Scheduled 2/11/2020



Strata Management SA
 ABN 43 606 365 629
 209 Fullarton Road
 Eastwood SA 5063

Notice of Levies Due in February 2021

Attention: Stuart Crossley

Issued 05/01/2021 on behalf of:

CSSF Nominees Pty Ltd
 11 The Promenade
 Camp Hill QLD 4152

Community Corporation No. 27050 Inc.
 ABN 35274326996
 27 Lindsay Road
 Lonsdale SA 5160

for Lot 7 Unit 7
 CSSF Nominees Pty Ltd

Due date	Details	Amounts due (\$)		Total
		Admin Fund	Sinking Fund	
01/02/2021	Quarterly Admin/Sinking Levy for 1/02/2021 - 30/04/2021	274.50	27.45	301.95
	Total levies due in month	274.50	27.45	301.95

Total of this levy notice	301.95
Levies in arrears	0.00
Interest on levies in arrears	0.00
Outstanding owner invoices	0.00
Subtotal of amount due	301.95
Prepaid	0.00
Total amount due	\$301.95
Payment due 01/02/2021	

Late Payment: If payment is not made by the due date, interest may be charged at an annual rate of 10%.
 Cheques should be made payable to 'Strata Management SA - Trust'



*Registration is required for payments from cheque or savings accounts. Please complete a registration form available at www.deft.com.au or call 1800 672 162. You do not need to re-register for the internet service if already registered for phone payment. Registration is not required for credit card payments.

CSSF Nominees Pty Ltd
 Community Corporation 27050
 Lot 7 Unit 7



*442 303466650 22271



Billcode 96503

Contact your participating financial institution to make a BPAY payment from your cheque or savings account. Enter the biller code and your DEFT reference number. To use the QR code, use the reader within your mobile banking app. More info: www.bpay.com.au



Pay over the Internet by DEFT
 Online from your *pre-registered bank account at www.deft.com.au



Pay by DEFT Phonepay from your *pre-registered bank account.
 Call 1300 301 090 or International +612 6232 7395



Credit card payments can be made over the Internet. Log onto www.deft.com.au or call 1300 301 090 and follow the instructions. A surcharge will be applicable if you use this option.



Pay by mailing this payment slip with your cheque to:
 DEFT Payment Systems
 Locked Bag 656, Adelaide SA 5001



Pay in person at any post office by cash, cheque or Eftpos.
 Payments made at Australia Post will incur a \$2.75 DEFT processing fee.

Strata Management SA

DEFT Reference Number

303466650 22271

Amount Due

\$301.95

Due Date

01/02/2021

Amount Paid

\$

+303466650 22271 <

000030195<3+

Scheduled 11/2/2021



Strata Management SA
 ABN 49 600 360 629
 209 Fullarton Road
 Eastwood SA 5063
 (08) 8350 5699

Notice of Levies Due in May 2021

Attention: Stuart Crossley

Issued 31/03/2021 on behalf of:

Community Corporation No. 27050 Inc.
 ABN 35274326996
 27 Lindsay Road
 Lonsdale SA 5160

CSSF Nominees Pty Ltd
 11 The Promenade
 Camp Hill QLD 4152

for Lot 7 Unit 7
CSSF Nominees Pty Ltd

Due date	Details	Amounts due (\$)		Total
		Admin Fund	Sinking Fund	
01/05/2021	Quarterly Admin/Sinking Levy for 1/05/2021 - 31/07/2021	274.50	27.45	301.95
	Total levies due in month	274.50	27.45	301.95

Total of this levy notice	301.95
Levies in arrears	0.00
Interest on levies in arrears	0.00
Outstanding owner invoices	0.00
Subtotal of amount due	301.95
Prepaid	0.00
Total amount due	301.95
Payment due 01/05/2021	

Late Payment: If payment is not made by the due date, interest may be charged at an annual rate of 10%.
 Cheques should be made payable to 'Strata Management SA - Trust'



*Registration is required for payments from cheque or savings accounts. Please complete a registration form available at www.deft.com.au or call 1800 672 162. You do not need to re-register for the internet service if already registered for phone payment. Registration is not required for credit card payments.

CSSF Nominees Pty Ltd
 Community Corporation 27050
 Lot 7 Unit 7



*442 303466650 22271



Billers code 96503



Pay over the Internet by DEFT
 Online from your *pre-registered bank account at www.deft.com.au



Pay by DEFT Phonepay from your *pre-registered bank account.
 Call 1300 301 090 or International +612 8232 7395



Credit card payments can be made over the Internet. Log onto www.deft.com.au or call 1300 301 090 and follow the instructions. A surcharge will be applicable if you use this option.



Pay by mailing this payment slip with your cheque to:
 DEFT Payment Systems
 Locked Bag 656, Adelaide SA 5001



Pay in person at any post office by cash, cheque or Eftpos.
 Payments made at Australia Post will incur a \$2.75 DEFT processing fee.

Contact your participating financial institution to make a BPAY payment from your cheque or savings account. Enter the biller code and your DEFT reference number. To use the QR code, use the reader within your mobile banking app. More info: www.bpay.com.au

Strata Management SA

DEFT Reference Number

303466650 22271

Amount Due

\$301.95

Due Date

01/05/2021

Amount Paid

\$

Scheduled
3/5/2021

+303466650 22271 <

000030195<3+



Notice of Levies Due in August 2020

Strata Management SA
ABN 45 600 360 629
209 Fullarton Road
Eastwood SA 5063
(08) 8350 5699

Attention: Stuart Crossley

Issued 01/07/2020 on behalf of:

Community Corporation No. 27050 Inc.
ABN 35274326996
27 Lindsay Road
Lonsdale SA 5160

CSSF Nominees Pty Ltd
11 The Promenade
Camp Hill QLD 4152

for Lot 8 Unit 8
CSSF Nominees Pty Ltd

Due date	Details	Amounts due (\$)		Total
		Admin Fund	Sinking Fund	
01/08/2020	Quarterly Admin/Sinking Levy 01/08/20 - 31/10/20	252.00	25.20	277.20
	Total levies due in month	252.00	25.20	277.20

Total of this levy notice	277.20
Levies in arrears	0.00
Interest on levies in arrears	0.00
Outstanding owner invoices	0.00
Subtotal of amount due	277.20
Prepaid	0.00
Total amount due	\$277.20
Payment due 01/08/2020	

Late Payment: If payment is not made by the due date, interest may be charged at an annual rate of 10%.
Cheques should be made payable to 'Strata Management SA - Trust'



*Registration is required for payments from cheque or savings accounts. Please complete a registration form available at www.deft.com.au or call 1800 672 162. You do not need to re-register for the internet service if already registered for phone payment. Registration is not required for credit card payments.

CSSF Nominees Pty Ltd
Community Corporation 27050
Lot 8 Unit 8



*442 303466650 22288



Billers code 96503

Contact your participating financial institution to make a BPAY payment from your cheque or savings account. Enter the biller code and your DEFT reference number. To use the QR code, use the reader within your mobile banking app. More info: www.bpay.com.au



Pay over the Internet by DEFT Online from your *pre-registered bank account at www.deft.com.au



Pay by DEFT Phonepay from your *pre-registered bank account. Call 1300 301 090 or International +612 8232 7395



Credit card payments can be made over the Internet. Log onto www.deft.com.au or call 1300 301 090 and follow the instructions. A surcharge will be applicable if you use this option.



Pay by mailing this payment slip with your cheque to:
DEFT Payment Systems
Locked Bag 656, Adelaide SA 5001



Pay in person at any post office by cash, cheque or Eftpos. Payments made at Australia Post will incur a \$2.75 DEFT processing fee.

Strata Management SA

DEFT Reference Number

303466650 22288

Amount Due

\$277.20

Due Date

01/08/2020

Amount Paid

\$

Scheduled 31/7/2020

+303466650 22288

<

000027720<3+



Notice of Levies Due in November 2020

Strata Management SA
ABN 49 600 380 629
209 Fullarton Road
Eastwood SA 5063
(08) 8350 5699

Attention: Stuart Crossley

Issued 07/10/2020 on behalf of:

Community Corporation No. 27050 Inc.
ABN 35274326996
27 Lindsay Road
Lonsdale SA 5160

CSSF Nominees Pty Ltd
11 The Promenade
Camp Hill QLD 4152

for Lot 8 Unit 8
CSSF Nominees Pty Ltd

Due date	Details	Amounts due (\$)		Total
		Admin Fund	Sinking Fund	
01/11/2020	Quarterly Admin/Sinking Levy 01/11/20 - 31/01/21	252.00	25.20	277.20
	Total levies due in month	252.00	25.20	277.20

Total of this levy notice	277.20
Levies in arrears	0.00
Interest on levies in arrears	0.00
Outstanding owner invoices	0.00
Subtotal of amount due	277.20
Prepaid	0.00
Total amount due	\$277.20
Payment due 01/11/2020	

Late Payment: If payment is not made by the due date, interest may be charged at an annual rate of 10%.
Cheques should be made payable to 'Strata Management SA - Trust'



*Registration is required for payments from cheque or savings accounts. Please complete a registration form available at www.deft.com.au or call 1800 672 162. You do not need to re-register for the internet service if already registered for phone payment. Registration is not required for credit card payments.

CSSF Nominees Pty Ltd
Community Corporation 27050
Lot 8 Unit 8



*442 303466650 22288



Billers code 96503

Contact your participating financial institution to make a BPAY payment from your cheque or savings account. Enter the biller code and your DEFT reference number. To use the QR code, use the reader within your mobile banking app. More info: www.bpay.com.au



Pay over the internet by DEFT Online from your *pre-registered bank account at www.deft.com.au



Pay by DEFT Phonepay from your *pre-registered bank account. Call 1300 301 090 or International +612 6232 7395



Credit card payments can be made over the internet. Log onto www.deft.com.au or call 1300 301 090 and follow the instructions. A surcharge will be applicable if you use this option.



Pay by mailing this payment slip with your cheque to:
DEFT Payment Systems
Locked Bag 656, Adelaide SA 5001



Pay in person at any post office by cash, cheque or Eftpos. Payments made at Australia Post will incur a \$2.75 DEFT processing fee.

Strata Management SA

DEFT Reference Number

303466650 22288

Amount Due

\$277.20

Due Date

01/11/2020

Amount Paid

\$

Scheduled 2/11/2020

+303466650 22288 <

000027720<3+



Strata Management SA
 ABN 42 000 300 629
 209 Fullarton Road
 Eastwood SA 5063

Notice of Levies Due in February 2021

Attention: Stuart Crossley

Issued 05/01/2021 on behalf of:

Community Corporation No. 27050 Inc.
 ABN 35274326996
 27 Lindsay Road
 Lonsdale SA 5160

CSSF Nominees Pty Ltd
 11 The Promenade
 Camp Hill QLD 4152

for Lot 8 Unit 8
 CSSF Nominees Pty Ltd

Due date	Details	Amounts due (\$)		Total
		Admin Fund	Sinking Fund	
01/02/2021	Quarterly Admin/Sinking Levy for 1/02/2021 - 30/04/2021	252.00	25.20	277.20
	Total levies due in month	252.00	25.20	277.20

Total of this levy notice	277.20
Levies in arrears	0.00
Interest on levies in arrears	0.00
Outstanding owner invoices	0.00
Subtotal of amount due	277.20
Prepaid	0.00
Total amount due	\$277.20
Payment due 01/02/2021	

Late Payment: If payment is not made by the due date, interest may be charged at an annual rate of 10%.
 Cheques should be made payable to 'Strata Management SA - Trust'



*Registration is required for payments from cheque or savings accounts. Please complete a registration form available at www.deft.com.au or call 1800 672 162. You do not need to re-register for the internet service if already registered for phone payment. Registration is not required for credit card payments.

CSSF Nominees Pty Ltd
 Community Corporation 27050
 Lot 8 Unit 8



*442 303466650 22288



Billcode 96503

Contact your participating financial institution to make a BPAY payment from your cheque or savings account. Enter the biller code and your DEFT reference number. To use the QR code, use the reader within your mobile banking app. More info: www.bpay.com.au



Pay over the Internet by DEFT Online from your *pre-registered bank account at www.deft.com.au



Pay by DEFT Phonepay from your *pre-registered bank account. Call 1300 301 090 or International +612 8232 7395



Credit card payments can be made over the Internet. Log onto www.deft.com.au or call 1300 301 090 and follow the instructions. A surcharge will be applicable if you use this option.



Pay by mailing this payment slip with your cheque to:
 DEFT Payment Systems
 Locked Bag 656, Adelaide SA 5001



Pay in person at any post office by cash, cheque or Eftpos. Payments made at Australia Post will incur a \$2.75 DEFT processing fee.

Strata Management SA

DEFT Reference Number

303466650 22288

Amount Due

\$277.20

Due Date

01/02/2021

Amount Paid

\$

Scheduled 1/2/2021

+303466650 22288 <

000027720<3+



Notice of Levies Due in May 2021

Strata Management SA
ABN 49 600 360 629
209 Fullarton Road
Eastwood SA 5063
(08) 8350 5699

Attention: Stuart Crossley

Issued 31/03/2021 on behalf of:

Community Corporation No. 27050 Inc.
ABN 35274326996
27 Lindsay Road
Lonsdale SA 5160

CSSF Nominees Pty Ltd
11 The Promenade
Camp Hill QLD 4152

for Lot 8 Unit 8
CSSF Nominees Pty Ltd

Due date	Details	Amounts due (\$)		Total
		Admin Fund	Sinking Fund	
01/05/2021	Quarterly Admin/Sinking Levy for 1/05/2021 - 31/07/2021	252.00	25.20	277.20
	Total levies due in month	252.00	25.20	277.20

Total of this levy notice	277.20
Levies in arrears	0.00
Interest on levies in arrears	0.00
Outstanding owner invoices	0.00
Subtotal of amount due	277.20
Prepaid	0.00
Total amount due	\$277.20
Payment due 01/05/2021	

Late Payment: If payment is not made by the due date, interest may be charged at an annual rate of 10%.
Cheques should be made payable to 'Strata Management SA - Trust'



*Registration is required for payments from cheque or savings accounts. Please complete a registration form available at www.deft.com.au or call 1800 672 162. You do not need to re-register for the internet service if already registered for phone payment. Registration is not required for credit card payments.

CSSF Nominees Pty Ltd
Community Corporation 27050
Lot 8 Unit 8



*442 303466650 22288



Billers code 96503



Pay over the Internet by DEFT Online from your *pre-registered bank account at www.deft.com.au



Pay by DEFT Phonepay from your *pre-registered bank account. Call 1300 301 090 or International +612 8232 7395



Credit card payments can be made over the Internet. Log onto www.deft.com.au or call 1300 301 090 and follow the instructions. A surcharge will be applicable if you use this option.



Pay by mailing this payment slip with your cheque to:
DEFT Payment Systems
Locked Bag 656, Adelaide SA 5001



Pay in person at any post office by cash, cheque or Eftpos. Payments made at Australia Post will incur a \$2.75 DEFT processing fee.

Contact your participating financial institution to make a BPAY payment from your cheque or savings account. Enter the biller code and your DEFT reference number. To use the QR code, use the reader within your mobile banking app. More info: www.bpay.com.au

Strata Management SA

DEFT Reference Number

303466650 22288

Amount Due

\$277.20

Due Date

01/05/2021

Amount Paid

\$

Scheduled

3/5/2021

+303466650 22288 <

000027720<3+



Strata Management SA
 ABN 49 600 360 629
 209 Fullarton Road
 Eastwood SA 5063
 (08) 8360 5699

Notice of Levies Due in July 2020

Attention: Stuart Crossley

Issued 01/06/2020 on behalf of:

Community Corporation No. 27721 Inc.
 ABN 66176563419
 16 Farrow Circuit
 Seaford SA 5169

CSSF Nominees Pty Ltd
 11 The Promenade
 Camp Hill QLD 4152

for Lot 5 Unit 5
 CSSF Nominees Pty Ltd

Due date	Details	Amounts due (\$)		Total
		Admin Fund	Sinking Fund	
01/07/2020	Quarterly Admin/Sinking Levy for 1/07/2020 - 30/09/2020	221.25	44.25	265.50
	Total levies due in month	221.25	44.25	265.50

Total of this levy notice	265.50
Levies in arrears	0.00
Interest on levies in arrears	0.00
Outstanding owner invoices	0.00
Subtotal of amount due	265.50
Prepaid	0.00
Total amount due	\$265.50
Payment due 01/07/2020	

Late Payment: If payment is not made by the due date, interest may be charged at an annual rate of 10%.
 Cheques should be made payable to 'Strata Management SA - Trust'



*Registration is required for payments from cheque or savings accounts. Please complete a registration form available at www.deft.com.au or call 1800 672 162. You do not need to re-register for the internet service if already registered for phone payment. Registration is not required for credit card payments.

CSSF Nominees Pty Ltd
 Community Corporation 27721
 Lot 5 Unit 5



*442 303466650 16795



Billers code 96503



Pay over the Internet by DEFT
 Online from your *pre-registered bank account at www.deft.com.au



Pay by DEFT Phonepay from your *pre-registered bank account.
 Call 1300 301 090 or International +612 8232 7395



Credit card payments can be made over the Internet. Log onto www.deft.com.au or call 1300 301 090 and follow the instructions. A surcharge will be applicable if you use this option.



Pay by mailing this payment slip with your cheque to:

DEFT Payment Systems
 Locked Bag 656, Adelaide SA 5001



Pay in person at any post office by

Contact your participating financial institution to make a BPAY payment from your cheque or savings account. Enter the biller code and your DEFT reference number. To use the QR code, use the reader within your mobile banking app. More info: www.bpay.com.au

Strata Management SA

DEFT Reference Number

303466650 16795

Amount Due

\$265.50

Due Date

01/07/2020

Amount Paid

\$

Scheduled 1/7/2020



Notice of Levies Due in October 2020

Strata Management SA
ABN 49 600 360 629
289 Fullarton Road
Eastwood SA 5063
(08) 8360 6699

Attention: Stuart Crossley

Issued 01/09/2020 on behalf of:

Community Corporation No. 27721 Inc.
ABN 66176563419
16 Farrow Circuit
Seaford SA 5169

CSSF Nominees Pty Ltd
11 The Promenade
Camp Hill QLD 4152

for Lot 5 Unit 5
CSSF Nominees Pty Ltd

Due date	Details	Amounts due (\$)		Total
		Admin Fund	Sinking Fund	
01/10/2020	Quarterly Admin/Sinking Levy for 1/10/2020 - 31/12/2020	221.25	44.25	265.50
	Total levies due in month	221.25	44.25	265.50

Total of this levy notice	265.50
Levies in arrears	0.00
Interest on levies in arrears	0.00
Outstanding owner invoices	0.00
Subtotal of amount due	265.50
Prepaid	0.00
Total amount due	\$265.50
Payment due 01/10/2020	

Late Payment: If payment is not made by the due date, interest may be charged at an annual rate of 10%.
Cheques should be made payable to 'Strata Management SA - Trust'



*Registration is required for payments from cheque or savings accounts. Please complete a registration form available at www.deft.com.au or call 1800 672 162. You do not need to re-register for the internet service if already registered for phone payment. Registration is not required for credit card payments.

CSSF Nominees Pty Ltd
Community Corporation 27721
Lot 5 Unit 5



*442 303466650 16795



Billers code 96503

Contact your participating financial institution to make a BPAY payment from your cheque or savings account. Enter the biller code and your DEFT reference number. To use the QR code, use the reader within your mobile banking app. More info: www.bpay.com.au



Pay over the Internet by DEFT Online from your *pre-registered bank account at www.deft.com.au



Pay by DEFT Phonepay from your *pre-registered bank account. Call 1300 301 090 or International +612 8232 7395



Credit card payments can be made over the Internet. Log onto www.deft.com.au or call 1300 301 090 and follow the instructions. A surcharge will be applicable if you use this option.



Pay by mailing this payment slip with your cheque to:

DEFT Payment Systems
Locked Bag 656, Adelaide SA 5001



Pay in person at any post office by cash, cheque or Eftpos. Payments made at Australia Post will incur a \$2.75 DEFT processing fee.

Strata Management SA

DEFT Reference Number

303466650 16795

Amount Due

\$265.50

Due Date

01/10/2020

Amount Paid

\$

+303466650 16795 <

000026550<3+

Scheduled
1/10/2020



Strata Management SA
 ABN 49 600 360 629
 209 Fullarton Road
 Eastwood SA 5063
 (08) 8360 5699

Notice of Levies Due in January 2021

Attention: **Stuart Crossley**

Issued 27/11/2020 on behalf of:

Community Corporation No. 27721 Inc.
 ABN 66176563419
 16 Farrow Circuit
 Seaford SA 5169

CSSF Nominees Pty Ltd
 11 The Promenade
 Camp Hill QLD 4152

for Lot 5 Unit 5
 CSSF Nominees Pty Ltd

Due date	Details	Amounts due (\$)		Total
		Admin Fund	Sinking Fund	
01/01/2021	Quarterly Admin/Sinking Levy for 1/01/2021 - 31/03/2021	221.25	44.25	265.50
	Total levies due in month	221.25	44.25	265.50

Total of this levy notice	265.50
Levies in arrears	0.00
Interest on levies in arrears	0.00
Outstanding owner invoices	0.00
Subtotal of amount due	265.50
Prepaid	0.00
Total amount due	\$265.50
Payment due 01/01/2021	

Late Payment: If payment is not made by the due date, interest may be charged at an annual rate of 10%.
 Cheques should be made payable to 'Strata Management SA - Trust'



*Registration is required for payments from cheque or savings accounts. Please complete a registration form available at www.deft.com.au or call 1800 672 162. You do not need to re-register for the internet service if already registered for phone payment. Registration is not required for credit card payments.

CSSF Nominees Pty Ltd
 Community Corporation 27721
 Lot 5 Unit 5



*442 303466650 16795

+303466650 16795 <



Billers code 96503



Pay over the Internet by DEFT Online from your *pre-registered bank account at www.deft.com.au



Pay by DEFT Phonepay from your *pre-registered bank account. Call 1300 301 090 or International +612 8232 7395



Credit card payments can be made over the Internet. Log onto www.deft.com.au or call 1300 301 090 and follow the instructions. A surcharge will be applicable if you use this option.



Pay by mailing this payment slip with your cheque to:
 DEFT Payment Systems
 Locked Bag 656, Adelaide SA 5001



Pay in person at any post office by cash, cheque or Eftpos. Payments made at Australia Post will incur a \$2.75 DEFT processing fee.

Contact your participating financial institution to make a BPAY payment from your cheque or savings account. Enter the biller code and your DEFT reference number. To use the QR code, use the reader within your mobile banking app. More info: www.bpay.com.au

Strata Management SA

DEFT Reference Number

303466650 16795

Amount Due

\$265.50

Due Date

01/01/2021

Amount Paid

\$

Scheduled 11/1/2021.

000026550<3+



Notice of Levies Due in April 2021

Strata Management SA
ABN 45 600 360 629
209 Fullarton Road
Eastwood SA 5063
(08) 8360 5699

Attention: Stuart Crossley

Issued 01/03/2021 on behalf of:

Community Corporation No. 27721 Inc.
ABN 66176563419
16 Farrow Circuit
Seaford SA 5169

CSSF Nominees Pty Ltd
11 The Promenade
Camp Hill QLD 4152

for Lot 5 Unit 5
CSSF Nominees Pty Ltd

Due date	Details	Amounts due (\$)		Total
		Admin Fund	Sinking Fund	
01/04/2021	Quarterly Admin/Sinking Levy for 1/04/2021 - 30/06/2021	221.25	44.25	265.50
	Total levies due in month	221.25	44.25	265.50

Total of this levy notice	265.50
Levies in arrears	0.00
Interest on levies in arrears	0.00
Outstanding owner invoices	0.00
Subtotal of amount due	265.50
Prepaid	0.00
Total amount due	\$265.50
Payment due 01/04/2021	

Late Payment: If payment is not made by the due date, interest may be charged at an annual rate of 10%.
Cheques should be made payable to 'Strata Management SA - Trust'



*Registration is required for payments from cheque or savings accounts. Please complete a registration form available at www.deft.com.au or call 1800 672 162. You do not need to re-register for the internet service if already registered for phone payment. Registration is not required for credit card payments.

CSSF Nominees Pty Ltd

Community Corporation 27721
Lot 5 Unit 5



*442 303466650 16795

+303466650 16795 <



Billers code 96503



Pay over the Internet by DEFT
Online from your *pre-registered bank account at www.deft.com.au



Pay by DEFT Phonepay from your *pre-registered bank account.
Call 1300 301 090 or International +612 8232 7395



Credit card payments can be made over the Internet. Log onto www.deft.com.au or call 1300 301 090 and follow the instructions. A surcharge will be applicable if you use this option.



Pay by mailing this payment slip with your cheque to:
DEFT Payment Systems
Locked Bag 656, Adelaide SA 5001



Pay in person at any post office by cash, cheque or Eftpos.
Payments made at Australia Post will incur a \$2.75 DEFT processing fee.

Contact your participating financial institution to make a BPAY payment from your cheque or savings account. Enter the biller code and your DEFT reference number. To use the QR code, use the reader within your mobile banking app. More info: www.bpay.com.au

Strata Management SA

DEFT Reference Number

303466650 16795

Amount Due

\$265.50

Due Date

01/04/2021

Amount Paid

\$

000026550<3+

Scheduled
1/4/2021

42110 - Property Expenses - Sundry Expenses

2021 Financial Year

Preparer Kelly Fu

Reviewer Kelly Fu

Status N/A - Not Applicable

Account Code	Description	CY Balance	LY Balance	Change
CSSF_EAGALFARM	17/109 Holt Street, Eagle Farm QLD 4009		\$1,300.00	100%
TOTAL		CY Balance	LY Balance	
			\$1,300.00	

Supporting Documents

No supporting documents

Standard Checklist

- Attach Agent statements (either monthly or annual)
- Attach any other statements, notices or invoices

42150 - Property Expenses - Water Rates

2021 Financial Year

Preparer Kelly Fu

Reviewer Kelly Fu

Status Completed

Account Code	Description	CY Balance	LY Balance	Change
CSSFHENDON	3/4 Florence Street, Hendon SA 5014	\$886.41	\$1,079.94	(17.92)%
CSSF_EAGALFARM	17/109 Holt Street, Eagle Farm QLD 4009	\$725.08	\$439.06	65.14%
STUCROSS11	7/27 Lindsay Road, Lonsdale SA 5160	\$436.13	\$648.68	(32.77)%
STUCROSS21	8/27 Lindsay Road, Lonsdale SA 5160	\$464.49	\$669.11	(30.58)%
STUCROSS31	5/16 Farrow Circuit, Seaford SA 5169	\$494.80	\$1,060.82	(53.36)%
TOTAL		CY Balance	LY Balance	
		\$3,006.91	\$3,897.61	

Supporting Documents

- General Ledger [Report](#)
- 42150 - Water bills 2021.pdf

Standard Checklist

- Attach Agent statements (either monthly or annual)
- Attach any other statements, notices or invoices

Crossley Stephenson Superannuation Fund

General Ledger

As at 30 June 2021

Transaction Date	Description	Units	Debit	Credit	Balance \$
Property Expenses - Water Rates (42150)					
<u>17/109 Holt Street, Eagle Farm QLD 4009 (CSSF EAGALFARM)</u>					
21/08/2020	WITHDRAWAL ONLINE 7644362 BPAY EagleFarmQ EagleFarmWater		211.91		211.91 DR
27/11/2020	WITHDRAWAL ONLINE 0317570 BPAY EagleFarmQ EFarmQldWater		216.02		427.93 DR
12/02/2021	WITHDRAWAL ONLINE 5073936 BPAY EagleFarmQ EFarm Water Rates		219.38		647.31 DR
21/04/2021	WITHDRAWAL ONLINE 1503240 BPAY EagleFarmQ EFWaterNov-Mar2021		77.77		725.08 DR
			725.08		725.08 DR
<u>3/4 Florence Street, Hendon SA 5014 (CSSFHENDON)</u>					
21/08/2020	WITHDRAWAL ONLINE 4742366 BPAY HendonSAWa U3HendonSAWater#1		5.69		5.69 DR
21/08/2020	WITHDRAWAL ONLINE 5869469 BPAY U3 Hendon U3HendonSAWater		216.25		221.94 DR
20/11/2020	WITHDRAWAL ONLINE 1535972 BPAY U3 Hendon U3HendonSAWater		216.25		438.19 DR
20/11/2020	WITHDRAWAL ONLINE 6032052 BPAY HendonSAWa U3HendonWaterUsage		4.62		442.81 DR
19/02/2021	WITHDRAWAL ONLINE 3764835 BPAY HendonSAWa U3HendonWaterUsage		5.55		448.36 DR
19/02/2021	WITHDRAWAL ONLINE 6172141 BPAY U3 Hendon U3HendonSAWater		216.25		664.61 DR
21/05/2021	WITHDRAWAL ONLINE 6058389 BPAY U3 Hendon U3HendonSAWater		5.55		670.16 DR
21/05/2021	WITHDRAWAL ONLINE 7570043 BPAY U3 Hendon U3HendonSAWater#4		216.25		886.41 DR
			886.41		886.41 DR
<u>7/27 Lindsay Road, Lonsdale SA 5160 (STUCROSS11)</u>					
02/10/2020	WITHDRAWAL ONLINE 8006081 BPAY U7 Lonsdal U7LonsdaleSAWater		146.70		146.70 DR
06/01/2021	WITHDRAWAL ONLINE 0716062 BPAY SA WATER U7LonsdaleSAWater		146.10		292.80 DR
06/04/2021	WITHDRAWAL ONLINE 3775533 BPAY U7 Lonsdal U7LonsdaleSAWater		143.33		436.13 DR
			436.13		436.13 DR
<u>8/27 Lindsay Road, Lonsdale SA 5160 (STUCROSS21)</u>					
23/09/2020	WITHDRAWAL ONLINE 4132215 BPAY SA WATER U8LonsdaleSAWater		152.86		152.86 DR
06/01/2021	WITHDRAWAL ONLINE 7555697 BPAY SA WATER U8LonsdaleSAWater		159.98		312.84 DR
06/04/2021	WITHDRAWAL ONLINE 1942561 BPAY U8 Lonsdal U8LonsdaleSAWater		151.65		464.49 DR
			464.49		464.49 DR
<u>5/16 Farrow Circuit, Seaford SA 5169 (STUCROSS31)</u>					

Crossley Stephenson Superannuation Fund

General Ledger

As at 30 June 2021

Transaction Date	Description	Units	Debit	Credit	Balance \$
02/10/2020	WITHDRAWAL ONLINE 7152772 BPAY U5 Seaford U5SeafordSAWater		155.42		155.42 DR
06/01/2021	WITHDRAWAL ONLINE 7574272 BPAY SA WATER U5SeafordSAWater		173.85		329.27 DR
06/04/2021	WITHDRAWAL ONLINE 7769386 BPAY U5 Seaford U5SeafordSAWater		165.53		494.80 DR
			494.80		494.80 DR

Total Debits: 3,006.91

Total Credits: 0.00



Urban Utilities
ABN 86 673 835 011

Account Enquiries 13 26 57
Faults and Emergencies 13 23 64
www.urbanutilities.com.au

Water and Sewerage Quarterly Account

QUUC60_A4G/E-1/S-1/I-1/

CSSF NOMINEES PTY LTD
C/- EAGLE FARM PROPERTY TRUST
11 THE PROMENADE
CAMP HILL QLD 4152

Property Location: 17
109 HOLT STREET
EAGLE FARM 4009

Customer reference number	10 1094 4661 0000 6
Bill number	1094 4661 7
Date issued	17/07/2020
Total due	\$211.91
Current charges due date	23/08/2020
Your water usage	Scheduled 21/8/2020
Water usage (kL)	3
Days charged	92
Average daily water usage (litres)	
Current period	33
Same period last year	

Account Summary Period 10/03/2020 - 09/06/2020

Your Last Account

Amount Billed	\$223.34
Amount Paid	\$439.06CR

Your Current Account

Balance	\$0.00
Current Charges	\$211.91

Total Due \$211.91

If full payment is not received by the due date, a compounding interest of 11% per annum will accrue daily on any amount owing.



We're freezing our water and sewerage prices for six months
Visit urbanutilities.com.au/prices for more information.

Payment options

Direct debit
To arrange automatic payment from your bank account, visit www.urbanutilities.com.au/directdebit

Telephone and internet banking - BPAY®
Contact your bank or financial institution to make this payment from your cheque, savings, credit card, debit or transaction account.
BPAY View® View and pay this bill using internet banking.
More info: www.bpay.com.au
® Registered to BPAY Pty Ltd ABN 69 079 137 518

Internet
Pay your account online using MasterCard or Visa

By phone
Call 1300 123 141 to pay your account using your MasterCard or Visa card*.

Mail
Tear off this slip and return with your cheque payment to Urban Utilities PO Box 963, Parramatta, NSW 2124

In person
Pay in person at Australia Post with cash, cheque, money order, debit card or any branch of the Commonwealth Bank with cash or cheque.

Amount paid

Date paid

Receipt number



Urban Utilities
ABN 86 673 835 011

Account Enquiries 13 26 57
Faults and Emergencies 13 23 64
www.urbanutilities.com.au

Water and Sewerage Quarterly Account

QUUC39_A4G/E-1/S-1/1-1/

CSSF NOMINEES PTY LTD
C/- EAGLE FARM PROPERTY TRUST
11 THE PROMENADE
CAMP HILL QLD 4152

Property Location: 17
109 HOLT STREET
EAGLE FARM 4009

Customer reference number	10 1094 4661 0000 6
Bill number	1094 4661 8
Date issued	07/10/2020
Total due	\$216.02
Current charges due date	27/11/2020
Your water usage	Scheduled 27/11/2020
Water usage (kL)	4
Days charged	79
Average daily water usage (litres)	
Current period	51
Same period last year	

Account Summary Period 10/06/2020 - 27/08/2020

Your Last Account

Amount Billed	\$211.91
Amount Paid	\$211.91CR

Your Current Account

Balance	\$0.00
Current Charges	\$216.02

Total Due \$216.02

If full payment is not received by the due date, a compounding interest of 11% per annum will accrue daily on any amount owing.



Did you know it can take up to 13L of water to make a single A4 sheet of paper?*

Reduce paper and water waste and stay on top of your bills by switching to eBilling now.

*Source: Water Footprint Network



SCAN ME

BS0120

Direct debit

To arrange automatic payment from your bank account, visit www.urbanutilities.com.au/directdebit



Telephone and internet banking – BPAY®

Contact your bank or financial institution to make this payment from your cheque, savings, credit card, debit or transaction account.
BPAY View® View and pay this bill using internet banking. More info: www.bpay.com.au

® Registered to BPAY Pty Ltd ABN 69 079 137 518



Internet

Pay your account online using MasterCard or Visa credit card at www.urbanutilities.com.au/creditcard
Payment by credit card will incur a 0.51% surcharge. We accept Mastercard or Visa credit cards.

Payment options



By phone

Call 1300 123 141 to pay your account using your MasterCard or Visa card*.



Mail

Tear off this slip and return with your cheque payment to Queensland Urban Utilities PO Box 963, Parramatta, NSW 2124



In person

Pay in person at Australia Post with cash, cheque, money order, debit card or any branch of the Commonwealth Bank with cash or cheque.

Amount paid

Date paid

Receipt number



Urban Utilities
ABN 86 673 835 011

Account Enquiries 13 26 57
Faults and Emergencies 13 23 64
www.urbanutilities.com.au

Water and Sewerage Quarterly Account

QUUC64_A4G/E-1/S-1/1-1/

CSSF NOMINEES PTY LTD
C/- EAGLE FARM PROPERTY TRUST
11 THE PROMENADE
CAMP HILL QLD 4152

Property Location: 17
109 HOLT STREET
EAGLE FARM 4009

*Scheduled
12/2/2021.*

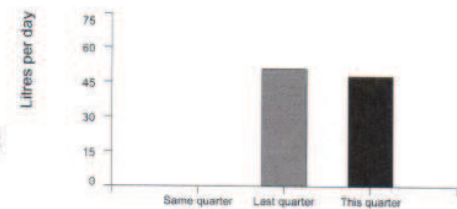
Customer reference number	10 1094 4661 0000 6
Bill number	1094 4661 9
Date issued	22/12/2020
Total due	\$219.38
Current charges due date	13/02/2021

Your water usage

Water usage (kL)	4
Days charged	83

Average daily water usage (litres)

Current period	48
Same period last year	



Account Summary Period 28/08/2020 - 18/11/2020

Your Last Account

Amount Billed	\$216.02
Amount Paid	\$216.02CR

Your Current Account

Balance	\$0.00
Current Charges	\$219.38

Total Due \$219.38

If full payment is not received by the due date, a compounding interest of 11% per annum will accrue daily on any amount owing.

Did you know it can take up to 13L of water to make a single A4 sheet of paper?*

Reduce paper and water waste and stay on top of your bills by switching to eBilling now.

*Source: Water Footprint Network



SCAN ME

BS0120



Direct debit
To arrange automatic payment from your bank account, visit www.urbanutilities.com.au/directdebit



Telephone and internet banking - BPAY®
Contact your bank or financial institution to make this payment from your cheque, savings, credit card, debit or transaction account.
BPAY View® View and pay this bill using internet banking. More info: www.bpay.com.au

® Registered to BPAY Pty Ltd ABN 69 079 137 518



Internet
Pay your account online using MasterCard or Visa credit card at www.urbanutilities.com.au/creditcard
Payment by credit card will incur a 0.51% surcharge. We accept Mastercard or Visa credit cards.

Payment options



By phone
Call 1300 123 141 to pay your account using your MasterCard or Visa card*.



Mail
Tear off this slip and return with your cheque payment to Queensland Urban Utilities PO Box 963, Parramatta, NSW 2124



In person
Pay in person at Australia Post with cash, cheque, money order, debit card or any branch of the Commonwealth Bank with cash or cheque.

Amount paid

Date paid

Receipt number



Urban Utilities
ABN 86 673 835 011

Account Enquiries 13 26 57
Faults and Emergencies 13 23 64
www.urbanutilities.com.au

Water and Sewerage Quarterly Account

QUUC37_A4B/E-1/S-1/I-1/

CSSF NOMINEES PTY LTD
C/- EAGLE FARM PROPERTY TRUST
11 THE PROMENADE
CAMP HILL QLD 4152

Property Location: 17
109 HOLT STREET
EAGLE FARM 4009

Customer reference number	10 1094 4661 0000 6
Bill number	1094 4661 10
Date issued	15/03/2021
Total due	\$77.77
Current charges due date	21/04/2021
Your water usage	Scheduled 21/4/2021
Water usage (kL)	5
Days charged	109
Average daily water usage (litres)	
Current period	46
Same period last year	

Account Summary Period 19/11/2020 - 07/03/2021

Your Last Account

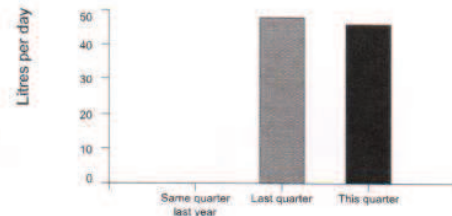
Amount Billed \$219.38
Amount Paid \$219.38CR

Your Current Account

Balance \$0.00
Current Charges \$77.77

Total Due \$77.77

If full payment is not received by the due date, a compounding interest of up to 8.53% per annum will accrue daily on any amount owing.



Updated prices apply from 1 January 2021

Last year, we froze our prices for six months due to COVID-19, so FY21 prices now apply.

BS0120



Direct debit
To arrange automatic payment from your bank account, visit www.urbanutilities.com.au/directdebit



Telephone and internet banking - BPAY
Contact your bank or financial institution to make this payment from your cheque, savings, credit card, debit or transaction account.
BPAY View[®] View and pay this bill using internet banking. More info: www.bpay.com.au
[®] Registered to BPAY Pty Ltd ABN 69 079 137 518



Internet
Pay your account online using MasterCard or Visa credit card at www.urbanutilities.com.au/creditcard
Payment by credit card will incur a 0.51% surcharge. We accept Mastercard or Visa credit cards.

Payment options



By phone
Call 1300 123 141 to pay your account using your MasterCard or Visa card[®].



Mail
Tear off this slip and return with your cheque payment to Queensland Urban Utilities PO Box 963, Parramatta, NSW 2124



In person
Pay in person at Australia Post with cash, cheque, money order, debit card or any branch of the Commonwealth Bank with cash or cheque.

Amount paid


Date paid

Receipt number

COMMUNITY CORP NO 26784 INC
 C/: S CROSSLEY-STEPHENSON
 11 THE PROMENADE
 CAMP HILL QLD 4152

Your group's water use snapshot

Your group's average daily water use compared with the same quarter in previous years. To see how you compare to similar households visit www.sawater.com.au/mybill.



Your average daily cost for this quarter
\$0.19

“That’s a relief...”

The State Government is delivering cheaper water bills for all South Australian households from 1 July 2020.

Discover how much you could save at sawater.com.au

SA Water

ABN 69 336 525 019

250 Victoria Square/Tarntanyangga
 Adelaide SA 5000

Customer Service

Adelaide-based Customer Care Centre



1300 SA WATER
(1300 729 283)



customercare@sawater.com.au



www.sawater.com.au

SA Water, the leading provider of water services for around 1.7 million South Australians, has been working together with the community to supply safe, clean drinking water and a dependable sewerage service for more than 160 years.

Total amount due:
\$17.07

Pay by:
21 Aug 20

Your account

Account no. **25 28293 01 5**
 Invoice date **29 Jul 20**
 Residential **4 FLORENCE ST HENDON**
C26784 CP

Account summary

Previous balance		\$17.07
Amount paid	⊖	\$17.07
New charges	⊕	\$17.07
Current balance	⊖	\$17.07

Payment may be deferred until your next bill.

U1 = 5.69 TRUST
 U2 = 5.69 TRUST
 U3 = 5.69 SUPER

Scheduled 21/8/2020

Customer Service

Adelaide-based Customer Care Centre



1300 SA WATER
(1300 729 283)



customercare@sawater.com.au



www.sawater.com.au

SA Water, the leading provider of water services for around 1.7 million South Australians, has been working together with the community to supply safe, clean drinking water and a dependable sewerage service for more than 160 years.



005909 038 - 4152

CSSF NOMINEES PTY LTD
11 THE PROMENADE
CAMP HILL QLD 4152



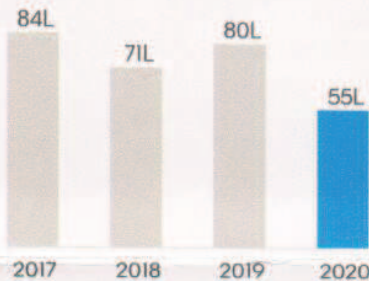
Total amount due:
\$216.25

Pay by:
21 Aug 20

*Scheduled
21/8/2020*

Your group's water use snapshot

Your group's average daily water use compared with the same quarter in previous years. To see how you compare to similar households visit www.sawater.com.au/mybill.



Your average daily cost for this quarter
\$2.35

Your account

Account no. **25 28293 15 4**
Invoice date 29 Jul 20
Commercial **U3 4 FLORENCE ST
HENDON LT 3 C26784**

Account summary

Previous balance		\$264.32
Amount paid	⊖	\$264.32
New charges	⊕	\$216.25
Current balance	⊖	\$216.25

Fees may apply for late payment.

“That’s a relief...”

The State Government is delivering cheaper water bills for all businesses in South Australia from 1 July 2020.

For more information visit
sawater.com.au

Customer Service

Adelaide-based Customer Care Centre



1300 SA WATER
(1300 729 283)



customercare@sawater.com.au




www.sawater.com.au

SA Water, the leading provider of water services for around 1.7 million South Australians, has been working together with the community to supply safe, clean drinking water and a dependable sewerage service for more than 160 years.



005516 038 - 4152

CSSF NOMINEES PTY LTD
11 THE PROMENADE
CAMP HILL QLD 4152



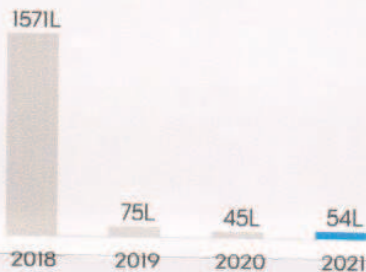
Total amount due:
\$216.25

Pay by:
19 Feb 21

Scheduled 19/2/2021

Your group's water use snapshot

Your group's average daily water use compared with the same quarter in previous years. To see how you compare to similar households visit www.sawater.com.au/mybill.



Your average daily cost for this quarter
\$2.40

Your account

Account no. **25 28293 15 4**
Invoice date 27 Jan 21
Commercial **U3 4 FLORENCE ST
HENDON LT 3 C26784**

Account summary

Previous balance		\$216.25
Amount paid	⊖	\$216.25
New charges	⊕	\$216.25
Current balance	⊖	\$216.25

Fees may apply for late payment.

Cooling communities with smart technology

We're working with communities and investing in smart technology to keep public spaces cool and green with efficient water use.

Misting systems for major public events.

Integrating smart irrigation for cool, green, open spaces.

Linking temperature sensors to our website so you can find cooler parks and playgrounds.

Discover more at sawater.com.au

COMMUNITY CORP NO 26784 INC
 C/: S CROSSLEY-STEPHENSON
 11 THE PROMENADE
 CAMP HILL QLD 4152

SUPER

SA Water

ABN 69 336 525 019

250 Victoria Square/Tarntanyangga
 Adelaide SA 5000

Customer Service

Adelaide-based Customer Care Centre

1300 SA WATER
 (1300 729 283)

customercare@sawater.com.au

www.sawater.com.au

SA Water, the leading provider of water services for around 1.7 million South Australians, has been working together with the community to supply safe, clean drinking water and a dependable sewerage service for more than 160 years.

Total amount due:
\$16.65

Pay by:
19 Feb 21

Your group's water use snapshot

Your group's average daily water use compared with the same quarter in previous years. To see how you compare to similar households visit www.sawater.com.au/mybill.



Your average daily cost for this quarter
\$0.15

Your account

Account no. **25 28293 01 5**
 Invoice date 27 Jan 21
 Residential **4 FLORENCE ST HENDON C26784 CP**

Account summary

Previous balance		\$13.94
Amount paid	⊖	\$13.94
New charges	⊕	\$16.65
Current balance	⊖	\$16.65

Payment is not required. Your balance will be carried forward to your next bill.

Using water to cool

Keep your garden greener and cooler this summer with efficient water use.

A thriving lawn will keep your garden up to 10 degrees cooler – water at night to limit evaporation.

Misting systems cool outdoor living spaces and use very little water.

Flash-watering for 30 seconds drops temperatures in your garden for up to half an hour.


Discover more at sawater.com.au

U1 = 5.55

U2 = 5.55

U3 = 5.55

Scheduled 19/2/2021


 250 Victoria Square/Tarntanyangga
 Adelaide SA 5000

Customer Service

Adelaide-based Customer Care Centre


1300 SA WATER
 (1300 729 283)


customercare@sawater.com.au



www.sawater.com.au

SA Water, the leading provider of water services for around 1.7 million South Australians, has been working together with the community to supply safe, clean drinking water and a dependable sewerage service for more than 160 years.



004834 038 - 4152

CSSF NOMINEES PTY LTD
 11 THE PROMENADE
 CAMP HILL QLD 4152


Total amount due:

\$216.25

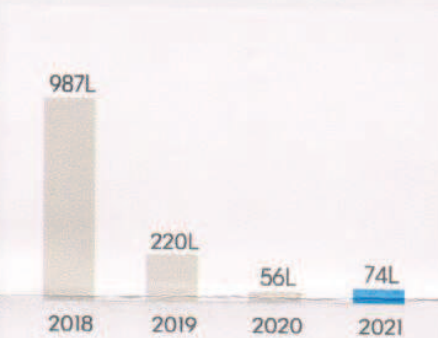
Pay by:

21 May 21

Scheduled
21/5/2021

Your group's water use snapshot

Your group's average daily water use compared with the same quarter in previous years. To see how you compare to similar households visit www.sawater.com.au/mybill.



Your average daily cost for this quarter

\$2.38

Your account

Account no.	25 28293 15 4
Invoice date	28 Apr 21
Commercial	U3 4 FLORENCE ST HENDON LT 3 C26784

Account summary

Previous balance		\$216.25
Amount paid	⊖	\$216.25
New charges	⊕	\$216.25
Current balance	⊖	\$216.25

Fees may apply for late payment.

“That’s a relief...”

The State Government is delivering cheaper water bills for all businesses in South Australia.

For more information visit
sawater.com.au

Customer Service

Adelaide-based Customer Care Centre



1300 SA WATER
(1300 729 283)



customercare@sawater.com.au



www.sawater.com.au

SA Water, the leading provider of water services for around 1.7 million South Australians, has been working together with the community to supply safe, clean drinking water and a dependable sewerage service for more than 160 years.

COMMUNITY CORP NO 26784 INC
C/: S CROSSLEY-STEPHENSON
11 THE PROMENADE
CAMP HILL QLD 4152

Super

U1 = 5.55

U2 = 5.55

U3 = 5.55

(S)

*Scheduled
21/5/2021*

Total amount due:
\$16.65

Pay by:
21 May 21

Your group's water use snapshot

Your group's average daily water use compared with the same quarter in previous years. To see how you compare to similar households visit www.sawater.com.au/mybill.



Your average daily cost for this quarter
\$0.21

Your account

Account no. **25 28293 01 5**
Invoice date 28 Apr 21
Residential **4 FLORENCE ST HENDON**
C26784 CP

Account summary

Previous balance		\$16.65
Amount paid	⊖	\$16.65
New charges	⊕	\$16.65
Current balance	⊖	\$16.65

Payment is not required. Your balance will be carried forward to your next bill.

“That’s a relief...”

The State Government is delivering cheaper water bills for all South Australian households.

For more information visit
sawater.com.au

Customer Service

Adelaide-based Customer Care Centre



1300 SA WATER
(1300 729 283)



customercare@sawater.com.au



www.sawater.com.au

SA Water, the leading provider of water services for around 1.7 million South Australians, has been working together with the community to supply safe, clean drinking water and a dependable sewerage service for more than 160 years.



007363 038 - 4152

CSSF NOMINEES PTY LTD
11 THE PROMENADE
CAMP HILL QLD 4152



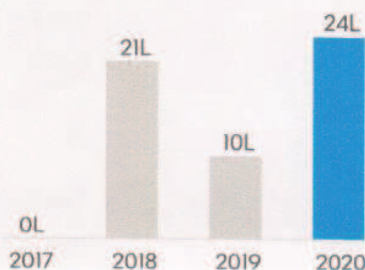
Total amount due:
\$146.70

Pay by:
02 Oct 20

*Scheduled
2/10/2020*

Your water use snapshot

Your average daily water use compared with the same quarter in previous years. To see how you compare to similar households visit www.sawater.com.au/mybill.



Your average daily cost for this quarter
\$1.75

Your account

Account no. **86 44028 18 7**
Invoice date 09 Sep 20
Commercial U7 27 LINDSAY RD
LONSDALE LT 7 C27050 U7

Account summary

Previous balance		\$163.03
Amount paid	⊖	\$163.03
New charges	⊕	\$146.70
Current balance	⊖	\$146.70

Fees may apply for late payment.

“That’s a relief...”

The State Government is delivering cheaper water bills for all businesses in South Australia from 1 July 2020.

For more information visit
sawater.com.au

Customer Service

Adelaide-based Customer Care Centre



1300 SA WATER
(1300 729 283)




customer@saewater.com.au



www.saewater.com.au

SA Water, the leading provider of water services for around 1.7 million South Australians, has been working together with the community to supply safe, clean drinking water and a dependable sewerage service for more than 160 years.



007095 038 - 4152

CSSF NOMINEES PTY LTD
11 THE PROMENADE
CAMP HILL QLD 4152



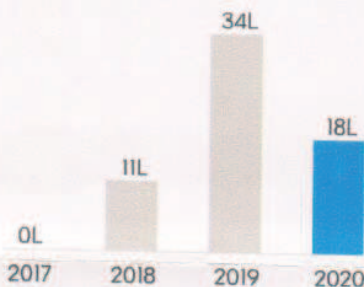
Total amount due:
\$146.10

Pay by:
04 Jan 21

pd 6/1/2021

Your water use snapshot

Your average daily water use compared with the same quarter in previous years. To see how you compare to similar households visit www.saewater.com.au/mybill.



Your average daily cost for this quarter
\$1.30

Your account

Account no. **86 44028 18 7**
Invoice date **09 Dec 20**
Commercial **U7 27 LINDSAY RD
LONSDALE LT 7 C27050 U7**

Account summary

Previous balance		\$146.70
Amount paid	⊖	\$146.70
New charges	⊕	\$146.10
Current balance	⊖	\$146.10

Fees may apply for late payment.

BRING IT WITH YOU

Heading to work, to a meeting or a worksite, remember to bring your own bottle. Drinking tap water is one of the best choices you can make for your health, the environment and your wallet.

Scan the QR code to download our BYOB app to find bottle filling stations right across South Australia.



TAP WATER. A BETTER HABIT



Customer Service

Adelaide-based Customer Care Centre



1300 SA WATER
(1300 729 283)



customercare@sawater.com.au



www.sawater.com.au

SA Water, the leading provider of water services for around 1.7 million South Australians, has been working together with the community to supply safe, clean drinking water and a dependable sewerage service for more than 160 years.



007003 038 - 4152

CSSF NOMINEES PTY LTD
11 THE PROMENADE
CAMP HILL QLD 4152



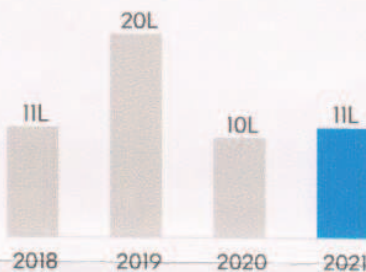
Total amount due:
\$143.33

Pay by:
06 Apr 21

*Scheduled
6/4/2021*

Your water use snapshot

Your average daily water use compared with the same quarter in previous years. To see how you compare to similar households visit www.sawater.com.au/mybill.



Your average daily cost for this quarter
\$1.59

Your account

Account no. **86 44028 18 7**
Invoice date 10 Mar 21
Commercial **U7 27 LINDSAY RD
LONSDALE LT 7 C27050 U7**

Account summary

Previous balance		\$146.10
Amount paid	⊖	\$146.10
New charges	⊕	\$143.33
Current balance	⊖	\$143.33

Fees may apply for late payment.

Cooling communities with smart technology

We're working with communities and investing in smart technology to keep public spaces cool and green with efficient water use.



Misting systems for major public events.



Integrating smart irrigation for cool, green, open spaces.



Linking temperature sensors to our website so you can find cooler parks and playgrounds.

Discover more at sawater.com.au

Customer Service

Adelaide-based Customer Care Centre



1300 SA WATER
(1300 729 283)



customercare@sawater.com.au



www.sawater.com.au

SA Water, the leading provider of water services for around 1.7 million South Australians, has been working together with the community to supply safe, clean drinking water and a dependable sewerage service for more than 160 years.



007364 038 - 4152

S CROSSLEY
11 THE PROMENADE
CAMP HILL QLD 4152

SUPER




Total amount due:
\$152.86

Pay by:
02 Oct 20

Your water use snapshot

Your average daily water use compared with the same quarter in previous years. To see how you compare to similar households visit www.sawater.com.au/mybill.



Your average daily cost for this quarter
\$1.82

*Scheduled
21/10/2020
23/9/2020*

Your account

Account no. **86 44028 19 5**
Invoice date 09 Sep 20
Commercial **U8 27 LINDSAY RD
LONSDALE LT 8 C27050 U8**

Account summary

Previous balance		\$169.85
Amount paid	⊖	\$169.85
New charges	⊕	\$152.86
Current balance	⊖	\$152.86

Fees may apply for late payment.

“That’s a relief...”

The State Government is delivering cheaper water bills for all businesses in South Australia from 1 July 2020.

For more information visit
sawater.com.au



250 Victoria Square/Tarntanyangga
Adelaide SA 5000

Customer Service

Adelaide-based Customer Care Centre



1300 SA WATER
(1300 729 283)



customer@saewater.com.au



www.saewater.com.au

SA Water, the leading provider of water services for around 1.7 million South Australians, has been working together with the community to supply safe, clean drinking water and a dependable sewerage service for more than 160 years.



007096 038 - 4152

S CROSSLEY
11 THE PROMENADE
CAMP HILL QLD 4152

Super.



Total amount due:

\$159.98

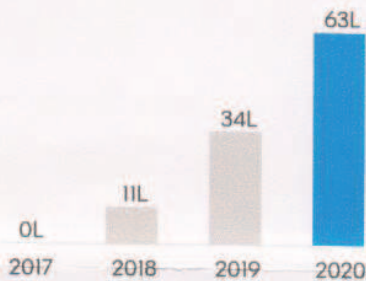
Pay by:

04 Jan 21

PD 6/1/2021

Your water use snapshot

Your average daily water use compared with the same quarter in previous years. To see how you compare to similar households visit www.saewater.com.au/mybill.



Your average daily cost for this quarter
\$1.43

Your account

Account no. **86 44028 19 5**
Invoice date 09 Dec 20
Commercial **U8 27 LINDSAY RD
LONSDALE LT 8 C27050 U8**

Account summary

Previous balance		\$152.86
Amount paid	⊖	\$152.86
New charges	⊕	\$159.98
Current balance	⊖	\$159.98

Fees may apply for late payment.

BRING IT WITH YOU

Heading to work, to a meeting or a worksite, remember to bring your own bottle. Drinking tap water is one of the best choices you can make for your health, the environment and your wallet.

Scan the QR code to download our BYOB app to find bottle filling stations right across South Australia.



TAP WATER. A BETTER HABIT



SA Water, the leading provider of water services for around 1.7 million South Australians, has been working together with the community to supply safe, clean drinking water and a dependable sewerage service for more than 160 years.

007004 038 - 4152

S CROSSLEY
11 THE PROMENADE
CAMP HILL QLD 4152

SUPER.

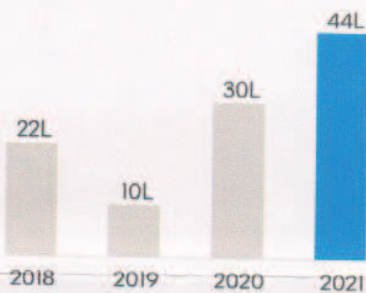
Total amount due:
\$151.65

Pay by:
06 Apr 21

Scheduled 6/4/2021

Your water use snapshot

Your average daily water use compared with the same quarter in previous years. To see how you compare to similar households visit www.sawater.com.au/mybill.



Your average daily cost for this quarter
\$1.69

Your account

Account no. **86 44028 19 5**

Invoice date 10 Mar 21

Commercial **U8 27 LINDSAY RD
LONSDALE LT 8 C27050 U8**

Account summary

Previous balance		\$159.98
Amount paid	⊖	\$159.98
New charges	⊕	\$151.65
Current balance	⊖	\$151.65

Fees may apply for late payment.

Cooling communities with smart technology

We're working with communities and investing in smart technology to keep public spaces cool and green with efficient water use.

Misting systems for major public events.

Integrating smart irrigation for cool, green, open spaces.

Linking temperature sensors to our website so you can find cooler parks and playgrounds.

Discover more at sawater.com.au

E:\D:\010101\U10101-141010

Customer Service

Adelaide-based Customer Care Centre



1300 SA WATER
(1300 729 283)



customercare@sawater.com.au



www.sawater.com.au

SA Water, the leading provider of water services for around 1.7 million South Australians, has been working together with the community to supply safe, clean drinking water and a dependable sewerage service for more than 160 years.



007365 038 - 4152

CSSF NOMINEES PTY LTD
11 THE PROMENADE
CAMP HILL QLD 4152



Total amount due:
\$155.42

Pay by:
02 Oct 20

Scheduled 2/10/2020

Your group's water use snapshot

Your group's average daily water use compared with the same quarter in previous years. To see how you compare to similar households visit www.sawater.com.au/mybill.



Your average daily cost for this quarter
\$1.73

Your account

Account no. **86 13184 43 5**
Invoice date 09 Sep 20
Commercial **U5 16 FARROW CCT
SEAFORD LT 5 C27721**

Account summary

Previous balance		\$453.58
Amount paid	⊖	\$453.58
New charges	⊕	\$155.42
Current balance	⊖	\$155.42

Fees may apply for late payment.

“That’s a relief...”

The State Government is delivering cheaper water bills for all businesses in South Australia from 1 July 2020.

For more information visit
sawater.com.au

250 Victoria Square/Tarntanyangga
Adelaide SA 5000

Customer Service

Adelaide-based Customer Care Centre

1300 SA WATER
(1300 729 283)

customer@saewater.com.au

www.saewater.com.au

SA Water, the leading provider of water services for around 1.7 million South Australians, has been working together with the community to supply safe, clean drinking water and a dependable sewerage service for more than 160 years.



007097 038 - 4152

CSSF NOMINEES PTY LTD
11 THE PROMENADE
CAMP HILL QLD 4152



Total amount due:
\$173.85

Pay by:
04 Jan 21

PAID 6/1/2021

Your water use snapshot

Your average daily water use compared with the same quarter in previous years. To see how you compare to similar households visit www.saewater.com.au/mybill.



Your average daily cost for this quarter
\$1.59

Your account

Account no. **86 13184 43 5**
Invoice date 09 Dec 20
Commercial **U5 16 FARROW CCT
SEAFORD LT 5 C27721**

Account summary

Previous balance		\$0.00
Amount paid	⊖	\$0.00
New charges	⊕	\$173.85
Current balance	⊖	\$173.85

Fees may apply for late payment.

BRING IT WITH YOU

Heading to work, to a meeting or a worksite, remember to bring your own bottle. Drinking tap water is one of the best choices you can make for your health, the environment and your wallet.

Scan the QR code to download our BYOB app to find bottle filling stations right across South Australia.



TAP WATER. A BETTER HABIT



Customer Service

Adelaide-based Customer Care Centre



1300 SA WATER
(1300 729 283)



customercare@sawater.com.au



www.sawater.com.au

SA Water, the leading provider of water services for around 1.7 million South Australians, has been working together with the community to supply safe, clean drinking water and a dependable sewerage service for more than 160 years.



007005 038 - 4152

CSSF NOMINEES PTY LTD
11 THE PROMENADE
CAMP HILL QLD 4152

Total amount due:

\$165.53

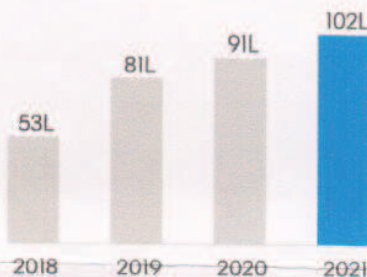
Pay by:

06 Apr 21

*Scheduled
6/4/2021*

Your water use snapshot

Your average daily water use compared with the same quarter in previous years. To see how you compare to similar households visit www.sawater.com.au/mybill.



Your average daily cost for this quarter
\$1.88

Your account

Account no. **86 13184 43 5**
Invoice date 10 Mar 21
Commercial **U5 16 FARROW CCT
SEAFORD LT 5 C27721**

Account summary

Previous balance		\$173.85
Amount paid	⊖	\$173.85
New charges	⊕	\$165.53
Current balance	⊖	\$165.53

Fees may apply for late payment.

Cooling communities with smart technology

We're working with communities and investing in smart technology to keep public spaces cool and green with efficient water use.



Misting systems for major public events.



Integrating smart irrigation for cool, green, open spaces.



Linking temperature sensors to our website so you can find cooler parks and playgrounds.

Discover more at sawater.com.au

48100 - Division 293 Tax

2021 Financial Year

Preparer Kelly Fu

Reviewer Kelly Fu

Status Completed

Account Code	Description	CY Balance	LY Balance	Change
CROSTU00001A	(Division 293 Tax) Crossley, Stuart - Accumulation (Accumulation)	\$4,388.05	\$7,485.90	(41.38)%
TOTAL		CY Balance	LY Balance	
		\$4,388.05	\$7,485.90	

Supporting Documents

- General Ledger [Report](#)
- ATO release authority - Div 293 tax Stuart Crossley.pdf

Standard Checklist

- Attach all correspondence between member and the Fund
- Attach correspondence between the ATO and the Fund

Crossley Stephenson Superannuation Fund

General Ledger

As at 30 June 2021

Transaction Date	Description	Units	Debit	Credit	Balance \$
Division 293 Tax (48100)					
(Division 293 Tax) Crossley, Stuart - Accumulation (CROSTU00001A)					
16/11/2020	WITHDRAWAL ONLINE 2506291 BPAY ATO - Trus 2019-2020Div293Tax		4,388.05		4,388.05 DR
			4,388.05		4,388.05 DR

Total Debits: 4,388.05

Total Credits: 0.00



THE TRUSTEE FOR CROSSLEY STEPHENSON
SUPERANNUATION FUND
11 THE PROMENADE
CAMP HILL QLD 4152

Our reference: 7119009248135

Phone: 13 10 20

ABN: 24 718 507 814

28 October 2020

Authority to release benefits due to Division 293 due and payable

Dear Trustee,

This is an authority to release benefits for STUART CROSSLEY due to Division 293 due and payable. They have requested that \$4,388.05 be released from their superannuation account. The released amount is to be paid to the ATO.

What you need to do

THE TRUSTEE FOR CROSSLEY STEPHENSON SUPERANNUATION FUND is required within 20 business days of the date of this letter to:

- › make a payment to us of the lesser of either:
 - \$4,388.05 or
 - the sum of all available release amounts for each super interest held by you for STUART CROSSLEY.
- › If you can't release the full amount, please specify your reason, and
- › return the enclosed statement to us.

Need help

If you have any questions, please phone **13 10 20** between 8:00am and 6:00pm, Monday to Friday.

Yours faithfully,
Grant Brodie
Deputy Commissioner of Taxation

PAY NOW

Your payment reference number (PRN) is:
551001525560976611

BPAY®



Bill code: 75556
Ref: 551001525560976611

Telephone & Internet Banking - BPAY®

Contact your bank or financial institution to make this payment from your cheque, savings, debit or credit card account. More info: www.bpay.com.au

CREDIT OR DEBIT CARD

Pay online with your credit or debit card at www.governmenteasypay.gov.au/PayATO or phone **1300 898 089**. A card payment fee applies.

OTHER PAYMENT OPTIONS

For other payments options, visit ato.gov.au/paymentoptions



Release authority statement

28 October 2020

How to complete this statement

You must:

- complete section B **and** if required section C
- sign and date the declaration (section E) that applies to you, and
- send the completed statement **without a cover sheet** by mail or fax:

mail to

Australian Taxation Office
PO Box 3578
ALBURY NSW 2640

OR fax individually to

1300 139 011

Completing this form

- Print clearly, using a BLACK pen only.
- Use BLOCK LETTERS and print one character per box.

S M I T H S T

- Place in ALL applicable boxes.

You must return this statement to us within 20 business days of the issue date on the enclosed letter.



Section A: Member details

1 Title MR

2 Family name CROSSLEY

3 First given name STUART

4 Member TFN 152556097

5 Member account number SMSF112799613636

6 Member identifier number

7 Unique superannuation identifier

8 Year of assessment 2019 - 20

9 Payment reference number 5510 0152 5560 9766 11

Section B: Details of payment

Complete this section detailing the amount paid and if required the amount unable to be released from your member's super interest.

The amount to be paid to the ATO is \$ 4,388.05

10 Amount paid \$, , .

Day Month Year

11 Date amount paid / /

12 Amount unable to be released (Complete section C if there is an amount unable to be released) \$, , .

Section C: Reason for not releasing money

Complete this section if you cannot pay the full amount from your member's super interests.

13 Reason for non-release or partial release (Place an in the applicable box)

- The member does not have sufficient funds available or no longer has any super interests within this fund.
- The member has funds available, though cannot be released due to the interest being a defined benefit interest.

Section D: Super fund details

14 Super fund name THE TRUSTEE FOR CROSSLEY STEPHENSON SUPERANNUATION FUND

15 Super fund ABN 24718507814

Section E: Declaration

Complete the declaration that applies to you.

! Penalties may be imposed for giving false or misleading information.

TRUSTEE, DIRECTOR OR AUTHORISED OFFICER DECLARATION

I declare that:

- the information contained in the statement is true and correct
- where an amount has been paid, it has been released from account(s) held by the member.

Name (Print in BLOCK LETTERS)

Signature

Date

Day / Month / Year
 / /

Contact number

OR

AUTHORISED REPRESENTATIVE DECLARATION

I, the authorised representative of the super provider, declare that:

- I have prepared the statement with the information supplied by the super provider
- I have received a declaration made by the super provider that the information provided to me for the preparation of this statement is true and correct
- I am authorised by the super provider to give the information in the statement to the ATO.

Name (Print in BLOCK LETTERS)

Signature

Date

Day / Month / Year
 / /

Contact number

Tax agent number (if applicable)

Privacy

The ATO is a government agency bound by the *Privacy Act 1988* in terms of collection and handling of personal information and tax file numbers (TFNs). For further information about privacy law notices please go to ato.gov.au/privacy

48500 - Income Tax Expense

2021 Financial Year

Preparer Kelly Fu

Reviewer Kelly Fu

Status Completed

Account Code	Description	CY Balance	LY Balance	Change
48500	Income Tax Expense	\$23,682.37	\$16,639.94	42.32%
TOTAL		CY Balance	LY Balance	
		\$23,682.37	\$16,639.94	

Supporting Documents

No supporting documents

49000 - Profit/Loss Allocation Account

2021 Financial Year

Preparer Kelly Fu

Reviewer Kelly Fu

Status Completed

Account Code	Description	CY Balance	LY Balance	Change
49000	Profit/Loss Allocation Account	\$184,033.87	\$204,724.45	(10.11)%
TOTAL		CY Balance	LY Balance	
		\$184,033.87	\$204,724.45	

Supporting Documents

No supporting documents

50000 - Members

2021 Financial Year

Preparer Kelly Fu

Reviewer Kelly Fu

Status Completed

Account Code	Description	Opening Balance	Contribution Income	Earnings	Member Payments	Tax & Fees	Closing Balance	Change
CROSTU00001A	Crossley, Stuart - Accumulation (Accumulation)	(\$982,301.87)	(\$35,412.64)	(\$115,404.53)	\$3,816.06	\$20,736.96	(\$1,108,566.02)	12.85%
STESHA00001A	Stephenson, Sharon - Accumulation (Accumulation)	(\$583,482.97)	(\$3,448.45)	(\$67,690.07)	\$814.54	\$8,120.70	(\$645,686.25)	10.66%
TOTAL		Opening Balance	Contribution Income	Earnings	Member Payments	Tax & Fees	Closing Balance	
		(\$1,565,784.84)	(\$38,861.09)	(\$183,094.60)	\$4,630.60	\$28,857.66	(\$1,754,252.27)	

Supporting Documents

- Members Summary [Report](#)
- Members Statements [Report](#)

Standard Checklist

- Attach copies of Members Statements

Crossley Stephenson Superannuation Fund

Members Statement

Stuart Crossley
 11 The Promenade
 Camp Hill, Queensland, 4152, Australia

Your Details

Date of Birth : Provided
 Age: 51
 Tax File Number: Provided
 Date Joined Fund: 15/09/2011
 Service Period Start Date:
 Date Left Fund:
 Member Code: CROSTU00001A
 Account Start Date: 15/09/2011
 Account Phase: Accumulation Phase
 Account Description: Accumulation

Nominated Beneficiaries N/A
 Vested Benefits 1,108,566.02
 Total Death Benefit 1,984,455.02
 Current Salary 0.00
 Previous Salary 0.00
 Disability Benefit 779,902.00

Your Balance

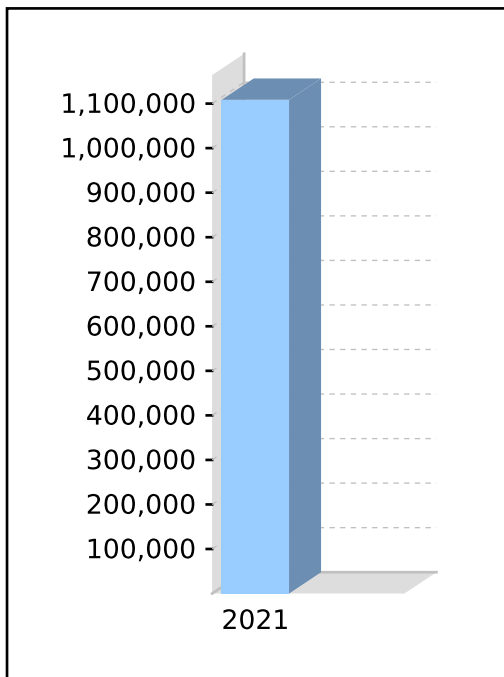
Total Benefits 1,108,566.02

Preservation Components

Preserved 1,093,360.28
 Unrestricted Non Preserved
 Restricted Non Preserved 15,205.74

Tax Components

Tax Free 458,398.47
 Taxable 650,167.55



Your Detailed Account Summary

	This Year
Opening balance at 01/07/2020	982,301.87
<u>Increases to Member account during the period</u>	
Employer Contributions	25,000.00
Personal Contributions (Concessional)	
Personal Contributions (Non Concessional)	10,412.64
Government Co-Contributions	
Other Contributions	
Proceeds of Insurance Policies	
Transfers In	
Net Earnings	115,404.53
Internal Transfer In	
<u>Decreases to Member account during the period</u>	
Pensions Paid	
Contributions Tax	3,750.01
Income Tax	12,598.90
No TFN Excess Contributions Tax	
Excess Contributions Tax	
Refund Excess Contributions	
Division 293 Tax	4,388.05
Insurance Policy Premiums Paid	3,816.06
Management Fees	
Member Expenses	
Benefits Paid/Transfers Out	
Superannuation Surcharge Tax	
Internal Transfer Out	
Closing balance at 30/06/2021	1,108,566.02

Crossley Stephenson Superannuation Fund

Members Statement

Sharon Stephenson
 11 The Promenade
 Camp Hill, Queensland, 4152, Australia

Your Details

Date of Birth : Provided
 Age: 51
 Tax File Number: Provided
 Date Joined Fund: 15/09/2011
 Service Period Start Date: 01/09/1986
 Date Left Fund:
 Member Code: STESHA00001A
 Account Start Date: 15/09/2011
 Account Phase: Accumulation Phase
 Account Description: Accumulation

Nominated Beneficiaries N/A
 Vested Benefits 645,686.25
 Total Death Benefit 746,193.25
 Current Salary 0.00
 Previous Salary 0.00
 Disability Benefit 301,521.00

Your Balance

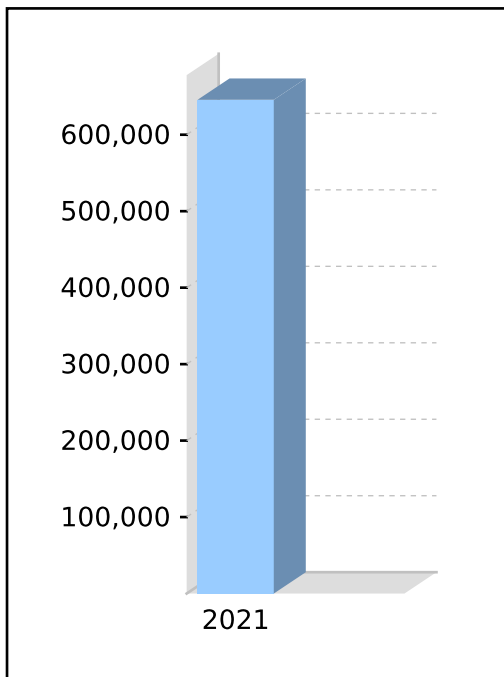
Total Benefits 645,686.25

Preservation Components

Preserved 644,503.52
 Unrestricted Non Preserved 1,182.73
 Restricted Non Preserved

Tax Components

Tax Free 365,611.23
 Taxable 280,075.02



Your Detailed Account Summary

	This Year
Opening balance at 01/07/2020	583,482.97
<u>Increases to Member account during the period</u>	
Employer Contributions	3,448.45
Personal Contributions (Concessional)	
Personal Contributions (Non Concessional)	
Government Co-Contributions	
Other Contributions	
Proceeds of Insurance Policies	
Transfers In	
Net Earnings	67,690.07
Internal Transfer In	
<u>Decreases to Member account during the period</u>	
Pensions Paid	
Contributions Tax	517.29
Income Tax	7,603.41
No TFN Excess Contributions Tax	
Excess Contributions Tax	
Refund Excess Contributions	
Division 293 Tax	
Insurance Policy Premiums Paid	814.54
Management Fees	
Member Expenses	
Benefits Paid/Transfers Out	
Superannuation Surcharge Tax	
Internal Transfer Out	
Closing balance at 30/06/2021	645,686.25

Crossley Stephenson Superannuation Fund

Members Summary

As at 30 June 2021

Opening Balances	Increases				Decreases					Closing Balance	
	Contributions	Transfers In	Net Earnings	Insurance Proceeds	Pensions Paid	Contributions Tax	Taxes Paid	Benefits Paid/ Transfers Out	Insurance Premiums		Member Expenses
Stuart Crossley (Age: 51)											
CROSTU00001A - Accumulation											
982,301.87	35,412.64		115,404.53			8,138.06	12,598.90		3,816.06		1,108,566.02
982,301.87	35,412.64		115,404.53			8,138.06	12,598.90		3,816.06		1,108,566.02
Sharon Stephenson (Age: 51)											
STESHA00001A - Accumulation											
583,482.97	3,448.45		67,690.07			517.29	7,603.41		814.54		645,686.25
583,482.97	3,448.45		67,690.07			517.29	7,603.41		814.54		645,686.25
1,565,784.84	38,861.09		183,094.60			8,655.35	20,202.31		4,630.60		1,754,252.27

59200 - Contribution Reserve

2021 Financial Year

Preparer Kelly Fu

Reviewer Kelly Fu

Status Completed

Account Code	Description	CY Balance	LY Balance	Change
CROSTU00001A	(Contribution Reserve) Crossley, Stuart - Accumulation (Accumulation)	(\$1,902.07)	(\$6,335.63)	(69.98)%
TOTAL		CY Balance	LY Balance	
		(\$1,902.07)	(\$6,335.63)	

Supporting Documents

- General Ledger [Report](#)

Standard Checklist

- Review the Trust Deed and minutes to ensure that the reserve is permitted and recorded in accordance with trustee policy

Crossley Stephenson Superannuation Fund

General Ledger

As at 30 June 2021

Transaction Date	Description	Units	Debit	Credit	Balance \$
Contribution Reserve (59200)					
(Contribution Reserve) Crossley, Stuart - Accumulation (CROSTU00001A)					
01/07/2020	Opening Balance				6,335.63 CR
01/07/2020	Close Period Journal			375.19	6,710.82 CR
01/07/2020	Close Period Journal		2,501.25		4,209.57 CR
01/07/2020	Close Period Journal			375.19	4,584.76 CR
01/07/2020	Close Period Journal		2,501.25		2,083.51 CR
01/07/2020	Close Period Journal			367.68	2,451.19 CR
01/07/2020	Close Period Journal		2,451.19		0.00 DR
21/06/2021	System Member Journals		335.66		335.66 DR
21/06/2021	System Member Journals			2,237.73	1,902.07 CR
			7,789.35	3,355.79	1,902.07 CR

Total Debits: 7,789.35

Total Credits: 3,355.79

60400 - Bank Accounts

2021 Financial Year

Preparer Kelly Fu

Reviewer Kelly Fu

Status Completed

Account Code	Description	CY Balance	LY Balance	Change
WBC291829	Westpac DIY Super Working Account ***1829	\$7,947.33	\$15,075.43	(47.28)%
Westpac DIY Super Sa	Westpac DIY Super Savings Account ***1810	\$3,724.26	\$8,566.75	(56.53)%
TOTAL		CY Balance	LY Balance	
		\$11,671.59	\$23,642.18	

Supporting Documents

- Bank Statement Report [Report](#)
- 60400 - Westpac #1826 statements 2021.pdf [WBC291829](#)
- 60400 - Westpac #1810 statements 2021.pdf [Westpac DIY Super Sa](#)

Standard Checklist

- Attach Copies of Bank Statements
- Attach copy of Bank Statement Report
- Ensure all Balances match Statement Balances at June 30
- Ensure all Transactions have been entered

Crossley Stephenson Superannuation Fund

Bank Statement Report

For The Period 01 July 2020 to 30 June 2021

Chart Code: 60400 / WBC291829
Account Name: Westpac DIY Super Working Account ***1829
BSB and Account Number: 035055 291829

Opening Balance	-	Total Debits	+	Total Credits	=	Closing Balance	Data Feed Used
\$ 15,075.43		\$ 217,629.37		\$ 210,501.27		\$ 7,947.33	BGL Bank Data Service

Date	Description	Debit \$	Credit \$	Ledger Balance \$	Statement Balance \$	Variance \$
01/07/2020	Opening Balance			15,075.43		
01/07/2020	Remitter=MM-MM ELECTRICAL Ref=MM FRNC ST HENDON		3,467.21	18,542.64		
01/07/2020	Remitter=MM-MM ELECTRICAL Ref=MM LONSDALE		3,628.55	22,171.19		
01/07/2020	WITHDRAWAL ONLINE 6917713 BPAY U5 Seaford U5SeafordCommCorp	265.50		21,905.69	21,905.69	
06/07/2020	DEPOSIT-OSKO PAYMENT 2164794 DANAE K BIGG U5 CFE		606.00	22,511.69	22,511.69	
08/07/2020	DEPOSIT-OSKO PAYMENT 2986394 DANAE K BIGG U5 CFE		600.00	23,111.69	23,111.69	
13/07/2020	PAYMENT BY AUTHORITY TO ZURICH AUST LIFE INS ZURICH LIFE M030597 3F	289.29		22,822.40		
13/07/2020	WITHDRAWAL ONLINE 1457553 PYMT SMSF Unit SMSFLoan364362	1,487.00		21,335.40	21,335.40	
15/07/2020	PAYMENT BY AUTHORITY TO A. M. P. SOCIETY AMP LIFE LIMITED A1970172-U	94.13		21,241.27	21,241.27	
16/07/2020	PAYMENT BY AUTHORITY TO SECURE FUNDING PTY LTD SECURE FUNDING P 3233032	3,826.88		17,414.39		
16/07/2020	DEPOSIT-OSKO PAYMENT 2844120 DANAE K BIGG U5 CFE		600.00	18,014.39	18,014.39	
17/07/2020	PAYMENT BY AUTHORITY TO QBE INSURANCE (AUSTRALIA) LIMITED QBE INSUR0153666 163A848160BPK	223.73		17,790.66	17,790.66	
20/07/2020	DEPOSIT-OSKO PAYMENT 2141545 DANAE K BIGG U5 CFE		600.00	18,390.66	18,390.66	
23/07/2020	DEPOSIT-OSKO PAYMENT 2182903 DANAE K BIGG U5 CFE		600.00	18,990.66	18,990.66	
31/07/2020	INTEREST PAID		0.17	18,990.83		
31/07/2020	WITHDRAWAL ONLINE 7983173 BPAY U7 Lonsdal U7LonsdaleComCorp	301.95		18,688.88		

Crossley Stephenson Superannuation Fund
Bank Statement Report

For The Period 01 July 2020 to 30 June 2021

Date	Description	Debit \$	Credit \$	Ledger Balance \$	Statement Balance \$	Variance \$
31/07/2020	WITHDRAWAL ONLINE 9108779 BPAY U8 Lonsdal U8LonsdaleComCorp	277.20		18,411.68	18,411.68	
03/08/2020	Remitter=MM-MM ELECTRICAL Ref=MM FRNC ST HENDON		3,467.21	21,878.89		
03/08/2020	Remitter=MM-MM ELECTRICAL Ref=MM LONSDALE		3,628.55	25,507.44		
03/08/2020	DEPOSIT ONLINE 2707697 PYMT Pauline Ha One Nation		5,934.94	31,442.38	31,442.38	
05/08/2020	WITHDRAWAL ONLINE 7270544 BPAY EagleFarmR EFRatesJul-Sept20	834.90		30,607.48	30,607.48	
07/08/2020	DEPOSIT-OSKO PAYMENT 2447039 DANA K BIGG U5 CFE wk 1		650.00	31,257.48	31,257.48	
11/08/2020	DEPOSIT-OSKO PAYMENT 2956928 DANA K BIGG U5 CFE wk2		650.00	31,907.48	31,907.48	
12/08/2020	WITHDRAWAL ONLINE 1482189 PYMT SMSF Unit SMSFLoan364362	1,487.00		30,420.48	30,420.48	
13/08/2020	PAYMENT BY AUTHORITY TO ZURICH AUST LIFE INS ZURICH LIFE M030597 3F	289.29		30,131.19	30,131.19	
14/08/2020	PAYMENT BY AUTHORITY TO SECURE FUNDING PTY LTD SECURE FUNDING P 3233032	3,826.88		26,304.31		
14/08/2020	Remitter=MM Electrical Ref=219906		1,399.28	27,703.59	27,703.59	
17/08/2020	PAYMENT BY AUTHORITY TO A. M. P. SOCIETY AMP LIFE LIMITED A1970172-U	94.13		27,609.46	27,609.46	
18/08/2020	PAYMENT BY AUTHORITY TO QBE INSURANCE (AUSTRALIA) LIMITED QBE INSUR0166301 163A848160BPK	223.73		27,385.73	27,385.73	
20/08/2020	DEPOSIT-OSKO PAYMENT 2923754 DANA K BIGG U5 CFE wk 3		650.00	28,035.73	28,035.73	
21/08/2020	WITHDRAWAL ONLINE 4742366 BPAY HendonSAWa U3HendonSAWater#1	5.69		28,030.04		
21/08/2020	WITHDRAWAL ONLINE 5869469 BPAY U3 Hendon U3HendonSAWater	216.25		27,813.79		
21/08/2020	WITHDRAWAL ONLINE 7644362 BPAY EagleFarmQ EagleFarmWater	211.91		27,601.88	27,601.88	
25/08/2020	WITHDRAWAL ONLINE 1225711 BPAY ATO - Supe BASQtrApr-Jun2020	7,023.00		20,578.88	20,578.88	
27/08/2020	DEPOSIT-OSKO PAYMENT 2886156 DANA K BIGG U5 CFE wk4		650.00	21,228.88	21,228.88	
31/08/2020	DEPOSIT ONLINE 2201952 PYMT Pauline Ha One Nation		8,549.50	29,778.38		
31/08/2020	INTEREST PAID		0.22	29,778.60		

Crossley Stephenson Superannuation Fund
Bank Statement Report

For The Period 01 July 2020 to 30 June 2021

Date	Description	Debit \$	Credit \$	Ledger Balance \$	Statement Balance \$	Variance \$
01/09/2020	Remitter=MM-MM ELECTRICAL Ref=MM FRNC ST HENDON		3,467.21	33,245.81		
01/09/2020	Remitter=MM-MM ELECTRICAL Ref=MM LONSDALE		3,628.55	36,874.36		
01/09/2020	WITHDRAWAL ONLINE 1929939 BPAY U5 Seaford U5SeafordRates#1	402.62		36,471.74		
01/09/2020	WITHDRAWAL ONLINE 2324981 BPAY U7 Lonsdal U7LonsdaleRates#1	407.22		36,064.52		
01/09/2020	WITHDRAWAL ONLINE 5151482 BPAY EagleFarmB EFarmBodyCorpFees	1,567.75		34,496.77		
01/09/2020	WITHDRAWAL ONLINE 9274128 BPAY U8 Lonsdal U8LonsdaleRates#1	407.22		34,089.55	34,089.55	
11/09/2020	Remitter=MM Electrical Ref=230077		2,895.10	36,984.65		
11/09/2020	DEPOSIT-OSKO PAYMENT 2202231 DANAE K BIGG U5 CFE WK1		675.00	37,659.65	37,659.65	
14/09/2020	PAYMENT BY AUTHORITY TO ZURICH AUST LIFE INS ZURICH LIFE M030597 3F	289.29		37,370.36		
14/09/2020	WITHDRAWAL ONLINE 1324716 PYMT SMSF Unit SMSFLoan364362	1,487.00		35,883.36	35,883.36	
15/09/2020	PAYMENT BY AUTHORITY TO A. M. P. SOCIETY AMP LIFE LIMITED A1970172-U	94.13		35,789.23	35,789.23	
16/09/2020	PAYMENT BY AUTHORITY TO SECURE FUNDING PTY LTD SECURE FUNDING P 3233032	3,826.88		31,962.35	31,962.35	
17/09/2020	PAYMENT BY AUTHORITY TO QBE INSURANCE (AUSTRALIA) LIMITED QBE INSUR0178866 163A848160BPK	223.73		31,738.62		
17/09/2020	DEPOSIT-OSKO PAYMENT 2227702 DANAE K BIGG U5 CFE wk2		675.00	32,413.62	32,413.62	
18/09/2020	WITHDRAWAL ONLINE 6604023 BPAY TAX OFFICE 2019-2020SMSFTax	2,141.10		30,272.52	30,272.52	
21/09/2020	DEPOSIT ONLINE 2831306 TFR Westpac DIY Transfer of Funds [WITHDRAWAL ONLINE 1831305 TFR Westpac DIY Transfer of Funds]	17,500.00		12,772.52		
21/09/2020	WITHDRAWAL ONLINE 7184050 BPAY U3 Hendon U3HendonRates#1	1,173.00		11,599.52	11,599.52	
22/09/2020	WITHDRAWAL ONLINE 0185808 BPAY U5 Seaford U5SeafordESLevy	359.90		11,239.62		
22/09/2020	WITHDRAWAL ONLINE 2689674 BPAY U7 Lonsdal U7LonsdaleESLevy	366.35		10,873.27		
22/09/2020	WITHDRAWAL ONLINE 6270894 BPAY U3 Hendon U3HendonESLevy	773.15		10,100.12		

Crossley Stephenson Superannuation Fund
Bank Statement Report

For The Period 01 July 2020 to 30 June 2021

Date	Description	Debit \$	Credit \$	Ledger Balance \$	Statement Balance \$	Variance \$
22/09/2020	WITHDRAWAL ONLINE 8395943 BPAY U8 Lonsdal U8LonsdaleESLevy	366.35		9,733.77		
22/09/2020	DEPOSIT-OSKO PAYMENT 2109501 DANAE K BIGG U5 CFE wk3		675.00	10,408.77	10,408.77	
23/09/2020	WITHDRAWAL ONLINE 4132215 BPAY SA WATER U8LonsdaleSAWater	152.86		10,255.91	10,255.91	
25/09/2020	Remitter=MM Electrical Ref=234336		332.88	10,588.79		
25/09/2020	DEPOSIT-OSKO PAYMENT 2916194 DANAE K BIGG U5 CFE wk4		675.00	11,263.79	11,263.79	
28/09/2020	DEPOSIT ONLINE 2706238 PYMT Pauline Ha One Nation		6,769.84	18,033.63		
28/09/2020	WITHDRAWAL ONLINE 1560191 PYMT PDK Financ CROSTSF-Inv42384	5,940.00		12,093.63		
28/09/2020	WITHDRAWAL ONLINE 1625631 PYMT BJS Insura U3HendIns332573	975.00		11,118.63	11,118.63	
30/09/2020	INTEREST PAID		0.22	11,118.85	11,118.85	
01/10/2020	WITHDRAWAL ONLINE 3656400 BPAY U5 Seaford U5SeafordCorpFees	265.50		10,853.35		
01/10/2020	WITHDRAWAL ONLINE 5973019 BPAY EagleFarmR EagleFarmRates#2	834.90		10,018.45	10,018.45	
02/10/2020	Remitter=MM-MM ELECTRICAL Ref=MM FRNC ST HENDON		3,467.21	13,485.66		
02/10/2020	Remitter=MM-MM ELECTRICAL Ref=MM LONSDALE		3,628.55	17,114.21		
02/10/2020	WITHDRAWAL ONLINE 7152772 BPAY U5 Seaford U5SeafordSAWater	155.42		16,958.79		
02/10/2020	WITHDRAWAL ONLINE 8006081 BPAY U7 Lonsdal U7LonsdaleSAWater	146.70		16,812.09	16,812.09	
05/10/2020	WITHDRAWAL ONLINE 1505158 PYMT PDK Financ Invoice 42394 Audi	1,320.00		15,492.09	15,492.09	
12/10/2020	WITHDRAWAL ONLINE 1543135 PYMT SMSF Unit SMSFLoan364362	1,487.00		14,005.09		
12/10/2020	DEPOSIT-OSKO PAYMENT 2858007 DANAE K BIGG U5 CFE wk1 10 OCT 2020		575.00	14,580.09	14,580.09	
13/10/2020	PAYMENT BY AUTHORITY TO ZURICH AUST LIFE INS ZURICH LIFE M030597 3F	289.29		14,290.80	14,290.80	
14/10/2020	WITHDRAWAL ONLINE 1500737 PYMT BJS Insura 26784 Inc 334314	466.68		13,824.12	13,824.12	
15/10/2020	PAYMENT BY AUTHORITY TO A. M. P. SOCIETY AMP LIFE LIMITED A1970172-U	94.13		13,729.99		

Crossley Stephenson Superannuation Fund
Bank Statement Report

For The Period 01 July 2020 to 30 June 2021

Date	Description	Debit \$	Credit \$	Ledger Balance \$	Statement Balance \$	Variance \$
15/10/2020	DEPOSIT-OSKO PAYMENT 2771568 DANAE K BIGG U5 CFE wk2		575.00	14,304.99	14,304.99	
16/10/2020	PAYMENT BY AUTHORITY TO SECURE FUNDING PTY LTD SECURE FUNDING P 3233032	3,826.88		10,478.11	10,478.11	
19/10/2020	PAYMENT BY AUTHORITY TO QBE INSURANCE (AUSTRALIA) LIMITED QBE INSUR0191417 163A848160BPK	223.73		10,254.38	10,254.38	
22/10/2020	DEPOSIT-OSKO PAYMENT 2932835 DANAE K BIGG U5 CFE wk3		575.00	10,829.38	10,829.38	
30/10/2020	Remitter=MM Electrical Ref=248144		1,741.23	12,570.61		
30/10/2020	INTEREST PAID		0.10	12,570.71		
30/10/2020	DEPOSIT-OSKO PAYMENT 2818139 DANAE K BIGG U5 CFE wk4		575.00	13,145.71	13,145.71	
02/11/2020	Remitter=MM-MM ELECTRICAL Ref=MM FRNC ST HENDON		3,405.16	16,550.87		
02/11/2020	Remitter=MM-MM ELECTRICAL Ref=MM LONSDALE		3,664.84	20,215.71		
02/11/2020	DEPOSIT ONLINE 2713656 PYMT Pauline Ha One Nation		5,934.94	26,150.65		
02/11/2020	WITHDRAWAL ONLINE 4682169 BPAY U7 Lonsdal U7LonsdaleCorpFees	301.95		25,848.70		
02/11/2020	WITHDRAWAL ONLINE 7141226 BPAY U8 Lonsdal U8LonsdaleCorpFees	277.20		25,571.50		
02/11/2020	WITHDRAWAL-OSKO PAYMENT 1046616 PPH Electrical Invoice # 4577 Hot Water Se	236.50		25,335.00	25,335.00	
12/11/2020	WITHDRAWAL ONLINE 1437969 PYMT SMSF Unit SMSFLoan364362	1,487.00		23,848.00	23,848.00	
13/11/2020	PAYMENT BY AUTHORITY TO ZURICH AUST LIFE INS ZURICH LIFE M030597 3F	289.29		23,558.71	23,558.71	
16/11/2020	PAYMENT BY AUTHORITY TO A. M. P. SOCIETY AMP LIFE LIMITED A1970172-U	94.13		23,464.58		
16/11/2020	PAYMENT BY AUTHORITY TO SECURE FUNDING PTY LTD SECURE FUNDING P 3233032	3,826.88		19,637.70		
16/11/2020	WITHDRAWAL ONLINE 2506291 BPAY ATO - Trus 2019-2020Div293Tax	4,388.05		15,249.65	15,249.65	
17/11/2020	PAYMENT BY AUTHORITY TO QBE INSURANCE (AUSTRALIA) LIMITED QBE INSUR0203641 163A848160BPK	223.73		15,025.92	15,025.92	
19/11/2020	DEPOSIT-OSKO PAYMENT 2775780 DANAE K BIGG U5 CFE WK1		635.00	15,660.92	15,660.92	

Crossley Stephenson Superannuation Fund
Bank Statement Report

For The Period 01 July 2020 to 30 June 2021

Date	Description	Debit \$	Credit \$	Ledger Balance \$	Statement Balance \$	Variance \$
20/11/2020	WITHDRAWAL ONLINE 1535972 BPAY U3 Hendon U3HendonSAWater	216.25		15,444.67		
20/11/2020	WITHDRAWAL ONLINE 6032052 BPAY HendonSAWa U3HendonWaterUsage	4.62		15,440.05		
20/11/2020	DEPOSIT-OSKO PAYMENT 2946357 DANA K BIGG U5 CFE wk2		635.00	16,075.05	16,075.05	
25/11/2020	WITHDRAWAL ONLINE 2631163 BPAY ATO - Supe BAS Qtr #1 Super	6,850.00		9,225.05	9,225.05	
27/11/2020	WITHDRAWAL ONLINE 0317570 BPAY EagleFarmQ EFarmQldWater	216.02		9,009.03	9,009.03	
30/11/2020	Remitter=MM Electrical Ref=257209		4.62	9,013.65		
30/11/2020	DEPOSIT ONLINE 2410941 PYMT Pauline Ha One Nation		7,672.48	16,686.13		
30/11/2020	INTEREST PAID		0.15	16,686.28	16,686.28	
01/12/2020	Remitter=MM Electrical Ref=258676		1,389.15	18,075.43		
01/12/2020	Remitter=MM-MM ELECTRICAL Ref=MM FRNC ST HENDON		3,405.16	21,480.59		
01/12/2020	Remitter=MM-MM ELECTRICAL Ref=MM LONSDALE		3,664.84	25,145.43		
01/12/2020	WITHDRAWAL ONLINE 0104524 BPAY U8 Lonsdal U8LonsdaleRates#2	405.00		24,740.43		
01/12/2020	WITHDRAWAL ONLINE 1508520 BPAY U3 Hendon U3HendonRates#2	1,173.00		23,567.43		
01/12/2020	WITHDRAWAL ONLINE 2323284 BPAY U5 Seaford U5SeafordRates#2	399.00		23,168.43		
01/12/2020	WITHDRAWAL ONLINE 2916960 BPAY EagleFarmB EFBodysCorpFees	1,521.52		21,646.91		
01/12/2020	WITHDRAWAL ONLINE 4909817 BPAY U7 Lonsdal U7LonsdaleRates#2	405.00		21,241.91		
01/12/2020	DEPOSIT-OSKO PAYMENT 2115356 DANA K BIGG U5 CFE WK3		635.00	21,876.91	21,876.91	
08/12/2020	DEPOSIT-OSKO PAYMENT 2799471 DANA K BIGG U5 CFE wk4		635.00	22,511.91	22,511.91	
10/12/2020	WITHDRAWAL ONLINE 1818492 TFR Westpac DIY [DEPOSIT ONLINE 2818494 TFR Westpac DIY]	10,000.00		12,511.91	12,511.91	
14/12/2020	PAYMENT BY AUTHORITY TO ZURICH AUST LIFE INS ZURICH LIFE M030597 3F	289.29		12,222.62		
14/12/2020	WITHDRAWAL ONLINE 1425997 PYMT SMSF Unit SMSFLoan364362	1,487.00		10,735.62		

Crossley Stephenson Superannuation Fund
Bank Statement Report

For The Period 01 July 2020 to 30 June 2021

Date	Description	Debit \$	Credit \$	Ledger Balance \$	Statement Balance \$	Variance \$
14/12/2020	DEPOSIT-OSKO PAYMENT 2202746 DANAE K BIGG U5 CFE WK1		615.00	11,350.62	11,350.62	
15/12/2020	PAYMENT BY AUTHORITY TO A. M. P. SOCIETY AMP LIFE LIMITED A1970172-U	114.63		11,235.99	11,235.99	
16/12/2020	PAYMENT BY AUTHORITY TO SECURE FUNDING PTY LTD SECURE FUNDING P 3233032	3,826.88		7,409.11		
16/12/2020	DEPOSIT-OSKO PAYMENT 2811550 DANAE K BIGG U5 CFE wk2		615.00	8,024.11	8,024.11	
17/12/2020	PAYMENT BY AUTHORITY TO QBE INSURANCE (AUSTRALIA) LIMITED QBE INSUR0216125 163A848160BPK	223.73		7,800.38	7,800.38	
18/12/2020	DEPOSIT-OSKO PAYMENT 2018267 DANAE K BIGG U5 CFE WK3		615.00	8,415.38	8,415.38	
22/12/2020	DEPOSIT ONLINE 2108958 PYMT Pauline Ha One Nation		5,934.94	14,350.32	14,350.32	
31/12/2020	Remitter=MM Electrical Ref=269532		1,389.25	15,739.57		
31/12/2020	INTEREST PAID		0.12	15,739.69	15,739.69	
04/01/2021	Remitter=MM-MM ELECTRICAL Ref=MM FRNC ST HENDON		3,405.16	19,144.85		
04/01/2021	Remitter=MM-MM ELECTRICAL Ref=MM LONSDALE		3,664.84	22,809.69		
04/01/2021	WITHDRAWAL ONLINE 4516543 BPAY U5 Seaford U5SeafordCommCorp	265.50		22,544.19		
04/01/2021	WITHDRAWAL ONLINE 7128302 BPAY EagleFarmR EagleFarmRates#3	805.65		21,738.54	21,738.54	
06/01/2021	WITHDRAWAL ONLINE 0716062 BPAY SA WATER U7LonsdaleSAWater	146.10		21,592.44		
06/01/2021	WITHDRAWAL ONLINE 7555697 BPAY SA WATER U8LonsdaleSAWater	159.98		21,432.46		
06/01/2021	WITHDRAWAL ONLINE 7574272 BPAY SA WATER U5SeafordSAWater	173.85		21,258.61		
06/01/2021	DEPOSIT-OSKO PAYMENT 2583340 DANAE K BIGG U5 CFE wk4		615.00	21,873.61	21,873.61	
12/01/2021	WITHDRAWAL ONLINE 1528469 PYMT SMSF Unit SMSFLoan364362	1,487.00		20,386.61	20,386.61	
13/01/2021	PAYMENT BY AUTHORITY TO ZURICH AUST LIFE INS ZURICH LIFE M030597 3F	346.72		20,039.89		
13/01/2021	DEPOSIT-OSKO PAYMENT 2194438 DANAE K BIGG U5 CFE WK1		600.00	20,639.89	20,639.89	
14/01/2021	DEPOSIT-OSKO PAYMENT 2354110 DANAE K BIGG U5 CFE wk2		600.00	21,239.89	21,239.89	

Crossley Stephenson Superannuation Fund
Bank Statement Report

For The Period 01 July 2020 to 30 June 2021

Date	Description	Debit \$	Credit \$	Ledger Balance \$	Statement Balance \$	Variance \$
15/01/2021	PAYMENT BY AUTHORITY TO A. M. P. SOCIETY AMP LIFE LIMITED A1970172-U	114.63		21,125.26		
15/01/2021	PAYMENT BY AUTHORITY TO SECURE FUNDING PTY LTD SECURE FUNDING P 3233032	3,826.88		17,298.38	17,298.38	
19/01/2021	PAYMENT BY AUTHORITY TO QBE INSURANCE (AUSTRALIA) LIMITED QBE INSUR0228355 163A848160BPK	331.35		16,967.03	16,967.03	
20/01/2021	DEPOSIT-OSKO PAYMENT 2258183 DANA K BIGG U5 CFE wk3		600.00	17,567.03	17,567.03	
22/01/2021	WITHDRAWAL ONLINE 7500369 BPAY ASIC SMSF Annual Review	273.00		17,294.03		
22/01/2021	WITHDRAWAL-OSKO PAYMENT 1804569 Metro Roller Doors Invoice 404728-U5 Seafo	1,298.00		15,996.03	15,996.03	
28/01/2021	DEPOSIT-OSKO PAYMENT 2722610 DANA KATE BIGG U5 CFE wk4		600.00	16,596.03	16,596.03	
29/01/2021	INTEREST PAID		0.14	16,596.17	16,596.17	
01/02/2021	Remitter=MM-MM ELECTRICAL Ref=MM FRNC ST HENDON		3,405.16	20,001.33		
01/02/2021	Remitter=MM-MM ELECTRICAL Ref=MM LONSDALE		3,664.84	23,666.17		
01/02/2021	WITHDRAWAL ONLINE 4512337 BPAY U7 Lonsdal U7LonsdaleCommCorp	301.95		23,364.22		
01/02/2021	WITHDRAWAL ONLINE 6735370 BPAY U8 Lonsdal U8LonsdaleCommCorp	277.20		23,087.02	23,087.02	
08/02/2021	DEPOSIT ONLINE 2508475 PYMT Pauline Ha One Nation		6,959.97	30,046.99	30,046.99	
10/02/2021	DEPOSIT-OSKO PAYMENT 2453276 DANA KATE BIGG U5 CFE		184.00	30,230.99		
10/02/2021	DEPOSIT-OSKO PAYMENT 2645517 DANA KATE BIGG U5 CFE wk1		650.00	30,880.99	30,880.99	
12/02/2021	WITHDRAWAL ONLINE 1666454 PYMT SMSF Unit SMSFLoan364362	1,487.00		29,393.99		
12/02/2021	WITHDRAWAL ONLINE 5073936 BPAY EagleFarmQ EFarm Water Rates	219.38		29,174.61	29,174.61	
15/02/2021	PAYMENT BY AUTHORITY TO A. M. P. SOCIETY AMP LIFE LIMITED A1970172-U	114.63		29,059.98		
15/02/2021	PAYMENT BY AUTHORITY TO ZURICH AUST LIFE INS ZURICH LIFE M030597 3F	346.72		28,713.26	28,713.26	
16/02/2021	PAYMENT BY AUTHORITY TO SECURE FUNDING PTY LTD SECURE FUNDING P 3233032	3,826.88		24,886.38	24,886.38	
17/02/2021	PAYMENT BY AUTHORITY TO QBE INSURANCE (AUSTRALIA) LIMITED QBE INSUR0239830	199.26		24,687.12		

Crossley Stephenson Superannuation Fund
Bank Statement Report

For The Period 01 July 2020 to 30 June 2021

Date	Description	Debit \$	Credit \$	Ledger Balance \$	Statement Balance \$	Variance \$
	163A848160BPK					
17/02/2021	DEPOSIT-OSKO PAYMENT 2211433 DANA K BIGG U5 CFE wk2		650.00	25,337.12	25,337.12	
19/02/2021	WITHDRAWAL ONLINE 3764835 BPAY HendonSAWA U3HendonWaterUsage	5.55		25,331.57		
19/02/2021	WITHDRAWAL ONLINE 6172141 BPAY U3 Hendon U3HendonSAWater	216.25		25,115.32	25,115.32	
25/02/2021	DEPOSIT-OSKO PAYMENT 2137901 DANA K BIGG U5 CFE WK3		650.00	25,765.32	25,765.32	
26/02/2021	Remitter=MM Electrical Ref=286462		306.08	26,071.40		
26/02/2021	INTEREST PAID		0.19	26,071.59	26,071.59	
01/03/2021	Remitter=MM Electrical Ref=287879		2,783.95	28,855.54		
01/03/2021	Remitter=MM-MM ELECTRICAL Ref=MM FRNC ST HENDON		3,405.16	32,260.70		
01/03/2021	Remitter=MM-MM ELECTRICAL Ref=MM LONSDALE		3,664.84	35,925.54		
01/03/2021	DEPOSIT ONLINE 2802244 PYMT Pauline Ha One Nation		5,934.94	41,860.48		
01/03/2021	WITHDRAWAL ONLINE 3807417 BPAY U8 Lonsdal U8LonsdaleRatesQ#3	405.00		41,455.48		
01/03/2021	WITHDRAWAL ONLINE 5035523 BPAY U7 Lonsdal U7LonsdaleRatesQ#3	405.00		41,050.48		
01/03/2021	WITHDRAWAL ONLINE 7430784 BPAY U3 Hendon U3HendonRates	1,173.00		39,877.48		
01/03/2021	WITHDRAWAL ONLINE 7467167 BPAY U5 Seaford U5SeafordRatesQ#3	399.00		39,478.48	39,478.48	
02/03/2021	WITHDRAWAL ONLINE 5170893 BPAY ATO - Supe BASQtrOct-Dec2020	8,602.00		30,876.48	30,876.48	
08/03/2021	DEPOSIT ONLINE 2608711 TFR Westpac DIY Transfer Funds [WITHDRAWAL ONLINE 1608710 TFR Westpac DIY Transfer Funds]	15,000.00		15,876.48	15,876.48	
12/03/2021	WITHDRAWAL ONLINE 1514871 PYMT SMSF Unit SMSFLoan364362	1,487.00		14,389.48		
12/03/2021	DEPOSIT-OSKO PAYMENT 2174641 DANA K BIGG U5 CFE WK4		650.00	15,039.48	15,039.48	
15/03/2021	PAYMENT BY AUTHORITY TO A. M. P. SOCIETY AMP LIFE LIMITED A1970172-U	114.63		14,924.85		
15/03/2021	PAYMENT BY AUTHORITY TO ZURICH AUST LIFE INS ZURICH LIFE M030597 3F	346.72		14,578.13	14,578.13	

Crossley Stephenson Superannuation Fund
Bank Statement Report

For The Period 01 July 2020 to 30 June 2021

Date	Description	Debit \$	Credit \$	Ledger Balance \$	Statement Balance \$	Variance \$
16/03/2021	PAYMENT BY AUTHORITY TO SECURE FUNDING PTY LTD SECURE FUNDING P 3233032	3,826.88		10,751.25		
16/03/2021	DEPOSIT-OSKO PAYMENT 2624548 DANAE K BIGG U5 CFE WK1		615.00	11,366.25	11,366.25	
17/03/2021	PAYMENT BY AUTHORITY TO QBE INSURANCE (AUSTRALIA) LIMITED QBE INSUR0251149 163A848160BPK	199.26		11,166.99	11,166.99	
19/03/2021	DEPOSIT-OSKO PAYMENT 2446185 DANAE K BIGG U5 CFE WK2		615.00	11,781.99	11,781.99	
25/03/2021	Remitter=AMP LIFE Ref=0225072		114.63	11,896.62		
25/03/2021	WITHDRAWAL ONLINE 6071655 BPAY MYOB PAYBY EFarmRepairACRoof	231.00		11,665.62	11,665.62	
29/03/2021	DEPOSIT ONLINE 2206735 PYMT Pauline Ha One Nation		8,406.02	20,071.64	20,071.64	
31/03/2021	INTEREST PAID		0.16	20,071.80	20,071.80	
01/04/2021	Remitter=MM-MM ELECTRICAL Ref=MM FRNC ST HENDON		3,405.16	23,476.96		
01/04/2021	Remitter=MM-MM ELECTRICAL Ref=MM LONSDALE		3,664.84	27,141.80		
01/04/2021	WITHDRAWAL ONLINE 3056869 BPAY U5 Seaford U5SeafordCommCorp	265.50		26,876.30		
01/04/2021	WITHDRAWAL ONLINE 5311397 BPAY EagleFarmR EagleFarmRatesQ4	834.90		26,041.40		
01/04/2021	WITHDRAWAL ONLINE 7919861 BPAY EagleFarmB EFarmCorpFees	1,636.18		24,405.22	24,405.22	
06/04/2021	WITHDRAWAL ONLINE 1942561 BPAY U8 Lonsdal U8LonsdaleSAWater	151.65		24,253.57		
06/04/2021	WITHDRAWAL ONLINE 3775533 BPAY U7 Lonsdal U7LonsdaleSAWater	143.33		24,110.24		
06/04/2021	WITHDRAWAL ONLINE 7769386 BPAY U5 Seaford U5SeafordSAWater	165.53		23,944.71	23,944.71	
07/04/2021	DEPOSIT-OSKO PAYMENT 2764584 DANAE K BIGG U5 CFE WK3		615.00	24,559.71	24,559.71	
09/04/2021	WITHDRAWAL ONLINE 1362224 TFR Westpac DIY [DEPOSIT ONLINE 2362225 TFR Westpac DIY]	10,000.00		14,559.71		
09/04/2021	DEPOSIT-OSKO PAYMENT 2897387 DANAE K BIGG U5 CFE wk4		615.00	15,174.71	15,174.71	
12/04/2021	WITHDRAWAL ONLINE 1457634 PYMT SMSF Unit SMSFLoan364362	1,487.00		13,687.71	13,687.71	
13/04/2021	PAYMENT BY AUTHORITY TO ZURICH AUST LIFE INS ZURICH LIFE M030597 3F	346.72		13,340.99	13,340.99	

Crossley Stephenson Superannuation Fund
Bank Statement Report

For The Period 01 July 2020 to 30 June 2021

Date	Description	Debit \$	Credit \$	Ledger Balance \$	Statement Balance \$	Variance \$
16/04/2021	PAYMENT BY AUTHORITY TO SECURE FUNDING PTY LTD SECURE FUNDING P 3233032	3,826.88		9,514.11		
16/04/2021	WITHDRAWAL-OSKO PAYMENT 1632229 Metro Roller Doors Inv 405143-U5 Roller Do	367.00		9,147.11	9,147.11	
19/04/2021	PAYMENT BY AUTHORITY TO QBE INSURANCE (AUSTRALIA) LIMITED QBE INSUR0263353 163A848160BPK	199.26		8,947.85	8,947.85	
21/04/2021	WITHDRAWAL ONLINE 1503240 BPAY EagleFarmQ EFWaterNov-Mar2021	77.77		8,870.08	8,870.08	
22/04/2021	DEPOSIT-OSKO PAYMENT 2244908 DANAE K BIGG U5 CFE WK1		592.00	9,462.08	9,462.08	
26/04/2021	DEPOSIT-OSKO PAYMENT 2854511 DANAE K BIGG U5 CFE WK2		592.00	10,054.08	10,054.08	
30/04/2021	Remitter=MM Electrical Ref=309556		294.98	10,349.06		
30/04/2021	DEPOSIT ONLINE 2306207 PYMT Pauline Ha One Nation		6,012.71	16,361.77		
30/04/2021	INTEREST PAID		0.12	16,361.89	16,361.89	
03/05/2021	Remitter=M MEM-NSC Ref=MM FRNC ST HENDON		3,405.16	19,767.05		
03/05/2021	Remitter=M MEM-NSC Ref=MM LONSDALE		3,664.84	23,431.89		
03/05/2021	WITHDRAWAL ONLINE 3086226 BPAY U8 Lonsdal U8LonsdaleCommCorp	277.20		23,154.69		
03/05/2021	WITHDRAWAL ONLINE 8105141 BPAY U7 Lonsdal U7LonsdaleCommCorp	301.95		22,852.74	22,852.74	
06/05/2021	DEPOSIT-OSKO PAYMENT 2646289 DANAE K BIGG U5 CFE WK3		592.00	23,444.74	23,444.74	
11/05/2021	DEPOSIT-OSKO PAYMENT 2671819 DANAE K BIGG U5 CFE WK4		592.00	24,036.74	24,036.74	
12/05/2021	WITHDRAWAL ONLINE 1672117 PYMT SMSF Unit SMSFLoan364362	1,487.00		22,549.74	22,549.74	
13/05/2021	PAYMENT BY AUTHORITY TO ZURICH AUST LIFE INS ZURICH LIFE M030597 3F	346.72		22,203.02	22,203.02	
14/05/2021	PAYMENT BY AUTHORITY TO SECURE FUNDING PTY LTD SECURE FUNDING P 3233032	3,826.88		18,376.14	18,376.14	
18/05/2021	DEPOSIT-OSKO PAYMENT 2744701 DANAE K BIGG U5 CFE wk1		650.00	19,026.14	19,026.14	
20/05/2021	PAYMENT BY AUTHORITY TO QBE INSURANCE (AUSTRALIA) LIMITED QBE INSUR0275750 163A848160BPK	199.26		18,826.88	18,826.88	

Crossley Stephenson Superannuation Fund
Bank Statement Report

For The Period 01 July 2020 to 30 June 2021

Date	Description	Debit \$	Credit \$	Ledger Balance \$	Statement Balance \$	Variance \$
21/05/2021	WITHDRAWAL ONLINE 6058389 BPAY U3 Hendon U3HendonSAWater	5.55		18,821.33		
21/05/2021	WITHDRAWAL ONLINE 7570043 BPAY U3 Hendon U3HendonSAWater#4	216.25		18,605.08	18,605.08	
25/05/2021	DEPOSIT-OSKO PAYMENT 2789992 DANAE K BIGG U5 CFE WK2		650.00	19,255.08	19,255.08	
26/05/2021	WITHDRAWAL ONLINE 3373243 BPAY ATO - Supe BASQtrJan-Mar2021	8,015.00		11,240.08		
31/05/2021	DEPOSIT ONLINE 2308121 PYMT Pauline Ha One Nation		5,934.94	17,175.02		
31/05/2021	INTEREST PAID		0.15	17,175.17	17,175.17	
01/06/2021	Remitter=MM Electrical Ref=320246		2,782.05	19,957.22		
01/06/2021	Remitter=MMEM-NSC Ref=MM FRNC ST HENDON		3,405.16	23,362.38		
01/06/2021	Remitter=MMEM-NSC Ref=MM LONSDALE		3,664.84	27,027.22		
01/06/2021	WITHDRAWAL ONLINE 1765784 BPAY U8 Lonsdal U8LonsdaleRates	405.00		26,622.22		
01/06/2021	WITHDRAWAL ONLINE 4769182 BPAY U7 Lonsdal U7LonsdaleRates	405.00		26,217.22		
01/06/2021	WITHDRAWAL ONLINE 6071406 BPAY U5 Seaford U5SeafordRates	399.00		25,818.22		
01/06/2021	WITHDRAWAL ONLINE 6703349 BPAY U3 Hendon U3HendonRates	1,171.10		24,647.12	24,647.12	
02/06/2021	DEPOSIT ONLINE 2775372 TFR Westpac DIY Transfer Funds [WITHDRAWAL ONLINE 1775372 TFR Westpac DIY Transfer Funds]		6,000.00	30,647.12		
02/06/2021	WITHDRAWAL ONLINE 1782227 TFR Business Lo Transfer of Funds	20,000.00		10,647.12	10,647.12	
07/06/2021	DEPOSIT-OSKO PAYMENT 2562303 DANAE K BIGG U5 CFE wk3		650.00	11,297.12	11,297.12	
10/06/2021	DEPOSIT-OSKO PAYMENT 2917476 DANAE K BIGG U5 CFE WK4		650.00	11,947.12	11,947.12	
14/06/2021	WITHDRAWAL ONLINE 1351802 PYMT SMSF Unit SMSFLoan364362	1,487.00		10,460.12	10,460.12	
15/06/2021	PAYMENT BY AUTHORITY TO ZURICH AUST LIFE INS ZURICH LIFE M030597 3F	346.72		10,113.40	10,113.40	
16/06/2021	PAYMENT BY AUTHORITY TO SECURE FUNDING PTY LTD SECURE FUNDING P 3233032	3,826.88		6,286.52	6,286.52	
17/06/2021	PAYMENT BY AUTHORITY TO QBE INSURANCE (AUSTRALIA) LIMITED QBE INSUR0288248	199.26		6,087.26	6,087.26	

Crossley Stephenson Superannuation Fund

Bank Statement Report

For The Period 01 July 2020 to 30 June 2021

Date	Description	Debit \$	Credit \$	Ledger Balance \$	Statement Balance \$	Variance \$
	163A848160BPK					
28/06/2021	DEPOSIT-OSKO PAYMENT 2867853 DANAE K BIGG U5 CFE WK1		620.00	6,707.26	6,707.26	
29/06/2021	DEPOSIT-OSKO PAYMENT 2521073 DANAE K BIGG U5 CFE WK2 and 3		1,240.00	7,947.26	7,947.26	
30/06/2021	INTEREST PAID		0.07	7,947.33	7,947.33	
30/06/2021	CLOSING BALANCE			7,947.33	7,947.33	
		<u>217,629.37</u>	<u>210,501.27</u>			

Crossley Stephenson Superannuation Fund

Bank Statement Report

For The Period 01 July 2020 to 30 June 2021

Chart Code: 60400 / Westpac DIY Super Sa
Account Name: Westpac DIY Super Savings Account ***1810
BSB and Account Number: 035055 291810

Opening Balance - **Total Debits** + **Total Credits** = **Closing Balance**
 \$ 8,566.75 \$ 91,000.00 \$ 86,157.51 \$ 3,724.26

Data Feed Used
 BGL Bank Data Service

Date	Description	Debit \$	Credit \$	Ledger Balance \$	Statement Balance \$	Variance \$
01/07/2020	Opening Balance			8,566.75	8,566.75	
08/07/2020	Remitter=SuperChoice P/L Ref=PC070720-130207787		517.66	9,084.41	9,084.41	
21/07/2020	Remitter=SuperChoice P/L Ref=PC06C004-5869453		2,501.25	11,585.66	11,585.66	
29/07/2020	Remitter=SuperChoice P/L Ref=PC280720-159632058		62.70	11,648.36	11,648.36	
31/07/2020	INTEREST PAID		0.20	11,648.56	11,648.56	
31/08/2020	Remitter=SuperChoice P/L Ref=PC06C004-5891495		2,501.25	14,149.81		
31/08/2020	INTEREST PAID		0.49	14,150.30		
01/09/2020	Remitter=SuperChoice P/L Ref=PC310820-191089755		66.98	14,217.28	14,217.28	
02/09/2020	Remitter=SuperChoice P/L Ref=PC010920-191166338		136.15	14,353.43	14,353.43	
14/09/2020	Remitter=SuperChoice P/L Ref=PC110920-130261153		144.24	14,497.67	14,497.67	
21/09/2020	DEPOSIT ONLINE 2831306 TFR Westpac DIY Transfer of Funds [WITHDRAWAL ONLINE 1831305 TFR Westpac DIY Transfer of Funds]		17,500.00	31,997.67	31,997.67	
28/09/2020	Remitter=SuperChoice P/L Ref=PC06C004-5907650		2,501.25	34,498.92	34,498.92	
30/09/2020	INTEREST PAID		0.81	34,499.73	34,499.73	
12/10/2020	Remitter=SuperChoice P/L Ref=PC091020-196756689		152.33	34,652.06	34,652.06	
13/10/2020	Remitter=SuperChoice P/L Ref=PC121020-196902254		285.00	34,937.06		
13/10/2020	Remitter=SuperChoice P/L Ref=PC121020-196902319		427.50	35,364.56	35,364.56	

Crossley Stephenson Superannuation Fund
Bank Statement Report

For The Period 01 July 2020 to 30 June 2021

Date	Description	Debit \$	Credit \$	Ledger Balance \$	Statement Balance \$	Variance \$
26/10/2020	Remitter=SuperChoice P/L Ref=PC06C004-5924617		2,501.25	37,865.81	37,865.81	
30/10/2020	INTEREST PAID		1.45	37,867.26	37,867.26	
11/11/2020	Remitter=SuperChoice P/L Ref=PC101120-126490621		204.90	38,072.16	38,072.16	
24/11/2020	Remitter=SuperChoice P/L Ref=PC181120-119597056		2,501.34	40,573.50	40,573.50	
30/11/2020	INTEREST PAID		1.63	40,575.13	40,575.13	
07/12/2020	Remitter=SuperChoice P/L Ref=PC041220-163864957		150.98	40,726.11	40,726.11	
10/12/2020	WITHDRAWAL ONLINE 1818492 TFR Westpac DIY [DEPOSIT ONLINE 2818494 TFR Westpac DIY]		10,000.00	50,726.11	50,726.11	
21/12/2020	Remitter=SuperChoice P/L Ref=PC181220-166470044		2,501.34	53,227.45	53,227.45	
31/12/2020	INTEREST PAID		2.04	53,229.49	53,229.49	
18/01/2021	Remitter=SuperChoice P/L Ref=PC150121-161118144		75.49	53,304.98	53,304.98	
25/01/2021	Remitter=SuperChoice P/L Ref=PC210121-195175478		2,501.34	55,806.32	55,806.32	
27/01/2021	Remitter=SuperChoice P/L Ref=PC250121-163479751		79.80	55,886.12	55,886.12	
29/01/2021	INTEREST PAID		2.12	55,888.24	55,888.24	
02/02/2021	Remitter=SuperChoice P/L Ref=PC010221-173347517		71.25	55,959.49	55,959.49	
24/02/2021	Remitter=SuperChoice P/L Ref=PC230221-183772755		75.49	56,034.98	56,034.98	
26/02/2021	INTEREST PAID		2.14	56,037.12	56,037.12	
01/03/2021	Remitter=SuperChoice P/L Ref=PC260221-184125556		2,501.34	58,538.46	58,538.46	
08/03/2021	DEPOSIT ONLINE 2608711 TFR Westpac DIY Transfer Funds [WITHDRAWAL ONLINE 1608710 TFR Westpac DIY Transfer Funds]		15,000.00	73,538.46		
08/03/2021	WITHDRAWAL ONLINE 1615210 TFR Business Lo Transfer Funds	60,000.00		13,538.46	13,538.46	
15/03/2021	Remitter=SuperChoice P/L Ref=PC120321-190602881		146.94	13,685.40	13,685.40	
22/03/2021	Remitter=SuperChoice P/L Ref=PC170321-190910090		2,501.34	16,186.74	16,186.74	

Crossley Stephenson Superannuation Fund
Bank Statement Report

For The Period 01 July 2020 to 30 June 2021

Date	Description	Debit \$	Credit \$	Ledger Balance \$	Statement Balance \$	Variance \$
31/03/2021	Remitter=SuperChoice P/L Ref=PC300321-192447717		74.10	16,260.84		
31/03/2021	INTEREST PAID		1.25	16,262.09	16,262.09	
09/04/2021	WITHDRAWAL ONLINE 1362224 TFR Westpac DIY [DEPOSIT ONLINE 2362225 TFR Westpac DIY]		10,000.00	26,262.09		
09/04/2021	WITHDRAWAL ONLINE 1331031 TFR Business Lo Transfer of Funds	25,000.00		1,262.09	1,262.09	
26/04/2021	Remitter=SuperChoice P/L Ref=PC230421-176233033		2,561.66	3,823.75	3,823.75	
28/04/2021	Remitter=SuperChoice P/L Ref=PC260421-157184539		146.94	3,970.69	3,970.69	
30/04/2021	INTEREST PAID		0.21	3,970.90	3,970.90	
24/05/2021	Remitter=SuperChoice P/L Ref=PC180521-134782618		2,561.66	6,532.56	6,532.56	
25/05/2021	Remitter=SuperChoice P/L Ref=PC240521-158748138		223.78	6,756.34	6,756.34	
26/05/2021	Remitter=SuperChoice P/L Ref=PC250521-158816369		112.58	6,868.92		
31/05/2021	INTEREST PAID		0.03	6,868.95	6,868.95	
02/06/2021	DEPOSIT ONLINE 2775372 TFR Westpac DIY Transfer Funds [WITHDRAWAL ONLINE 1775372 TFR Westpac DIY Transfer Funds]	6,000.00		868.95	868.95	
08/06/2021	Remitter=SuperChoice P/L Ref=PC070621-139032831		148.29	1,017.24	1,017.24	
09/06/2021	Remitter=SuperChoice P/L Ref=PC080621-126962592		65.55	1,082.79	1,082.79	
16/06/2021	Remitter=SuperChoice P/L Ref=PC150621-150187548		79.80	1,162.59	1,162.59	
21/06/2021	Remitter=SuperChoice P/L Ref=PC180621-117094703		2,561.66	3,724.25	3,724.25	
30/06/2021	INTEREST PAID		0.01	3,724.26	3,724.26	
30/06/2021	CLOSING BALANCE			3,724.26	3,724.26	
		<u>91,000.00</u>	<u>86,157.51</u>			

Crossley Stephenson Superannuation Fund

Bank Statement Report

For The Period 01 July 2020 to 30 June 2021

Chart Code: 85500 / CSSF_EAGALFARM

Account Name: Liberty Loan 3032 - 17/109 Holt Street, Eagle Farm QLD 4009

BSB and Account Number:

Opening Balance	-	Total Debits	+	Total Credits	=	Closing Balance	Data Feed Used
\$ (674,580.51)		\$ 44,086.24		\$ 45,922.56		\$ (672,744.19)	

Date	Description	Debit \$	Credit \$	Ledger Balance \$	Statement Balance \$	Variance \$
01/07/2020	Opening Balance			(674,580.51)		
16/07/2020	PAYMENT BY AUTHORITY TO SECURE FUNDING PTY LTD SECURE FUNDING P 3233032		3,826.88	(670,753.63)		
16/07/2020	Service Fee	30.00		(670,783.63)		
16/07/2020	Interest	3,594.07		(674,377.70)		
14/08/2020	PAYMENT BY AUTHORITY TO SECURE FUNDING PTY LTD SECURE FUNDING P 3233032		3,826.88	(670,550.82)		
16/08/2020	Service Fee	30.00		(670,580.82)		
16/08/2020	Interest	3,711.40		(674,292.22)		
16/09/2020	PAYMENT BY AUTHORITY TO SECURE FUNDING PTY LTD SECURE FUNDING P 3233032		3,826.88	(670,465.34)		
16/09/2020	Service Fee	30.00		(670,495.34)		
16/09/2020	Interest	3,712.29		(674,207.63)		
16/10/2020	PAYMENT BY AUTHORITY TO SECURE FUNDING PTY LTD SECURE FUNDING P 3233032		3,826.88	(670,380.75)		
16/10/2020	Service Charge	30.00		(670,410.75)		
16/10/2020	Interest	3,592.08		(674,002.83)		
16/11/2020	PAYMENT BY AUTHORITY TO SECURE FUNDING PTY LTD SECURE FUNDING P 3233032		3,826.88	(670,175.95)		
16/11/2020	Service Charge	30.00		(670,205.95)		
16/11/2020	Interest	3,710.69		(673,916.64)		
16/12/2020	PAYMENT BY AUTHORITY TO SECURE FUNDING PTY LTD SECURE FUNDING P 3233032		3,826.88	(670,089.76)		

Crossley Stephenson Superannuation Fund
Bank Statement Report

For The Period 01 July 2020 to 30 June 2021

Date	Description	Debit \$	Credit \$	Ledger Balance \$	Statement Balance \$	Variance \$
16/12/2020	Service Charge	30.00		(670,119.76)		
16/12/2020	Interest	3,590.53		(673,710.29)		
15/01/2021	PAYMENT BY AUTHORITY TO SECURE FUNDING PTY LTD SECURE FUNDING P 3233032		3,826.88	(669,883.41)		
16/01/2021	Service Charge	30.00		(669,913.41)		
16/01/2021	Interest	3,713.32		(673,626.73)		
16/02/2021	PAYMENT BY AUTHORITY TO SECURE FUNDING PTY LTD SECURE FUNDING P 3233032		3,826.88	(669,799.85)		
16/02/2021	Service Charge	30.00		(669,829.85)		
16/02/2021	Interest	3,718.78		(673,548.63)		
16/03/2021	PAYMENT BY AUTHORITY TO SECURE FUNDING PTY LTD SECURE FUNDING P 3233032		3,826.88	(669,721.75)		
16/03/2021	Service Charge	30.00		(669,751.75)		
16/03/2021	Interest	3,358.51		(673,110.26)		
16/04/2021	PAYMENT BY AUTHORITY TO SECURE FUNDING PTY LTD SECURE FUNDING P 3233032		3,826.88	(669,283.38)		
16/04/2021	Service Charge	30.00		(669,313.38)		
16/04/2021	Interest	3,715.93		(673,029.31)		
14/05/2021	PAYMENT BY AUTHORITY TO SECURE FUNDING PTY LTD SECURE FUNDING P 3233032		3,826.88	(669,202.43)		
16/05/2021	Service Charge	30.00		(669,232.43)		
16/05/2021	Interest	3,594.27		(672,826.70)		
16/06/2021	PAYMENT BY AUTHORITY TO SECURE FUNDING PTY LTD SECURE FUNDING P 3233032		3,826.88	(668,999.82)		
16/06/2021	Service Charge	30.00		(669,029.82)		
16/06/2021	Interest	3,714.37		(672,744.19)		
30/06/2021	CLOSING BALANCE			(672,744.19)		
		<u>44,086.24</u>	<u>45,922.56</u>			

Crossley Stephenson Superannuation Fund

Bank Statement Report

For The Period 01 July 2020 to 30 June 2021

Chart Code: 85500 / CSSFHENDON

Account Name: Westpac Loan 4362 - 3/4 Florence Street, Hendon SA 5014

BSB and Account Number: 035055 364362

Opening Balance - **Total Debits** + **Total Credits** = **Closing Balance**
 \$ (140,372.05) \$ 5,233.16 \$ 122,844.00 \$ (22,761.21)

Data Feed Used

Date	Description	Debit \$	Credit \$	Ledger Balance \$	Statement Balance \$	Variance \$
01/07/2020	Opening Balance			(140,372.05)		
13/07/2020	WITHDRAWAL ONLINE 1457553 PYMT SMSF Unit SMSFLoan364362		1,487.00	(138,885.05)		
31/07/2020	INTEREST	520.15		(139,405.20)		
12/08/2020	WITHDRAWAL ONLINE 1482189 PYMT SMSF Unit SMSFLoan364362		1,487.00	(137,918.20)		
31/08/2020	INTEREST	516.37		(138,434.57)		
14/09/2020	WITHDRAWAL ONLINE 1324716 PYMT SMSF Unit SMSFLoan364362		1,487.00	(136,947.57)		
30/09/2020	LOAN SERVICE FEE	120.00		(137,067.57)		
30/09/2020	INTEREST	496.64		(137,564.21)		
12/10/2020	WITHDRAWAL ONLINE 1543135 PYMT SMSF Unit SMSFLoan364362		1,487.00	(136,077.21)		
30/10/2020	INTEREST	493.14		(136,570.35)		
12/11/2020	WITHDRAWAL ONLINE 1437969 PYMT SMSF Unit SMSFLoan364362		1,487.00	(135,083.35)		
30/11/2020	INTEREST	505.98		(135,589.33)		
14/12/2020	WITHDRAWAL ONLINE 1425997 PYMT SMSF Unit SMSFLoan364362		1,487.00	(134,102.33)		
31/12/2020	LOAN SERVICE FEE	120.00		(134,222.33)		
31/12/2020	INTEREST	502.50		(134,724.83)		
12/01/2021	WITHDRAWAL ONLINE 1528469 PYMT SMSF Unit SMSFLoan364362		1,487.00	(133,237.83)		
29/01/2021	INTEREST	466.87		(133,704.70)		

Crossley Stephenson Superannuation Fund
Bank Statement Report

For The Period 01 July 2020 to 30 June 2021

Date	Description	Debit \$	Credit \$	Ledger Balance \$	Statement Balance \$	Variance \$
12/02/2021	WITHDRAWAL ONLINE 1666454 PYMT SMSF Unit SMSFLoan364362		1,487.00	(132,217.70)		
26/02/2021	INTEREST	447.76		(132,665.46)		
08/03/2021	WITHDRAWAL ONLINE 1615210 TFR Business Lo Transfer Funds		60,000.00	(72,665.46)		
12/03/2021	WITHDRAWAL ONLINE 1514871 PYMT SMSF Unit SMSFLoan364362		1,487.00	(71,178.46)		
31/03/2021	LOAN SERVICE FEE	120.00		(71,298.46)		
31/03/2021	INTEREST	357.17		(71,655.63)		
09/04/2021	WITHDRAWAL ONLINE 1331031 TFR Business Lo Transfer of Funds		25,000.00	(46,655.63)		
12/04/2021	WITHDRAWAL ONLINE 1457634 PYMT SMSF Unit SMSFLoan364362		1,487.00	(45,168.63)		
30/04/2021	INTEREST	192.18		(45,360.81)		
12/05/2021	WITHDRAWAL ONLINE 1672117 PYMT SMSF Unit SMSFLoan364362		1,487.00	(43,873.81)		
31/05/2021	INTEREST	165.72		(44,039.53)		
02/06/2021	WITHDRAWAL ONLINE 1782227 TFR Business Lo Transfer of Funds		20,000.00	(24,039.53)		
14/06/2021	WITHDRAWAL ONLINE 1351802 PYMT SMSF Unit SMSFLoan364362		1,487.00	(22,552.53)		
30/06/2021	INTEREST	88.68		(22,641.21)		
30/06/2021	LOAN SERVICE FEE	120.00		(22,761.21)		
30/06/2021	CLOSING BALANCE			(22,761.21)		
		<u>5,233.16</u>	<u>122,844.00</u>			



Statement Period

31 March 2021 - 30 June 2021

Westpac DIY Super Working AccountMR S J K CROSSLEY
11 THE PROMENADE
CAMP HILL QLD 4152

038

Account Name

MR STUART JAMES KAY CROSSLEY &
MISS SHARON LEE STEPHENSON AS
TRUSTEE FOR CROSSLEY
STEPHENSON SUPERANNUATION
FUND

Customer ID

3777 4708 CROSSLEY, STUART
JAMES KAY
7367 2488 STEPHENSON, SHARON
LEE

BSB

035-055

Account Number

291 829

Opening Balance	+ \$20,071.80
Total Credits	+ \$50,293.02
Total Debits	- \$62,417.49
Closing Balance	+ \$7,947.33

INTEREST RATES (PER ANNUM) ON CREDIT BALANCES

Effective Date	\$0 to \$9999	Over \$9999 to \$49999	Over \$49999 to \$99999	Over \$99999 to \$499999
17 Mar 2020	0.01 %	0.01 %	0.01 %	0.01 %
Effective Date	Over \$499999			
17 Mar 2020	0.02 %			

TRANSACTIONS

Please check all entries on this statement and promptly inform Westpac of any possible error or unauthorised transaction

DATE	TRANSACTION DESCRIPTION	DEBIT	CREDIT	BALANCE
31/03/21	STATEMENT OPENING BALANCE			20,071.80
01/04/21	Deposit Mm-Mm Electrical Mm Frnc St Hendon		3,405.16	23,476.96
01/04/21	Deposit Mm-Mm Electrical Mm Lonsdale		3,664.84	27,141.80
01/04/21	Withdrawal Online 3056869 Bpay U5 Seaford U5Seafordcommcorp	265.50		26,876.30
01/04/21	Withdrawal Online 5311397 Bpay Eaglefarmr Eaglefarmratesq4	834.90		26,041.40
01/04/21	Withdrawal Online 7919861 Bpay Eaglefarmb Efarmcorpfees	1,636.18		24,405.22

**TRANSACTIONS**

Please check all entries on this statement and promptly inform Westpac of any possible error or unauthorised transaction

DATE	TRANSACTION DESCRIPTION	DEBIT	CREDIT	BALANCE
06/04/21	Withdrawal Online 1942561 Bpay U8 Lonsdal U8Lonsdalesawater	151.65		24,253.57
06/04/21	Withdrawal Online 3775533 Bpay U7 Lonsdal U7Lonsdalesawater	143.33		24,110.24
06/04/21	Withdrawal Online 7769386 Bpay U5 Seaford U5Seafordsawater	165.53		23,944.71
07/04/21	Deposit-Osko Payment 2764584 Danae K Bigg U5 Cfe Wk3		615.00	24,559.71
09/04/21	Deposit-Osko Payment 2897387 Danae K Bigg U5 Cfe wk4		615.00	25,174.71
09/04/21	Withdrawal Online 1362224 Tfr Westpac Diy	10,000.00		15,174.71
12/04/21	Withdrawal Online 1457634 Pymt Smsf Unit Smsfloan364362	1,487.00		13,687.71
13/04/21	Payment By Authority To Zurich Life M030597 3F	346.72		13,340.99
16/04/21	Withdrawal-Osko Payment 1632229 Metro Roller Doors Inv 405143-U5 Roller Door Inv 405143	367.00		12,973.99
16/04/21	Payment By Authority To Secure Funding P 3233032	3,826.88		9,147.11
19/04/21	Payment By Authority To Qbe Insur0263353 163A848160Bpk	199.26		8,947.85
21/04/21	Withdrawal Online 1503240 Bpay Eaglefarmq Efwaternov-Mar2021	77.77		8,870.08
22/04/21	Deposit-Osko Payment 2244908 Danae K Bigg U5 Cfe Wk1		592.00	9,462.08
26/04/21	Deposit-Osko Payment 2854511 Danae K Bigg U5 Cfe Wk2		592.00	10,054.08
30/04/21	Interest Paid		0.12	10,054.20
30/04/21	Deposit Online 2306207 Pymt Pauline Ha One Nation		6,012.71	16,066.91
30/04/21	Deposit Mm Electrical 309556		294.98	16,361.89
03/05/21	Deposit Mmem-Nsc Mm Frnc St Hendon		3,405.16	19,767.05
03/05/21	Deposit Mmem-Nsc Mm Lonsdale		3,664.84	23,431.89
03/05/21	Withdrawal Online 3086226 Bpay U8 Lonsdal U8Lonsdalecommcorp	277.20		23,154.69
03/05/21	Withdrawal Online 8105141 Bpay U7 Lonsdal U7Lonsdalecommcorp	301.95		22,852.74
06/05/21	Deposit-Osko Payment 2646289 Danae K Bigg U5 Cfe Wk3		592.00	23,444.74



TRANSACTIONS

Please check all entries on this statement and promptly inform Westpac of any possible error or unauthorised transaction

DATE	TRANSACTION DESCRIPTION	DEBIT	CREDIT	BALANCE
11/05/21	Deposit-Osko Payment 2671819 Danae K Bigg U5 Cfe Wk4		592.00	24,036.74
12/05/21	Withdrawal Online 1672117 Pymt Smsf Unit Smsfloan364362	1,487.00		22,549.74
13/05/21	Payment By Authority To Zurich Life M030597 3F	346.72		22,203.02
14/05/21	Payment By Authority To Secure Funding P 3233032	3,826.88		18,376.14
18/05/21	Deposit-Osko Payment 2744701 Danae K Bigg U5 Cfe wk1		650.00	19,026.14
20/05/21	Payment By Authority To Qbe Insur0275750 163A848160Bpk	199.26		18,826.88
21/05/21	Withdrawal Online 6058389 Bpay U3 Hendon U3Hendonsawater	5.55		18,821.33
21/05/21	Withdrawal Online 7570043 Bpay U3 Hendon U3Hendonsawater#4	216.25		18,605.08
25/05/21	Deposit-Osko Payment 2789992 Danae K Bigg U5 Cfe Wk2		650.00	19,255.08
26/05/21	Withdrawal Online 3373243 Bpay Ato - Supe Basqtrjan-Mar2021	8,015.00		11,240.08
31/05/21	Interest Paid		0.15	11,240.23
31/05/21	Deposit Online 2308121 Pymt Pauline Ha One Nation		5,934.94	17,175.17
01/06/21	Deposit Mm Electrical 320246		2,782.05	19,957.22
01/06/21	Deposit Mmem-Nsc Mm Frnc St Hendon		3,405.16	23,362.38
01/06/21	Deposit Mmem-Nsc Mm Lonsdale		3,664.84	27,027.22
01/06/21	Withdrawal Online 1765784 Bpay U8 Lonsdal U8Lonsdalerates	405.00		26,622.22
01/06/21	Withdrawal Online 4769182 Bpay U7 Lonsdal U7Lonsdalerates	405.00		26,217.22
01/06/21	Withdrawal Online 6071406 Bpay U5 Seaford U5Seafordrates	399.00		25,818.22
01/06/21	Withdrawal Online 6703349 Bpay U3 Hendon U3Hendonrates	1,171.10		24,647.12
02/06/21	Deposit Online 2775372 Tfr Westpac Diy Transfer Funds		6,000.00	30,647.12
02/06/21	Withdrawal Online 1782227 Tfr Business Lo Transfer of Funds	20,000.00		10,647.12
07/06/21	Deposit-Osko Payment 2562303 Danae K Bigg U5 Cfe wk3		650.00	11,297.12

**TRANSACTIONS**

Please check all entries on this statement and promptly inform Westpac of any possible error or unauthorised transaction

DATE	TRANSACTION DESCRIPTION	DEBIT	CREDIT	BALANCE
10/06/21	Deposit-Osko Payment 2917476 Danae K Bigg U5 Cfe Wk4		650.00	11,947.12
14/06/21	Withdrawal Online 1351802 Pymt Smsf Unit Smsfloan364362	1,487.00		10,460.12
15/06/21	Payment By Authority To Zurich Life M030597 3F	346.72		10,113.40
16/06/21	Payment By Authority To Secure Funding P 3233032	3,826.88		6,286.52
17/06/21	Payment By Authority To Qbe Insur0288248 163A848160Bpk	199.26		6,087.26
28/06/21	Deposit-Osko Payment 2867853 Danae K Bigg U5 Cfe Wk1		620.00	6,707.26
29/06/21	Deposit-Osko Payment 2521073 Danae K Bigg U5 Cfe Wk2 and 3		1,240.00	7,947.26
30/06/21	Interest Paid		0.07	7,947.33
30/06/21	CLOSING BALANCE			7,947.33

CONVENIENCE AT YOUR FINGERTIPS

Use Online, Mobile or Tablet Banking to pay bills, transfer funds, check your account balances and much more



Statement Period
31 December 2020 - 31 March 2021

Westpac DIY Super Working Account



MR S J K CROSSLEY
11 THE PROMENADE
CAMP HILL QLD 4152

038

Account Name
MR STUART JAMES CROSSLEY & MISS
SHARON LEE STEPHENSON AS
TRUSTEE FOR CROSSLEY
STEPHENSON SUPERANNUATION
FUND

Customer ID
3777 4708 CROSSLEY, STUART
JAMES KAY
7367 2488 STEPHENSON, SHARON
LEE

BSB Account Number
035-055 291 829

Opening Balance	+ \$15,739.69
Total Credits	+ \$52,745.08
Total Debits	- \$48,412.97
Closing Balance	+ \$20,071.80

INTEREST RATES (PER ANNUM) ON CREDIT BALANCES

Effective Date	\$0 to \$9999	Over \$9999 to \$49999	Over \$49999 to \$99999	Over \$99999 to \$499999
17 Mar 2020	0.01 %	0.01 %	0.01 %	0.01 %

Effective Date	Over \$499999
17 Mar 2020	0.02 %

TRANSACTIONS

Please check all entries on this statement and promptly inform Westpac of any possible error or unauthorised transaction

DATE	TRANSACTION DESCRIPTION	DEBIT	CREDIT	BALANCE
31/12/20	STATEMENT OPENING BALANCE			15,739.69
04/01/21	Deposit Mm-Mm Electrical Mm Frnc St Hendon		3,405.16	19,144.85
04/01/21	Deposit Mm-Mm Electrical Mm Lonsdale		3,664.84	22,809.69
04/01/21	Withdrawal Online 4516543 Bpay U5 Seaford U5Seafordcommcorp	265.50		22,544.19
04/01/21	Withdrawal Online 7128302 Bpay Eaglefarmr Eaglefarmrates#3	805.65		21,738.54
06/01/21	Deposit-Osko Payment 2583340 Danae K Bigg U5 Cfe wk4		615.00	22,353.54





TRANSACTIONS

Please check all entries on this statement and promptly inform Westpac of any possible error or unauthorised transaction

DATE	TRANSACTION DESCRIPTION	DEBIT	CREDIT	BALANCE
06/01/21	Withdrawal Online 0716062 Bpay SA Water U7Lonsdalesawater	146.10		22,207.44
06/01/21	Withdrawal Online 7555697 Bpay SA Water U8Lonsdalesawater	159.98		22,047.46
06/01/21	Withdrawal Online 7574272 Bpay SA Water U5Seafordsawater	173.85		21,873.61
12/01/21	Withdrawal Online 1528469 Pymt Smsf Unit Smsfloan364362	1,487.00		20,386.61
13/01/21	Deposit-Osko Payment 2194438 Danae K Bigg U5 Cfe Wk1		600.00	20,986.61
13/01/21	Payment By Authority To Zurich Life M030597 3F	346.72		20,639.89
14/01/21	Deposit-Osko Payment 2354110 Danae K Bigg U5 Cfe wk2		600.00	21,239.89
15/01/21	Payment By Authority To Amp Life Limited A1970172-U	114.63		21,125.26
15/01/21	Payment By Authority To Secure Funding P 3233032	3,826.88		17,298.38
19/01/21	Payment By Authority To Qbe Insur0228355 163A848160Bpk	331.35		16,967.03
20/01/21	Deposit-Osko Payment 2258183 Danae K Bigg U5 Cfe wk3		600.00	17,567.03
22/01/21	Withdrawal-Osko Payment 1804569 Metro Roller Doors Invoice 404728-U5 Seaford Roller Do Invoice 404728	1,298.00		16,269.03
22/01/21	Withdrawal Online 7500369 Bpay Asic Smsf Annual Review	273.00		15,996.03
28/01/21	Deposit-Osko Payment 2722610 Danae Kate Bigg U5 Cfe wk4		600.00	16,596.03
29/01/21	Interest Paid		0.14	16,596.17
01/02/21	Deposit Mm-Mm Electrical Mm Fmc St Hendon		3,405.16	20,001.33
01/02/21	Deposit Mm-Mm Electrical Mm Lonsdale		3,664.84	23,666.17
01/02/21	Withdrawal Online 4512337 Bpay U7 Lonsdal U7Lonsdalecommcorp	301.95		23,364.22
01/02/21	Withdrawal Online 6735370 Bpay U8 Lonsdal U8Lonsdalecommcorp	277.20		23,087.02
08/02/21	Deposit Online 2508475 Pymt Pauline Ha One Nation		6,959.97	30,046.99
10/02/21	Deposit-Osko Payment 2453276 Danae Kate Bigg U5 Cfe		184.00	30,230.99



TRANSACTIONS

Please check all entries on this statement and promptly inform Westpac of any possible error or unauthorised transaction

DATE	TRANSACTION DESCRIPTION	DEBIT	CREDIT	BALANCE
10/02/21	Deposit-Osko Payment 2645517 Danae Kate Bigg U5 Cfe wk1		650.00	30,880.99
12/02/21	Withdrawal Online 1666454 Pymt Smsf Unit Smsfloan364362	1,487.00		29,393.99
12/02/21	Withdrawal Online 5073936 Bpay Eaglefarmq Efarm Water Rates	219.38		29,174.61
15/02/21	Payment By Authority To Amp Life Limited A1970172-U	114.63		29,059.98
15/02/21	Payment By Authority To Zurich Life M030597 3F	346.72		28,713.26
16/02/21	Payment By Authority To Secure Funding P 3233032	3,826.88		24,886.38
17/02/21	Deposit-Osko Payment 2211433 Danae K Bigg U5 Cfe wk2		650.00	25,536.38
17/02/21	Payment By Authority To Qbe Insur0239830 163A848160Bpk	199.26		25,337.12
19/02/21	Withdrawal Online 3764835 Bpay Hendonsawa U3Hendonwaterusage	5.55		25,331.57
19/02/21	Withdrawal Online 6172141 Bpay U3 Hendon U3Hendonsawater	216.25		25,115.32
25/02/21	Deposit-Osko Payment 2137901 Danae K Bigg U5 Cfe Wk3		650.00	25,765.32
26/02/21	Interest Paid		0.19	25,765.51
26/02/21	Deposit Mm Electrical 286462		306.08	26,071.59
01/03/21	Deposit Online 2802244 Pymt Pauline Ha One Nation		5,934.94	32,006.53
01/03/21	Deposit Mm Electrical 287879		2,783.95	34,790.48
01/03/21	Deposit Mm-Mm Electrical Mm Fmc St Hendon		3,405.16	38,195.64
01/03/21	Deposit Mm-Mm Electrical Mm Lonsdale		3,664.84	41,860.48
01/03/21	Withdrawal Online 3807417 Bpay U8 Lonsdal U8Lonsdaleratesq#3	405.00		41,455.48
01/03/21	Withdrawal Online 5035523 Bpay U7 Lonsdal U7Lonsdaleratesq#3	405.00		41,050.48
01/03/21	Withdrawal Online 7430784 Bpay U3 Hendon U3Hendonrates	1,173.00		39,877.48
01/03/21	Withdrawal Online 7467167 Bpay U5 Seaford U5Seafordratesq#3	399.00		39,478.48
02/03/21	Withdrawal Online 5170893 Bpay Ato - Supe Basqtroct-Dec2020	8,602.00		30,876.48
08/03/21	Withdrawal Online 1608710 Tfr Westpac Diy Transfer Funds	15,000.00		15,876.48

**TRANSACTIONS**

Please check all entries on this statement and promptly inform Westpac of any possible error or unauthorised transaction

DATE	TRANSACTION DESCRIPTION	DEBIT	CREDIT	BALANCE
12/03/21	Deposit-Osko Payment 2174641 Danae K Bigg U5 Cfe Wk4		650.00	16,526.48
12/03/21	Withdrawal Online 1514871 Pymt Smsf Unit Smsfloan364362	1,487.00		15,039.48
15/03/21	Payment By Authority To Amp Life Limited A1970172-U	114.63		14,924.85
15/03/21	Payment By Authority To Zurich Life M030597 3F	346.72		14,578.13
16/03/21	Deposit-Osko Payment 2624548 Danae K Bigg U5 Cfe Wk1		615.00	15,193.13
16/03/21	Payment By Authority To Secure Funding P 3233032	3,826.88		11,366.25
17/03/21	Payment By Authority To Qbe Insur0251149 163A848160Bpk	199.26		11,166.99
19/03/21	Deposit-Osko Payment 2446185 Danae K Bigg U5 Cfe Wk2		615.00	11,781.99
25/03/21	Deposit Amp Life 0225072		114.63	11,896.62
25/03/21	Withdrawal Online 6071655 Bpay Myob Payby Efarmrepairacroof	231.00		11,665.62
29/03/21	Deposit Online 2206735 Pymt Pauline Ha One Nation		8,406.02	20,071.64
31/03/21	Interest Paid		0.16	20,071.80
31/03/21	CLOSING BALANCE			20,071.80

CONVENIENCE AT YOUR FINGERTIPS

Use Online, Mobile or Tablet Banking to pay bills, transfer funds, check your account balances and much more

TRANSACTION FEE SUMMARY

To reconcile your Transaction Fee Summary you may need to refer to transactions listed on your previous statement(s).

Fee(s) charged to account 035-055 29-1829

Transaction fee(s) period 01 DEC 2020 to 28 FEB 2021

Total \$0.00



Statement Period
30 September 2020 - 31 December 2020

Westpac DIY Super Working Account



MR S J K CROSSLEY
 11 THE PROMENADE
 CAMP HILL QLD 4152

038

Account Name
 MR STUART JAMES CROSSLEY & MISS
 SHARON LEE STEPHENSON AS
 TRUSTEE FOR CROSSLEY
 STEPHENSON **SUPERANNUATION
 FUND**

Customer ID
 3777 4708 CROSSLEY, STUART
 JAMES KAY
 7367 2488 STEPHENSON, SHARON
 LEE

BSB Account Number
 035-055 **291 829**

Opening Balance	+ \$11,118.85
Total Credits	+ \$51,987.74
Total Debits	- \$47,366.90
Closing Balance	+ \$15,739.69

INTEREST RATES (PER ANNUM) ON CREDIT BALANCES

Effective Date	\$0 to \$9999	Over \$9999 to \$49999	Over \$49999 to \$99999	Over \$99999 to \$499999
17 Mar 2020	0.01 %	0.01 %	0.01 %	0.01 %

Effective Date	Over \$499999
17 Mar 2020	0.02 %

TRANSACTIONS

Please check all entries on this statement and promptly inform Westpac of any possible error or unauthorised transaction

DATE	TRANSACTION DESCRIPTION	DEBIT	CREDIT	BALANCE
30/09/20	STATEMENT OPENING BALANCE			11,118.85
01/10/20	Withdrawal Online 3656400 Bpay U5 Seaford U5Seafordcorpfees	265.50 ✓		10,853.35
01/10/20	Withdrawal Online 5973019 Bpay Eaglefarmr Eaglefarmrates#2	834.90 ✓		10,018.45
02/10/20	Deposit Mm-Mm Electrical Mm Frnc St Hendon		3,467.21 ✓	13,485.66
02/10/20	Deposit Mm-Mm Electrical Mm Lonsdale		3,628.55 ✓	17,114.21
02/10/20	Withdrawal Online 7152772 Bpay U5 Seaford U5Seafordsawater	155.42 ✓		16,958.79

S007125 / M003626 / 001 / CN4CNCPPW



TRANSACTIONS

Please check all entries on this statement and promptly inform Westpac of any possible error or unauthorised transaction

DATE	TRANSACTION DESCRIPTION	DEBIT	CREDIT	BALANCE
02/10/20	Withdrawal Online 8006081 Bpay U7 Lonsdal U7Lonsdalesawater	146.70 ✓		16,812.09
05/10/20	Withdrawal Online 1505158 Pymt Pdk Financ Invoice 42394 Audi	1,320.00 ✓		15,492.09
12/10/20	Deposit-Osko Payment 2858007 Danae K Bigg U5 Cfe wk1 10 Oct 2020		575.00 ✓	16,067.09
12/10/20	Withdrawal Online 1543135 Pymt Smsf Unit Smsfloan364362	1,487.00 ✓		14,580.09
13/10/20	Payment By Authority To Zurich Life M030597 3F	289.29 ✓		14,290.80
14/10/20	Withdrawal Online 1500737 Pymt Bjs Insura 26784 Inc 334314	466.68 ✓		13,824.12
15/10/20	Deposit-Osko Payment 2771568 Danae K Bigg U5 Cfe wk2		575.00 ✓	14,399.12
15/10/20	Payment By Authority To Amp Life Limited A1970172-U	94.13 ✓		14,304.99
16/10/20	Payment By Authority To Secure Funding P 3233032	3,826.88 ✓		10,478.11
19/10/20	Payment By Authority To Qbe Insur0191417 163A848160Bpk	223.73 ✓		10,254.38
22/10/20	Deposit-Osko Payment 2932835 Danae K Bigg U5 Cfe wk3		575.00 ✓	10,829.38
30/10/20	Interest Paid		0.10 ✓	10,829.48
30/10/20	Deposit-Osko Payment 2818139 Danae K Bigg U5 Cfe wk4		575.00 ✓	11,404.48
30/10/20	Deposit Mm Electrical 248144		1,741.23 ✓	13,145.71
02/11/20	Deposit Online 2713656 Pymt Pauline Ha One Nation		5,934.94 ✓	19,080.65
02/11/20	Deposit Mm-Mm Electrical Mm Frnc St Hendon		3,405.16 ✓	22,485.81
02/11/20	Deposit Mm-Mm Electrical Mm Lonsdale		3,664.84 ✓	26,150.65
02/11/20	Withdrawal-Osko Payment 1046616 Pph Electrical Invoice # 4577 Hot Water Service U5 Invoice # 4577	236.50 ✓		25,914.15
02/11/20	Withdrawal Online 4682169 Bpay U7 Lonsdal U7Lonsdalecorpees	301.95 ✓		25,612.20
02/11/20	Withdrawal Online 7141226 Bpay U8 Lonsdal U8Lonsdalecorpees	277.20 ✓		25,335.00
12/11/20	Withdrawal Online 1437969 Pymt Smsf Unit Smsfloan364362	1,487.00 ✓		23,848.00
13/11/20	Payment By Authority To Zurich Life M030597 3F	289.29 ✓		23,558.71



TRANSACTIONS

Please check all entries on this statement and promptly inform Westpac of any possible error or unauthorised transaction

DATE	TRANSACTION DESCRIPTION	DEBIT	CREDIT	BALANCE
16/11/20	Withdrawal Online 2506291 Bpay Ato - Trus 2019-2020Div293Tax	4,388.05 ✓		19,170.66
16/11/20	Payment By Authority To Amp Life Limited A1970172-U	94.13 ✓		19,076.53
16/11/20	Payment By Authority To Secure Funding P 3233032	3,826.88 ✓		15,249.65
17/11/20	Payment By Authority To Qbe Insur0203641 163A848160Bpk	223.73 ✓		15,025.92
19/11/20	Deposit-Osko Payment 2775780 Danae K Bigg U5 Cfe Wk1		635.00 ✓	15,660.92
20/11/20	Deposit-Osko Payment 2946357 Danae K Bigg U5 Cfe wk2		635.00 ✓	16,295.92
20/11/20	Withdrawal Online 1535972 Bpay U3 Hendon U3Hendonsawater	216.25 ✓		16,079.67
20/11/20	Withdrawal Online 6032052 Bpay Hendonsawa U3Hendonwaterusage	4.62 ✓		16,075.05
25/11/20	Withdrawal Online 2631163 Bpay Ato - Supe Bas Qtr #1 Super	6,850.00 ✓		9,225.05
27/11/20	Withdrawal Online 0317570 Bpay Eaglefarmq Efarmqldwater	216.02 ✓		9,009.03
30/11/20	Interest Paid		0.15 ✓	9,009.18
30/11/20	Deposit Online 2410941 Pymt Pauline Ha One Nation		7,672.48 ✓	16,681.66
30/11/20	Deposit Mm Electrical 257209		4.62 ✓	16,686.28
01/12/20	Deposit-Osko Payment 2115356 Danae K Bigg U5 Cfe Wk3		635.00 ✓	17,321.28
01/12/20	Deposit Mm Electrical 258676		1,389.15 ✓	18,710.43
01/12/20	Deposit Mm-Mm Electrical Mm Fmc St Hendon		3,405.16 ✓	22,115.59
01/12/20	Deposit Mm-Mm Electrical Mm Lonsdale		3,664.84 ✓	25,780.43
01/12/20	Withdrawal Online 0104524 Bpay U8 Lonsdal U8Lonsdalerates#2	405.00 ✓		25,375.43
01/12/20	Withdrawal Online 1508520 Bpay U3 Hendon U3Hendonrates#2	1,173.00 ✓		24,202.43
01/12/20	Withdrawal Online 2323284 Bpay U5 Seaford U5Seafordrates#2	399.00 ✓		23,803.43
01/12/20	Withdrawal Online 2916960 Bpay Eaglefarmb Efbodycorpfees	1,521.52 ✓		22,281.91
01/12/20	Withdrawal Online 4909817 Bpay U7 Lonsdal U7Lonsdalerates#2	405.00 ✓		21,876.91
08/12/20	Deposit-Osko Payment 2799471 Danae K Bigg U5 Cfe wk4		635.00 ✓	22,511.91



TRANSACTIONS

Please check all entries on this statement and promptly inform Westpac of any possible error or unauthorised transaction

DATE	TRANSACTION DESCRIPTION	DEBIT	CREDIT	BALANCE
10/12/20	Withdrawal Online 1818492 Tfr Westpac Diy	10,000.00 ✓		12,511.91
14/12/20	Deposit-Osko Payment 2202746 Danae K Bigg U5 Cfe Wk1		615.00 ✓	13,126.91
14/12/20	Withdrawal Online 1425997 Pymt Smsf Unit Smsfloan364362	1,487.00 ✓		11,639.91
14/12/20	Payment By Authority To Zurich Life M030597 3F	289.29 ✓		11,350.62
15/12/20	Payment By Authority To Amp Life Limited A1970172-U	114.63 ✓		11,235.99
16/12/20	Deposit-Osko Payment 2811550 Danae K Bigg U5 Cfe wk2		615.00 ✓	11,850.99
16/12/20	Payment By Authority To Secure Funding P 3233032	3,826.88 ✓		8,024.11
17/12/20	Payment By Authority To Qbe Insur0216125 163A848160Bpk	223.73 ✓		7,800.38
18/12/20	Deposit-Osko Payment 2018267 Danae K Bigg U5 Cfe Wk3		615.00 ✓	8,415.38
22/12/20	Deposit Online 2108958 Pymt Pauline Ha One Nation		5,934.94 ✓	14,350.32
31/12/20	Interest Paid		0.12 ✓	14,350.44
31/12/20	Deposit Mm Electrical 269532		1,389.25 ✓	15,739.69
31/12/20	CLOSING BALANCE			15,739.69

CONVENIENCE AT YOUR FINGERTIPS

Use Online, Mobile or Tablet Banking to pay bills, transfer funds, check your account balances and much more

TRANSACTION FEE SUMMARY

To reconcile your Transaction Fee Summary you may need to refer to transactions listed on your previous statement(s).

Fee(s) charged to account 035-055 29-1829

Transaction fee(s) period 01 SEP 2020 to 30 NOV 2020

Total \$0.00



Statement Period
30 June 2020 - 30 September 2020

Westpac DIY Super Working Account



MR S J K CROSSLEY
11 THE PROMENADE
CAMP HILL QLD 4152

038

Account Name
MR STUART JAMES CROSSLEY & MISS
SHARON LEE STEPHENSON AS
TRUSTEE FOR CROSSLEY
STEPHENSON SUPERANNUATION
FUND

Customer ID
3777 4708 CROSSLEY, STUART
JAMES KAY
7367 2488 STEPHENSON, SHARON
LEE

BSB
035-055

Account Number
291 829

Opening Balance	+ \$15,075.43
Total Credits	+ \$55,475.43
Total Debits	- \$59,432.01
Closing Balance	+ \$11,118.85

INTEREST RATES (PER ANNUM) ON CREDIT BALANCES

Effective Date	\$0 to \$9999	Over \$9999 to \$49999	Over \$49999 to \$99999	Over \$99999 to \$499999
17 Mar 2020	0.01 %	0.01 %	0.01 %	0.01 %
Effective Date	Over \$499999			
17 Mar 2020	0.02 %			

TRANSACTIONS

Please check all entries on this statement and promptly inform Westpac of any possible error or unauthorised transaction

DATE	TRANSACTION DESCRIPTION	DEBIT	CREDIT	BALANCE
30/06/20	STATEMENT OPENING BALANCE			15,075.43
01/07/20	Deposit Mm-Mm Electrical Mm Frnc St Hendon		3,467.21	18,542.64
01/07/20	Deposit Mm-Mm Electrical Mm Lonsdale		3,628.55	22,171.19
01/07/20	Withdrawal Online 6917713 Bpay U5 Seaford U5Seafordcommcorp	265.50		21,905.69
06/07/20	Deposit-Osko Payment 2164794 Danae K Bigg U5 Cfe		606.00	22,511.69
08/07/20	Deposit-Osko Payment 2986394 Danae K Bigg U5 Cfe		600.00	23,111.69



TRANSACTIONS

Please check all entries on this statement and promptly inform Westpac of any possible error or unauthorised transaction

DATE	TRANSACTION DESCRIPTION	DEBIT	CREDIT	BALANCE
13/07/20	Withdrawal Online 1457553 Pymt Smsf Unit Smsfloan364362	1,487.00		21,624.69
13/07/20	Payment By Authority To Zurich Life M030597 3F	289.29		21,335.40
15/07/20	Payment By Authority To Amp Life Limited A1970172-U	94.13		21,241.27
16/07/20	Deposit-Osko Payment 2844120 Danae K Bigg U5 Cfe		600.00	21,841.27
16/07/20	Payment By Authority To Secure Funding P 3233032	3,826.88		18,014.39
17/07/20	Payment By Authority To Qbe Insur0153666 163A848160Bpk	223.73		17,790.66
20/07/20	Deposit-Osko Payment 2141545 Danae K Bigg U5 Cfe		600.00	18,390.66
23/07/20	Deposit-Osko Payment 2182903 Danae K Bigg U5 Cfe		600.00	18,990.66
31/07/20	Interest Paid		0.17	18,990.83
31/07/20	Withdrawal Online 7983173 Bpay U7 Lonsdal U7Lonsdalecomcorp	301.95		18,688.88
31/07/20	Withdrawal Online 9108779 Bpay U8 Lonsdal U8Lonsdalecomcorp	277.20		18,411.68
03/08/20	Deposit Online 2707697 Pymt Pauline Ha One Nation		5,934.94	24,346.62
03/08/20	Deposit Mm-Mm Electrical Mm Frnc St Hendon		3,467.21	27,813.83
03/08/20	Deposit Mm-Mm Electrical Mm Lonsdale		3,628.55	31,442.38
05/08/20	Withdrawal Online 7270544 Bpay Eaglefarmr Efratesjul-Sept20	834.90		30,607.48
07/08/20	Deposit-Osko Payment 2447039 Danae K Bigg U5 Cfe wk 1		650.00	31,257.48
11/08/20	Deposit-Osko Payment 2956928 Danae K Bigg U5 Cfe wk2		650.00	31,907.48
12/08/20	Withdrawal Online 1482189 Pymt Smsf Unit Smsfloan364362	1,487.00		30,420.48
13/08/20	Payment By Authority To Zurich Life M030597 3F	289.29		30,131.19
14/08/20	Deposit Mm Electrical 219906		1,399.28	31,530.47
14/08/20	Payment By Authority To Secure Funding P 3233032	3,826.88		27,703.59
17/08/20	Payment By Authority To Amp Life Limited A1970172-U	94.13		27,609.46



TRANSACTIONS

Please check all entries on this statement and promptly inform Westpac of any possible error or unauthorised transaction

DATE	TRANSACTION DESCRIPTION	DEBIT	CREDIT	BALANCE
18/08/20	Payment By Authority To Qbe Insur0166301 163A848160Bpk	223.73		27,385.73
20/08/20	Deposit-Osko Payment 2923754 Danae K Bigg U5 Cfe wk 3		650.00	28,035.73
21/08/20	Withdrawal Online 4742366 Bpay Hendonsawa U3Hendonsawater#1	5.69		28,030.04
21/08/20	Withdrawal Online 5869469 Bpay U3 Hendon U3Hendonsawater	216.25		27,813.79
21/08/20	Withdrawal Online 7644362 Bpay Eaglefarmq Eaglefarmwater	211.91		27,601.88
25/08/20	Withdrawal Online 1225711 Bpay Ato - Supe Basqtrapr-Jun2020	7,023.00		20,578.88
27/08/20	Deposit-Osko Payment 2886156 Danae K Bigg U5 Cfe wk4		650.00	21,228.88
31/08/20	Interest Paid		0.22	21,229.10
31/08/20	Deposit Online 2201952 Pymt Pauline Ha One Nation		8,549.50	29,778.60
01/09/20	Deposit Mm-Mm Electrical Mm Frnc St Hendon		3,467.21	33,245.81
01/09/20	Deposit Mm-Mm Electrical Mm Lonsdale		3,628.55	36,874.36
01/09/20	Withdrawal Online 1929939 Bpay U5 Seaford U5Seafordrates#1	402.62		36,471.74
01/09/20	Withdrawal Online 2324981 Bpay U7 Lonsdal U7Lonsdalerates#1	407.22		36,064.52
01/09/20	Withdrawal Online 5151482 Bpay Eaglefarmb Efarmbodycorpfees	1,567.75		34,496.77
01/09/20	Withdrawal Online 9274128 Bpay U8 Lonsdal U8Lonsdalerates#1	407.22		34,089.55
11/09/20	Deposit-Osko Payment 2202231 Danae K Bigg U5 Cfe Wk1		675.00	34,764.55
11/09/20	Deposit Mm Electrical 230077		2,895.10	37,659.65
14/09/20	Withdrawal Online 1324716 Pymt Smsf Unit Smsfloan364362	1,487.00		36,172.65
14/09/20	Payment By Authority To Zurich Life M030597 3F	289.29		35,883.36
15/09/20	Payment By Authority To Amp Life Limited A1970172-U	94.13		35,789.23
16/09/20	Payment By Authority To Secure Funding P 3233032	3,826.88		31,962.35
17/09/20	Deposit-Osko Payment 2227702 Danae K Bigg U5 Cfe wk2		675.00	32,637.35



S005239 / M002742 / 275 / CN4CNCPW

**TRANSACTIONS**

Please check all entries on this statement and promptly inform Westpac of any possible error or unauthorised transaction

DATE	TRANSACTION DESCRIPTION	DEBIT	CREDIT	BALANCE
17/09/20	Payment By Authority To Qbe Insur0178866 163A848160Bpk	223.73		32,413.62
18/09/20	Withdrawal Online 6604023 Bpay Tax Office 2019-2020Smsftax	2,141.10		30,272.52
21/09/20	Withdrawal Online 1831305 Tfr Westpac Diy Transfer of Funds	17,500.00		12,772.52
21/09/20	Withdrawal Online 7184050 Bpay U3 Hendon U3Hendonrates#1	1,173.00		11,599.52
22/09/20	Deposit-Osko Payment 2109501 Danae K Bigg U5 Cfe wk3		675.00	12,274.52
22/09/20	Withdrawal Online 0185808 Bpay U5 Seaford U5Seafordeslevy	359.90		11,914.62
22/09/20	Withdrawal Online 2689674 Bpay U7 Lonsdal U7Lonsdaleeslevy	366.35		11,548.27
22/09/20	Withdrawal Online 6270894 Bpay U3 Hendon U3Hendoneslevy	773.15		10,775.12
22/09/20	Withdrawal Online 8395943 Bpay U8 Lonsdal U8Lonsdaleeslevy	366.35		10,408.77
23/09/20	Withdrawal Online 4132215 Bpay SA Water U8Lonsdalesawater	152.86		10,255.91
25/09/20	Deposit-Osko Payment 2916194 Danae K Bigg U5 Cfe wk4		675.00	10,930.91
25/09/20	Deposit Mm Electrical 234336		332.88	11,263.79
28/09/20	Deposit Online 2706238 Pymt Pauline Ha One Nation		6,769.84	18,033.63
28/09/20	Withdrawal Online 1560191 Pymt Pdk Financ Crosts-fInv42384	5,940.00		12,093.63
28/09/20	Withdrawal Online 1625631 Pymt Bjs Insura U3Hendins332573	975.00		11,118.63
30/09/20	Interest Paid		0.22	11,118.85
30/09/20	CLOSING BALANCE			11,118.85

CONVENIENCE AT YOUR FINGERTIPS

Use Online, Mobile or Tablet Banking to pay bills, transfer funds, check your account balances and much more



Statement Period

31 March 2021 - 30 June 2021

Westpac DIY Super Savings AccountMR S J K CROSSLEY
11 THE PROMENADE
CAMP HILL QLD 4152

038

Account Name

MR STUART JAMES KAY CROSSLEY &
MISS SHARON LEE STEPHENSON AS
TRUSTEE FOR CROSSLEY
STEPHENSON SUPERANNUATION
FUND

Customer ID

3777 4708

CROSSLEY, STUART
JAMES KAY

7367 2488

STEPHENSON, SHARON
LEE

BSB

035-055

Account Number

291 810

Opening Balance	+ \$16,262.09
Total Credits	+ \$18,462.17
Total Debits	- \$31,000.00
Closing Balance	+ \$3,724.26

INTEREST RATES (PER ANNUM) ON CREDIT BALANCES

Effective Date	\$0 to \$9999	Over \$9999 to \$49999	Over \$49999 to \$99999	Over \$99999 to \$499999
17 Mar 2020	0.01 %	0.05 %	0.05 %	0.05 %
Effective Date	Over \$499999			
17 Mar 2020	0.05 %			

TRANSACTIONS

Please check all entries on this statement and promptly inform Westpac of any possible error or unauthorised transaction

DATE	TRANSACTION DESCRIPTION	DEBIT	CREDIT	BALANCE
31/03/21	STATEMENT OPENING BALANCE			16,262.09
09/04/21	Deposit Online 2362225 Tfr Westpac Diy		10,000.00	26,262.09
09/04/21	Withdrawal Online 1331031 Tfr Business Lo			
	Transfer of Funds	25,000.00		1,262.09
26/04/21	Deposit Superchoice P/L Pc230421-176233033		2,561.66	3,823.75
28/04/21	Deposit Superchoice P/L Pc260421-157184539		146.94	3,970.69
30/04/21	Interest Paid		0.21	3,970.90
24/05/21	Deposit Superchoice P/L Pc180521-134782618		2,561.66	6,532.56
25/05/21	Deposit Superchoice P/L Pc240521-158748138		223.78	6,756.34
26/05/21	Deposit Superchoice P/L Pc250521-158816369		112.58	6,868.92

**TRANSACTIONS**

Please check all entries on this statement and promptly inform Westpac of any possible error or unauthorised transaction

DATE	TRANSACTION DESCRIPTION	DEBIT	CREDIT	BALANCE
31/05/21	Interest Paid		0.03	6,868.95
02/06/21	Withdrawal Online 1775372 Tfr Westpac Diy Transfer Funds	6,000.00		868.95
08/06/21	Deposit Superchoice P/L Pc070621-139032831		148.29	1,017.24
09/06/21	Deposit Superchoice P/L Pc080621-126962592		65.55	1,082.79
16/06/21	Deposit Superchoice P/L Pc150621-150187548		79.80	1,162.59
21/06/21	Deposit Superchoice P/L Pc180621-117094703		2,561.66	3,724.25
30/06/21	Interest Paid		0.01	3,724.26
30/06/21	CLOSING BALANCE			3,724.26

CONVENIENCE AT YOUR FINGERTIPS

Use Online, Mobile or Tablet Banking to pay bills, transfer funds, check your account balances and much more



Statement Period
31 December 2020 - 31 March 2021

Westpac DIY Super Savings Account



MR S J K CROSSLEY
11 THE PROMENADE
CAMP HILL QLD 4152

038

Account Name
MR STUART JAMES CROSSLEY & MISS
SHARON LEE STEPHENSON AS
TRUSTEE FOR CROSSLEY
STEPHENSON SUPERANNUATION
FUND

Customer ID
3777 4708 CROSSLEY, STUART
JAMES KAY
7367 2488 STEPHENSON, SHARON
LEE

BSB Account Number
035-055 291 810

Opening Balance	+ \$53,229.49
Total Credits	+ \$23,032.60
Total Debits	- \$60,000.00
Closing Balance	+ \$16,262.09

INTEREST RATES (PER ANNUM) ON CREDIT BALANCES

Effective Date	\$0 to \$9999	Over \$9999 to \$49999	Over \$49999 to \$99999	Over \$99999 to \$499999
17 Mar 2020	0.01 %	0.05 %	0.05 %	0.05 %

Effective Date	Over \$499999
17 Mar 2020	0.05 %

TRANSACTIONS

Please check all entries on this statement and promptly inform Westpac of any possible error or unauthorised transaction

DATE	TRANSACTION DESCRIPTION	DEBIT	CREDIT	BALANCE
31/12/20	STATEMENT OPENING BALANCE			53,229.49
18/01/21	Deposit Superchoice P/L Pc150121-161118144		75.49	53,304.98
25/01/21	Deposit Superchoice P/L Pc210121-195175478		2,501.34	55,806.32
27/01/21	Deposit Superchoice P/L Pc250121-163479751		79.80	55,886.12
29/01/21	Interest Paid		2.12	55,888.24
02/02/21	Deposit Superchoice P/L Pc010221-173347517		71.25	55,959.49
24/02/21	Deposit Superchoice P/L Pc230221-183772755		75.49	56,034.98
26/02/21	Interest Paid		2.14	56,037.12
01/03/21	Deposit Superchoice P/L Pc260221-184125556		2,501.34	58,538.46



TRANSACTIONS

Please check all entries on this statement and promptly inform Westpac of any possible error or unauthorised transaction

DATE	TRANSACTION DESCRIPTION	DEBIT	CREDIT	BALANCE
08/03/21	Deposit Online 2608711 Tfr Westpac Diy			
	Transfer Funds		15,000.00	73,538.46
08/03/21	Withdrawal Online 1615210 Tfr Business Lo			
	Transfer Funds	60,000.00		13,538.46
15/03/21	Deposit Superchoice P/L Pc120321-190602881		146.94	13,685.40
22/03/21	Deposit Superchoice P/L Pc170321-190910090		2,501.34	16,186.74
31/03/21	Interest Paid		1.25	16,187.99
31/03/21	Deposit Superchoice P/L Pc300321-192447717		74.10	16,262.09
31/03/21	CLOSING BALANCE			16,262.09

CONVENIENCE AT YOUR FINGERTIPS

Use Online, Mobile or Tablet Banking to pay bills, transfer funds, check your account balances and much more

TRANSACTION FEE SUMMARY

To reconcile your Transaction Fee Summary you may need to refer to transactions listed on your previous statement(s).

Fee(s) charged to account 035-055 29-1810

Transaction fee(s) period 01 DEC 2020 to 28 FEB 2021

Total \$0.00



Statement Period

30 September 2020 - 31 December 2020

Westpac DIY Super Savings Account



MR S J K CROSSLEY
11 THE PROMENADE
CAMP HILL QLD 4152

038

Account Name

MR STUART JAMES CROSSLEY & MISS SHARON LEE STEPHENSON AS TRUSTEE FOR CROSSLEY STEPHENSON SUPERANNUATION FUND

Customer ID

3777 4708 CROSSLEY, STUART JAMES KAY
7367 2488 STEPHENSON, SHARON LEE

BSB

035-055

Account Number

291 810

Opening Balance	+ \$34,499.73
Total Credits	+ \$18,729.76
Total Debits	- \$0.00
Closing Balance	+ \$53,229.49

INTEREST RATES (PER ANNUM) ON CREDIT BALANCES

Effective Date	\$0 to \$9999	Over \$9999 to \$49999	Over \$49999 to \$99999	Over \$99999 to \$499999
17 Mar 2020	0.01 %	0.05 %	0.05 %	0.05 %
Effective Date	Over \$499999			
17 Mar 2020	0.05 %			

TRANSACTIONS

Please check all entries on this statement and promptly inform Westpac of any possible error or unauthorised transaction

DATE	TRANSACTION DESCRIPTION	DEBIT	CREDIT	BALANCE
30/09/20	STATEMENT OPENING BALANCE			34,499.73
12/10/20	Deposit Superchoice P/L Pc091020-196756689		152.33 ✓	34,652.06
13/10/20	Deposit Superchoice P/L Pc121020-196902254		285.00 ✓	34,937.06
13/10/20	Deposit Superchoice P/L Pc121020-196902319		427.50 ✓	35,364.56
26/10/20	Deposit Superchoice P/L Pc06C004-5924617		2,501.25 ✓	37,865.81
30/10/20	Interest Paid		1.45 ✓	37,867.26
11/11/20	Deposit Superchoice P/L Pc101120-126490621		204.90 ✓	38,072.16
24/11/20	Deposit Superchoice P/L Pc181120-119597056		2,501.34 ✓	40,573.50
30/11/20	Interest Paid		1.63 ✓	40,575.13
07/12/20	Deposit Superchoice P/L Pc041220-163864957		150.98 ✓	40,726.11

S007123 / M003625 / 001 / CN4CNCPPW



TRANSACTIONS

Please check all entries on this statement and promptly inform Westpac of any possible error or unauthorised transaction

DATE	TRANSACTION DESCRIPTION	DEBIT	CREDIT	BALANCE
10/12/20	Deposit Online 2818494 Tfr Westpac Diy		10,000.00 ✓	50,726.11
21/12/20	Deposit Superchoice P/L Pc181220-166470044		2,501.34 ✓	53,227.45
31/12/20	Interest Paid		2.04 ✓	53,229.49
31/12/20	CLOSING BALANCE			53,229.49

CONVENIENCE AT YOUR FINGERTIPS

Use Online, Mobile or Tablet Banking to pay bills, transfer funds, check your account balances and much more

TRANSACTION FEE SUMMARY

To reconcile your Transaction Fee Summary you may need to refer to transactions listed on your previous statement(s).

Fee(s) charged to account 035-055 29-1810

Transaction fee(s) period 01 SEP 2020 to 30 NOV 2020

Total \$0.00



Statement Period

30 June 2020 - 30 September 2020

Westpac DIY Super Savings AccountMR S J K CROSSLEY
11 THE PROMENADE
CAMP HILL QLD 4152

038

Account Name

MR STUART JAMES CROSSLEY & MISS
SHARON LEE STEPHENSON AS
TRUSTEE FOR CROSSLEY
STEPHENSON SUPERANNUATION
FUND

Customer ID

3777 4708 CROSSLEY, STUART
JAMES KAY
7367 2488 STEPHENSON, SHARON
LEE

BSB

035-055

Account Number

291 810

Opening Balance	+ \$8,566.75
Total Credits	+ \$25,932.98
Total Debits	- \$0.00
Closing Balance	+ \$34,499.73

INTEREST RATES (PER ANNUM) ON CREDIT BALANCES

Effective Date	\$0 to \$9999	Over \$9999 to \$49999	Over \$49999 to \$99999	Over \$99999 to \$499999
17 Mar 2020	0.01 %	0.05 %	0.05 %	0.05 %
Effective Date	Over \$499999			
17 Mar 2020	0.05 %			

TRANSACTIONS

Please check all entries on this statement and promptly inform Westpac of any possible error or unauthorised transaction

DATE	TRANSACTION DESCRIPTION	DEBIT	CREDIT	BALANCE
30/06/20	STATEMENT OPENING BALANCE			8,566.75
08/07/20	Deposit Superchoice P/L Pc070720-130207787		517.66	9,084.41
21/07/20	Deposit Superchoice P/L Pc06C004-5869453		2,501.25	11,585.66
29/07/20	Deposit Superchoice P/L Pc280720-159632058		62.70	11,648.36
31/07/20	Interest Paid		0.20	11,648.56
31/08/20	Interest Paid		0.49	11,649.05
31/08/20	Deposit Superchoice P/L Pc06C004-5891495		2,501.25	14,150.30
01/09/20	Deposit Superchoice P/L Pc310820-191089755		66.98	14,217.28
02/09/20	Deposit Superchoice P/L Pc010920-191166338		136.15	14,353.43
14/09/20	Deposit Superchoice P/L Pc110920-130261153		144.24	14,497.67



TRANSACTIONS

Please check all entries on this statement and promptly inform Westpac of any possible error or unauthorised transaction

DATE	TRANSACTION DESCRIPTION	DEBIT	CREDIT	BALANCE
21/09/20	Deposit Online 2831306 Tfr Westpac Diy Transfer of Funds		17,500.00	31,997.67
28/09/20	Deposit Superchoice P/L Pc06C004-5907650		2,501.25	34,498.92
30/09/20	Interest Paid		0.81	34,499.73
30/09/20	CLOSING BALANCE			34,499.73

CONVENIENCE AT YOUR FINGERTIPS

Use Online, Mobile or Tablet Banking to pay bills, transfer funds, check your account balances and much more

TRANSACTION FEE SUMMARY

To reconcile your Transaction Fee Summary you may need to refer to transactions listed on your previous statement(s).

Fee(s) charged to account 035-055 29-1810

Transaction fee(s) period 01 JUN 2020 to 31 AUG 2020

Total \$0.00

ANNUAL INFORMATION FOR THE PERIOD 1 JULY 2019 TO 30 JUNE 2020

For account: 5055/291810

Total interest credited \$4.68

These details are provided for your records and taxation purposes

S005236 / M002741 / 275 / CN4CNCPW

62550 - Reinvestment Residual Account

2021 Financial Year

Preparer Kelly Fu

Reviewer Kelly Fu

Status Completed

Account Code	Description	CY Balance	LY Balance	Change
ANZ.AX	Australia And New Zealand Banking Group Limited	\$17.46	\$13.86	25.97%
BXB.AX	Brambles Limited	\$8.55	\$8.55	0%
IAG.AX	Insurance Australia Group Limited	\$6.72	\$6.72	0%
JHC.AX	Japara Healthcare Limited	\$0.86	\$0.86	0%
QBE.AX	QBE Insurance Group Limited	\$5.24	\$5.24	0%
STW.AX	Spdr S&p/asx 200 Fund	\$48.78	\$48.78	0%
WBC.AX	Westpac Banking Corporation	\$10.77	\$22.90	(52.97)%
TOTAL		CY Balance	LY Balance	
		\$98.38	\$106.91	

Supporting Documents

- General Ledger [Report](#)
- ANZ_Reinvestment_Plan_Advice_2020_12_16.pdf [ANZ.AX](#)
- WBC_Dividend_Advice_2021_06_25.pdf [WBC.AX](#)

Standard Checklist

- Attach all source documentation
- Ensure all Transactions have been entered

Notes

Kelly Fu

Note

As all other shares were sold the residual amounts stay the same.

02/08/2021 12:24

Crossley Stephenson Superannuation Fund

General Ledger

As at 30 June 2021

Transaction Date	Description	Units	Debit	Credit	Balance \$
Reinvestment Residual Account (62550)					
<u>Australia And New Zealand Banking Group Limited (ANZ.AX)</u>					
01/07/2020	Opening Balance				13.86 DR
30/09/2020	AUD 0.25 FRANKED, 30% CTR, DRP NIL DISC, BSP		15.36		29.22 DR
30/09/2020	AUD 0.25 FRANKED, 30% CTR, DRP NIL DISC, BSP			13.86	15.36 DR
16/12/2020	AUD 0.35 FRANKED, 30% CTR, DRP NIL DISC, BSP		17.46		32.82 DR
16/12/2020	AUD 0.35 FRANKED, 30% CTR, DRP NIL DISC, BSP			15.36	17.46 DR
			32.82	29.22	17.46 DR
<u>Brambles Limited (BXB.AX)</u>					
01/07/2020	Opening Balance				8.55 DR
					8.55 DR
<u>Insurance Australia Group Limited (IAG.AX)</u>					
01/07/2020	Opening Balance				6.72 DR
					6.72 DR
<u>Japara Healthcare Limited (JHC.AX)</u>					
01/07/2020	Opening Balance				0.86 DR
					0.86 DR
<u>QBE Insurance Group Limited (QBE.AX)</u>					
01/07/2020	Opening Balance				5.24 DR
					5.24 DR
<u>Spdr S&p/asx 200 Fund (STW.AX)</u>					
01/07/2020	Opening Balance				48.78 DR
					48.78 DR
<u>Westpac Banking Corporation (WBC.AX)</u>					
01/07/2020	Opening Balance				22.90 DR
18/12/2020	AUD 0.31 FRANKED, 30% CTR, DRP 1.5% DISC		5.55		28.45 DR
18/12/2020	AUD 0.31 FRANKED, 30% CTR, DRP 1.5% DISC			22.90	5.55 DR
25/06/2021	AUD 0.58 FRANKED, 30% CTR, DRP NIL DISC		10.77		16.32 DR
25/06/2021	AUD 0.58 FRANKED, 30% CTR, DRP NIL DISC			5.55	10.77 DR
			16.32	28.45	10.77 DR
Total Debits:	49.14				
Total Credits:	57.67				





230784 000 ANZ




MR STUART JAMES CROSSLEY & MS
SHARON LEE STEPHENSON
<CROSSLEY STEPHENSON S/F A/C>
LEVEL 1 110 KING WILLIAM ROAD
GOODWOOD SA 5034

NEED ASSISTANCE?

 anz.com/shareholder/centre
anzshareregistry@computershare.com.au

 Computershare Investor Services Pty Limited
GPO Box 2975 Melbourne
Victoria 3001 Australia

 1800 113 399 (within Australia)
0800 174 007 (within New Zealand)
+61 3 9415 4010 (outside Australia)

Holder Identification Number (HIN)

HIN WITHHELD

Share Class	Ordinary
Record Date	10 November 2020
DRP Election Date	11 November 2020
Allotment Date	16 December 2020
TFN/ABN	Quoted

DIVIDEND REINVESTMENT PLAN (DRP) ADVICE

DRP transaction details relating to ANZ's **Final Dividend** of A\$0.35 per share for the year ended 30 September 2020 are set out below.

PARTICIPATING SHARES	FRANKED AMOUNT	UNFRANKED AMOUNT	NET AMOUNT	FRANKING CREDIT
6	A\$2.10	A\$0.00	A\$2.10	A\$0.90
Credit balance brought forward in your DRP account:			A\$15.36	
Total available for reinvestment:			A\$17.46	
Amount applied to the allotment of 0 shares at A\$22.19 each:			A\$0.00	
Credit balance carried forward in your DRP account:			A\$17.46	

The dividend is 100% franked at the Australian company tax rate of 30%.

A NZ Imputation Credit of **NZ\$0.24** has been attached to the above dividend. For NZ taxpayers, your NZ gross income will include the aggregate of the Net Amount and the NZ Imputation Credit which should be included in your income tax return.

Shareholders should obtain their own professional advice on the tax implications of the dividend and retain this document to assist in tax return preparation.

SHAREHOLDING

Number of shares held: 6

New DRP shares: 0

SHARES NOW HELD: 6



To update your shareholder information in a fast, secure and environmentally friendly way visit anz.com/easyupdate.



All registry communications to:
 Link Market Services Limited
 Locked Bag A6015, Sydney South NSW 1235
 Telephone (free call within Australia): +61 1800 804 255
 ASX Code: WBC
 Email: westpac@linkmarketservices.com.au
 Website: www.linkmarketservices.com.au



045 / 299837

MR STUART JAMES CROSSLEY & MS
 SHARON LEE STEPHENSON
 <CROSSLEY STEPHENSON S/F A/C>
 LEVEL 1 110 KING WILLIAM ROAD
 GOODWOOD SA 5034

Key details

Payment date:	25 June 2021
Record date:	14 May 2021
SRN/HIN:	X*****3840
TFN/ABN status:	RECEIVED AND RECORDED

Interim dividend statement for the six months ended 31 March 2021 Dividend Reinvestment Plan (DRP) participant statement

This dividend is 100% franked with Australian franking credits at the company tax rate of 30%.

Description	Participating holding	Dividend rate per share [#]	Unfranked amount	Franked amount	Total amount	Franking credit
Ordinary shares	9	58 cents	\$0.00	\$5.22	\$5.22	\$2.24
Net dividend amount					\$5.22	
***New Zealand Imputation Credit (NZIC)						NZ\$0.63
Cash balance brought forward from your plan account					\$5.55	
Amount available for reinvestment					\$10.77	
Cash reinvested has been applied to 0 shares at \$25.98 per share					\$0.00	
Cash balance carried forward in your plan account					\$10.77	

[#] The interim dividend of 58 cents per share takes into consideration the cost of the Bank Levy which was equivalent to 4 cents per share over 2021. All amounts are in Australian dollars unless otherwise stated.

^{***} Only relevant for New Zealand taxpayers.

DRP Transaction holding statement

Date	Transaction type	Increase	Decrease	Holding balance
14/05/2021	Opening balance			9
25/06/2021	Dividend plan allotment	0		
25/06/2021	Closing balance			9

Note: The 'Opening balance' recorded in the DRP holding statement above may not be the same as the 'participating holding' recorded in the top section of the DRP participant statement, where your participation in the DRP is 'partial'. The closing balance of ordinary shares excludes any trades or transfers since the record date. Neither Westpac Banking Corporation nor Link Market Services Limited will be liable for any losses incurred by any person who relies on the holdings shown without making their own adjustments for any transactions not included.

**Please keep this statement for your tax records.
 It can also be accessed online in Link's Investor Centre, see over for login instructions.**

Update your details **online**

Information we need from you

We need the following details to administer your holding. If you have not provided these details, or if they have changed, you can update them via Link's Investor Centre:

1	Bank account details Dividend will only be paid directly into an Australian dollar bank account. A dividend payment statement will be provided for each payment.
2	Email address Communication by email means you can be promptly notified of key announcements, when dividend payments are made and when statements can be accessed online.
3	TFN, TFN exemption or ABN Providing your Tax File Number (TFN), TFN exemption code or Australian Business Number (ABN) is optional. However, without these details Westpac may be required to withhold Australian tax, from any dividend that is not 100% franked, at the highest marginal tax rate plus the Medicare levy.

How to update your information

1. Login to Link's Investor Centre at www.linkmarketservices.com.au
2. Click on **Investor Login**
3. If you do not have a **Portfolio*** login, please use the Single Holding login
4. Enter **WBC** in the **Issuer Name** field and press enter
5. Enter your **Security Holder Number (SRN)** or **Holder Identification Number (HIN)**
6. Enter your **postcode** or, if your registered address is overseas, click on the **Outside Australia** link to look up your country of residence
7. Complete the **security verification** (this protects against robots)
8. Click on the box indicating you have read the terms and conditions
9. Click on **Login**

* Setting up a Portfolio login allows you to easily manage your holdings across issuers who use Link as their registrar.

66000 - Prepaid Borrowing Expenses

2021 Financial Year

Preparer Kelly Fu

Reviewer Kelly Fu

Status Completed

Account Code	Description	CY Balance	LY Balance	Change
66000	Prepaid Borrowing Expenses	\$9,990.83	\$13,101.86	(23.74)%
TOTAL		CY Balance	LY Balance	
		\$9,990.83	\$13,101.86	

Supporting Documents

- General Ledger [Report](#)
- 66000, 31800 - Borrowing expenses 2021.pdf

Standard Checklist

- Match to Source Documentation

Crossley Stephenson Superannuation Fund

General Ledger

As at 30 June 2021

Transaction Date	Description	Units	Debit	Credit	Balance \$
Prepaid Borrowing Expenses (66000)					
Prepaid Borrowing Expenses (66000)					
01/07/2020	Opening Balance				13,101.86 DR
30/06/2021				3,111.03	9,990.83 DR
				3,111.03	9,990.83 DR

Total Debits: 0.00

Total Credits: 3,111.03

**Westpac Business Loan
30/09/2016**

valuation fee	1,281.25	
title search fee	150.00	
Registration Fee	157.00	
		<u>1,588.25</u>

30/06/2017	237.58	1,350.67
30/06/2018	317.65	1,033.02
30/06/2019	317.65	715.37
29/06/2020	317.65	397.72
29/06/2021	317.65	80.07
29/06/2022	80.07	-

1,588.25

**Liberty Loan
17/01/2020**

27/11/2019 Application Fee	795
13/12/2019 Valuation Payment	1,430.00
15/01/2020 Mortgage Registration Fee	192
15/01/2020 Transfer of Land Registration Fee	2,784.00
17/01/2020 Establishment Fee	6,750.00
17/01/2020 Property Search Fees	30.9
17/01/2020 Document Preparation Fee	695
17/01/2020 Settlement Fee	595
17/01/2020 Trust Investigation Fee	695
	<u>13,966.90</u>

30/06/2020	1,262.76	12,704.14
30/06/2021	2,793.38	9,910.76
30/06/2022	2,793.38	7,117.38
30/06/2023	2,793.38	4,324.00
30/06/2024	2,793.38	1,530.62
30/06/2025	1,530.62	0.00

13,966.90

3,111.03	31800
9,990.82	66000

68000 - Sundry Debtors

2021 Financial Year

Preparer Kelly Fu

Reviewer Kelly Fu

Status Completed

Account Code	Description	CY Balance	LY Balance	Change
68000	Sundry Debtors	\$21,211.58	\$56,725.20	(62.61)%
TOTAL		CY Balance	LY Balance	
		\$21,211.58	\$56,725.20	

Supporting Documents

- General Ledger [Report](#)
- 68000 - Rent receivable 2021.pdf

Standard Checklist

- Match to Source Documentation

Crossley Stephenson Superannuation Fund

General Ledger

As at 30 June 2021

Transaction Date	Description	Units	Debit	Credit	Balance \$
Sundry Debtors (68000)					
<u>Sundry Debtors (68000)</u>					
01/07/2020	Opening Balance				56,725.20 DR
01/07/2020	Remitter=MM-MM ELECTRICAL Ref=MM FRNC ST HENDON			3,467.21	53,257.99 DR
01/07/2020	Remitter=MM-MM ELECTRICAL Ref=MM LONSDALE			3,628.55	49,629.44 DR
06/07/2020	DEPOSIT-OSKO PAYMENT 2164794 DANAE K BIGG U5 CFE			606.00	49,023.44 DR
08/07/2020	DEPOSIT-OSKO PAYMENT 2986394 DANAE K BIGG U5 CFE			0.30	49,023.14 DR
03/08/2020	Remitter=MM-MM ELECTRICAL Ref=MM FRNC ST HENDON			3,467.21	45,555.93 DR
03/08/2020	Remitter=MM-MM ELECTRICAL Ref=MM LONSDALE			3,628.55	41,927.38 DR
01/09/2020	Remitter=MM-MM ELECTRICAL Ref=MM FRNC ST HENDON			3,467.21	38,460.17 DR
01/09/2020	Remitter=MM-MM ELECTRICAL Ref=MM LONSDALE			3,628.55	34,831.62 DR
02/10/2020	Remitter=MM-MM ELECTRICAL Ref=MM FRNC ST HENDON			3,467.21	31,364.41 DR
02/10/2020	Remitter=MM-MM ELECTRICAL Ref=MM LONSDALE			3,628.55	27,735.86 DR
29/10/2020	Per client sales credits			27,735.80	0.06 DR
29/10/2020	per client sale credit			0.06	0.00 DR
30/06/2021	2021 Rent Debtors		5,934.94		5,934.94 DR
30/06/2021	2021 Rent Debtors		14,659.32		20,594.26 DR
30/06/2021	2021 Rent Debtors		617.32		21,211.58 DR
			21,211.58	56,725.20	21,211.58 DR

Total Debits: 21,211.58

Total Credits: 56,725.20

Aged Receivables [Detail]

As of 30/06/2021

ID No.	Date	Total Due	0 - 30	31 - 60	61 - 90	90+
Crossfit Esplanade						
*None						
Danae Kate Bigg						
0419825774						
0% 1st Net 15th						
00001382	11/06/2021	\$617.32	\$617.32	\$0.00	\$0.00	\$0.00
Total:		\$617.32	\$617.32	\$0.00	\$0.00	\$0.00
Metal Manufacturers Limited						
*None						
Meighan Wheller						
02 8839 9000						
0% 1st Net 1st						
00001357	29/10/2020	\$10,994.48	\$0.00	\$0.00	\$0.00	\$10,994.48
00001383	01/07/2021	\$37,943.99	\$37,943.99	\$0.00	\$0.00	\$0.00
Total:		\$48,938.47	\$37,943.99	\$0.00	\$0.00	\$10,994.48
One Nation Queensland Division Inc						
*None						
Ron Bartorillo						
1300 857 466						
0% 1st Net 1st after EOM						
00001381	11/06/2021	\$5,934.94	\$5,934.94	\$0.00	\$0.00	\$0.00
Total:		\$5,934.94	\$5,934.94	\$0.00	\$0.00	\$0.00
Grand Total:		\$55,490.73	\$44,496.25	\$0.00	\$0.00	\$10,994.48
Ageing Percent:			80.2%	0.0%	0.0%	19.8%

55,490.73
 - 37,943.99 raised after 30/6/21
 + 3,664.84 paid after 30/6/21
 = 21,211.58

Invoice Transactions [Accrual]

11 The Promenade,
CAMP HILL. QLD. 4152

01/07/2020 To 30/06/2021

ABN: 24 718 507 814
Email: stusharon@bigpond.com

ID No.	Src	Date	Memo	Account	Charges	Payments
00001357			Metal Manufacturers Limited	*None		
00001357	SJ	29/10/2020	Sale; Metal Manufacturers Lin	1-5000	\$39,980.04	
00001357	SJ	29/10/2020	Sale; Metal Manufacturers Lin	1-5000	\$3,998.00	
CR000942	CR	02/11/2020	Payment; MM-MM ELECTRIC/	1-5000		\$3,664.84
CR000953	CR	01/12/2020	Payment; MM-MM ELECTRIC/	1-5000		\$3,664.84
CR000974	CR	04/01/2021	Payment; MM-MM ELECTRIC/	1-5000		\$3,664.84
CR000981	CR	01/02/2021	Payment; MM-MM ELECTRIC/	1-5000		\$3,664.84
CR000994	CR	01/03/2021	Payment; MM-MM ELECTRIC/	1-5000		\$3,664.84
CR001007	CR	01/04/2021	Payment; MM-MM ELECTRIC/	1-5000		\$3,664.84
CR001018	CR	03/05/2021	Payment; MMEM-NSC MM LC	1-5000		\$3,664.84
CR001031	CR	01/06/2021	Payment; MMEM-NSC MM LC	1-5000		\$3,664.84
CR001043	CR	01/07/2021	Payment; MMEM-NSC MM LC	1-5000		\$3,664.84
					\$43,978.04	\$32,983.56

76550 - Plant and Equipment (at written down value) - Unitised

2021 Financial Year

Preparer Kelly Fu

Reviewer Kelly Fu

Status Completed

Account Code	Description	CY Units	CY Balance	LY Units	LY Balance	Change
CROSSLEY_AIRCONDITIO	Air Conditioner - Unit 7/ 27 Lindsay Rd, Lonsdale	1.000000	\$342.54	1.000000	\$428.18	(20)%
CROSSLEY_ASSETSONPU1	Assets on Purchase - Unit 8	1.000000	\$785.00	1.000000	\$785.00	0%
CROSSLEY_ASSETSONPU2	Assets on Purchase - Unit 5 Seaford	1.000000	\$1,514.00	1.000000	\$1,514.00	0%
CROSSLEY_ASSETSONPUR	Assets on Purchase - Unit 7	1.000000	\$788.00	1.000000	\$788.00	0%
CROSSLEY_SOLARSYSTEM	Solar System 3kw - Unit 8/ 27 Lindsay Rd, Lonsdale	1.000000	\$834.84	1.000000	\$927.60	(10)%
CSSFU8HWS	Hot Water System - 8/27 Lindsey Rd	1.000000	\$239.99	1.000000	\$288.00	(16.67)%
TOTAL		CY Units	CY Balance	LY Units	LY Balance	
		6.000000	\$4,504.37	6.000000	\$4,730.78	

Supporting Documents

○ depreciation_schedule_report-wp-2021.pdf

Standard Checklist

- Attach Investment Movement Report
- Attach relevant Statements and Source Documentation
- Ensure all Investments are valued correctly at June 30
- Ensure the investment is in accordance with the fund's investment strategy
- Ensure the investment is in accordance with the SIS Act

Crossley Stephenson Superannuation Fund

Depreciation Schedule

For The Period 01 July 2020 - 30 June 2021

Investment	Purchase Date	Cost	Opening Written Down Value	Adjustments			Depreciation			Closing Written Down Value	
				Disposals/ Decrease	Additions/ Increase	Total Value For Depreciation ¹	Method	Rate	Calculated Depreciation ²		Posted Depreciation ³
Plant and Equipment (at written down value) - Unitised											
Air Conditioner - Unit 7/ 27 Lindsay Rd, Lonsdale											
	02/03/2015	1,390.00	428.18			428.18	Diminishing Value	20.00 %	85.64	85.64	342.54
Hot Water System - 8/27 Lindsey Rd											
	21/06/2017	500.00	288.00			288.00	Diminishing Value	16.67 %	48.01	48.01	239.99
Solar System 3kw - Unit 8/ 27 Lindsay Rd, Lonsdale											
	05/02/2014	1,818.18	927.60			927.60	Diminishing Value	10.00 %	92.76	92.76	834.84
		3,708.18	1,643.78			1,643.78				226.41	1,417.37
		3,708.18	1,643.78			1,643.78				226.41	1,417.37

¹ Amounts have been pro rated based on number of days in the year

² Depreciation calculated as per depreciation method

³ Depreciation amounts posted to the ledger

77250 - Real Estate Properties (Australian - Non Residential)

2021 Financial Year

Preparer Kelly Fu

Reviewer Kelly Fu

Status Completed

Account Code	Description	CY Units	CY Balance	LY Units	LY Balance	Change
CSSFHENDON	3/4 Florence Street, Hendon SA 5014	1.000000	\$660,000.00	1.000000	\$571,053.30	15.58%
CSSFU3CONCRETING	3/4 Florence Street, Hendon - Capital Work	1.000000	\$17,115.92	1.000000	\$17,115.92	0%
CSSF_EAGALFARM	17/109 Holt Street, Eagle Farm QLD 4009	1.000000	\$935,926.71	1.000000	\$935,926.71	0%
STUCROSS11	7/27 Lindsay Road, Lonsdale SA 5160	1.000000	\$285,000.00	1.000000	\$270,000.00	5.56%
STUCROSS21	8/27 Lindsay Road, Lonsdale SA 5160	1.000000	\$285,000.00	1.000000	\$270,000.00	5.56%
STUCROSS31	5/16 Farrow Circuit, Seaford SA 5169	1.000000	\$250,000.00	1.000000	\$250,000.00	0%
TOTAL		6.000000	\$2,433,042.63	6.000000	\$2,314,095.93	

Supporting Documents

- 2021 SMSF Minutes - Property Declarations (U7, U8, U5).pdf
- 2021 SMSF Minutes - LRBA Property Declarations (U3).pdf
- 2021 SMSF Minutes - LRBA Property Declarations (U17).pdf
- CT V6084 F781 - Unit 3, 4 Florence St Hendon.pdf [CSSFHENDON](#)
- CT V6084 F781 - Unit 3, 4 Florence St Hendon.pdf [CSSFHENDON](#) Title Search - Lot 17, 109 Holt St, Eagle Farm QLD 4009.pdf [CSSF_EAGALFARM](#)

- CT V6088 F738 - Unit 7, 27 Lindsay Rd.pdf [STUCROSS11](#)
- CT V6088 F739 - Unit 8, 27 Lindsay Rd.pdf [STUCROSS21](#)
- CT V6109 F153 - Unit 5, 16 Farrow Ct.pdf [STUCROSS31](#)
- CT V6088 F738 - Unit 7, 27 Lindsay Rd.pdf [STUCROSS11](#)
- CT V6088 F739 - Unit 8, 27 Lindsay Rd.pdf [STUCROSS21](#)
- CT V6109 F153 - Unit 5, 16 Farrow Ct.pdf [STUCROSS31](#)

Standard Checklist

- Attach copies of Purchase or Sale contracts if property was purchased or disposed of during the year.
- Attach copy of current certificate of title.
- Attach Declaration of Trust
- Ensure all Investments are valued correctly at June 30
- Ensure the investment is in accordance with the Fund's investment strategy
- Ensure the investment is in accordance with the SIS Act

Crossley Stephenson Superannuation Fund

Minutes of a meeting of the Trustee(s)

held on 30 June 2021 at 11 The Promenade, Camp Hill, Queensland 4152

PRESENT: Stuart Crossley and Sharon Stephenson

MINUTES: The following declaration is made in respect of the assets listed below for the financial year ended 30 June 2021:

Property	17/109 Holt Street, Eagle Farm QLD 4009
Land Title Reference	Title Ref 51125758 Lot 17 on SP 292894
Registered Proprietor(s)	CSSF Nominees Pty Ltd
Proportion Owned by Fund (if less than 100%)	100%

- The property was purchased by the Registered Proprietor(s) and is held on trust, with the Fund owning a beneficial interest in the property.
- The valuation of the asset is at market value in accordance with the requirements of SIS Regulation 8.02B and subsection 10(1) of the SIS Act. We confirm that no event has occurred since the date of the last valuation which would cause a significant change to that valuation.
- The property is not rented to a member (or related party of the Fund) and no personal use or benefit has been gained from the property by a member (or related party) of the Fund.

CLOSURE: All resolutions for this meeting were made in accordance with the SISA and Regulations.

There being no further business the meeting then closed.

Signed as a true record –

.....
Stuart Crossley

Chairperson

Minutes of a meeting of the Trustee(s)

held on 30 June 2021 at 11 The Promenade, Camp Hill, Queensland 4152

PRESENT: Stuart Crossley and Sharon Stephenson

MINUTES: The following declaration is made in respect of the assets listed below for the financial year ended 30 June 2021:

Property	3/4 Florence St, Hendon SA 5014
Land Title Reference	Volume 6084 Folio 781
Registered Proprietor(s)	CSSF Nominees Pty Ltd
Proportion Owned by Fund (if less than 100%)	100%

- The property was purchased by the Registered Proprietor(s) and is held on trust, with the Fund owning a beneficial interest in the property.
- The valuation of the asset is at market value in accordance with the requirements of SIS Regulation 8.02B and subsection 10(1) of the SIS Act. We confirm that no event has occurred since the date of the last valuation which would cause a significant change to that valuation.
- The property is not rented to a member (or related party of the Fund) and no personal use or benefit has been gained from the property by a member (or related party) of the Fund.

CLOSURE: All resolutions for this meeting were made in accordance with the SISA and Regulations.

There being no further business the meeting then closed.

Signed as a true record –

.....
Stuart Crossley

Chairperson

Crossley Stephenson Superannuation Fund

Minutes of a meeting of the Trustee(s)

held on 30 June 2021 at 11 The Promenade, Camp Hill, Queensland 4152

PRESENT: Stuart Crossley and Sharon Stephenson

MINUTES: The following declaration is made in respect of the assets listed below for the financial year ended 30 June 2021:

Property	7/27 Lindsay Rd, Lonsdale SA 5160 8/27 Lindsay Rd, Lonsdale SA 5160 5/16 Farrow Cct, Seaford SA 5169
Land Title Reference	Volume 6088 Folio 738 Volume 6088 Folio 739 Volume 6109 Folio 153
Registered Proprietor(s)	Stuart Crossley Sharon Stephenson
Proportion Owned by Fund (if less than 100%)	100%

- The Registered Proprietor(s) hold the property in trust for the Fund.
- The valuation of the asset is at market value in accordance with the requirements of SIS Regulation 8.02B and subsection 10(1) of the SIS Act. We confirm that no event has occurred since the date of the last valuation which would cause a significant change to that valuation.
- The property is not rented to a member (or related party of the Fund) and no personal use or benefit has been gained from the property by a member (or related party) of the Fund.

CLOSURE: All resolutions for this meeting were made in accordance with the SISA and Regulations.

There being no further business the meeting then closed.

Signed as a true record –

.....
Stuart Crossley

Chairperson

Certificate of Title

Title Reference CT 6084/781
Status CURRENT
Easement YES
Owner Number 71044465
Address for Notices 40 BROWNING AV FULHAM GARDENS, SA 5024
Area 361M² (CALCULATED)

Estate Type

Fee Simple

Registered Proprietor

CSSF NOMINEES PTY. LTD. (ACN: 154 393 165)
OF CARE PDK FINANCIAL PTY. LTD. G 21 AUSTIN STREET ADELAIDE SA 5000

Description of Land

LOT 3 PRIMARY COMMUNITY PLAN 26784
IN THE AREA NAMED HENDON
HUNDRED OF YATALA

Last Sale Details

Dealing Reference TRANSFER (T) 12609739
Dealing Date 29/09/2016
Sale Price \$550,000
Sale Type FULL VALUE / CONSIDERATION AND WHOLE OF LAND

Constraints

Encumbrances

Dealing Type	Dealing Number	Beneficiary
LEASE	12569648	METAL MANUFACTURES LTD. (ACN: 003 762 641)
MORTGAGE	12609740	WESTPAC BANKING CORPORATION (ACN: 007 457 141)

Stoppers

NIL

Valuation Numbers

Valuation Number	Status	Property Location Address
2528293154	CURRENT	Unit 3, 4 FLORENCE STREET, HENDON, SA 5014

Notations

Dealings Affecting Title

NIL

Notations on Plan

Lodgement Date	Dealing Number	Descriptions	Status
09/06/2011 11:41	11594329	BY-LAWS	FILED
09/06/2011 11:41	11594330	SCHEME DESCRIPTION	FILED

Registrar-General's Notes

NIL

Administrative Interests

NIL

Valuation Record

Valuation Number	2528293154
Type	Site & Capital Value
Date of Valuation	01/01/2021
Status	CURRENT
Operative From	01/07/2012
Property Location	Unit 3, 4 FLORENCE STREET, HENDON, SA 5014
Local Government	CHARLES STURT
Owner Names	CSSF NOMINEES PTY. LTD.
Owner Number	71044465
Address for Notices	40 BROWNING AV FULHAM GARDENS, SA 5024
Zone / Subzone	E - Employment\
Water Available	Yes
Sewer Available	Yes
Land Use	2600 - Office/Warehouse
Description	OFF/WHSE
Local Government Description	Commercial - Other

Parcels

Plan/Parcel	Title Reference(s)
C26784 LOT 3	CT 6084/781

Values

Financial Year	Site Value	Capital Value	Notional Site Value	Notional Capital Value	Notional Type
Current	\$187,000	\$660,000			
Previous	\$166,000	\$560,000			

Building Details

Valuation Number	2528293154
Building Style	Not Available
Year Built	2010
Building Condition	Very Good
Wall Construction	Concrete
Roof Construction	Galvanised Iron
Equivalent Main Area	240 sqm
Number of Main Rooms	Not Available

Note – this information is not guaranteed by the Government of South Australia

Certificate of Title

Title Reference CT 6084/781
Status CURRENT
Easement YES
Owner Number 71044465
Address for Notices 40 BROWNING AV FULHAM GARDENS, SA 5024
Area 361M² (CALCULATED)

Estate Type

Fee Simple

Registered Proprietor

CSSF NOMINEES PTY. LTD. (ACN: 154 393 165)
OF CARE PDK FINANCIAL PTY. LTD. G 21 AUSTIN STREET ADELAIDE SA 5000

Description of Land

LOT 3 PRIMARY COMMUNITY PLAN 26784
IN THE AREA NAMED HENDON
HUNDRED OF YATALA

Last Sale Details

Dealing Reference TRANSFER (T) 12609739
Dealing Date 29/09/2016
Sale Price \$550,000
Sale Type FULL VALUE / CONSIDERATION AND WHOLE OF LAND

Constraints

Encumbrances

Dealing Type	Dealing Number	Beneficiary
LEASE	12569648	METAL MANUFACTURES LTD. (ACN: 003 762 641)
MORTGAGE	12609740	WESTPAC BANKING CORPORATION (ACN: 007 457 141)

Stoppers

NIL

Valuation Numbers

Valuation Number	Status	Property Location Address
2528293154	CURRENT	Unit 3, 4 FLORENCE STREET, HENDON, SA 5014

Notations

Dealings Affecting Title

NIL

Notations on Plan

Lodgement Date	Dealing Number	Descriptions	Status
09/06/2011 11:41	11594329	BY-LAWS	FILED
09/06/2011 11:41	11594330	SCHEME DESCRIPTION	FILED

Registrar-General's Notes

NIL

Administrative Interests

NIL

Valuation Record

Valuation Number	2528293154
Type	Site & Capital Value
Date of Valuation	01/01/2021
Status	CURRENT
Operative From	01/07/2012
Property Location	Unit 3, 4 FLORENCE STREET, HENDON, SA 5014
Local Government	CHARLES STURT
Owner Names	CSSF NOMINEES PTY. LTD.
Owner Number	71044465
Address for Notices	40 BROWNING AV FULHAM GARDENS, SA 5024
Zone / Subzone	E - Employment\
Water Available	Yes
Sewer Available	Yes
Land Use	2600 - Office/Warehouse
Description	OFF/WHSE
Local Government Description	Commercial - Other

Parcels

Plan/Parcel	Title Reference(s)
C26784 LOT 3	CT 6084/781

Values

Financial Year	Site Value	Capital Value	Notional Site Value	Notional Capital Value	Notional Type
Current	\$187,000	\$660,000			
Previous	\$166,000	\$560,000			

Building Details

Valuation Number	2528293154
Building Style	Not Available
Year Built	2010
Building Condition	Very Good
Wall Construction	Concrete
Roof Construction	Galvanised Iron
Equivalent Main Area	240 sqm
Number of Main Rooms	Not Available

Note – this information is not guaranteed by the Government of South Australia

Queensland Titles Registry Pty Ltd
ABN 23 648 568 101

Title Reference: 51125758	Search Date: 30/07/2021 09:07
Date Title Created: 06/12/2017	Request No: 38040722
Previous Title: 16738236	

ESTATE AND LAND

Estate in Fee Simple

LOT 17 SURVEY PLAN 292894
Local Government: BRISBANE CITY
COMMUNITY MANAGEMENT STATEMENT 50832

REGISTERED OWNER

Dealing No: 719863993 23/01/2020
CSSF NOMINEES PTY LTD A.C.N. 154 393 165 TRUSTEE
UNDER INSTRUMENT 719863993

EASEMENTS, ENCUMBRANCES AND INTERESTS

1. Rights and interests reserved to the Crown by Deed of Grant No. 16738236 (Lot 906 on CP SL5040)
2. LEASE No 719535620 26/07/2019 at 15:43
ONE NATION QUEENSLAND DIVISION INC
OF THE WHOLE OF THE LOT
TERM: 01/08/2019 TO 31/07/2022 OPTION 3 YEARS
3. MORTGAGE No 719863994 23/01/2020 at 15:53
SECURE FUNDING PTY LTD A.C.N. 081 982 872

ADMINISTRATIVE ADVICES

NIL

UNREGISTERED DEALINGS

NIL

Caution - Charges do not necessarily appear in order of priority

** End of Current Title Search **

Certificate of Title

Title Reference CT 6088/738
Status CURRENT
Easement NO
Owner Number 16071604
Address for Notices 7 GILMORE RD HENLEY BEACH, SA 5022
Area 211M² (CALCULATED)

Estate Type

Fee Simple

Registered Proprietor

STUART CROSSLEY
SHARON STEPHENSON
OF 7 GILMORE ROAD HENLEY BEACH SA 5022
WITH NO SURVIVORSHIP

Description of Land

LOT 7 PRIMARY COMMUNITY PLAN 27050
IN THE AREA NAMED LONSDALE
HUNDRED OF NOARLUNGA

Last Sale Details

Dealing Reference TRANSFER (T) 11902904
Dealing Date 25/02/2013
Sale Price \$0
Sale Type CHANGE OF OWNERSHIP FOR NO MONETARY CONSIDERATION OR UNDISCLOSED CONSIDERATION

Constraints

Encumbrances

Dealing Type	Dealing Number	Beneficiary
LEASE	13017152	METAL MANUFACTURES LTD. (ACN: 003 762 641)

Stoppers

NIL

Valuation Numbers

Valuation Number	Status	Property Location Address
8644028187	CURRENT	Unit 7, 27 LINDSAY ROAD, LONSDALE, SA 5160

Notations

Dealings Affecting Title

NIL

Notations on Plan

Lodgement Date	Dealing Number	Descriptions	Status
02/11/2011 11:47	11668219	BY-LAWS	FILED
02/11/2011 11:47	11668220	SCHEME DESCRIPTION	FILED

Registrar-General's Notes

NIL

Administrative Interests

NIL

Valuation Record

Valuation Number	8644028187
Type	Site & Capital Value
Date of Valuation	01/01/2021
Status	CURRENT
Operative From	01/07/2012
Property Location	Unit 7, 27 LINDSAY ROAD, LONSDALE, SA 5160
Local Government	ONKAPARINGA
Owner Names	STUART JAMES KAY CROSSLEY SHARON LEE STEPHENSON
Owner Number	14200855
Address for Notices	PO BOX 116 WEST BEACH 5024
Zone / Subzone	SE - Strategic Employment\
Water Available	Yes
Sewer Available	Yes
Land Use	2600 - Office/Warehouse
Description	OFF/WKSHOP
Local Government Description	Commercial - Other

Parcels

Plan/Parcel	Title Reference(s)
C27050 LOT 7	CT 6088/738

Values

Financial Year	Site Value	Capital Value	Notional Site Value	Notional Capital Value	Notional Type
Current	\$69,000	\$285,000			
Previous	\$69,000	\$245,000			

Building Details

Valuation Number	8644028187
Building Style	Not Available
Year Built	2011
Building Condition	Very Good
Wall Construction	Concrete
Roof Construction	Steel Decking
Equivalent Main Area	204 sqm
Number of Main Rooms	Not Available

Note – this information is not guaranteed by the Government of South Australia

Certificate of Title

Title Reference CT 6088/738
Status CURRENT
Easement NO
Owner Number 16071604
Address for Notices 7 GILMORE RD HENLEY BEACH, SA 5022
Area 211M² (CALCULATED)

Estate Type

Fee Simple

Registered Proprietor

STUART CROSSLEY
SHARON STEPHENSON
OF 7 GILMORE ROAD HENLEY BEACH SA 5022
WITH NO SURVIVORSHIP

Description of Land

LOT 7 PRIMARY COMMUNITY PLAN 27050
IN THE AREA NAMED LONSDALE
HUNDRED OF NOARLUNGA

Last Sale Details

Dealing Reference TRANSFER (T) 11902904
Dealing Date 25/02/2013
Sale Price \$0
Sale Type CHANGE OF OWNERSHIP FOR NO MONETARY CONSIDERATION OR UNDISCLOSED CONSIDERATION

Constraints

Encumbrances

Dealing Type	Dealing Number	Beneficiary
LEASE	13017152	METAL MANUFACTURES LTD. (ACN: 003 762 641)

Stoppers

NIL

Valuation Numbers

Valuation Number	Status	Property Location Address
8644028187	CURRENT	Unit 7, 27 LINDSAY ROAD, LONSDALE, SA 5160

Notations

Dealings Affecting Title

NIL

Notations on Plan

Lodgement Date	Dealing Number	Descriptions	Status
02/11/2011 11:47	11668219	BY-LAWS	FILED
02/11/2011 11:47	11668220	SCHEME DESCRIPTION	FILED

Registrar-General's Notes

NIL

Administrative Interests

NIL

Valuation Record

Valuation Number	8644028187
Type	Site & Capital Value
Date of Valuation	01/01/2021
Status	CURRENT
Operative From	01/07/2012
Property Location	Unit 7, 27 LINDSAY ROAD, LONSDALE, SA 5160
Local Government	ONKAPARINGA
Owner Names	STUART JAMES KAY CROSSLEY SHARON LEE STEPHENSON
Owner Number	14200855
Address for Notices	PO BOX 116 WEST BEACH 5024
Zone / Subzone	SE - Strategic Employment\
Water Available	Yes
Sewer Available	Yes
Land Use	2600 - Office/Warehouse
Description	OFF/WKSHOP
Local Government Description	Commercial - Other

Parcels

Plan/Parcel	Title Reference(s)
C27050 LOT 7	CT 6088/738

Values

Financial Year	Site Value	Capital Value	Notional Site Value	Notional Capital Value	Notional Type
Current	\$69,000	\$285,000			
Previous	\$69,000	\$245,000			

Building Details

Valuation Number	8644028187
Building Style	Not Available
Year Built	2011
Building Condition	Very Good
Wall Construction	Concrete
Roof Construction	Steel Decking
Equivalent Main Area	204 sqm
Number of Main Rooms	Not Available

Note – this information is not guaranteed by the Government of South Australia

Certificate of Title

Title Reference CT 6088/739
Status CURRENT
Easement NO
Owner Number 16071604
Address for Notices 7 GILMORE RD HENLEY BEACH, SA 5022
Area 207M² (CALCULATED)

Estate Type

Fee Simple

Registered Proprietor

STUART CROSSLEY
SHARON STEPHENSON
OF 7 GILMORE ROAD HENLEY BEACH SA 5022
WITH NO SURVIVORSHIP

Description of Land

LOT 8 PRIMARY COMMUNITY PLAN 27050
IN THE AREA NAMED LONSDALE
HUNDRED OF NOARLUNGA

Last Sale Details

Dealing Reference TRANSFER (T) 12758247
Dealing Date 28/06/2017
Sale Price \$0
Sale Type NO MONETARY CONSIDERATION

Constraints

Encumbrances

Dealing Type	Dealing Number	Beneficiary
LEASE	13017152	METAL MANUFACTURES LTD. (ACN: 003 762 641)

Stoppers

NIL

Valuation Numbers

Valuation Number	Status	Property Location Address
8644028195	CURRENT	Unit 8, 27 LINDSAY ROAD, LONSDALE, SA 5160

Notations

Dealings Affecting Title

NIL

Notations on Plan

Lodgement Date	Dealing Number	Descriptions	Status
02/11/2011 11:47	11668219	BY-LAWS	FILED
02/11/2011 11:47	11668220	SCHEME DESCRIPTION	FILED

Registrar-General's Notes

NIL

Administrative Interests

NIL

Valuation Record

Valuation Number	8644028195
Type	Site & Capital Value
Date of Valuation	01/01/2021
Status	CURRENT
Operative From	01/07/2012
Property Location	Unit 8, 27 LINDSAY ROAD, LONSDALE, SA 5160
Local Government	ONKAPARINGA
Owner Names	STUART CROSSLEY SHARON STEPHENSON
Owner Number	16071604
Address for Notices	7 GILMORE RD HENLEY BEACH, SA 5022
Zone / Subzone	SE - Strategic Employment\
Water Available	Yes
Sewer Available	Yes
Land Use	2600 - Office/Warehouse
Description	OFF/WKSHOP
Local Government Description	Commercial - Other

Parcels

Plan/Parcel	Title Reference(s)
C27050 LOT 8	CT 6088/739

Values

Financial Year	Site Value	Capital Value	Notional Site Value	Notional Capital Value	Notional Type
Current	\$69,000	\$285,000			
Previous	\$69,000	\$245,000			

Building Details

Valuation Number	8644028195
Building Style	Not Available
Year Built	2011
Building Condition	Very Good
Wall Construction	Concrete
Roof Construction	Steel Decking
Equivalent Main Area	204 sqm
Number of Main Rooms	Not Available

Note – this information is not guaranteed by the Government of South Australia

Certificate of Title

Title Reference CT 6088/739
Status CURRENT
Easement NO
Owner Number 16071604
Address for Notices 7 GILMORE RD HENLEY BEACH, SA 5022
Area 207M² (CALCULATED)

Estate Type

Fee Simple

Registered Proprietor

STUART CROSSLEY
SHARON STEPHENSON
OF 7 GILMORE ROAD HENLEY BEACH SA 5022
WITH NO SURVIVORSHIP

Description of Land

LOT 8 PRIMARY COMMUNITY PLAN 27050
IN THE AREA NAMED LONSDALE
HUNDRED OF NOARLUNGA

Last Sale Details

Dealing Reference TRANSFER (T) 12758247
Dealing Date 28/06/2017
Sale Price \$0
Sale Type NO MONETARY CONSIDERATION

Constraints

Encumbrances

Dealing Type	Dealing Number	Beneficiary
LEASE	13017152	METAL MANUFACTURES LTD. (ACN: 003 762 641)

Stoppers

NIL

Valuation Numbers

Valuation Number	Status	Property Location Address
8644028195	CURRENT	Unit 8, 27 LINDSAY ROAD, LONSDALE, SA 5160

Notations

Dealings Affecting Title

NIL

Notations on Plan

Lodgement Date	Dealing Number	Descriptions	Status
02/11/2011 11:47	11668219	BY-LAWS	FILED
02/11/2011 11:47	11668220	SCHEME DESCRIPTION	FILED

Registrar-General's Notes

NIL

Administrative Interests

NIL

Valuation Record

Valuation Number	8644028195
Type	Site & Capital Value
Date of Valuation	01/01/2021
Status	CURRENT
Operative From	01/07/2012
Property Location	Unit 8, 27 LINDSAY ROAD, LONSDALE, SA 5160
Local Government	ONKAPARINGA
Owner Names	STUART CROSSLEY SHARON STEPHENSON
Owner Number	16071604
Address for Notices	7 GILMORE RD HENLEY BEACH, SA 5022
Zone / Subzone	SE - Strategic Employment\
Water Available	Yes
Sewer Available	Yes
Land Use	2600 - Office/Warehouse
Description	OFF/WKSHOP
Local Government Description	Commercial - Other

Parcels

Plan/Parcel	Title Reference(s)
C27050 LOT 8	CT 6088/739

Values

Financial Year	Site Value	Capital Value	Notional Site Value	Notional Capital Value	Notional Type
Current	\$69,000	\$285,000			
Previous	\$69,000	\$245,000			

Building Details

Valuation Number	8644028195
Building Style	Not Available
Year Built	2011
Building Condition	Very Good
Wall Construction	Concrete
Roof Construction	Steel Decking
Equivalent Main Area	204 sqm
Number of Main Rooms	Not Available

Note – this information is not guaranteed by the Government of South Australia

Certificate of Title

Title Reference CT 6109/153
Status CURRENT
Easement NO
Owner Number 16071604
Address for Notices 7 GILMORE RD HENLEY BEACH, SA 5022
Area 298M² (CALCULATED)

Estate Type

Fee Simple

Registered Proprietor

STUART CROSSLEY
SHARON STEPHENSON
OF 7 GILMORE ROAD HENLEY BEACH SA 5022
WITH NO SURVIVORSHIP

Description of Land

LOT 5 PRIMARY COMMUNITY PLAN 27721
IN THE AREA NAMED SEAFORD
HUNDRED OF WILLUNGA

Last Sale Details

Dealing Reference TRANSFER (T) 12375508
Dealing Date 05/08/2015
Sale Price \$0
Sale Type NO MONETARY CONSIDERATION

Constraints

Encumbrances

NIL

Stoppers

NIL

Valuation Numbers

Valuation Number	Status	Property Location Address
8613184435	CURRENT	Unit 5, 16 FARROW CIRCUIT, SEAFORD, SA 5169

Notations

Dealings Affecting Title

NIL

Notations on Plan

Lodgement Date	Dealing Number	Descriptions	Status
02/04/2013 12:17	11915029	BY-LAWS	FILED
02/04/2013 12:17	11915030	SCHEME DESCRIPTION	FILED
02/04/2013 12:17	11915031	DEVELOPMENT CONTRACT	FILED

Registrar-General's Notes

NIL

Administrative Interests

NIL

Valuation Record

Valuation Number	8613184435
Type	Site & Capital Value
Date of Valuation	01/01/2021
Status	CURRENT
Operative From	01/07/2013
Property Location	Unit 5, 16 FARROW CIRCUIT, SEAFORD, SA 5169
Local Government	ONKAPARINGA
Owner Names	STUART CROSSLEY SHARON STEPHENSON
Owner Number	16071604
Address for Notices	7 GILMORE RD HENLEY BEACH, SA 5022
Zone / Subzone	SE - Strategic Employment\
Water Available	Yes
Sewer Available	Yes
Land Use	2460 - Gymnasiums / Saunas Etc.
Description	OFF/WHSE
Local Government Description	Commercial - Other

Parcels

Plan/Parcel	Title Reference(s)
C27721 LOT 5	CT 6109/153

Values

Financial Year	Site Value	Capital Value	Notional Site Value	Notional Capital Value	Notional Type
Current	\$72,000	\$250,000			
Previous	\$51,000	\$240,000			

Building Details

Valuation Number	8613184435
Building Style	Not Available
Year Built	Not Available
Building Condition	Not Available
Wall Construction	Not Available
Roof Construction	Not Available
Equivalent Main Area	Not Available
Number of Main Rooms	Not Available

Note – this information is not guaranteed by the Government of South Australia

Certificate of Title

Title Reference CT 6109/153
Status CURRENT
Easement NO
Owner Number 16071604
Address for Notices 7 GILMORE RD HENLEY BEACH, SA 5022
Area 298M² (CALCULATED)

Estate Type

Fee Simple

Registered Proprietor

STUART CROSSLEY
SHARON STEPHENSON
OF 7 GILMORE ROAD HENLEY BEACH SA 5022
WITH NO SURVIVORSHIP

Description of Land

LOT 5 PRIMARY COMMUNITY PLAN 27721
IN THE AREA NAMED SEAFORD
HUNDRED OF WILLUNGA

Last Sale Details

Dealing Reference TRANSFER (T) 12375508
Dealing Date 05/08/2015
Sale Price \$0
Sale Type NO MONETARY CONSIDERATION

Constraints

Encumbrances

NIL

Stoppers

NIL

Valuation Numbers

Valuation Number	Status	Property Location Address
8613184435	CURRENT	Unit 5, 16 FARROW CIRCUIT, SEAFORD, SA 5169

Notations

Dealings Affecting Title

NIL

Notations on Plan

Lodgement Date	Dealing Number	Descriptions	Status
02/04/2013 12:17	11915029	BY-LAWS	FILED
02/04/2013 12:17	11915030	SCHEME DESCRIPTION	FILED
02/04/2013 12:17	11915031	DEVELOPMENT CONTRACT	FILED

Registrar-General's Notes

NIL

Administrative Interests

NIL

Valuation Record

Valuation Number	8613184435
Type	Site & Capital Value
Date of Valuation	01/01/2021
Status	CURRENT
Operative From	01/07/2013
Property Location	Unit 5, 16 FARROW CIRCUIT, SEAFORD, SA 5169
Local Government	ONKAPARINGA
Owner Names	STUART CROSSLEY SHARON STEPHENSON
Owner Number	16071604
Address for Notices	7 GILMORE RD HENLEY BEACH, SA 5022
Zone / Subzone	SE - Strategic Employment\\
Water Available	Yes
Sewer Available	Yes
Land Use	2460 - Gymnasiums / Saunas Etc.
Description	OFF/WHSE
Local Government Description	Commercial - Other

Parcels

Plan/Parcel	Title Reference(s)
C27721 LOT 5	CT 6109/153

Values

Financial Year	Site Value	Capital Value	Notional Site Value	Notional Capital Value	Notional Type
Current	\$72,000	\$250,000			
Previous	\$51,000	\$240,000			

Building Details

Valuation Number	8613184435
Building Style	Not Available
Year Built	Not Available
Building Condition	Not Available
Wall Construction	Not Available
Roof Construction	Not Available
Equivalent Main Area	Not Available
Number of Main Rooms	Not Available

Note – this information is not guaranteed by the Government of South Australia

77600 - Shares in Listed Companies (Australian)

2021 Financial Year

Preparer Kelly Fu

Reviewer Kelly Fu

Status Completed

Account Code	Description	CY Units	CY Balance	LY Units	LY Balance	Change
ANZ.AX	Australia And New Zealand Banking Group Limited	6.000000	\$168.90	6.000000	\$111.84	51.02%
WBC.AX	Westpac Banking Corporation	9.000000	\$232.29	8.000000	\$143.60	61.76%
TOTAL		CY Units	CY Balance	LY Units	LY Balance	
		15.000000	\$401.19	14.000000	\$255.44	

Supporting Documents

- Investment Movement Report [Report](#)
- 77600 - BalanceReviewReport_30-6-2021.pdf

Standard Checklist

- Attach Balance Review Report
- Attach copies of HIN/SRN or Chess Statements, Broker Statements, Contract Notes Corporate Action documentation and any other relevant Source Documentation
- Attach Investment Movement Report
- Ensure all Investments are valued correctly at June 30
- Ensure the investment is in accordance with the Fund's investment strategy

Crossley Stephenson Superannuation Fund

Investment Movement Report

As at 30 June 2021

Investment	Opening Balance		Additions		Disposals			Closing Balance		
	Units	Cost	Units	Cost	Units	Cost	Accounting Profit/(Loss)	Units	Cost	Market Value
Bank Accounts										
Westpac DIY Super Savings Account ***1810		8,566.75		86,157.51		(91,000.00)			3,724.26	3,724.26
Westpac DIY Super Working Account ***1829		15,075.43		210,501.27		(217,629.37)			7,947.33	7,947.33
		23,642.18		296,658.78		(308,629.37)			11,671.59	11,671.59
Plant and Equipment (at written down value) - Unitised										
CROSSLEY_AIRCONDITIO - Air Conditioner - Unit 7/ 27 Lindsay Rd, Lonsdale	1.00	1,390.00						1.00	1,390.00	342.54
CROSSLEY_ASSETSONPU2 - Assets on Purchase - Unit 5 Seaford	1.00	8,428.00						1.00	8,428.00	0.00
CROSSLEY_ASSETSONPUR - Assets on Purchase - Unit 7	1.00	11,101.00						1.00	11,101.00	0.00
CROSSLEY_ASSETSONPU1 - Assets on Purchase - Unit 8	1.00	10,979.00						1.00	10,979.00	0.00
CSSFU8HWS - Hot Water System - 8/27 Lindsey Rd	1.00	500.00						1.00	500.00	239.99
CROSSLEY_SOLARSYSTEM - Solar System 3kw - Unit 8/ 27 Lindsay Rd, Lonsdale	1.00	1,818.18						1.00	1,818.18	834.84
		34,216.18							34,216.18	1,417.37
Real Estate Properties (Australian - Non Residential)										
CSSF_EAGALFARM - 17/109 Holt Street, Eagle Farm QLD 4009	1.00	936,016.71						1.00	936,016.71	935,926.71

Crossley Stephenson Superannuation Fund

Investment Movement Report

As at 30 June 2021

Investment	Opening Balance		Additions		Disposals			Closing Balance		
	Units	Cost	Units	Cost	Units	Cost	Accounting Profit/(Loss)	Units	Cost	Market Value
CSSFU3CONCRETING - 3/4 Florence Street, Hendon - Capital Work	1.00	17,115.92						1.00	17,115.92	17,115.92
CSSFHENDON - 3/4 Florence Street, Hendon SA 5014	1.00	571,053.33						1.00	571,053.33	660,000.00
STUCROSS31 - 5/16 Farrow Circuit, Seaford SA 5169	1.00	283,321.12						1.00	283,321.12	250,000.00
STUCROSS11 - 7/27 Lindsay Road, Lonsdale SA 5160	1.00	264,460.54						1.00	264,460.54	285,000.00
STUCROSS21 - 8/27 Lindsay Road, Lonsdale SA 5160	1.00	264,582.55						1.00	264,582.55	285,000.00
		2,336,550.17							2,336,550.17	2,433,042.63
Shares in Listed Companies (Australian)										
ANZ.AX - Australia And New Zealand Banking Group Limited	6.00	150.18						6.00	150.18	168.90
WBC.AX - Westpac Banking Corporation	8.00	201.36	1.00	19.83				9.00	221.19	232.29
		351.54		19.83					371.37	401.19
		2,394,760.07		296,678.61		(308,629.37)			2,382,809.31	2,446,532.78

Crossley Stephenson Superannuation Fund

Balance Review Report

As at 30 June 2021

Investment Code	Investment Name	Holding Reference	Third Party Data			BGL Ledger	Variance
			Data Feed Provider	Balance Date	Balance Amount	Balance	
77600	Shares in Listed Companies (Australian)						
ANZ.AX	Australia And New Zealand Banking Group Limited	X*****3840	Registry Data - Computershare	30/06/2021	6.0000	6.0000	0.0000
WBC.AX	Westpac Banking Corporation	X*****3840	Registry Data - Link	30/06/2021	9.0000	9.0000	0.0000

84000 - GST Payable/Refundable

2021 Financial Year

Preparer Kelly Fu

Reviewer Kelly Fu

Status Completed

Account Code	Description	CY Balance	LY Balance	Change
84000	GST Payable/Refundable	(\$12,207.32)	(\$14,379.03)	(15.1)%
TOTAL		CY Balance	LY Balance	
		(\$12,207.32)	(\$14,379.03)	

Supporting Documents

- Activity Preparation Report - Detailed [Report](#)
- 84000 - BAS x4 lodged 2021.pdf
- 86000, 84000 - ATI ICA 2021.pdf
- 84000 - GST Reconciliation 2021.pdf

Standard Checklist

- Attach copy of Activity Preparation Report
- Attach copy of Activity Preparation Report - Detailed
- Confirm Transactions in ATO Portal

Crossley Stephenson Superannuation Fund

Detailed Activity Statement Preparation Report

For The Period 01 July 2020 - 30 June 2021

Description	Reference	Gross(Inc GST)	GST Rate	GST
Income				
Sales				
Property Income				
17/109 Holt Street, Eagle Farm QLD 4009				
03/08/2020	17/109 Holt Street, Eagle Farm QLD 4009	5,934.94	100%	539.54
31/08/2020	17/109 Holt Street, Eagle Farm QLD 4009	2,614.56	GST Free	0.00
31/08/2020	17/109 Holt Street, Eagle Farm QLD 4009	5,934.94	100%	539.54
28/09/2020	17/109 Holt Street, Eagle Farm QLD 4009	834.90	GST Free	0.00
28/09/2020	17/109 Holt Street, Eagle Farm QLD 4009	5,934.94	100%	539.54
02/11/2020	17/109 Holt Street, Eagle Farm QLD 4009	5,934.94	100%	539.54
30/11/2020	17/109 Holt Street, Eagle Farm QLD 4009	1,737.54	GST Free	0.00
30/11/2020	17/109 Holt Street, Eagle Farm QLD 4009	5,934.94	100%	539.54
22/12/2020	17/109 Holt Street, Eagle Farm QLD 4009	5,934.94	100%	539.54
08/02/2021	17/109 Holt Street, Eagle Farm QLD 4009	1,025.03	GST Free	0.00
08/02/2021	17/109 Holt Street, Eagle Farm QLD 4009	5,934.94	100%	539.54
01/03/2021	17/109 Holt Street, Eagle Farm QLD 4009	5,934.94	100%	539.54
29/03/2021	17/109 Holt Street, Eagle Farm QLD 4009	2,471.08	GST Free	0.00
29/03/2021	17/109 Holt Street, Eagle Farm QLD 4009	5,934.94	100%	539.54
30/04/2021	17/109 Holt Street, Eagle Farm QLD 4009	77.77	GST Free	0.00
30/04/2021	17/109 Holt Street, Eagle Farm QLD 4009	5,934.94	100%	539.54
31/05/2021	17/109 Holt Street, Eagle Farm QLD 4009	5,934.94	100%	539.54
30/06/2021	17/109 Holt Street, Eagle Farm QLD 4009	5,934.94	100%	539.54
		79,980.16		6,474.48
3/4 Florence Street, Hendon SA 5014				
14/08/2020	3/4 Florence Street, Hendon SA 5014	5.69	GST Free	0.00
11/09/2020	3/4 Florence Street, Hendon SA 5014	2,162.40	GST Free	0.00
29/10/2020	3/4 Florence Street, Hendon SA 5014	(27,737.66)	100%	(2,521.61)
29/10/2020	3/4 Florence Street, Hendon SA 5014	1.86	GST Free	0.00
29/10/2020	3/4 Florence Street, Hendon SA 5014	(0.06)	100%	(0.01)
30/10/2020	3/4 Florence Street, Hendon SA 5014	1,310.28	100%	119.12
30/10/2020	3/4 Florence Street, Hendon SA 5014	131.39	GST Free	0.00

Description		Reference	Gross(Incl GST)	GST Rate	GST
02/11/2020	3/4 Florence Street, Hendon SA 5014		3,405.16	100%	309.56
30/11/2020	3/4 Florence Street, Hendon SA 5014		4.62	GST Free	0.00
01/12/2020	3/4 Florence Street, Hendon SA 5014		3,405.16	100%	309.56
31/12/2020	3/4 Florence Street, Hendon SA 5014		1,389.25	GST Free	0.00
04/01/2021	3/4 Florence Street, Hendon SA 5014		3,405.16	100%	309.56
01/02/2021	3/4 Florence Street, Hendon SA 5014		3,405.16	100%	309.56
01/03/2021	3/4 Florence Street, Hendon SA 5014		1,394.80	GST Free	0.00
01/03/2021	3/4 Florence Street, Hendon SA 5014		3,405.16	100%	309.56
01/04/2021	3/4 Florence Street, Hendon SA 5014		3,405.16	100%	309.56
03/05/2021	3/4 Florence Street, Hendon SA 5014		3,405.16	100%	309.56
01/06/2021	3/4 Florence Street, Hendon SA 5014		1,392.90	GST Free	0.00
01/06/2021	3/4 Florence Street, Hendon SA 5014		3,405.16	100%	309.56
			7,296.75		73.98
5/16 Farrow Circuit, Seaford SA 5169					
08/07/2020	5/16 Farrow Circuit, Seaford SA 5169		599.70	100%	54.52
16/07/2020	5/16 Farrow Circuit, Seaford SA 5169		600.00	100%	54.55
20/07/2020	5/16 Farrow Circuit, Seaford SA 5169		600.00	100%	54.55
23/07/2020	5/16 Farrow Circuit, Seaford SA 5169		600.00	100%	54.55
07/08/2020	5/16 Farrow Circuit, Seaford SA 5169		650.00	100%	59.09
11/08/2020	5/16 Farrow Circuit, Seaford SA 5169		650.00	100%	59.09
20/08/2020	5/16 Farrow Circuit, Seaford SA 5169		650.00	100%	59.09
27/08/2020	5/16 Farrow Circuit, Seaford SA 5169		650.00	100%	59.09
11/09/2020	5/16 Farrow Circuit, Seaford SA 5169		675.00	100%	61.36
17/09/2020	5/16 Farrow Circuit, Seaford SA 5169		675.00	100%	61.36
22/09/2020	5/16 Farrow Circuit, Seaford SA 5169		675.00	100%	61.36
25/09/2020	5/16 Farrow Circuit, Seaford SA 5169		675.00	100%	61.36
12/10/2020	5/16 Farrow Circuit, Seaford SA 5169		575.00	100%	52.27
15/10/2020	5/16 Farrow Circuit, Seaford SA 5169		575.00	100%	52.27
22/10/2020	5/16 Farrow Circuit, Seaford SA 5169		575.00	100%	52.27
30/10/2020	5/16 Farrow Circuit, Seaford SA 5169		575.00	100%	52.27
19/11/2020	5/16 Farrow Circuit, Seaford SA 5169		635.00	100%	57.73
20/11/2020	5/16 Farrow Circuit, Seaford SA 5169		635.00	100%	57.73
01/12/2020	5/16 Farrow Circuit, Seaford SA 5169		635.00	100%	57.73
08/12/2020	5/16 Farrow Circuit, Seaford SA 5169		635.00	100%	57.73

Description	Reference	Gross(Inc GST)	GST Rate	GST
14/12/2020	5/16 Farrow Circuit, Seaford SA 5169	615.00	100%	55.91
16/12/2020	5/16 Farrow Circuit, Seaford SA 5169	615.00	100%	55.91
18/12/2020	5/16 Farrow Circuit, Seaford SA 5169	615.00	100%	55.91
06/01/2021	5/16 Farrow Circuit, Seaford SA 5169	615.00	100%	55.91
13/01/2021	5/16 Farrow Circuit, Seaford SA 5169	600.00	100%	54.55
14/01/2021	5/16 Farrow Circuit, Seaford SA 5169	600.00	100%	54.55
20/01/2021	5/16 Farrow Circuit, Seaford SA 5169	600.00	100%	54.55
28/01/2021	5/16 Farrow Circuit, Seaford SA 5169	600.00	100%	54.55
10/02/2021	5/16 Farrow Circuit, Seaford SA 5169	650.00	100%	59.09
10/02/2021	5/16 Farrow Circuit, Seaford SA 5169	184.00	100%	16.73
17/02/2021	5/16 Farrow Circuit, Seaford SA 5169	650.00	100%	59.09
25/02/2021	5/16 Farrow Circuit, Seaford SA 5169	650.00	100%	59.09
12/03/2021	5/16 Farrow Circuit, Seaford SA 5169	650.00	100%	59.09
16/03/2021	5/16 Farrow Circuit, Seaford SA 5169	615.00	100%	55.91
19/03/2021	5/16 Farrow Circuit, Seaford SA 5169	615.00	100%	55.91
07/04/2021	5/16 Farrow Circuit, Seaford SA 5169	615.00	100%	55.91
09/04/2021	5/16 Farrow Circuit, Seaford SA 5169	615.00	100%	55.91
22/04/2021	5/16 Farrow Circuit, Seaford SA 5169	592.00	100%	53.82
26/04/2021	5/16 Farrow Circuit, Seaford SA 5169	592.00	100%	53.82
06/05/2021	5/16 Farrow Circuit, Seaford SA 5169	592.00	100%	53.82
11/05/2021	5/16 Farrow Circuit, Seaford SA 5169	592.00	100%	53.82
18/05/2021	5/16 Farrow Circuit, Seaford SA 5169	490.16	100%	44.56
18/05/2021	5/16 Farrow Circuit, Seaford SA 5169	159.84	GST Free	0.00
25/05/2021	5/16 Farrow Circuit, Seaford SA 5169	650.00	GST Free	0.00
07/06/2021	5/16 Farrow Circuit, Seaford SA 5169	650.00	GST Free	0.00
10/06/2021	5/16 Farrow Circuit, Seaford SA 5169	650.00	GST Free	0.00
28/06/2021	5/16 Farrow Circuit, Seaford SA 5169	620.00	GST Free	0.00
29/06/2021	5/16 Farrow Circuit, Seaford SA 5169	1,240.00	GST Free	0.00
30/06/2021	5/16 Farrow Circuit, Seaford SA 5169	617.32	100%	56.12
		30,089.02		2,374.50
7/27 Lindsay Road, Lonsdale SA 5160				
14/08/2020	7/27 Lindsay Road, Lonsdale SA 5160	709.17	GST Free	0.00
11/09/2020	7/27 Lindsay Road, Lonsdale SA 5160	366.35	GST Free	0.00
25/09/2020	7/27 Lindsay Road, Lonsdale SA 5160	163.03	GST Free	0.00

Description	Reference	Gross(Inc GST)	GST Rate	GST
30/10/2020	7/27 Lindsay Road, Lonsdale SA 5160	146.70	GST Free	0.00
02/11/2020	7/27 Lindsay Road, Lonsdale SA 5160	3,664.84	100%	333.17
01/12/2020	7/27 Lindsay Road, Lonsdale SA 5160	706.95	GST Free	0.00
04/01/2021	7/27 Lindsay Road, Lonsdale SA 5160	3,664.84	100%	333.17
26/02/2021	7/27 Lindsay Road, Lonsdale SA 5160	146.10	GST Free	0.00
01/03/2021	7/27 Lindsay Road, Lonsdale SA 5160	3,664.84	100%	333.17
01/03/2021	7/27 Lindsay Road, Lonsdale SA 5160	706.95	GST Free	0.00
30/04/2021	7/27 Lindsay Road, Lonsdale SA 5160	143.33	GST Free	0.00
03/05/2021	7/27 Lindsay Road, Lonsdale SA 5160	3,664.84	100%	333.17
01/06/2021	7/27 Lindsay Road, Lonsdale SA 5160	706.95	GST Free	0.00
30/06/2021	7/27 Lindsay Road, Lonsdale SA 5160	7,329.67	100%	666.33
		<u>25,784.56</u>		<u>1,999.01</u>
8/27 Lindsay Road, Lonsdale SA 5160				
14/08/2020	8/27 Lindsay Road, Lonsdale SA 5160	684.42	GST Free	0.00
11/09/2020	8/27 Lindsay Road, Lonsdale SA 5160	366.35	GST Free	0.00
25/09/2020	8/27 Lindsay Road, Lonsdale SA 5160	169.85	GST Free	0.00
30/10/2020	8/27 Lindsay Road, Lonsdale SA 5160	152.86	GST Free	0.00
01/12/2020	8/27 Lindsay Road, Lonsdale SA 5160	3,664.84	100%	333.17
01/12/2020	8/27 Lindsay Road, Lonsdale SA 5160	682.20	GST Free	0.00
01/02/2021	8/27 Lindsay Road, Lonsdale SA 5160	3,664.84	100%	333.17
26/02/2021	8/27 Lindsay Road, Lonsdale SA 5160	159.98	GST Free	0.00
01/03/2021	8/27 Lindsay Road, Lonsdale SA 5160	682.20	GST Free	0.00
01/04/2021	8/27 Lindsay Road, Lonsdale SA 5160	3,664.84	100%	333.17
30/04/2021	8/27 Lindsay Road, Lonsdale SA 5160	151.65	GST Free	0.00
01/06/2021	8/27 Lindsay Road, Lonsdale SA 5160	3,664.84	100%	333.17
01/06/2021	8/27 Lindsay Road, Lonsdale SA 5160	682.20	GST Free	0.00
30/06/2021	8/27 Lindsay Road, Lonsdale SA 5160	7,329.65	100%	666.33
		<u>25,720.72</u>		<u>1,999.01</u>
		<u>168,871.21</u>		<u>12,920.98</u>
Total Sales	G1	<u>168,871.21</u>		
Total GST collected on Sales	1A			<u>12,920.98</u>
Expenses				
Capital Purchases				
Total Capital Purchases	G10	<u>0.00</u>		

Description	Reference	Gross(Inc GST)	GST Rate	GST
Non Capital Purchases				
ASIC Fees				
ASIC Fees				
22/01/2021	ASIC Fees	273.00	GST Free	0.00
		<u>273.00</u>		<u>0.00</u>
		273.00		0.00
Property Expenses - Council Rates				
17/109 Holt Street, Eagle Farm QLD 4009				
05/08/2020	17/109 Holt Street, Eagle Farm QLD 4009	834.90	GST Free	0.00
01/10/2020	17/109 Holt Street, Eagle Farm QLD 4009	834.90	GST Free	0.00
04/01/2021	17/109 Holt Street, Eagle Farm QLD 4009	805.65	GST Free	0.00
01/04/2021	17/109 Holt Street, Eagle Farm QLD 4009	834.90	GST Free	0.00
		<u>3,310.35</u>		<u>0.00</u>
3/4 Florence Street, Hendon SA 5014				
21/09/2020	3/4 Florence Street, Hendon SA 5014	1,173.00	GST Free	0.00
01/12/2020	3/4 Florence Street, Hendon SA 5014	1,173.00	GST Free	0.00
01/03/2021	3/4 Florence Street, Hendon SA 5014	1,173.00	GST Free	0.00
01/06/2021	3/4 Florence Street, Hendon SA 5014	1,171.10	GST Free	0.00
		<u>4,690.10</u>		<u>0.00</u>
5/16 Farrow Circuit, Seaford SA 5169				
01/09/2020	5/16 Farrow Circuit, Seaford SA 5169	402.62	GST Free	
01/12/2020	5/16 Farrow Circuit, Seaford SA 5169	399.00	GST Free	
01/03/2021	5/16 Farrow Circuit, Seaford SA 5169	399.00	GST Free	
01/06/2021	5/16 Farrow Circuit, Seaford SA 5169	399.00	GST Free	
		<u>1,599.62</u>		<u>0.00</u>
7/27 Lindsay Road, Lonsdale SA 5160				
01/09/2020	7/27 Lindsay Road, Lonsdale SA 5160	407.22	GST Free	0.00
01/12/2020	7/27 Lindsay Road, Lonsdale SA 5160	405.00	GST Free	0.00
01/03/2021	7/27 Lindsay Road, Lonsdale SA 5160	405.00	GST Free	0.00
01/06/2021	7/27 Lindsay Road, Lonsdale SA 5160	405.00	GST Free	0.00
		<u>1,622.22</u>		<u>0.00</u>
8/27 Lindsay Road, Lonsdale SA 5160				
01/09/2020	8/27 Lindsay Road, Lonsdale SA 5160	407.22	GST Free	0.00
01/12/2020	8/27 Lindsay Road, Lonsdale SA 5160	405.00	GST Free	0.00

Description	Reference	Gross(Inc GST)	GST Rate	GST
01/03/2021	8/27 Lindsay Road, Lonsdale SA 5160	405.00	GST Free	0.00
01/06/2021	8/27 Lindsay Road, Lonsdale SA 5160	405.00	GST Free	0.00
		1,622.22		0.00
		12,844.51		0.00

Property Expenses - Insurance Premium

3/4 Florence Street, Hendon SA 5014

28/09/2020	3/4 Florence Street, Hendon SA 5014	886.28	100%	80.57
28/09/2020	3/4 Florence Street, Hendon SA 5014	88.72	GST Free	0.00
14/10/2020	3/4 Florence Street, Hendon SA 5014	424.01	100%	38.55
14/10/2020	3/4 Florence Street, Hendon SA 5014	42.67	GST Free	0.00
		1,441.68		119.12

7/27 Lindsay Road, Lonsdale SA 5160

17/07/2020	7/27 Lindsay Road, Lonsdale SA 5160	223.73	100%	20.34
18/08/2020	7/27 Lindsay Road, Lonsdale SA 5160	223.73	100%	20.34
17/09/2020	7/27 Lindsay Road, Lonsdale SA 5160	223.73	100%	20.34
19/10/2020	7/27 Lindsay Road, Lonsdale SA 5160	223.73	100%	20.34
17/11/2020	7/27 Lindsay Road, Lonsdale SA 5160	223.73	100%	20.34
17/12/2020	7/27 Lindsay Road, Lonsdale SA 5160	223.73	100%	20.34
19/01/2021	7/27 Lindsay Road, Lonsdale SA 5160	331.35	100%	30.12
17/02/2021	7/27 Lindsay Road, Lonsdale SA 5160	199.26	100%	18.11
17/03/2021	7/27 Lindsay Road, Lonsdale SA 5160	199.26	100%	18.11
19/04/2021	7/27 Lindsay Road, Lonsdale SA 5160	199.26	100%	18.11
20/05/2021	7/27 Lindsay Road, Lonsdale SA 5160	199.26	100%	18.11
17/06/2021	7/27 Lindsay Road, Lonsdale SA 5160	199.26	100%	18.11
		2,670.03		242.71
		4,111.71		361.83

Property Expenses - Interest on Loans

17/109 Holt Street, Eagle Farm QLD 4009

16/07/2020	17/109 Holt Street, Eagle Farm QLD 4009	3,594.07	GST Free	0.00
16/07/2020	17/109 Holt Street, Eagle Farm QLD 4009	30.00	GST Free	0.00
16/08/2020	17/109 Holt Street, Eagle Farm QLD 4009	3,711.40	GST Free	0.00
16/08/2020	17/109 Holt Street, Eagle Farm QLD 4009	30.00	GST Free	0.00
16/09/2020	17/109 Holt Street, Eagle Farm QLD 4009	3,712.29	GST Free	0.00
16/09/2020	17/109 Holt Street, Eagle Farm QLD 4009	30.00	GST Free	0.00

Description	Reference	Gross(Inc GST)	GST Rate	GST
16/10/2020	17/109 Holt Street, Eagle Farm QLD 4009	3,592.08	GST Free	0.00
16/10/2020	17/109 Holt Street, Eagle Farm QLD 4009	30.00	GST Free	0.00
16/11/2020	17/109 Holt Street, Eagle Farm QLD 4009	3,710.69	GST Free	0.00
16/11/2020	17/109 Holt Street, Eagle Farm QLD 4009	30.00	GST Free	0.00
16/12/2020	17/109 Holt Street, Eagle Farm QLD 4009	3,590.53	GST Free	0.00
16/12/2020	17/109 Holt Street, Eagle Farm QLD 4009	30.00	GST Free	0.00
16/01/2021	17/109 Holt Street, Eagle Farm QLD 4009	3,713.32	GST Free	0.00
16/01/2021	17/109 Holt Street, Eagle Farm QLD 4009	30.00	GST Free	0.00
16/02/2021	17/109 Holt Street, Eagle Farm QLD 4009	3,718.78	GST Free	0.00
16/02/2021	17/109 Holt Street, Eagle Farm QLD 4009	30.00	GST Free	0.00
16/03/2021	17/109 Holt Street, Eagle Farm QLD 4009	3,358.51	GST Free	0.00
16/03/2021	17/109 Holt Street, Eagle Farm QLD 4009	30.00	GST Free	0.00
16/04/2021	17/109 Holt Street, Eagle Farm QLD 4009	3,715.93	GST Free	0.00
16/04/2021	17/109 Holt Street, Eagle Farm QLD 4009	30.00	GST Free	0.00
16/05/2021	17/109 Holt Street, Eagle Farm QLD 4009	3,594.27	GST Free	0.00
16/05/2021	17/109 Holt Street, Eagle Farm QLD 4009	30.00	GST Free	0.00
16/06/2021	17/109 Holt Street, Eagle Farm QLD 4009	3,714.37	GST Free	0.00
16/06/2021	17/109 Holt Street, Eagle Farm QLD 4009	30.00	GST Free	0.00
		44,086.24		0.00
3/4 Florence Street, Hendon SA 5014				
31/07/2020	3/4 Florence Street, Hendon SA 5014	520.15	GST Free	0.00
31/08/2020	3/4 Florence Street, Hendon SA 5014	516.37	GST Free	0.00
30/09/2020	3/4 Florence Street, Hendon SA 5014	496.64	GST Free	0.00
30/09/2020	3/4 Florence Street, Hendon SA 5014	120.00	GST Free	0.00
30/10/2020	3/4 Florence Street, Hendon SA 5014	493.14	GST Free	0.00
30/11/2020	3/4 Florence Street, Hendon SA 5014	505.98	GST Free	0.00
31/12/2020	3/4 Florence Street, Hendon SA 5014	502.50	GST Free	0.00
31/12/2020	3/4 Florence Street, Hendon SA 5014	120.00	GST Free	0.00
29/01/2021	3/4 Florence Street, Hendon SA 5014	466.87	GST Free	0.00
26/02/2021	3/4 Florence Street, Hendon SA 5014	447.76	GST Free	0.00
31/03/2021	3/4 Florence Street, Hendon SA 5014	357.17	GST Free	0.00
31/03/2021	3/4 Florence Street, Hendon SA 5014	120.00	GST Free	0.00
30/04/2021	3/4 Florence Street, Hendon SA 5014	192.18	GST Free	0.00
31/05/2021	3/4 Florence Street, Hendon SA 5014	165.72	GST Free	0.00

Description	Reference	Gross(Incl GST)	GST Rate	GST
30/06/2021	3/4 Florence Street, Hendon SA 5014	120.00	GST Free	0.00
30/06/2021	3/4 Florence Street, Hendon SA 5014	88.68	GST Free	0.00
		5,233.16		0.00
		49,319.40		0.00

Property Expenses - Land Tax

3/4 Florence Street, Hendon SA 5014

22/09/2020	3/4 Florence Street, Hendon SA 5014	773.15	GST Free	0.00
		773.15		0.00

5/16 Farrow Circuit, Seaford SA 5169

22/09/2020	5/16 Farrow Circuit, Seaford SA 5169	359.90	GST Free	
		359.90		0.00

7/27 Lindsay Road, Lonsdale SA 5160

22/09/2020	7/27 Lindsay Road, Lonsdale SA 5160	366.35	GST Free	0.00
		366.35		0.00

8/27 Lindsay Road, Lonsdale SA 5160

22/09/2020	8/27 Lindsay Road, Lonsdale SA 5160	366.35	GST Free	0.00
		366.35		0.00
		1,865.75		0.00

Property Expenses - Repairs Maintenance

17/109 Holt Street, Eagle Farm QLD 4009

25/03/2021	17/109 Holt Street, Eagle Farm QLD 4009	231.00	100%	21.00
		231.00		21.00

5/16 Farrow Circuit, Seaford SA 5169

02/11/2020	5/16 Farrow Circuit, Seaford SA 5169	236.50	100%	21.50
22/01/2021	5/16 Farrow Circuit, Seaford SA 5169	1,298.00	100%	118.00
16/04/2021	5/16 Farrow Circuit, Seaford SA 5169	367.00	100%	33.36
		1,901.50		172.86
		2,132.50		193.86

Property Expenses - Strata Levy Fees

17/109 Holt Street, Eagle Farm QLD 4009

01/09/2020	17/109 Holt Street, Eagle Farm QLD 4009	1,567.75	GST Free	0.00
01/12/2020	17/109 Holt Street, Eagle Farm QLD 4009	1,521.52	GST Free	0.00
01/04/2021	17/109 Holt Street, Eagle Farm QLD 4009	1,636.18	GST Free	0.00
		4,725.45		0.00

Description	Reference	Gross(Incl GST)	GST Rate	GST
5/16 Farrow Circuit, Seaford SA 5169				
01/07/2020	5/16 Farrow Circuit, Seaford SA 5169	265.50	GST Free	
01/10/2020	5/16 Farrow Circuit, Seaford SA 5169	265.50	GST Free	
04/01/2021	5/16 Farrow Circuit, Seaford SA 5169	265.50	GST Free	
01/04/2021	5/16 Farrow Circuit, Seaford SA 5169	265.50	GST Free	
		1,062.00		0.00
7/27 Lindsay Road, Lonsdale SA 5160				
31/07/2020	7/27 Lindsay Road, Lonsdale SA 5160	301.95	GST Free	0.00
02/11/2020	7/27 Lindsay Road, Lonsdale SA 5160	301.95	GST Free	0.00
01/02/2021	7/27 Lindsay Road, Lonsdale SA 5160	301.95	GST Free	0.00
03/05/2021	7/27 Lindsay Road, Lonsdale SA 5160	301.95	GST Free	0.00
		1,207.80		0.00
8/27 Lindsay Road, Lonsdale SA 5160				
31/07/2020	8/27 Lindsay Road, Lonsdale SA 5160	277.20	GST Free	0.00
02/11/2020	8/27 Lindsay Road, Lonsdale SA 5160	277.20	GST Free	0.00
01/02/2021	8/27 Lindsay Road, Lonsdale SA 5160	277.20	GST Free	0.00
03/05/2021	8/27 Lindsay Road, Lonsdale SA 5160	277.20	GST Free	0.00
		1,108.80		0.00
		8,104.05		0.00
Property Expenses - Water Rates				
17/109 Holt Street, Eagle Farm QLD 4009				
21/08/2020	17/109 Holt Street, Eagle Farm QLD 4009	211.91	GST Free	0.00
27/11/2020	17/109 Holt Street, Eagle Farm QLD 4009	216.02	GST Free	0.00
12/02/2021	17/109 Holt Street, Eagle Farm QLD 4009	219.38	GST Free	0.00
21/04/2021	17/109 Holt Street, Eagle Farm QLD 4009	77.77	GST Free	0.00
		725.08		0.00
3/4 Florence Street, Hendon SA 5014				
21/08/2020	3/4 Florence Street, Hendon SA 5014	5.69	GST Free	0.00
21/08/2020	3/4 Florence Street, Hendon SA 5014	216.25	GST Free	0.00
20/11/2020	3/4 Florence Street, Hendon SA 5014	216.25	GST Free	0.00
20/11/2020	3/4 Florence Street, Hendon SA 5014	4.62	GST Free	0.00
19/02/2021	3/4 Florence Street, Hendon SA 5014	5.55	GST Free	0.00
19/02/2021	3/4 Florence Street, Hendon SA 5014	216.25	GST Free	0.00
21/05/2021	3/4 Florence Street, Hendon SA 5014	5.55	GST Free	0.00

Description	Reference	Gross(Inc GST)	GST Rate	GST
21/05/2021 3/4 Florence Street, Hendon SA 5014		216.25	GST Free	0.00
		<u>886.41</u>		<u>0.00</u>
5/16 Farrow Circuit, Seaford SA 5169				
02/10/2020 5/16 Farrow Circuit, Seaford SA 5169		155.42	GST Free	
06/01/2021 5/16 Farrow Circuit, Seaford SA 5169		173.85	GST Free	
06/04/2021 5/16 Farrow Circuit, Seaford SA 5169		165.53	GST Free	
		<u>494.80</u>		<u>0.00</u>
7/27 Lindsay Road, Lonsdale SA 5160				
02/10/2020 7/27 Lindsay Road, Lonsdale SA 5160		146.70	GST Free	0.00
06/01/2021 7/27 Lindsay Road, Lonsdale SA 5160		146.10	GST Free	0.00
06/04/2021 7/27 Lindsay Road, Lonsdale SA 5160		143.33	GST Free	0.00
		<u>436.13</u>		<u>0.00</u>
8/27 Lindsay Road, Lonsdale SA 5160				
23/09/2020 8/27 Lindsay Road, Lonsdale SA 5160		152.86	GST Free	0.00
06/01/2021 8/27 Lindsay Road, Lonsdale SA 5160		159.98	GST Free	0.00
06/04/2021 8/27 Lindsay Road, Lonsdale SA 5160		151.65	GST Free	0.00
		<u>464.49</u>		<u>0.00</u>
		<u>3,006.91</u>		<u>0.00</u>
Total Non Capital Purchases	G11	<u>81,657.83</u>		
Total GST Paid on Purchases	1B			<u>555.69</u>

BAS Summary

Total Sales	G1	168,871.21	Total GST Collected on Sales	1A	12,920.98
Total Capital Purchases	G10	0.00	Total GST Paid on Purchases	1B	555.69
Total Non Capital Purchases	G11	81,657.83	GST Payable / (Refundable)		12,365.29



Australian Government
Australian Taxation Office

Agent PDK FINANCIAL SYNERGY PTY LTD
Client THE TRUSTEE FOR CROSSLEY STEPHENSON SUPERANNUATION FUND
ABN 24 718 507 814
TFN 929 119 949

Activity statement 001

Tax type summary

Income tax year	2021
Period	01 July 2020 - 30 June 2021
Type	Goods & Services Tax
Balance	\$14,660.00 DR

Transactions

Processed date	Effective date	Description	Debit (DR)	Credit (CR)	Balance
09/10/2020	25/11/2020	Original Activity Statement for the period ending 30 Sep 20 - GST	\$3,388.00		\$3,388.00 DR
29/01/2021	02/03/2021	Original Activity Statement for the period ending 31 Dec 20 - GST	\$3,853.00		\$7,241.00 DR
09/04/2021	26/05/2021	Original Activity Statement for the period ending 31 Mar 21 - GST	\$3,909.00		\$11,150.00 DR
10/07/2021	25/08/2021	Original Activity Statement for the period ending 30 Jun 21 - GST	\$3,510.00		\$14,660.00 DR



Australian Government
Australian Taxation Office

Agent PDK FINANCIAL SYNERGY PTY LTD
Client THE TRUSTEE FOR CROSSLEY STEPHENSON SUPERANNUATION FUND
ABN 24 718 507 814

Print activity statement

Account	Period	Document ID	GST accounting method
Activity statement – 001 – THE TRUSTEE FOR CROSSLEY STEPHENSON SUPERANNUATION FUND	Jul 2020 – Sep 2020	44256842424	Cash
Receipt ID	2089319211		
Date lodged	09 October 2020		
Payment due date	25 November 2020		

Statement summary

Description	Reported Value	Owed to ATO	Owed by ATO
Goods and services tax (GST)			
1A Owed to ATO		\$4,172.00	
1B Owed by ATO			\$784.00
G1 Total sales	\$63,906.00		
Does this include GST?	Yes		
PAYG income tax instalment			
5A Owed to ATO		\$3,462.00	
5B Owed by ATO			\$0.00
T7 Instalment amount – Based on the notional tax \$ 13,851.50 from the 2019 assessment.	\$3,462.00		
T8 Estimated tax for year	\$0.00		
T9 Varied amount payable for quarter	\$0.00		
T4 Reason for variation			

Amount owing to ATO

\$6,850.00

BPAY®



Biller code 75556
Ref 247185078140560

Telephone and Internet Banking - BPAY®

Contact your bank or financial institution to make this payment from your cheque, savings, debit or credit card account.
For more information see www.bpay.com.au

Australia Post

Payment can be made in person at Australia Post outlets with cash, cheque or money order using the barcode below.

Payment reference number
247185078140560



*171 247185078140560



Australian Government
Australian Taxation Office

Agent PDK FINANCIAL SYNERGY PTY LTD
Client THE TRUSTEE FOR CROSSLEY STEPHENSON SUPERANNUATION FUND
ABN 24 718 507 814

Print activity statement

Account	Period	Document ID	GST accounting method
Activity statement – 001 – THE TRUSTEE FOR CROSSLEY STEPHENSON SUPERANNUATION FUND	Oct 2020 – Dec 2020	45219478667	Cash
Receipt ID	5070875522		
Date lodged	29 January 2021		
Payment due date	02 March 2021		

Statement summary

Description	Reported Value	Owed to ATO	Owed by ATO
Goods and services tax (GST)			
1A Owed to ATO		\$4,204.00	
1B Owed by ATO			\$351.00
G1 Total sales	\$60,711.00		
Does this include GST?	Yes		
PAYG income tax instalment			
5A Owed to ATO		\$4,749.00	
5B Owed by ATO			\$0.00
T7 Instalment amount – Based on the notional tax \$ 16,425.10 from the 2020 assessment.	\$4,749.00		
T8 Estimated tax for year	\$0.00		
T9 Varied amount payable for quarter	\$0.00		
T4 Reason for variation			

Amount owing to ATO

\$8,602.00

BPAY®



Biller code 75556
Ref 247185078140560

Telephone and Internet Banking - BPAY®

Contact your bank or financial institution to make this payment from your cheque, savings, debit or credit card account.
For more information see www.bpay.com.au

Australia Post

Payment can be made in person at Australia Post outlets with cash, cheque or money order using the barcode below.

Payment reference number
247185078140560



*171 247185078140560



Australian Government
Australian Taxation Office

Agent PDK FINANCIAL SYNERGY PTY LTD
Client THE TRUSTEE FOR CROSSLEY STEPHENSON SUPERANNUATION FUND
ABN 24 718 507 814

Print activity statement

Account	Period	Document ID	GST accounting method
Activity statement – 001 – THE TRUSTEE FOR CROSSLEY STEPHENSON SUPERANNUATION FUND	Jan 2021 – Mar 2021	45378739297	Cash
Receipt ID	8649770491		
Date lodged	09 April 2021		
Payment due date	26 May 2021		

Statement summary

Description	Reported Value	Owed to ATO	Owed by ATO
Goods and services tax (GST)			
1A Owed to ATO		\$4,122.00	
1B Owed by ATO			\$213.00
G1 Total sales	\$60,771.00		
Does this include GST?	Yes		
PAYG income tax instalment			
5A Owed to ATO		\$4,106.00	
5B Owed by ATO			\$0.00
T7 Instalment amount – Based on the notional tax \$ 16,425.10 from the 2020 assessment.	\$4,106.00		
T8 Estimated tax for year	\$0.00		
T9 Varied amount payable for quarter	\$0.00		
T4 Reason for variation			

Amount owing to ATO

\$8,015.00

BPAY®



Biller code 75556
Ref 247185078140560

Telephone and Internet Banking - BPAY®

Contact your bank or financial institution to make this payment from your cheque, savings, debit or credit card account.
For more information see www.bpay.com.au

Australia Post

Payment can be made in person at Australia Post outlets with cash, cheque or money order using the barcode below.

Payment reference number
247185078140560



*171 247185078140560



Australian Government
Australian Taxation Office

Agent PDK FINANCIAL SYNERGY PTY LTD
Client THE TRUSTEE FOR CROSSLEY STEPHENSON SUPERANNUATION FUND
ABN 24 718 507 814

Print activity statement

Account	Period	Document ID	GST accounting method
Activity statement – 001 – THE TRUSTEE FOR CROSSLEY STEPHENSON SUPERANNUATION FUND	Apr 2021 – Jun 2021	45541800880	Cash
Receipt ID	3693798264		
Date lodged	10 July 2021		
Payment due date	25 August 2021		

Statement summary

Description	Reported Value	Owed to ATO	Owed by ATO
Goods and services tax (GST)			
1A Owed to ATO		\$3,658.00	
1B Owed by ATO			\$148.00
G1 Total sales	\$52,754.00		
Does this include GST?	Yes		
PAYG income tax instalment			
5A Owed to ATO		\$4,106.00	
5B Owed by ATO			\$0.00
T7 Instalment amount – Based on the notional tax \$ 16,425.10 from the 2020 assessment.	\$4,106.00		
T8 Estimated tax for year	\$0.00		
T9 Varied amount payable for quarter	\$0.00		
T4 Reason for variation			

Amount owing to ATO

\$7,616.00

BPAY®



Biller code 75556
Ref 247185078140560

Telephone and Internet Banking - BPAY®

Contact your bank or financial institution to make this payment from your cheque, savings, debit or credit card account.
For more information see www.bpay.com.au

Australia Post

Payment can be made in person at Australia Post outlets with cash, cheque or money order using the barcode below.

Payment reference number
247185078140560



*171 247185078140560

WORK PAPERS 2021

**GST Reconciliation
Summary of BAS
Cash Basis**

	GST COLLECTED	GST PAID	PAYG WHHLDG	PAYG INSTAL.	NET GST AMOUNT	NET amount
Sep-20	4172	784		3462	3388	6850
Dec-20	4204	351		4749	3853	8602
Mar-21	4122	213		4106	3909	8015
Jun-21	3658	148		4106	3510	7616
	16156	1496	0	16423	14660	31083
BGL(accrual)	12,920.99	555.7			12,365.29	

Diff

other adjustments

accounting and audit fees - gst not claimable	660.00
no GST on life insurance premiums	267.73
minor/rounding	0.00

927.73

GST reconciliation

Jun 21 BAS	3,510.00 Cr
GST overclaimed	927.73
C/F bal from 2020	5,841.27
GST on rent debtors	1,928.32
Other/Rounding	0.00

A/C 84000 **12,207.32 Cr**



Activity statement 001

Date generated	20/07/2021
Overdue	\$0.00
Not yet due	\$7,616.00 DR
Balance	\$7,616.00 DR

Transactions

9 results found - from **01 July 2020** to **20 July 2021** sorted by **processed date** ordered **newest to oldest**

Processed date	Effective date	Description	Debit (DR)	Credit (CR)	Balance
10 Jul 2021	25 Aug 2021	Original Activity Statement for the period ending 30 Jun 21	\$7,616.00		\$7,616.00 DR
10 Jul 2021	25 Aug 2021	- GST	\$3,510.00		
10 Jul 2021	25 Aug 2021	- PAYG Instalments	\$4,106.00		
27 May 2021	26 May 2021	Payment received		\$8,015.00	\$0.00
9 Apr 2021	26 May 2021	Original Activity Statement for the period ending 31 Mar 21	\$8,015.00		\$8,015.00 DR
9 Apr 2021	26 May 2021	- GST	\$3,909.00		
9 Apr 2021	26 May 2021	- PAYG Instalments	\$4,106.00		
3 Mar 2021	2 Mar 2021	Payment received		\$8,602.00	\$0.00
29 Jan 2021	2 Mar 2021	Original Activity Statement for the period ending 31 Dec 20	\$8,602.00		\$8,602.00 DR
29 Jan 2021	2 Mar 2021	- GST	\$3,853.00		
29 Jan 2021	2 Mar 2021	- PAYG Instalments	\$4,749.00		
26 Nov 2020	25 Nov 2020	Payment received		\$6,850.00	\$0.00
9 Oct 2020	25 Nov 2020	Original Activity Statement for the period ending 30 Sep 20	\$6,850.00		\$6,850.00 DR
9 Oct 2020	25 Nov 2020	- GST	\$3,388.00		
9 Oct 2020	25 Nov 2020	- PAYG Instalments	\$3,462.00		
26 Aug 2020	25 Aug 2020	Payment received		\$7,023.00	\$0.00
10 Jul 2020	25 Aug 2020	Original Activity Statement for the period ending 30 Jun 20	\$7,023.00		\$7,023.00 DR
10 Jul 2020	25 Aug 2020	- GST	\$3,387.00		
10 Jul 2020	25 Aug 2020	- PAYG Instalments	\$3,636.00		

85000 - Income Tax Payable/Refundable

2021 Financial Year

Preparer Kelly Fu

Reviewer Kelly Fu

Status Completed

Account Code	Description	CY Balance	LY Balance	Change
85000	Income Tax Payable/Refundable	\$11,046.89	(\$1,882.10)	(686.94)%
TOTAL		CY Balance	LY Balance	
		\$11,046.89	(\$1,882.10)	

Supporting Documents

- Statement of Taxable Income [Report](#)
- Tax Reconciliation Report [Report](#)
- 85000 - ATO ITA 2021.pdf
- 85000 - Total PAYGI paid 2021.pdf

Standard Checklist

- Attach Actuarial Certificate (if applicable)
- Attach any other Tax reconciliations
- Attach copy of Exempt Pension Reconciliation (if applicable)
- Attach copy of Non Deductible Expense Reconciliation (if applicable)
- Attach copy of Statement of Taxable Income
- Attach copy of Tax Reconciliation Report
- Confirm Transactions in ATO Portal

Crossley Stephenson Superannuation Fund

Statement of Taxable Income

For the year ended 30 June 2021

	2021
	\$
Benefits accrued as a result of operations	207,716.24
Less	
Increase in MV of investments	140,678.62
Non Taxable Contributions	10,412.64
Tax Adjustment - Capital Works Expenditure (D1)	28,256.00
	<u>179,347.26</u>
Add	
Other Non Deductible Expenses	7,499.08
Franking Credits	4.84
	<u>7,503.92</u>
SMSF Annual Return Rounding	0.10
	<u>35,873.00</u>
Taxable Income or Loss	<u>35,873.00</u>
Income Tax on Taxable Income or Loss	5,380.95
Less	
Franking Credits	4.84
	<u>5,376.11</u>
CURRENT TAX OR REFUND	<u>5,376.11</u>
Supervisory Levy	259.00
Income Tax Instalments Paid	(16,423.00)
AMOUNT DUE OR REFUNDABLE	<u>(10,787.89)</u>

Crossley Stephenson Superannuation Fund

Tax Reconciliation Report

For the year ended 30 June 2021

Tax Return Label	Date	Account Code	Account Name	Amount \$
B - Income - Gross rent and other leasing and hiring income				
	08/07/2020	28000/STUCROSS31	5/16 Farrow Circuit, Seaford SA 5169	545.18
	16/07/2020	28000/STUCROSS31	5/16 Farrow Circuit, Seaford SA 5169	545.45
	20/07/2020	28000/STUCROSS31	5/16 Farrow Circuit, Seaford SA 5169	545.45
	23/07/2020	28000/STUCROSS31	5/16 Farrow Circuit, Seaford SA 5169	545.45
	03/08/2020	28000/CSSF_EAGALFAR M	17/109 Holt Street, Eagle Farm QLD 4009	5,395.40
	07/08/2020	28000/STUCROSS31	5/16 Farrow Circuit, Seaford SA 5169	590.91
	11/08/2020	28000/STUCROSS31	5/16 Farrow Circuit, Seaford SA 5169	590.91
	14/08/2020	28000/CSSFHENDON	3/4 Florence Street, Hendon SA 5014	5.69
	14/08/2020	28000/STUCROSS11	7/27 Lindsay Road, Lonsdale SA 5160	709.17
	14/08/2020	28000/STUCROSS21	8/27 Lindsay Road, Lonsdale SA 5160	684.42
	20/08/2020	28000/STUCROSS31	5/16 Farrow Circuit, Seaford SA 5169	590.91
	27/08/2020	28000/STUCROSS31	5/16 Farrow Circuit, Seaford SA 5169	590.91
	31/08/2020	28000/CSSF_EAGALFAR M	17/109 Holt Street, Eagle Farm QLD 4009	2,614.56
	31/08/2020	28000/CSSF_EAGALFAR M	17/109 Holt Street, Eagle Farm QLD 4009	5,395.40
	11/09/2020	28000/STUCROSS31	5/16 Farrow Circuit, Seaford SA 5169	613.64
	11/09/2020	28000/CSSFHENDON	3/4 Florence Street, Hendon SA 5014	2,162.40
	11/09/2020	28000/STUCROSS11	7/27 Lindsay Road, Lonsdale SA 5160	366.35
	11/09/2020	28000/STUCROSS21	8/27 Lindsay Road, Lonsdale SA 5160	366.35
	17/09/2020	28000/STUCROSS31	5/16 Farrow Circuit, Seaford SA 5169	613.64
	22/09/2020	28000/STUCROSS31	5/16 Farrow Circuit, Seaford SA 5169	613.64
	25/09/2020	28000/STUCROSS31	5/16 Farrow Circuit, Seaford SA 5169	613.64
	25/09/2020	28000/STUCROSS11	7/27 Lindsay Road, Lonsdale SA 5160	163.03
	25/09/2020	28000/STUCROSS21	8/27 Lindsay Road, Lonsdale SA 5160	169.85
	28/09/2020	28000/CSSF_EAGALFAR M	17/109 Holt Street, Eagle Farm QLD 4009	834.90
	28/09/2020	28000/CSSF_EAGALFAR M	17/109 Holt Street, Eagle Farm QLD 4009	5,395.40
	12/10/2020	28000/STUCROSS31	5/16 Farrow Circuit, Seaford SA 5169	522.73
	15/10/2020	28000/STUCROSS31	5/16 Farrow Circuit, Seaford SA 5169	522.73
	22/10/2020	28000/STUCROSS31	5/16 Farrow Circuit, Seaford SA 5169	522.73
	29/10/2020	28000/CSSFHENDON	3/4 Florence Street, Hendon SA 5014	(25,216.05)
	29/10/2020	28000/CSSFHENDON	3/4 Florence Street, Hendon SA 5014	1.86
	29/10/2020	28000/CSSFHENDON	3/4 Florence Street, Hendon SA 5014	(0.05)
	30/10/2020	28000/STUCROSS31	5/16 Farrow Circuit, Seaford SA 5169	522.73
	30/10/2020	28000/STUCROSS11	7/27 Lindsay Road, Lonsdale SA 5160	146.70
	30/10/2020	28000/STUCROSS21	8/27 Lindsay Road, Lonsdale SA 5160	152.86
	30/10/2020	28000/CSSFHENDON	3/4 Florence Street, Hendon SA 5014	1,191.16
	30/10/2020	28000/CSSFHENDON	3/4 Florence Street, Hendon SA 5014	131.39
	02/11/2020	28000/CSSFHENDON	3/4 Florence Street, Hendon SA 5014	3,095.60
	02/11/2020	28000/STUCROSS11	7/27 Lindsay Road, Lonsdale SA	3,331.67

Crossley Stephenson Superannuation Fund

Tax Reconciliation Report

For the year ended 30 June 2021

Tax Return Label	Date	Account Code	Account Name	Amount \$
B - Income - Gross rent and other leasing and hiring income				
			5160	
	02/11/2020	28000/CSSF_EAGALFAR M	17/109 Holt Street, Eagle Farm QLD 4009	5,395.40
	19/11/2020	28000/STUCROSS31	5/16 Farrow Circuit, Seaford SA 5169	577.27
	20/11/2020	28000/STUCROSS31	5/16 Farrow Circuit, Seaford SA 5169	577.27
	30/11/2020	28000/CSSFHENDON	3/4 Florence Street, Hendon SA 5014	4.62
	30/11/2020	28000/CSSF_EAGALFAR M	17/109 Holt Street, Eagle Farm QLD 4009	1,737.54
	30/11/2020	28000/CSSF_EAGALFAR M	17/109 Holt Street, Eagle Farm QLD 4009	5,395.40
	01/12/2020	28000/STUCROSS31	5/16 Farrow Circuit, Seaford SA 5169	577.27
	01/12/2020	28000/CSSFHENDON	3/4 Florence Street, Hendon SA 5014	3,095.60
	01/12/2020	28000/STUCROSS21	8/27 Lindsay Road, Lonsdale SA 5160	3,331.67
	01/12/2020	28000/STUCROSS11	7/27 Lindsay Road, Lonsdale SA 5160	706.95
	01/12/2020	28000/STUCROSS21	8/27 Lindsay Road, Lonsdale SA 5160	682.20
	08/12/2020	28000/STUCROSS31	5/16 Farrow Circuit, Seaford SA 5169	577.27
	14/12/2020	28000/STUCROSS31	5/16 Farrow Circuit, Seaford SA 5169	559.09
	16/12/2020	28000/STUCROSS31	5/16 Farrow Circuit, Seaford SA 5169	559.09
	18/12/2020	28000/STUCROSS31	5/16 Farrow Circuit, Seaford SA 5169	559.09
	22/12/2020	28000/CSSF_EAGALFAR M	17/109 Holt Street, Eagle Farm QLD 4009	5,395.40
	31/12/2020	28000/CSSFHENDON	3/4 Florence Street, Hendon SA 5014	1,389.25
	04/01/2021	28000/CSSFHENDON	3/4 Florence Street, Hendon SA 5014	3,095.60
	04/01/2021	28000/STUCROSS11	7/27 Lindsay Road, Lonsdale SA 5160	3,331.67
	06/01/2021	28000/STUCROSS31	5/16 Farrow Circuit, Seaford SA 5169	559.09
	13/01/2021	28000/STUCROSS31	5/16 Farrow Circuit, Seaford SA 5169	545.45
	14/01/2021	28000/STUCROSS31	5/16 Farrow Circuit, Seaford SA 5169	545.45
	20/01/2021	28000/STUCROSS31	5/16 Farrow Circuit, Seaford SA 5169	545.45
	28/01/2021	28000/STUCROSS31	5/16 Farrow Circuit, Seaford SA 5169	545.45
	01/02/2021	28000/CSSFHENDON	3/4 Florence Street, Hendon SA 5014	3,095.60
	01/02/2021	28000/STUCROSS21	8/27 Lindsay Road, Lonsdale SA 5160	3,331.67
	08/02/2021	28000/CSSF_EAGALFAR M	17/109 Holt Street, Eagle Farm QLD 4009	1,025.03
	08/02/2021	28000/CSSF_EAGALFAR M	17/109 Holt Street, Eagle Farm QLD 4009	5,395.40
	10/02/2021	28000/STUCROSS31	5/16 Farrow Circuit, Seaford SA 5169	590.91
	10/02/2021	28000/STUCROSS31	5/16 Farrow Circuit, Seaford SA 5169	167.27
	17/02/2021	28000/STUCROSS31	5/16 Farrow Circuit, Seaford SA 5169	590.91
	25/02/2021	28000/STUCROSS31	5/16 Farrow Circuit, Seaford SA 5169	590.91
	26/02/2021	28000/STUCROSS11	7/27 Lindsay Road, Lonsdale SA 5160	146.10
	26/02/2021	28000/STUCROSS21	8/27 Lindsay Road, Lonsdale SA 5160	159.98
	01/03/2021	28000/CSSFHENDON	3/4 Florence Street, Hendon SA 5014	1,394.80
	01/03/2021	28000/CSSFHENDON	3/4 Florence Street, Hendon SA 5014	3,095.60
	01/03/2021	28000/STUCROSS11	7/27 Lindsay Road, Lonsdale SA 5160	3,331.67

Crossley Stephenson Superannuation Fund

Tax Reconciliation Report

For the year ended 30 June 2021

Tax Return Label	Date	Account Code	Account Name	Amount \$
B - Income - Gross rent and other leasing and hiring income				
	01/03/2021	28000/STUCROSS11	7/27 Lindsay Road, Lonsdale SA 5160	706.95
	01/03/2021	28000/STUCROSS21	8/27 Lindsay Road, Lonsdale SA 5160	682.20
	01/03/2021	28000/CSSF_EAGALFAR M	17/109 Holt Street, Eagle Farm QLD 4009	5,395.40
	12/03/2021	28000/STUCROSS31	5/16 Farrow Circuit, Seaford SA 5169	590.91
	16/03/2021	28000/STUCROSS31	5/16 Farrow Circuit, Seaford SA 5169	559.09
	19/03/2021	28000/STUCROSS31	5/16 Farrow Circuit, Seaford SA 5169	559.09
	29/03/2021	28000/CSSF_EAGALFAR M	17/109 Holt Street, Eagle Farm QLD 4009	2,471.08
	29/03/2021	28000/CSSF_EAGALFAR M	17/109 Holt Street, Eagle Farm QLD 4009	5,395.40
	01/04/2021	28000/CSSFHENDON	3/4 Florence Street, Hendon SA 5014	3,095.60
	01/04/2021	28000/STUCROSS21	8/27 Lindsay Road, Lonsdale SA 5160	3,331.67
	07/04/2021	28000/STUCROSS31	5/16 Farrow Circuit, Seaford SA 5169	559.09
	09/04/2021	28000/STUCROSS31	5/16 Farrow Circuit, Seaford SA 5169	559.09
	22/04/2021	28000/STUCROSS31	5/16 Farrow Circuit, Seaford SA 5169	538.18
	26/04/2021	28000/STUCROSS31	5/16 Farrow Circuit, Seaford SA 5169	538.18
	30/04/2021	28000/STUCROSS11	7/27 Lindsay Road, Lonsdale SA 5160	143.33
	30/04/2021	28000/STUCROSS21	8/27 Lindsay Road, Lonsdale SA 5160	151.65
	30/04/2021	28000/CSSF_EAGALFAR M	17/109 Holt Street, Eagle Farm QLD 4009	77.77
	30/04/2021	28000/CSSF_EAGALFAR M	17/109 Holt Street, Eagle Farm QLD 4009	5,395.40
	03/05/2021	28000/STUCROSS11	7/27 Lindsay Road, Lonsdale SA 5160	3,331.67
	03/05/2021	28000/CSSFHENDON	3/4 Florence Street, Hendon SA 5014	3,095.60
	06/05/2021	28000/STUCROSS31	5/16 Farrow Circuit, Seaford SA 5169	538.18
	11/05/2021	28000/STUCROSS31	5/16 Farrow Circuit, Seaford SA 5169	538.18
	18/05/2021	28000/STUCROSS31	5/16 Farrow Circuit, Seaford SA 5169	445.60
	18/05/2021	28000/STUCROSS31	5/16 Farrow Circuit, Seaford SA 5169	159.84
	25/05/2021	28000/STUCROSS31	5/16 Farrow Circuit, Seaford SA 5169	650.00
	31/05/2021	28000/CSSF_EAGALFAR M	17/109 Holt Street, Eagle Farm QLD 4009	5,395.40
	01/06/2021	28000/CSSFHENDON	3/4 Florence Street, Hendon SA 5014	1,392.90
	01/06/2021	28000/STUCROSS21	8/27 Lindsay Road, Lonsdale SA 5160	3,331.67
	01/06/2021	28000/STUCROSS11	7/27 Lindsay Road, Lonsdale SA 5160	706.95
	01/06/2021	28000/STUCROSS21	8/27 Lindsay Road, Lonsdale SA 5160	682.20
	01/06/2021	28000/CSSFHENDON	3/4 Florence Street, Hendon SA 5014	3,095.60
	07/06/2021	28000/STUCROSS31	5/16 Farrow Circuit, Seaford SA 5169	650.00
	10/06/2021	28000/STUCROSS31	5/16 Farrow Circuit, Seaford SA 5169	650.00
	28/06/2021	28000/STUCROSS31	5/16 Farrow Circuit, Seaford SA 5169	620.00
	29/06/2021	28000/STUCROSS31	5/16 Farrow Circuit, Seaford SA 5169	1,240.00
	30/06/2021	28000/CSSF_EAGALFAR M	17/109 Holt Street, Eagle Farm QLD 4009	5,395.40
	30/06/2021	28000/STUCROSS11	7/27 Lindsay Road, Lonsdale SA	6,663.34

Crossley Stephenson Superannuation Fund

Tax Reconciliation Report

For the year ended 30 June 2021

Tax Return Label	Date	Account Code	Account Name	Amount \$
B - Income - Gross rent and other leasing and hiring income				
			5160	
	30/06/2021	28000/STUCROSS21	8/27 Lindsay Road, Lonsdale SA 5160	6,663.32
	30/06/2021	28000/STUCROSS31	5/16 Farrow Circuit, Seaford SA 5169	561.20
Sub-Total				155,950.23
Ignore Cents				0.23
Total				155,950.00
C - Income - Gross interest				
	31/07/2020	25000/WBC291829	Westpac DIY Super Working Account ***1829	0.17
	31/07/2020	25000/Westpac DIY Super Sa	Westpac DIY Super Savings Account ***1810	0.20
	31/08/2020	25000/WBC291829	Westpac DIY Super Working Account ***1829	0.22
	31/08/2020	25000/Westpac DIY Super Sa	Westpac DIY Super Savings Account ***1810	0.49
	30/09/2020	25000/WBC291829	Westpac DIY Super Working Account ***1829	0.22
	30/09/2020	25000/Westpac DIY Super Sa	Westpac DIY Super Savings Account ***1810	0.81
	30/10/2020	25000/WBC291829	Westpac DIY Super Working Account ***1829	0.10
	30/10/2020	25000/Westpac DIY Super Sa	Westpac DIY Super Savings Account ***1810	1.45
	30/11/2020	25000/WBC291829	Westpac DIY Super Working Account ***1829	0.15
	30/11/2020	25000/Westpac DIY Super Sa	Westpac DIY Super Savings Account ***1810	1.63
	31/12/2020	25000/WBC291829	Westpac DIY Super Working Account ***1829	0.12
	31/12/2020	25000/Westpac DIY Super Sa	Westpac DIY Super Savings Account ***1810	2.04
	29/01/2021	25000/WBC291829	Westpac DIY Super Working Account ***1829	0.14
	29/01/2021	25000/Westpac DIY Super Sa	Westpac DIY Super Savings Account ***1810	2.12
	26/02/2021	25000/WBC291829	Westpac DIY Super Working Account ***1829	0.19
	26/02/2021	25000/Westpac DIY Super Sa	Westpac DIY Super Savings Account ***1810	2.14
	31/03/2021	25000/WBC291829	Westpac DIY Super Working Account ***1829	0.16
	31/03/2021	25000/Westpac DIY Super Sa	Westpac DIY Super Savings Account ***1810	1.25
	30/04/2021	25000/WBC291829	Westpac DIY Super Working Account ***1829	0.12
	30/04/2021	25000/Westpac DIY Super Sa	Westpac DIY Super Savings Account ***1810	0.21
	31/05/2021	25000/WBC291829	Westpac DIY Super Working Account ***1829	0.15
	31/05/2021	25000/Westpac DIY Super Sa	Westpac DIY Super Savings Account ***1810	0.03
	30/06/2021	25000/Westpac DIY Super Sa	Westpac DIY Super Savings Account ***1810	0.01
	30/06/2021	25000/WBC291829	Westpac DIY Super Working Account ***1829	0.07

Crossley Stephenson Superannuation Fund

Tax Reconciliation Report

For the year ended 30 June 2021

Tax Return Label	Date	Account Code	Account Name	Amount \$
C - Income - Gross interest				
Sub-Total				14.19
Ignore Cents				0.19
Total				14.00
K - Franked dividend amount				
	30/09/2020	23900/ANZ.AX	Australia And New Zealand Banking Group Limited	1.50
	16/12/2020	23900/ANZ.AX	Australia And New Zealand Banking Group Limited	2.10
	18/12/2020	23900/WBC.AX	Westpac Banking Corporation	2.48
	25/06/2021	23900/WBC.AX	Westpac Banking Corporation	5.22
Sub-Total				11.30
Ignore Cents				0.30
Total				11.00
L - Income - Dividend franking credit				
	30/09/2020	23900/ANZ.AX	Australia And New Zealand Banking Group Limited	0.64
	16/12/2020	23900/ANZ.AX	Australia And New Zealand Banking Group Limited	0.90
	18/12/2020	23900/WBC.AX	Westpac Banking Corporation	1.06
	25/06/2021	23900/WBC.AX	Westpac Banking Corporation	2.24
Sub-Total				4.84
Ignore Cents				0.84
Total				4.00
R1 - Assessable employer contributions				
	08/07/2020	24200/STESHA00001A	(Contributions) Stephenson, Sharon - Accumulation (Accumulation)	517.66
	21/07/2020	24200/CROSTU00001A	(Contributions) Crossley, Stuart - Accumulation (Accumulation)	2,501.25
	29/07/2020	24200/STESHA00001A	(Contributions) Stephenson, Sharon - Accumulation (Accumulation)	62.70
	31/08/2020	24200/CROSTU00001A	(Contributions) Crossley, Stuart - Accumulation (Accumulation)	2,154.20
	01/09/2020	24200/STESHA00001A	(Contributions) Stephenson, Sharon - Accumulation (Accumulation)	66.98
	02/09/2020	24200/STESHA00001A	(Contributions) Stephenson, Sharon - Accumulation (Accumulation)	136.15
	14/09/2020	24200/STESHA00001A	(Contributions) Stephenson, Sharon - Accumulation (Accumulation)	144.24
	28/09/2020	24200/CROSTU00001A	(Contributions) Crossley, Stuart - Accumulation (Accumulation)	2,501.25
	12/10/2020	24200/STESHA00001A	(Contributions) Stephenson, Sharon - Accumulation (Accumulation)	152.33
	13/10/2020	24200/STESHA00001A	(Contributions) Stephenson, Sharon - Accumulation (Accumulation)	285.00
	13/10/2020	24200/STESHA00001A	(Contributions) Stephenson, Sharon - Accumulation (Accumulation)	427.50
	11/11/2020	24200/STESHA00001A	(Contributions) Stephenson, Sharon - Accumulation (Accumulation)	204.90
	24/11/2020	24200/CROSTU00001A	(Contributions) Crossley, Stuart - Accumulation (Accumulation)	2,501.34
	07/12/2020	24200/STESHA00001A	(Contributions) Stephenson, Sharon - Accumulation (Accumulation)	150.98

Crossley Stephenson Superannuation Fund

Tax Reconciliation Report

For the year ended 30 June 2021

Tax Return Label	Date	Account Code	Account Name	Amount \$
R1 - Assessable employer contributions				
	18/01/2021	24200/STESHA00001A	(Contributions) Stephenson, Sharon - Accumulation (Accumulation)	75.49
	25/01/2021	24200/CROSTU00001A	(Contributions) Crossley, Stuart - Accumulation (Accumulation)	2,501.34
	27/01/2021	24200/STESHA00001A	(Contributions) Stephenson, Sharon - Accumulation (Accumulation)	79.80
	02/02/2021	24200/STESHA00001A	(Contributions) Stephenson, Sharon - Accumulation (Accumulation)	71.25
	24/02/2021	24200/STESHA00001A	(Contributions) Stephenson, Sharon - Accumulation (Accumulation)	75.49
	15/03/2021	24200/STESHA00001A	(Contributions) Stephenson, Sharon - Accumulation (Accumulation)	146.94
	22/03/2021	24200/CROSTU00001A	(Contributions) Crossley, Stuart - Accumulation (Accumulation)	2,501.34
	31/03/2021	24200/STESHA00001A	(Contributions) Stephenson, Sharon - Accumulation (Accumulation)	74.10
	28/04/2021	24200/STESHA00001A	(Contributions) Stephenson, Sharon - Accumulation (Accumulation)	146.94
	24/05/2021	24200/CROSTU00001A	(Contributions) Crossley, Stuart - Accumulation (Accumulation)	2,561.66
	25/05/2021	24200/STESHA00001A	(Contributions) Stephenson, Sharon - Accumulation (Accumulation)	223.78
	26/05/2021	24200/STESHA00001A	(Contributions) Stephenson, Sharon - Accumulation (Accumulation)	112.58
	08/06/2021	24200/STESHA00001A	(Contributions) Stephenson, Sharon - Accumulation (Accumulation)	148.29
	09/06/2021	24200/STESHA00001A	(Contributions) Stephenson, Sharon - Accumulation (Accumulation)	65.55
	16/06/2021	24200/STESHA00001A	(Contributions) Stephenson, Sharon - Accumulation (Accumulation)	79.80
	21/06/2021	24200/CROSTU00001A	(Contributions) Crossley, Stuart - Accumulation (Accumulation)	2,561.66
Sub-Total				23,232.49
Ignore Cents				0.49
Total				23,232.00
R - Assessable contributions (R1 plus R2 plus R3 less R6)				
			Assessable employer contributions	23,232.49
Sub-Total				23,232.49
Ignore Cents				0.49
Total				23,232.00
W - GROSS INCOME (Sum of labels A to U)				
				179,211.00
Sub-Total				179,211.00
Ignore Cents				0.00
Total				179,211.00
V - TOTAL ASSESSABLE INCOME (W less Y)				
				179,211.00
Sub-Total				179,211.00
Ignore Cents				0.00
Total				179,211.00
A1 - Expenses - Interest expenses within Australia				

Crossley Stephenson Superannuation Fund

Tax Reconciliation Report

For the year ended 30 June 2021

Tax Return Label	Date	Account Code	Account Name	Amount \$
A1 - Expenses - Interest expenses within Australia				
	16/07/2020	42010/CSSF_EAGALFAR M	17/109 Holt Street, Eagle Farm QLD 4009	3,594.07
	16/07/2020	42010/CSSF_EAGALFAR M	17/109 Holt Street, Eagle Farm QLD 4009	30.00
	31/07/2020	42010/CSSFHENDON	3/4 Florence Street, Hendon SA 5014	520.15
	16/08/2020	42010/CSSF_EAGALFAR M	17/109 Holt Street, Eagle Farm QLD 4009	3,711.40
	16/08/2020	42010/CSSF_EAGALFAR M	17/109 Holt Street, Eagle Farm QLD 4009	30.00
	31/08/2020	42010/CSSFHENDON	3/4 Florence Street, Hendon SA 5014	516.37
	16/09/2020	42010/CSSF_EAGALFAR M	17/109 Holt Street, Eagle Farm QLD 4009	3,712.29
	16/09/2020	42010/CSSF_EAGALFAR M	17/109 Holt Street, Eagle Farm QLD 4009	30.00
	30/09/2020	42010/CSSFHENDON	3/4 Florence Street, Hendon SA 5014	496.64
	30/09/2020	42010/CSSFHENDON	3/4 Florence Street, Hendon SA 5014	120.00
	16/10/2020	42010/CSSF_EAGALFAR M	17/109 Holt Street, Eagle Farm QLD 4009	3,592.08
	16/10/2020	42010/CSSF_EAGALFAR M	17/109 Holt Street, Eagle Farm QLD 4009	30.00
	30/10/2020	42010/CSSFHENDON	3/4 Florence Street, Hendon SA 5014	493.14
	16/11/2020	42010/CSSF_EAGALFAR M	17/109 Holt Street, Eagle Farm QLD 4009	3,710.69
	16/11/2020	42010/CSSF_EAGALFAR M	17/109 Holt Street, Eagle Farm QLD 4009	30.00
	30/11/2020	42010/CSSFHENDON	3/4 Florence Street, Hendon SA 5014	505.98
	16/12/2020	42010/CSSF_EAGALFAR M	17/109 Holt Street, Eagle Farm QLD 4009	3,590.53
	16/12/2020	42010/CSSF_EAGALFAR M	17/109 Holt Street, Eagle Farm QLD 4009	30.00
	31/12/2020	42010/CSSFHENDON	3/4 Florence Street, Hendon SA 5014	502.50
	31/12/2020	42010/CSSFHENDON	3/4 Florence Street, Hendon SA 5014	120.00
	16/01/2021	42010/CSSF_EAGALFAR M	17/109 Holt Street, Eagle Farm QLD 4009	3,713.32
	16/01/2021	42010/CSSF_EAGALFAR M	17/109 Holt Street, Eagle Farm QLD 4009	30.00
	29/01/2021	42010/CSSFHENDON	3/4 Florence Street, Hendon SA 5014	466.87
	16/02/2021	42010/CSSF_EAGALFAR M	17/109 Holt Street, Eagle Farm QLD 4009	3,718.78
	16/02/2021	42010/CSSF_EAGALFAR M	17/109 Holt Street, Eagle Farm QLD 4009	30.00
	26/02/2021	42010/CSSFHENDON	3/4 Florence Street, Hendon SA 5014	447.76
	16/03/2021	42010/CSSF_EAGALFAR M	17/109 Holt Street, Eagle Farm QLD 4009	3,358.51
	16/03/2021	42010/CSSF_EAGALFAR M	17/109 Holt Street, Eagle Farm QLD 4009	30.00
	31/03/2021	42010/CSSFHENDON	3/4 Florence Street, Hendon SA 5014	357.17
	31/03/2021	42010/CSSFHENDON	3/4 Florence Street, Hendon SA 5014	120.00
	16/04/2021	42010/CSSF_EAGALFAR M	17/109 Holt Street, Eagle Farm QLD 4009	3,715.93
	16/04/2021	42010/CSSF_EAGALFAR M	17/109 Holt Street, Eagle Farm QLD 4009	30.00
	30/04/2021	42010/CSSFHENDON	3/4 Florence Street, Hendon SA 5014	192.18
	16/05/2021	42010/CSSF_EAGALFAR M	17/109 Holt Street, Eagle Farm QLD 4009	3,594.27
	16/05/2021	42010/CSSF_EAGALFAR	17/109 Holt Street, Eagle Farm QLD	30.00

Crossley Stephenson Superannuation Fund

Tax Reconciliation Report

For the year ended 30 June 2021

Tax Return Label	Date	Account Code	Account Name	Amount \$
A1 - Expenses - Interest expenses within Australia				
		M	4009	
	31/05/2021	42010/CSSFHENDON	3/4 Florence Street, Hendon SA 5014	165.72
	16/06/2021	42010/CSSF_EAGALFAR M	17/109 Holt Street, Eagle Farm QLD 4009	3,714.37
	16/06/2021	42010/CSSF_EAGALFAR M	17/109 Holt Street, Eagle Farm QLD 4009	30.00
	30/06/2021	42010/CSSFHENDON	3/4 Florence Street, Hendon SA 5014	120.00
	30/06/2021	42010/CSSFHENDON	3/4 Florence Street, Hendon SA 5014	88.68
Sub-Total				49,319.40
Ignore Cents				0.40
Total				49,319.00
D1 - Expenses - Capital works expenditure				
Tax Adjustment - Capital Works Expenditure (D1)		CSSFHENDON	3/4 Florence Street, Hendon SA 5014	6,595.00
Tax Adjustment - Capital Works Expenditure (D1)		STUCROSS11	7/27 Lindsay Road, Lonsdale SA 5160	5,455.00
Tax Adjustment - Capital Works Expenditure (D1)		STUCROSS21	8/27 Lindsay Road, Lonsdale SA 5160	5,401.00
Tax Adjustment - Capital Works Expenditure (D1)		STUCROSS31	5/16 Farrow Circuit, Seaford SA 5169	4,225.00
Tax Adjustment - Capital Works Expenditure (D1)		CSSF_EAGALFARM	17/109 Holt Street, Eagle Farm QLD 4009	6,580.00
Sub-Total				28,256.00
Ignore Cents				0.00
Total				28,256.00
E1 - Expenses - Decline in value of depreciating assets				
	30/06/2021	33400/CSSFHENDON	3/4 Florence Street, Hendon SA 5014	543.00
	30/06/2021	33400/STUCROSS11	7/27 Lindsay Road, Lonsdale SA 5160	295.00
	30/06/2021	33400/STUCROSS21	8/27 Lindsay Road, Lonsdale SA 5160	294.00
	30/06/2021	33400/STUCROSS31	5/16 Farrow Circuit, Seaford SA 5169	115.00
	30/06/2021	33400/CSSF_EAGALFAR M	17/109 Holt Street, Eagle Farm QLD 4009	20,359.00
	30/06/2021	33400/CSSFU8HWS	Hot Water System - 8/27 Lindsey Rd	48.01
	30/06/2021	33400/CROSSLEY_SOLA RSYSTEM	Solar System 3kw - Unit 8/ 27 Lindsay Rd, Lonsdale	92.76
	30/06/2021	33400/CROSSLEY_AIRCO NDITIO	Air Conditioner - Unit 7/ 27 Lindsay Rd, Lonsdale	85.64
Sub-Total				21,832.41
Ignore Cents				0.41
Total				21,832.00
F1 - Expenses - Insurance Premiums				
	13/07/2020	39000/CROSTU00001A	(Life Insurance Premiums) Crossley, Stuart - Accumulation (Accumu...	289.29
	13/08/2020	39000/CROSTU00001A	(Life Insurance Premiums) Crossley, Stuart - Accumulation (Accumu...	289.29
	14/09/2020	39000/CROSTU00001A	(Life Insurance Premiums) Crossley, Stuart - Accumulation (Accumu...	289.29
	13/10/2020	39000/CROSTU00001A	(Life Insurance Premiums) Crossley, Stuart - Accumulation (Accumu...	289.29

Crossley Stephenson Superannuation Fund

Tax Reconciliation Report

For the year ended 30 June 2021

Tax Return Label	Date	Account Code	Account Name	Amount \$
F1 - Expenses - Insurance Premiums				
	13/11/2020	39000/CROSTU00001A	(Life Insurance Premiums) Crossley, Stuart - Accumulation (Accumu...	289.29
	14/12/2020	39000/CROSTU00001A	(Life Insurance Premiums) Crossley, Stuart - Accumulation (Accumu...	289.29
	13/01/2021	39000/CROSTU00001A	(Life Insurance Premiums) Crossley, Stuart - Accumulation (Accumu...	346.72
	15/02/2021	39000/CROSTU00001A	(Life Insurance Premiums) Crossley, Stuart - Accumulation (Accumu...	346.72
	15/03/2021	39000/CROSTU00001A	(Life Insurance Premiums) Crossley, Stuart - Accumulation (Accumu...	346.72
	13/04/2021	39000/CROSTU00001A	(Life Insurance Premiums) Crossley, Stuart - Accumulation (Accumu...	346.72
	13/05/2021	39000/CROSTU00001A	(Life Insurance Premiums) Crossley, Stuart - Accumulation (Accumu...	346.72
	15/06/2021	39000/CROSTU00001A	(Life Insurance Premiums) Crossley, Stuart - Accumulation (Accumu...	346.72
	15/07/2020	39000/STESHA00001A	(Life Insurance Premiums) Stephenson, Sharon - Accumulation (Accu...	94.13
	17/08/2020	39000/STESHA00001A	(Life Insurance Premiums) Stephenson, Sharon - Accumulation (Accu...	94.13
	15/09/2020	39000/STESHA00001A	(Life Insurance Premiums) Stephenson, Sharon - Accumulation (Accu...	94.13
	15/10/2020	39000/STESHA00001A	(Life Insurance Premiums) Stephenson, Sharon - Accumulation (Accu...	94.13
	16/11/2020	39000/STESHA00001A	(Life Insurance Premiums) Stephenson, Sharon - Accumulation (Accu...	94.13
	15/12/2020	39000/STESHA00001A	(Life Insurance Premiums) Stephenson, Sharon - Accumulation (Accu...	114.63
	15/01/2021	39000/STESHA00001A	(Life Insurance Premiums) Stephenson, Sharon - Accumulation (Accu...	114.63
	15/02/2021	39000/STESHA00001A	(Life Insurance Premiums) Stephenson, Sharon - Accumulation (Accu...	114.63
	15/03/2021	39000/STESHA00001A	(Life Insurance Premiums) Stephenson, Sharon - Accumulation (Accu...	114.63
	25/03/2021	39000/STESHA00001A	(Life Insurance Premiums) Stephenson, Sharon - Accumulation (Accu...	(114.63)
Sub-Total				4,630.60
Ignore Cents				0.60
Total				4,630.00
H1 - Expenses - SMSF auditor fee				
	05/10/2020	30700	Auditor's Remuneration	1,320.00
Sub-Total				1,320.00
Ignore Cents				0.00
Total				1,320.00
I1 - Expenses - Investment expenses				
	21/09/2020	41960/CSSFHENDON	3/4 Florence Street, Hendon SA 5014	1,173.00
	01/12/2020	41960/CSSFHENDON	3/4 Florence Street, Hendon SA 5014	1,173.00

Crossley Stephenson Superannuation Fund

Tax Reconciliation Report

For the year ended 30 June 2021

Tax Return Label	Date	Account Code	Account Name	Amount \$
I1 - Expenses - Investment expenses				
	01/03/2021	41960/CSSFHENDON	3/4 Florence Street, Hendon SA 5014	1,173.00
	01/06/2021	41960/CSSFHENDON	3/4 Florence Street, Hendon SA 5014	1,171.10
	28/09/2020	41980/CSSFHENDON	3/4 Florence Street, Hendon SA 5014	805.71
	28/09/2020	41980/CSSFHENDON	3/4 Florence Street, Hendon SA 5014	88.72
	14/10/2020	41980/CSSFHENDON	3/4 Florence Street, Hendon SA 5014	385.46
	14/10/2020	41980/CSSFHENDON	3/4 Florence Street, Hendon SA 5014	42.67
	22/09/2020	42020/CSSFHENDON	3/4 Florence Street, Hendon SA 5014	773.15
	21/08/2020	42150/CSSFHENDON	3/4 Florence Street, Hendon SA 5014	5.69
	21/08/2020	42150/CSSFHENDON	3/4 Florence Street, Hendon SA 5014	216.25
	20/11/2020	42150/CSSFHENDON	3/4 Florence Street, Hendon SA 5014	216.25
	20/11/2020	42150/CSSFHENDON	3/4 Florence Street, Hendon SA 5014	4.62
	19/02/2021	42150/CSSFHENDON	3/4 Florence Street, Hendon SA 5014	5.55
	19/02/2021	42150/CSSFHENDON	3/4 Florence Street, Hendon SA 5014	216.25
	21/05/2021	42150/CSSFHENDON	3/4 Florence Street, Hendon SA 5014	5.55
	21/05/2021	42150/CSSFHENDON	3/4 Florence Street, Hendon SA 5014	216.25
	01/09/2020	41960/STUCROSS11	7/27 Lindsay Road, Lonsdale SA 5160	407.22
	01/12/2020	41960/STUCROSS11	7/27 Lindsay Road, Lonsdale SA 5160	405.00
	01/03/2021	41960/STUCROSS11	7/27 Lindsay Road, Lonsdale SA 5160	405.00
	01/06/2021	41960/STUCROSS11	7/27 Lindsay Road, Lonsdale SA 5160	405.00
	17/07/2020	41980/STUCROSS11	7/27 Lindsay Road, Lonsdale SA 5160	203.39
	18/08/2020	41980/STUCROSS11	7/27 Lindsay Road, Lonsdale SA 5160	203.39
	17/09/2020	41980/STUCROSS11	7/27 Lindsay Road, Lonsdale SA 5160	203.39
	19/10/2020	41980/STUCROSS11	7/27 Lindsay Road, Lonsdale SA 5160	203.39
	17/11/2020	41980/STUCROSS11	7/27 Lindsay Road, Lonsdale SA 5160	203.39
	17/12/2020	41980/STUCROSS11	7/27 Lindsay Road, Lonsdale SA 5160	203.39
	19/01/2021	41980/STUCROSS11	7/27 Lindsay Road, Lonsdale SA 5160	301.23
	17/02/2021	41980/STUCROSS11	7/27 Lindsay Road, Lonsdale SA 5160	181.15
	17/03/2021	41980/STUCROSS11	7/27 Lindsay Road, Lonsdale SA 5160	181.15
	19/04/2021	41980/STUCROSS11	7/27 Lindsay Road, Lonsdale SA 5160	181.15
	20/05/2021	41980/STUCROSS11	7/27 Lindsay Road, Lonsdale SA 5160	181.15
	17/06/2021	41980/STUCROSS11	7/27 Lindsay Road, Lonsdale SA 5160	181.15
	22/09/2020	42020/STUCROSS11	7/27 Lindsay Road, Lonsdale SA 5160	366.35
	31/07/2020	42100/STUCROSS11	7/27 Lindsay Road, Lonsdale SA 5160	301.95
	02/11/2020	42100/STUCROSS11	7/27 Lindsay Road, Lonsdale SA 5160	301.95
	01/02/2021	42100/STUCROSS11	7/27 Lindsay Road, Lonsdale SA 5160	301.95

Crossley Stephenson Superannuation Fund

Tax Reconciliation Report

For the year ended 30 June 2021

Tax Return Label	Date	Account Code	Account Name	Amount \$
I1 - Expenses - Investment expenses				
	03/05/2021	42100/STUCROSS11	7/27 Lindsay Road, Lonsdale SA 5160	301.95
	02/10/2020	42150/STUCROSS11	7/27 Lindsay Road, Lonsdale SA 5160	146.70
	06/01/2021	42150/STUCROSS11	7/27 Lindsay Road, Lonsdale SA 5160	146.10
	06/04/2021	42150/STUCROSS11	7/27 Lindsay Road, Lonsdale SA 5160	143.33
	01/09/2020	41960/STUCROSS21	8/27 Lindsay Road, Lonsdale SA 5160	407.22
	01/12/2020	41960/STUCROSS21	8/27 Lindsay Road, Lonsdale SA 5160	405.00
	01/03/2021	41960/STUCROSS21	8/27 Lindsay Road, Lonsdale SA 5160	405.00
	01/06/2021	41960/STUCROSS21	8/27 Lindsay Road, Lonsdale SA 5160	405.00
	22/09/2020	42020/STUCROSS21	8/27 Lindsay Road, Lonsdale SA 5160	366.35
	31/07/2020	42100/STUCROSS21	8/27 Lindsay Road, Lonsdale SA 5160	277.20
	02/11/2020	42100/STUCROSS21	8/27 Lindsay Road, Lonsdale SA 5160	277.20
	01/02/2021	42100/STUCROSS21	8/27 Lindsay Road, Lonsdale SA 5160	277.20
	03/05/2021	42100/STUCROSS21	8/27 Lindsay Road, Lonsdale SA 5160	277.20
	23/09/2020	42150/STUCROSS21	8/27 Lindsay Road, Lonsdale SA 5160	152.86
	06/01/2021	42150/STUCROSS21	8/27 Lindsay Road, Lonsdale SA 5160	159.98
	06/04/2021	42150/STUCROSS21	8/27 Lindsay Road, Lonsdale SA 5160	151.65
	01/09/2020	41960/STUCROSS31	5/16 Farrow Circuit, Seaford SA 5169	402.62
	01/12/2020	41960/STUCROSS31	5/16 Farrow Circuit, Seaford SA 5169	399.00
	01/03/2021	41960/STUCROSS31	5/16 Farrow Circuit, Seaford SA 5169	399.00
	01/06/2021	41960/STUCROSS31	5/16 Farrow Circuit, Seaford SA 5169	399.00
	22/09/2020	42020/STUCROSS31	5/16 Farrow Circuit, Seaford SA 5169	359.90
	02/11/2020	42060/STUCROSS31	5/16 Farrow Circuit, Seaford SA 5169	215.00
	22/01/2021	42060/STUCROSS31	5/16 Farrow Circuit, Seaford SA 5169	1,180.00
	16/04/2021	42060/STUCROSS31	5/16 Farrow Circuit, Seaford SA 5169	333.64
	01/07/2020	42100/STUCROSS31	5/16 Farrow Circuit, Seaford SA 5169	265.50
	01/10/2020	42100/STUCROSS31	5/16 Farrow Circuit, Seaford SA 5169	265.50
	04/01/2021	42100/STUCROSS31	5/16 Farrow Circuit, Seaford SA 5169	265.50
	01/04/2021	42100/STUCROSS31	5/16 Farrow Circuit, Seaford SA 5169	265.50
	02/10/2020	42150/STUCROSS31	5/16 Farrow Circuit, Seaford SA 5169	155.42
	06/01/2021	42150/STUCROSS31	5/16 Farrow Circuit, Seaford SA 5169	173.85
	06/04/2021	42150/STUCROSS31	5/16 Farrow Circuit, Seaford SA 5169	165.53
	05/08/2020	41960/CSSF_EAGALFAR M	17/109 Holt Street, Eagle Farm QLD 4009	834.90
	01/10/2020	41960/CSSF_EAGALFAR M	17/109 Holt Street, Eagle Farm QLD 4009	834.90
	04/01/2021	41960/CSSF_EAGALFAR M	17/109 Holt Street, Eagle Farm QLD 4009	805.65
	01/04/2021	41960/CSSF_EAGALFAR M	17/109 Holt Street, Eagle Farm QLD 4009	834.90

Crossley Stephenson Superannuation Fund

Tax Reconciliation Report

For the year ended 30 June 2021

Tax Return Label	Date	Account Code	Account Name	Amount \$
I1 - Expenses - Investment expenses				
	25/03/2021	42060/CSSF_EAGALFAR M	17/109 Holt Street, Eagle Farm QLD 4009	210.00
	01/09/2020	42100/CSSF_EAGALFAR M	17/109 Holt Street, Eagle Farm QLD 4009	1,567.75
	01/12/2020	42100/CSSF_EAGALFAR M	17/109 Holt Street, Eagle Farm QLD 4009	1,521.52
	01/04/2021	42100/CSSF_EAGALFAR M	17/109 Holt Street, Eagle Farm QLD 4009	1,636.18
	21/08/2020	42150/CSSF_EAGALFAR M	17/109 Holt Street, Eagle Farm QLD 4009	211.91
	27/11/2020	42150/CSSF_EAGALFAR M	17/109 Holt Street, Eagle Farm QLD 4009	216.02
	12/02/2021	42150/CSSF_EAGALFAR M	17/109 Holt Street, Eagle Farm QLD 4009	219.38
	21/04/2021	42150/CSSF_EAGALFAR M	17/109 Holt Street, Eagle Farm QLD 4009	77.77
Sub-Total				31,509.74
Ignore Cents				0.74
Total				31,509.00
J1 - Expenses - Management and administration expenses				
	28/09/2020	30100	Accountancy Fees	5,940.00
	22/01/2021	30800	ASIC Fees	273.00
	18/09/2020	30400	ATO Supervisory Levy	259.00
Sub-Total				6,472.00
Ignore Cents				0.00
Total				6,472.00
L2 - Expenses - Other amounts (Non-deductible)				
	18/09/2020	85000	Income Tax Payable/Refundable	1,882.10
Sub-Total				1,882.10
Ignore Cents				0.10
Total				1,882.00
N - TOTAL DEDUCTIONS				
				143,338.00
Sub-Total				143,338.00
Ignore Cents				0.00
Total				143,338.00
Y - TOTAL NON DEDUCTIBLE EXPENSES				
				1,882.00
Sub-Total				1,882.00
Ignore Cents				0.00
Total				1,882.00
O - TAXABLE INCOME OR LOSS				
				35,873.00

Crossley Stephenson Superannuation Fund

Tax Reconciliation Report

For the year ended 30 June 2021

Tax Return Label	Date	Account Code	Account Name	Amount \$
O - TAXABLE INCOME OR LOSS				
Sub-Total				35,873.00
Ignore Cents				0.00
Total				35,873.00
Z - TOTAL SMSF EXPENSES				
				145,220.00
Sub-Total				145,220.00
Ignore Cents				0.00
Total				145,220.00
A - Taxable income				
				35,873.00
Sub-Total				35,873.00
Ignore Cents				0.00
Total				35,873.00
T1 - Tax on taxable income				
				5,380.95
Sub-Total				5,380.95
Ignore Cents				0.00
Total				5,380.95
B - Gross Tax				
				5,380.95
Sub-Total				5,380.95
Ignore Cents				0.00
Total				5,380.95
T2 - SUBTOTAL				
				5,380.95
Sub-Total				5,380.95
Ignore Cents				0.00
Total				5,380.95
T3 - SUBTOTAL 2				
				5,380.95
Sub-Total				5,380.95
Ignore Cents				0.00
Total				5,380.95
E1 - Complying fund's franking credits tax offset				
	30/09/2020	23900/ANZ.AX	Australia And New Zealand Banking Group Limited	0.64
	16/12/2020	23900/ANZ.AX	Australia And New Zealand Banking Group Limited	0.90
	18/12/2020	23900/WBC.AX	Westpac Banking Corporation	1.06
	25/06/2021	23900/WBC.AX	Westpac Banking Corporation	2.24

Crossley Stephenson Superannuation Fund

Tax Reconciliation Report

For the year ended 30 June 2021

Tax Return Label	Date	Account Code	Account Name	Amount \$
E1 - Complying fund's franking credits tax offset				
Sub-Total				4.84
Ignore Cents				0.00
Total				4.84
E - Refundable tax offsets				
				4.84
Sub-Total				4.84
Ignore Cents				0.00
Total				4.84
T5 - TAX PAYABLE				
				5,376.11
Sub-Total				5,376.11
Ignore Cents				0.00
Total				5,376.11
K - PAYG instalments raised				
	25/11/2020	85000	Income Tax Payable/Refundable	3,462.00
	02/03/2021	85000	Income Tax Payable/Refundable	4,749.00
	26/05/2021	85000	Income Tax Payable/Refundable	4,106.00
	30/06/2021	85000	Income Tax Payable/Refundable	4,106.00
Sub-Total				16,423.00
Ignore Cents				0.00
Total				16,423.00
L - Supervisory levy				
				259.00
Sub-Total				259.00
Ignore Cents				0.00
Total				259.00
S - AMOUNT DUE OR REFUNDABLE				
				(10,787.89)
Sub-Total				(10,787.89)
Ignore Cents				0.00
Total				(10,787.89)



Australian Government
Australian Taxation Office

Agent PDK FINANCIAL SYNERGY PTY LTD
Client THE TRUSTEE FOR CROSSLEY STEPHENSON SUPERANNUATION FUND
ABN 24 718 507 814
TFN 929 119 949

Income tax 551

Date generated	20/07/2021
Overdue	\$0.00
Not yet due	\$0.00
Balance	\$0.00

Transactions

2 results found - from **01 July 2020** to **20 July 2021** sorted by **processed date** ordered **newest to oldest**

Processed date	Effective date	Description	Debit (DR)	Credit (CR)	Balance
28 Sep 2020	17 May 2021	Tax return Self Man Superfund - Income Tax for the period from 01 Jul 19 to 30 Jun 20	\$2,141.10		\$0.00
21 Sep 2020	18 Sep 2020	Payment received		\$2,141.10	\$2,141.10 CR



Australian Government
Australian Taxation Office

Agent PDK FINANCIAL SYNERGY PTY LTD
Client THE TRUSTEE FOR CROSSLEY STEPHENSON SUPERANNUATION FUND
ABN 24 718 507 814
TFN 929 119 949

Activity statement 001

Tax type summary

Income tax year 2021
Period 01 July 2020 - 30 June 2021
Type Pay as you go Instalments
Balance \$16,423.00 DR

Transactions

Processed date	Effective date	Description	Debit (DR)	Credit (CR)	Balance
09/10/2020	25/11/2020	Original Activity Statement for the period ending 30 Sep 20 - PAYG Instalments	\$3,462.00		\$3,462.00 DR
29/01/2021	02/03/2021	Original Activity Statement for the period ending 31 Dec 20 - PAYG Instalments	\$4,749.00		\$8,211.00 DR
09/04/2021	26/05/2021	Original Activity Statement for the period ending 31 Mar 21 - PAYG Instalments	\$4,106.00		\$12,317.00 DR
10/07/2021	25/08/2021	Original Activity Statement for the period ending 30 Jun 21 - PAYG Instalments	\$4,106.00		\$16,423.00 DR

85500 - Limited Recourse Borrowing Arrangements

2021 Financial Year

Preparer Kelly Fu

Reviewer Kelly Fu

Status Completed

Account Code	Description	CY Balance	LY Balance	Change
CSSFHENDON	Westpac Loan 4362 - 3/4 Florence Street, Hendon SA 5014	(\$22,761.21)	(\$140,372.05)	(83.79)%
CSSF_EAGALFARM	Liberty Loan 3032 - 17/109 Holt Street, Eagle Farm QLD 4009	(\$672,744.19)	(\$674,580.51)	(0.27)%
TOTAL		CY Balance	LY Balance	
		(\$695,505.40)	(\$814,952.56)	

Supporting Documents

- General Ledger [Report](#)
- 85500 - Westpac loan 2021.pdf [CSSFHENDON](#)
- 85500 - Liberty loan statements 2021.pdf [CSSF_EAGALFARM](#)

Standard Checklist

- Attach Bank Statements, Loan statements and Loan Agreements
- Attach Security/Holding Trust deed
- Copy of bare trust agreement

Crossley Stephenson Superannuation Fund

General Ledger

As at 30 June 2021

Transaction Date	Description	Units	Debit	Credit	Balance \$
Limited Recourse Borrowing Arrangements (85500)					
<u>Liberty Loan 3032 - 17/109 Holt Street, Eagle Farm QLD 4009 (CSSF EAGALFARM)</u>					
01/07/2020	Opening Balance				674,580.51 CR
16/07/2020	PAYMENT BY AUTHORITY TO SECURE FUNDING PTY LTD SECURE FUNDING P 3233032		3,826.88		670,753.63 CR
16/07/2020	Service Fee			30.00	670,783.63 CR
16/07/2020	Interest			3,594.07	674,377.70 CR
14/08/2020	PAYMENT BY AUTHORITY TO SECURE FUNDING PTY LTD SECURE FUNDING P 3233032		3,826.88		670,550.82 CR
16/08/2020	Service Fee			30.00	670,580.82 CR
16/08/2020	Interest			3,711.40	674,292.22 CR
16/09/2020	PAYMENT BY AUTHORITY TO SECURE FUNDING PTY LTD SECURE FUNDING P 3233032		3,826.88		670,465.34 CR
16/09/2020	Service Fee			30.00	670,495.34 CR
16/09/2020	Interest			3,712.29	674,207.63 CR
16/10/2020	PAYMENT BY AUTHORITY TO SECURE FUNDING PTY LTD SECURE FUNDING P 3233032		3,826.88		670,380.75 CR
16/10/2020	Service Charge			30.00	670,410.75 CR
16/10/2020	Interest			3,592.08	674,002.83 CR
16/11/2020	PAYMENT BY AUTHORITY TO SECURE FUNDING PTY LTD SECURE FUNDING P 3233032		3,826.88		670,175.95 CR
16/11/2020	Service Charge			30.00	670,205.95 CR
16/11/2020	Interest			3,710.69	673,916.64 CR
16/12/2020	PAYMENT BY AUTHORITY TO SECURE FUNDING PTY LTD SECURE FUNDING P 3233032		3,826.88		670,089.76 CR
16/12/2020	Service Charge			30.00	670,119.76 CR
16/12/2020	Interest			3,590.53	673,710.29 CR
15/01/2021	PAYMENT BY AUTHORITY TO SECURE FUNDING PTY LTD SECURE FUNDING P 3233032		3,826.88		669,883.41 CR
16/01/2021	Service Charge			30.00	669,913.41 CR
16/01/2021	Interest			3,713.32	673,626.73 CR
16/02/2021	PAYMENT BY AUTHORITY TO SECURE FUNDING PTY LTD SECURE FUNDING P 3233032		3,826.88		669,799.85 CR
16/02/2021	Service Charge			30.00	669,829.85 CR
16/02/2021	Interest			3,718.78	673,548.63 CR
16/03/2021	PAYMENT BY AUTHORITY TO SECURE FUNDING PTY LTD SECURE FUNDING P 3233032		3,826.88		669,721.75 CR
16/03/2021	Service Charge			30.00	669,751.75 CR
16/03/2021	Interest			3,358.51	673,110.26 CR
16/04/2021	PAYMENT BY AUTHORITY TO SECURE FUNDING PTY LTD SECURE FUNDING P 3233032		3,826.88		669,283.38 CR
16/04/2021	Service Charge			30.00	669,313.38 CR
16/04/2021	Interest			3,715.93	673,029.31 CR
14/05/2021	PAYMENT BY AUTHORITY TO SECURE FUNDING PTY LTD SECURE FUNDING P 3233032		3,826.88		669,202.43 CR
16/05/2021	Service Charge			30.00	669,232.43 CR

Crossley Stephenson Superannuation Fund

General Ledger

As at 30 June 2021

Transaction Date	Description	Units	Debit	Credit	Balance \$
16/05/2021	Interest			3,594.27	672,826.70 CR
16/06/2021	PAYMENT BY AUTHORITY TO SECURE FUNDING PTY LTD SECURE FUNDING P 3233032		3,826.88		668,999.82 CR
16/06/2021	Service Charge			30.00	669,029.82 CR
16/06/2021	Interest			3,714.37	672,744.19 CR
			45,922.56	44,086.24	672,744.19 CR
<u>Westpac Loan 4362 - 3/4 Florence Street, Hendon SA 5014 (CSSFHENDON)</u>					
01/07/2020	Opening Balance				140,372.05 CR
13/07/2020	WITHDRAWAL ONLINE 1457553 PYMT SMSF Unit SMSFLoan364362		1,487.00		138,885.05 CR
31/07/2020	INTEREST			520.15	139,405.20 CR
12/08/2020	WITHDRAWAL ONLINE 1482189 PYMT SMSF Unit SMSFLoan364362		1,487.00		137,918.20 CR
31/08/2020	INTEREST			516.37	138,434.57 CR
14/09/2020	WITHDRAWAL ONLINE 1324716 PYMT SMSF Unit SMSFLoan364362		1,487.00		136,947.57 CR
30/09/2020	LOAN SERVICE FEE			120.00	137,067.57 CR
30/09/2020	INTEREST			496.64	137,564.21 CR
12/10/2020	WITHDRAWAL ONLINE 1543135 PYMT SMSF Unit SMSFLoan364362		1,487.00		136,077.21 CR
30/10/2020	INTEREST			493.14	136,570.35 CR
12/11/2020	WITHDRAWAL ONLINE 1437969 PYMT SMSF Unit SMSFLoan364362		1,487.00		135,083.35 CR
30/11/2020	INTEREST			505.98	135,589.33 CR
14/12/2020	WITHDRAWAL ONLINE 1425997 PYMT SMSF Unit SMSFLoan364362		1,487.00		134,102.33 CR
31/12/2020	LOAN SERVICE FEE			120.00	134,222.33 CR
31/12/2020	INTEREST			502.50	134,724.83 CR
12/01/2021	WITHDRAWAL ONLINE 1528469 PYMT SMSF Unit SMSFLoan364362		1,487.00		133,237.83 CR
29/01/2021	INTEREST			466.87	133,704.70 CR
12/02/2021	WITHDRAWAL ONLINE 1666454 PYMT SMSF Unit SMSFLoan364362		1,487.00		132,217.70 CR
26/02/2021	INTEREST			447.76	132,665.46 CR
08/03/2021	WITHDRAWAL ONLINE 1615210 TFR Business Lo Transfer Funds		60,000.00		72,665.46 CR
12/03/2021	WITHDRAWAL ONLINE 1514871 PYMT SMSF Unit SMSFLoan364362		1,487.00		71,178.46 CR
31/03/2021	LOAN SERVICE FEE			120.00	71,298.46 CR
31/03/2021	INTEREST			357.17	71,655.63 CR
09/04/2021	WITHDRAWAL ONLINE 1331031 TFR Business Lo Transfer of Funds		25,000.00		46,655.63 CR
12/04/2021	WITHDRAWAL ONLINE 1457634 PYMT SMSF Unit SMSFLoan364362		1,487.00		45,168.63 CR
30/04/2021	INTEREST			192.18	45,360.81 CR
12/05/2021	WITHDRAWAL ONLINE 1672117 PYMT SMSF Unit SMSFLoan364362		1,487.00		43,873.81 CR
31/05/2021	INTEREST			165.72	44,039.53 CR
02/06/2021	WITHDRAWAL ONLINE 1782227 TFR Business Lo Transfer of Funds		20,000.00		24,039.53 CR
14/06/2021	WITHDRAWAL ONLINE 1351802 PYMT SMSF Unit SMSFLoan364362		1,487.00		22,552.53 CR
30/06/2021	INTEREST			88.68	22,641.21 CR
30/06/2021	LOAN SERVICE FEE			120.00	22,761.21 CR
			122,844.00	5,233.16	22,761.21 CR

Total Debits: 168,766.56

Total Credits: 49,319.40

Copy of statement No 10

Page 2 of 4

Business Loan

035-055 36-4362

DETAILS OF YOUR ACCOUNT
 FROM LAST STATEMENT DATED 29 MAR 2021 TO 26 JUL 2021

DATE	DESCRIPTION OF TRANSACTION	DEBIT	CREDIT	BALANCE
02JUN	DEPOSIT ONLINE 2782228 TFR Westpac DIY Transfer of Funds		20000.00	-24039.53
14JUN	DEPOSIT ONLINE 2351813 PYMT SM Super F SMSFLoan364362		1487.00	-22552.53
30JUN	LOAN SERVICE FEE	120.00		-22672.53
30JUN	INTEREST	88.68		-22761.21
02JUL	DEPOSIT ONLINE 2229060 TFR Westpac DIY Payout of Loan		22806.68	45.47
26JUL	LOAN SERVICE FEE	40.00		5.47
26JUL	INTEREST	5.47		0.00
26JUL	CLOSING BALANCE			0.00

Remember, if you have a card, always keep your passcode (PIN) secret - don't tell anyone or let them see it. Never write your passcode on your card or on anything that could be lost or stolen. If you do need to record a reminder, you must make every effort to disguise it. You may be liable for losses if you don't protect your passcode. To help you learn how you can protect your card against unauthorised transactions, you can find more information at westpac.com.au/dispute. If you are a business customer, please go to westpac.com.au/businessdispute

STATEMENT NO. 10 PAGE 2 OF 4



Westpac Banking Corporation ABN 33 007 457 141.

Duplicate Statement

Copy of statement No 10

Page 1 of 4

Business Loan

MR S J K CROSSLEY
11 THE PROMENADE
CAMP HILL QLD 4152

(035-055/5055)
ACCOUNT NO.
36-4362

*

WEST LAKES SA

ACCOUNT NAME

MR STUART JAMES KAY CROSSLEY & MISS SHARON LEE STEPHENSON
ATF CROSSLEY STEPHENSON SUPERANNUATION FUND

CUSTOMER NUMBER

37774708 CROSSLEY, STUART JAMES KAY
73672488 STEPHENSON, SHARON LEE

ACCOUNT ENQUIRIES

Call Westpac Telephone Banking
8am - 8pm 7 days
132 142 within Australia
+61 2 9293 9262 if calling from overseas

* ACCOUNT SUMMARY *

OPENING BALANCE	TOTAL CREDITS	TOTAL DEBITS	CLOSING BALANCE
- \$71178.46	\$72267.68	\$1089.22	\$0.00

DETAILS OF YOUR ACCOUNT

FROM LAST STATEMENT DATED 29 MAR 2021 TO 26 JUL 2021

DATE	DESCRIPTION OF TRANSACTION	DEBIT	CREDIT	BALANCE
2021	STATEMENT OPENING BALANCE			-71178.46
31MAR	LOAN SERVICE FEE	120.00		-71298.46
31MAR	INTEREST	357.17		-71655.63
09APR	DEPOSIT ONLINE 2331032 TFR Westpac DIY Transfer of Funds		25000.00	-46655.63
12APR	DEPOSIT ONLINE 2457643 PYMT SM Super F SMSFLoan364362		1487.00	-45168.63
30APR	INTEREST	192.18		-45360.81
12MAY	DEPOSIT ONLINE 2672128 PYMT SM Super F SMSFLoan364362		1487.00	-43873.81
31MAY	INTEREST	165.72		-44039.53

STATEMENT NO. 10 PAGE 1 OF 4

Business Loan



MR S J K CROSSLEY
11 THE PROMENADE
CAMP HILL QLD 4152

Branch Name and Address

West Lakes
Shop 309 Westfield West Lakes
West Lakes SA 5021

BSB

035-055

Account Number

36-4362

Account name

MR STUART JAMES CROSSLEY & MISS SHARON LEE STEPHENSON
ATF CROSSLEY STEPHENSON SUPERANNUATION FUND

Customer Number

37774708 CROSSLEY, STUART JAMES KAY
73672488 STEPHENSON, SHARON LEE

Account Summary

Opening Balance	- \$136,947.57
Total credits	+ \$68,922.00
Total debits	- \$3,152.89
Closing Balance	- \$71,178.46

Account enquiries

Call Westpac Telephone Banking
8am - 8pm 7 days
132 142 within Australia
+61 2 9293 9262 if calling from overseas

Details of your account

From Last Statement Dated 29 Sep 2020 to 29 Mar 2021

Date	Description of transaction	Debit	Credit	Balance
2020	STATEMENT OPENING BALANCE			-136,947.57
30 Sep	Loan Service Fee	120.00 ✓		-137,067.57
30 Sep	Interest	496.64 ✓		-137,564.21
12 Oct	Deposit Online 2543144 Pymt Sm Super F Smsfloan364362		1,487.00 ✓	-136,077.21
30 Oct	Interest	493.14 ✓		-136,570.35
12 Nov	Deposit Online 2437983 Pymt Sm Super F Smsfloan364362		1,487.00 ✓	-135,083.35
30 Nov	Interest	505.98 ✓		-135,589.33
14 Dec	Deposit Online 2426008 Pymt Sm Super F Smsfloan364362		1,487.00 ✓	-134,102.33
31 Dec	Loan Service Fee	120.00 ✓		-134,222.33
31 Dec	Interest	502.50 ✓		-134,724.83
2021				
12 Jan	Deposit Online 2528478 Pymt Sm Super F Smsfloan364362		1,487.00 ✓	-133,237.83

Proceeds of cheques will not be available until cleared.
Please check all entries on this statement and promptly inform the Bank
of any possible error or unauthorised transaction.

Statement No. 9 Page 1 of 3

Westpac Banking Corporation ABN 33 007 457 141 AFSL and Australian credit licence 233714

Business Loan

Account name

MR STUART JAMES CROSSLEY & MISS SHARON LEE STEPHENSON

035-055 36-4362

Details of your account

From Last Statement Dated 29 Sep 2020 to 29 Mar 2021

Date	Description of transaction	Debit	Credit	Balance
29 Jan	Interest	466.87 ✓		-133,704.70
12 Feb	Deposit Online 2666465 Pymt Sm Super F Smsfloan364362		1,487.00 ✓	-132,217.70
26 Feb	Interest	447.76 ✓		-132,665.46
08 Mar	Deposit Online 2615210 Tfr Westpac Diy Transfer Funds		60,000.00 ✓	-72,665.46
12 Mar	Deposit Online 2514879 Pymt Sm Super F Smsfloan364362		1,487.00 ✓	-71,178.46
29 Mar	CLOSING BALANCE			-71,178.46

Remember, if you have a card, always keep your passcode (PIN) secret - don't tell anyone or let them see it. Never write your passcode on your card or on anything that could be lost or stolen. If you do need to record a reminder, you must make every effort to disguise it. You may be liable for losses if you don't protect your passcode. To help you learn how you can protect your card against unauthorised transactions, you can find more information at westpac.com.au/dispute. If you are a business customer, please go to westpac.com.au/businessdispute

Information for customers that have a Westpac Transaction account for personal use, and have a Commonwealth Concession or Health Care card (Concession card).

The Westpac Choice Concession account is a transaction account designed for Concession card holders and offers no monthly service fees, no outward dishonour fees, no account overdrawn fees and there are no informal overdrafts (except where it is impossible or reasonably impractical for us to prevent your account from being overdrawn).

To be eligible for this account, you must have your government payments paid into the account. There is a limit of one Westpac Choice Concession account per customer, this includes joint account holders. All account holders must be eligible.

If you would like more information or would like to apply for the Westpac Choice Concession account please visit www.westpac.com.au/personal-banking/bank-accounts/transaction/choice/basic/, call 132 032 or visit your local branch.

Before making a decision about any of our products, please read all the terms and conditions available at westpac.com.au and consider whether the product is right for you. Please consider that the features of the Concession account may differ to the features and benefits of your existing account. To view our full range of transaction accounts visit www.westpac.com.au/personal-banking/bank-accounts/transaction/

CONVENIENCE AT YOUR FINGERTIPS

Use Online, Mobile or Tablet Banking to pay bills, transfer funds, check your account balances and much more

Business Loan



038

MR S J K CROSSLEY
11 THE PROMENADE
CAMP HILL QLD 4152

Branch Name and Address
West Lakes
Shop 309 Westfield West Lakes
West Lakes SA 5021

BSB *Account Number*
035-055 **36-4362**

Account name

**MR STUART JAMES CROSSLEY & MISS SHARON LEE STEPHENSON
ATF CROSSLEY STEPHENSON SUPERANNUATION FUND**

Customer Number

**37774708 CROSSLEY, STUART JAMES KAY
73672488 STEPHENSON, SHARON LEE**

Account Summary

Opening Balance	- \$166,999.77
Total credits	+ \$33,922.00
Total debits	- \$3,869.80
Closing Balance	- \$136,947.57

Account enquiries

Call Westpac Telephone Banking
8am - 8pm 7 days
132 142 within Australia
+61 2 9293 9262 if calling from overseas

Details of your account

From Last Statement Dated 27 Mar 2020 to 29 Sep 2020

Date	Description of transaction	Debit	Credit	Balance
2020	STATEMENT OPENING BALANCE			-166,999.77
31 Mar	Loan Service Fee	120.00 ✓		-167,119.77
31 Mar	Interest	812.72 ✓		-167,932.49
14 Apr	Deposit Online 2394199 Pymt Sm Super F Smsfloan364362		1,487.00 ✓	-166,445.49
30 Apr	Interest	630.68 ✓		-167,076.17
12 May	Deposit Online 2424699 Pymt Sm Super F Smsfloan364362		1,487.00 ✓	-165,589.17
29 May	Interest	579.71 ✓		-166,168.88
08 Jun	Deposit Online 2967744 Tfr Westpac Diy Transfer Funds		25,000.00 ✓	-141,168.88
12 Jun	Deposit Online 2615495 Pymt Sm Super F Smsfloan364362		1,487.00 ✓	-139,681.88
30 Jun	Loan Service Fee	120.00 ✓		-139,801.88
30 Jun	Interest	570.17 ✓		-140,372.05

Proceeds of cheques will not be available until cleared.
Please check all entries on this statement and promptly inform the Bank
of any possible error or unauthorised transaction.

Statement No. 8 Page 1 of 3

Business Loan

Account name

MR STUART JAMES CROSSLEY & MISS SHARON LEE STEPHENSON

035-055 36-4362

Details of your account

From Last Statement Dated 27 Mar 2020 to 29 Sep 2020

Date	Description of transaction	Debit	Credit	Balance
13 Jul	Deposit Online 2457565 Pymt Sm Super F Smsfloan364362		1,487.00 ✓	-138,885.05
31 Jul	Interest	520.15 ✓		-139,405.20
12 Aug	Deposit Online 2482198 Pymt Sm Super F Smsfloan364362		1,487.00 ✓	-137,918.20
31 Aug	Interest	516.37 ✓		-138,434.57
14 Sep	Deposit Online 2324724 Pymt Sm Super F Smsfloan364362		1,487.00 ✓	-136,947.57
29 Sep	CLOSING BALANCE			-136,947.57

Remember, if you have a card, always keep your passcode (PIN) secret - don't tell anyone or let them see it. Never write your passcode on your card or on anything that could be lost or stolen. If you do need to record a reminder, you must make every effort to disguise it. You may be liable for losses if you don't protect your passcode. To help you learn how you can protect your card against unauthorised transactions, you can find more information at westpac.com.au/dispute. If you are a business customer, please go to westpac.com.au/businessdispute

CONVENIENCE AT YOUR FINGERTIPS

Use Online, Mobile or Tablet Banking to pay bills, transfer funds, check your account balances and much more

OTHER INFORMATION ABOUT YOUR ACCOUNT

Interest Rates (per annum) on Debit Balances

Effective Date	Annual Percentage Rate
17 Mar 2020	5.39 %
06 Apr 2020	4.39 %

Your limit as at 29 Sep 2020 is

\$176,006.00

ACCOUNT STATEMENT

Customer Enquiries 13 11 33



Sharon Stephenson
11 The Promenade Promenade
CAMP HILL QLD 4152

Borrowers/Guarantors
Crossley Stephenson Superannuation Fund
Sharon Lee Stephenson
Stuart James Kay Crossley

Loan Account Number: 3233032

Start Date: 1 January 2021 **End Date:** 30 June 2021
Opening Rate: 6.50% **Closing Rate:** 6.50%
Monthly Repayment: \$3,685.98 **Account Status:** Current
Default Rate (if applicable): 12.50% **Payment Frequency:** Monthly
BPAY Biller Code: 64956 **BPAY CRN:** 32330326

Account Summary as at 30 June 2021

Opening Balance	+	Interest Charged	+	Other Debits	-	Total Credits	=	Closing Balance
\$673,710.29		\$21,815.18		\$180.00		\$22,961.28		\$672,744.19

Get online today!

Access your statements online. Simply log on to Liberty Customer Online to view. You can also:

- Withdraw funds
- Pay bills
- Make BPAY payments

To setup an online account in minutes, please visit activate.liberty.com.au.

Building Insurance for your Property

Insurance helps you mitigate the risk of financial loss in events such as fire or storm. It is also a requirement of your loan contract that you have building insurance for your property. Please ensure a copy of your current certificate has been provided, noting Secure Funding Pty Ltd. Fees may apply if a current certificate is not on file. To update your account, send your certificate to service@liberty.com.au.

ACCOUNT STATEMENT

Customer Enquiries 13 11 33

Get online today!

Access your statements online. Simply log on to Liberty Customer Online to view. You can also:

- Withdraw funds
- Pay bills
- Make BPAY payments

To setup an online account in minutes, please visit activate.liberty.com.au.

Date	Transaction	Debit	Credit	Balance
16/06/21	Direct Debit Repayment		-\$3,826.88	\$672,744.19
16/06/21	Service Fee	\$30.00		\$676,571.07
16/06/21	Interest Charged	\$3,714.37		\$676,541.07
16/05/21	Service Fee	\$30.00		\$672,826.70
16/05/21	Interest Charged	\$3,594.27		\$672,796.70
14/05/21	Direct Debit Repayment		-\$3,826.88	\$669,202.43
16/04/21	Direct Debit Repayment		-\$3,826.88	\$673,029.31
16/04/21	Service Fee	\$30.00		\$676,856.19
16/04/21	Interest Charged	\$3,715.93		\$676,826.19
16/03/21	Direct Debit Repayment		-\$3,826.88	\$673,110.26
16/03/21	Service Fee	\$30.00		\$676,937.14
16/03/21	Interest Charged	\$3,358.51		\$676,907.14
16/02/21	Direct Debit Repayment		-\$3,826.88	\$673,548.63
16/02/21	Service Fee	\$30.00		\$677,375.51
16/02/21	Interest Charged	\$3,718.78		\$677,345.51
16/01/21	Service Fee	\$30.00		\$673,626.73
16/01/21	Interest Charged	\$3,713.32		\$673,596.73
15/01/21	Direct Debit Repayment		-\$3,826.88	\$669,883.41
01/01/21	Opening balance			\$673,710.29
Totals		\$21,995.18	-\$22,961.28	

ACCOUNT STATEMENT

Customer Enquiries 13 11 33



Stuart Crossley
11 The Promenade
CAMP HILL QLD 4152

Borrowers/Guarantors	Loan Account Number:	3233032
Crossley Stephenson Superannuation Fund		
Sharon Lee Stephenson		
Stuart James Kay Crossley		
Start Date:	1 July 2020	End Date: 31 December 2020
Opening Rate:	6.50%	Closing Rate: 6.50%
Monthly Repayment:	\$3,685.98	Account Status: Current
Default Rate (if applicable):	12.50%	Payment Frequency: Monthly
BPAY Biller Code:	64956	BPAY CRN: 32330326

Account Summary as at 31 December 2020

Opening Balance	+	Interest Charged	+	Other Debits	-	Total Credits	=	Closing Balance
\$674,580.51		\$21,911.06		\$180.00		\$22,961.28		\$673,710.29

Get online today!

Access your statements online. Simply log on to Liberty Customer Online to view. You can also:

- Withdraw funds
- Pay bills
- Make BPAY payments

To setup an online account in minutes, please visit activate.liberty.com.au.

Building Insurance for your Property

Insurance helps you mitigate the risk of financial loss in events such as fire or storm. It is also a requirement of your loan contract that you have building insurance for your property. Please ensure a copy of your current certificate has been provided, noting Secure Funding Pty Ltd. Fees may apply if a current certificate is not on file. To update your account, send your certificate to service@liberty.com.au.

ACCOUNT STATEMENT

Customer Enquiries 13 11 33

Get online today!

Access your statements online. Simply log on to Liberty Customer Online to view. You can also:

- Withdraw funds
- Pay bills
- Make BPAY payments

To setup an online account in minutes, please visit activate.liberty.com.au.

Date	Transaction	Debit	Credit	Balance
16/12/20	Direct Debit Repayment		-\$3,826.88	\$673,710.29
16/12/20	Service Fee	\$30.00		\$677,537.17
16/12/20	Interest Charged	\$3,590.53		\$677,507.17
16/11/20	Direct Debit Repayment		-\$3,826.88	\$673,916.64
16/11/20	Service Fee	\$30.00		\$677,743.52
16/11/20	Interest Charged	\$3,710.69		\$677,713.52
16/10/20	Direct Debit Repayment		-\$3,826.88	\$674,002.83
16/10/20	Service Fee	\$30.00		\$677,829.71
16/10/20	Interest Charged	\$3,592.08		\$677,799.71
16/09/20	Direct Debit Repayment		-\$3,826.88	\$674,207.63
16/09/20	Service Fee	\$30.00		\$678,034.51
16/09/20	Interest Charged	\$3,712.29		\$678,004.51
16/08/20	Service Fee	\$30.00		\$674,292.22
16/08/20	Interest Charged	\$3,711.40		\$674,262.22
14/08/20	Direct Debit Repayment		-\$3,826.88	\$670,550.82
16/07/20	Direct Debit Repayment		-\$3,826.88	\$674,377.70
16/07/20	Service Fee	\$30.00		\$678,204.58
16/07/20	Interest Charged	\$3,594.07		\$678,174.58
01/07/20	Opening balance			\$674,580.51
Totals		\$22,091.06	-\$22,961.28	

86000 - PAYG Payable

2021 Financial Year

Preparer Kelly Fu

Reviewer Kelly Fu

Status Completed

Account Code	Description	CY Balance	LY Balance	Change
86000	PAYG Payable	(\$4,106.00)	(\$3,636.00)	12.93%
TOTAL		CY Balance	LY Balance	
		(\$4,106.00)	(\$3,636.00)	

Supporting Documents

- 86000, 84000 - ATI ICA 2021.pdf

Standard Checklist

- Attach copy of PAYG Payment Summary
- Confirm Transactions in ATO Portal



Activity statement 001

Date generated	20/07/2021
Overdue	\$0.00
Not yet due	\$7,616.00 DR
Balance	\$7,616.00 DR

Transactions

9 results found - from **01 July 2020** to **20 July 2021** sorted by **processed date** ordered **newest to oldest**

Processed date	Effective date	Description	Debit (DR)	Credit (CR)	Balance
10 Jul 2021	25 Aug 2021	Original Activity Statement for the period ending 30 Jun 21	\$7,616.00		\$7,616.00 DR
10 Jul 2021	25 Aug 2021	- GST	\$3,510.00		
10 Jul 2021	25 Aug 2021	- PAYG Instalments	\$4,106.00		
27 May 2021	26 May 2021	Payment received		\$8,015.00	\$0.00
9 Apr 2021	26 May 2021	Original Activity Statement for the period ending 31 Mar 21	\$8,015.00		\$8,015.00 DR
9 Apr 2021	26 May 2021	- GST	\$3,909.00		
9 Apr 2021	26 May 2021	- PAYG Instalments	\$4,106.00		
3 Mar 2021	2 Mar 2021	Payment received		\$8,602.00	\$0.00
29 Jan 2021	2 Mar 2021	Original Activity Statement for the period ending 31 Dec 20	\$8,602.00		\$8,602.00 DR
29 Jan 2021	2 Mar 2021	- GST	\$3,853.00		
29 Jan 2021	2 Mar 2021	- PAYG Instalments	\$4,749.00		
26 Nov 2020	25 Nov 2020	Payment received		\$6,850.00	\$0.00
9 Oct 2020	25 Nov 2020	Original Activity Statement for the period ending 30 Sep 20	\$6,850.00		\$6,850.00 DR
9 Oct 2020	25 Nov 2020	- GST	\$3,388.00		
9 Oct 2020	25 Nov 2020	- PAYG Instalments	\$3,462.00		
26 Aug 2020	25 Aug 2020	Payment received		\$7,023.00	\$0.00
10 Jul 2020	25 Aug 2020	Original Activity Statement for the period ending 30 Jun 20	\$7,023.00		\$7,023.00 DR
10 Jul 2020	25 Aug 2020	- GST	\$3,387.00		
10 Jul 2020	25 Aug 2020	- PAYG Instalments	\$3,636.00		

89000 - Deferred Tax Liability/Asset

2021 Financial Year

Preparer Kelly Fu

Reviewer Kelly Fu

Status Completed

Account Code	Description	CY Balance	LY Balance	Change
89000	Deferred Tax Liability/Asset	(\$23,994.40)	(\$5,688.14)	321.83%
TOTAL		CY Balance	LY Balance	
		(\$23,994.40)	(\$5,688.14)	

Supporting Documents

- Deferred Tax Reconciliation Report [Report](#)

Standard Checklist

- Attach all source documentation and confirmations of Liability
- Attach copy of Deferred Tax Reconciliation Report

Crossley Stephenson Superannuation Fund

Deferred Tax Reconciliation

For The Period 01 July 2020 - 30 June 2021

Investment Code	Investment Name	Revaluation/Tax Deferred	Permanent Difference (Non-Assessable)	Temporary Difference (Assessable)	Temporary Difference (Accumulation Portion)
Revaluations					
ANZ.AX	Australia And New Zealand Banking Group Limited	57.06	19.02	38.04	38.04
CSSFHENDON	3/4 Florence Street, Hendon SA 5014	89,489.70	29,829.90	59,659.80	59,659.80
WBC.AX	Westpac Banking Corporation	68.86	22.95	45.91	45.91
STUCROSS11	7/27 Lindsay Road, Lonsdale SA 5160	15,295.00	5,098.33	10,196.67	10,196.67
STUCROSS21	8/27 Lindsay Road, Lonsdale SA 5160	15,294.00	5,098.00	10,196.00	10,196.00
CSSF_EAGALFARM	17/109 Holt Street, Eagle Farm QLD 4009	20,359.00	6,786.33	13,572.67	13,572.67
STUCROSS31	5/16 Farrow Circuit, Seaford SA 5169	115.00	38.33	76.67	76.67
		140,678.62	46,892.86	93,785.76	93,785.76
Tax Deferred Distributions					
CSSFHENDON	3/4 Florence Street, Hendon SA 5014	6,595.00	0.00	6,595.00	6,595.00
CSSF_EAGALFARM	17/109 Holt Street, Eagle Farm QLD 4009	6,580.00	0.00	6,580.00	6,580.00
STUCROSS11	7/27 Lindsay Road, Lonsdale SA 5160	5,455.00	0.00	5,455.00	5,455.00
STUCROSS21	8/27 Lindsay Road, Lonsdale SA 5160	5,401.00	0.00	5,401.00	5,401.00
STUCROSS31	5/16 Farrow Circuit, Seaford SA 5169	4,225.00	0.00	4,225.00	4,225.00
		28,256.00	0.00	28,256.00	28,256.00
Total		168,934.62	46,892.86	122,041.76	122,041.76
Deferred Tax Liability (Asset) Summary					
Opening Balance		5,688.14			
Current Year Transactions		18,306.26			

Total Capital Losses	0.00
Total Tax Losses	0.00
Deferred Tax WriteBacks/Adjustment	0.00
Capital Loss carried forward recouped	0.00
Tax Loss carried forward recouped	0.00
Closing Balance	<hr/> 23,994.40 <hr/>

A - Financial Statements

2021 Financial Year

Preparer Kelly Fu

Reviewer Kelly Fu

Status N/A - Not Applicable

Supporting Documents

No supporting documents

Standard Checklist

- Attach copy of Financial Statements
- Attach copy of SMSF Annual Return

B - Permanent Documents

2021 Financial Year

Preparer Kelly Fu

Reviewer Kelly Fu

Status N/A - Not Applicable

Supporting Documents

- Fund Summary Report Report

Standard Checklist

- Attach latest copy of ASIC annual company statement (if corporate trustee)
- Ensure latest copies of ATO Trustee Declarations and ATO confirmation that the fund is a regulated fund is attached.
- Ensure latest copies of trustee consents, member consents and registers are attached
- Ensure latest copy of trust deed (including amendments) are attached
- Use [Australian Business Register](#) to ensure details are correct
- Use [Super Fund Lookup](#) to check the eligibility to receive rollovers and contributions

Crossley Stephenson Superannuation Fund

Fund Summary Report

As at 30 June 2021

Fund Details

Date Formed: 15/09/2011

Tax File Number: Provided

ABN: 24718507814

Period: 01/07/2020 - 30/06/2021

Fund Type: SMSF

GST Registered: Yes

Postal Address:

11 The Promenade
Camp Hill, Queensland 4152

Physical Address:

11 The Promenade
Camp Hill, Queensland 4152

Members

Number of Members: 2

Name	Age	Member Accounts	Pension Accounts	Tax File Number	Beneficiary Details
Crossley, Stuart	51	1	0	Provided	Not Provided
Stephenson, Sharon	51	1	0	Provided	Not Provided

Fund Relationships

Relationship Type	Contact
Auditor	Boys, Anthony William
Fund Contact	Crossley, Stuart
Tax Agent	PDK Financial Synergy Pty Ltd
Trustee	Crossley, Stuart
Trustee	Stephenson, Sharon

C - Other Documents

2021 Financial Year

Preparer Kelly Fu

Reviewer Kelly Fu

Status N/A - Not Applicable

Supporting Documents

No supporting documents

Standard Checklist

- Attach copy of any SOAs issued during the Financial Year
- Attach copy of Investment Strategy
- Attach signed Engagement Letter
- Attach signed Trustee Representation Letter
- Attach Trustee Minutes prepared during the year

D - Pension Documentation

2021 Financial Year

Preparer Kelly Fu

Reviewer Kelly Fu

Status N/A - Not Applicable

Supporting Documents

No supporting documents

Standard Checklist

- Attach Actuarial Certificate
- Attach documentation supporting any pensions commenced during the financial year
- Attach documentation supporting any pensions commuted during the financial year
- Ensure correct Transfer Balance Account Reports have been lodged with the ATO

E - Estate Planning

2021 Financial Year

Preparer Kelly Fu

Reviewer Kelly Fu

Status N/A - Not Applicable

Supporting Documents

No supporting documents

Standard Checklist

- Attach Death Benefit Nominations (if applicable)
- Attach Life Insurance Policies (if applicable)
- Attach Reversionary Pension documentation (if applicable)
- Attach SMSF Will (if applicable)
- Review current Estate planning to ensure it matches wishes of members