

Diro Superannuation Fund

ABN 20633240937

Financial Statements and Reports for the Year Ended 30 June 2020



Accrual Accounting & Taxation

Suite 2, 115 Currumburra Road

Ashmore QLD 4214

Phone: (07)5564 6884 Fax: (07)5564 6885

Email: admin@accrual.com.au

Diro Superannuation Fund

Reports Index

Compilation Report	1
Trustees Declaration	2
Detailed Operating Statement	3
Detailed Statement of Financial Position	6
Statement of Taxable Income	8
Members Summary	9
Members Statement	10
Investment Summary	16
Investment Summary with Market Movement	18
Investment Strategy	20
Notes to the Financial Statements	22
SMSF Annual Return	
General Ledger	29
Lodgement Declaration	48

Diro Superannuation Fund

Compilation Report

We have compiled the accompanying special purpose financial statements of the Diro Superannuation Fund which comprise the statement of financial position as at 30/06/2020 the operating statement for the year then ended, a summary of significant accounting policies and other explanatory notes. The specific purpose for which the special purpose financial statements have been prepared is set out in Note 1 to the financial statements.

The Responsibility of the Trustee

The Trustee of Diro Superannuation Fund are solely responsible for the information contained in the special purpose financial statements, the reliability, accuracy and completeness of the information and for the determination that the financial reporting framework used is appropriate to meet their needs and for the purpose that the financial statements were prepared.

Our Responsibility

On the basis of information provided by the Trustee, we have compiled the accompanying special purpose financial statements in accordance with the financial reporting framework as described in Note 1 to the financial statements and APES 315: Compilation of Financial Information.

We have applied our expertise in accounting and financial reporting to compile these financial statements in accordance with the financial reporting framework described in Note 1 to the financial statements. We have complied with the relevant ethical requirements of APES 110: Code of Ethics for Professional Accountants.

Assurance Disclaimer

Since a compilation engagement is not an assurance engagement, we are not required to verify the reliability, accuracy or completeness of the information provided to us by management to compile these financial statements. Accordingly, we do not express an audit opinion or a review conclusion on these financial statements.

The special purpose financial statements were compiled exclusively for the benefit of the directors of the trustee company who are responsible for the reliability, accuracy and completeness of the information used to compile them. We do not accept responsibility for the contents of the special purpose financial statements.

Accrual Accounting and Taxation

of

Suite 2, 115 Currumburra Road, Ashmore, Queensland 4214

Signed:

Dated: 20/06/2019

Trustees Declaration

The trustees have determined that the fund is not a reporting entity and that the special purpose financial statements should be prepared in accordance with the accounting policies described in Note 1 to the financial statements.

The trustees declare that:

- (i) the financial statements and notes to the financial statements for the year ended 30 June 2020 present fairly, in all material respects, the financial position of the superannuation fund at 30 June 2020 and the results of its operations for the year ended on that date in accordance with the accounting policies described in Note 1 to the financial statements;
- (ii) the financial statements and notes to the financial statements have been prepared in accordance with the requirements of the trust deed; and
- (iii) the operation of the superannuation fund has been carried out in accordance with its trust deed and in compliance with the requirements of the Superannuation Industry (Supervision) Act 1993 and associated Regulations during the year ended 30 June 2020.

Specifically, the trustees declares that:

- in accordance with s120 of the Superannuation Industry (Supervision) Act 1993, no individual trustee has been or is a disqualified person;
- the fund has satisfactory title to all assets, all assets are unencumbered and free from charge as prescribed by s50 of the Superannuation Industry (Supervision) Act 1993 and reg13.14 of the Superannuation Industry (Supervision) Act 1994; and
- to the knowledge of the trustees, there have been no events or transactions subsequent to the balance date which could have a material impact on the and. Where such events have occurred, the effect of such events has been accounts and noted in the fund's financial statements.

Signed in accordance with a resolution of the trustees by:

.....
Robert Nisbet

Trustee

.....
Dian Nisbet

Trustee

Dated this day of2021

Diro Superannuation Fund

Detailed Operating Statement

For the year ended 30 June 2020

	2020	2019
	\$	\$
Income		
Investment Income		
Trust Distributions		
APA Group	0.00	279.93
FLS Bentham Global Income	2,812.31	2,891.16
Nikko Tyndall Aust Share Wsale	2,869.09	5,761.50
	<u>5,681.40</u>	<u>8,932.59</u>
Dividends Received		
AGL Energy Limited.	8,706.13	8,754.82
APA Group	631.47	312.48
BHP Group Limited	13,794.36	19,930.38
Bluescope Steel Limited	109.62	109.62
Challenger Limited	957.50	1,107.50
Challenger Limited	1,331.96	1,331.96
Commonwealth Bank Of Australia.	1,318.20	1,666.45
Crown Resorts Limited	720.00	720.00
National Australia Bank Limited	1,405.41	1,878.13
Suncorp Group Limited	3,263.02	3,665.90
Tabcorp Holdings Limited	129.60	72.07
Telstra Corporation Limited.	921.12	1,093.83
The Star Entertainment Group Limited	28.00	63.48
Westpac Banking Corporation	6,163.20	24,030.76
Westpac Banking Corporation	2,857.60	884.00
	<u>42,337.19</u>	<u>65,621.38</u>
Interest Received		
La Trobe Australian Credit Fund	5,488.36	5,700.03
Macquarie 330	1,537.20	4,759.92
	<u>7,025.56</u>	<u>10,459.95</u>
Property Income		
Warringah Road	27,391.68	27,258.13
	<u>27,391.68</u>	<u>27,258.13</u>
Other Income		
Interest Received ATO General Interest Charge	29.84	0.00
	<u>29.84</u>	<u>0.00</u>
Total Income	<u>82,465.67</u>	<u>112,272.05</u>
Expenses		
Accountancy Fees	0.00	3,300.00
Advisor Fees	4,950.00	4,950.00
ATO Supervisory Levy	518.00	0.00
	<u>5,468.00</u>	<u>8,250.00</u>
Depreciation		
Floor coverings	0.00	2,322.00
	<u>0.00</u>	<u>2,322.00</u>
Property Expenses - Insurance Premium		

The accompanying notes form part of these financial statements.

Refer to compilation report

Diro Superannuation Fund

Detailed Operating Statement

For the year ended 30 June 2020

	2020	2019
	\$	\$
Warringah Road	418.54	372.73
	<u>418.54</u>	<u>372.73</u>
Property Expenses - Strata Levy Fees		
Warringah Road	4,515.63	4,518.65
	<u>4,515.63</u>	<u>4,518.65</u>
Member Payments		
Pensions Paid		
Nisbet, Dian - Pension (Account Based Pension)	8,750.00	25,000.00
Nisbet, Dian - Pension (Market Linked Pension)	40,400.00	52,500.00
Nisbet, Robert - Pension (Account Based Pension)	9,310.00	24,640.00
Nisbet, Robert - Pension (Market Linked Pension)	39,840.00	52,500.00
	<u>98,300.00</u>	<u>154,640.00</u>
Investment Losses		
Realised Movements in Market Value		
Shares in Listed Companies (Australian)		
Arrium Limited	4,773.18	0.00
Redbank Energy Limited	4,223.80	0.00
Suncorp Group Limited	254.09	0.00
	<u>9,251.07</u>	<u>0.00</u>
Unrealised Movements in Market Value		
Investment Property		
Warringah Road	0.00	(100,000.00)
	<u>0.00</u>	<u>(100,000.00)</u>
Managed Investments (Australian)		
FLS Bentham Global Income	1,869.42	833.94
Nikko Tyndall Aust Share Wsale	14,349.28	2,856.47
	<u>16,218.70</u>	<u>3,690.41</u>
Shares in Listed Companies (Australian)		
AGL Energy Limited.	23,609.03	18,456.22
Arrium Limited	(4,771.06)	44.46
BHP Group Limited	34,565.82	(46,929.25)
Bluescope Steel Limited	281.88	4,079.42
Challenger Limited	8,366.96	19,472.88
Challenger Limited	1,525.00	(825.00)
Commonwealth Bank Of Australia.	719.50	(2,125.00)
Crown Resorts Limited	3,336.00	1,260.00
National Australia Bank Limited	648.00	27.00
Redbank Energy Limited	(4,199.80)	0.00
Suncorp Group Limited	19,768.67	5,199.04
Tabcorp Holdings Limited	528.35	9.27
Telstra Corporation Limited.	4,145.04	(7,081.11)
The Star Entertainment Group Limited	367.43	226.16
Westpac Banking Corporation	81,967.54	5,559.57
Westpac Banking Corporation	3,750.00	(5,511.00)
	<u>174,608.36</u>	<u>(8,137.34)</u>
Shares in Listed Companies (Overseas)		
Brookfield Infrastructure Partners L.P - Unit	136.83	(1,086.24)
	<u>136.83</u>	<u>(1,086.24)</u>

The accompanying notes form part of these financial statements.

Refer to compilation report

Diro Superannuation Fund
Detailed Operating Statement

For the year ended 30 June 2020

	2020	2019
	\$	\$
Units in Listed Unit Trusts (Australian)		
APA Group	(429.66)	(1,236.90)
	<u>(429.66)</u>	<u>(1,236.90)</u>
Changes in Market Values	<u>199,785.30</u>	<u>(106,770.07)</u>
Total Expenses	<u>308,487.47</u>	<u>63,333.31</u>
Benefits accrued as a result of operations before income tax	<u>(226,021.80)</u>	<u>48,938.74</u>
Income Tax Expense		
Income Tax Expense	(11,980.95)	(20,533.69)
Total Income Tax	<u>(11,980.95)</u>	<u>(20,533.69)</u>
Benefits accrued as a result of operations	<u>(214,040.85)</u>	<u>69,472.43</u>

The accompanying notes form part of these financial statements.

Refer to compilation report

Diro Superannuation Fund

Detailed Statement of Financial Position

As at 30 June 2020

	Note	2020 \$	2019 \$
Assets			
Investments			
Investment Property	2		
Warringah Road		800,000.00	800,000.00
Fixed Interest Securities (Australian)	3		
La Trobe Australian Credit Fund		100,000.00	100,000.00
Managed Investments (Australian)	4		
FLS Bentham Global Income		71,950.35	73,819.77
Nikko Tyndall Aust Share Wsale		47,368.41	61,717.69
Shares in Listed Companies (Australian)	5		
AGL Energy Limited.		139,827.05	154,717.32
Arrium Limited		0.00	2.12
BHP Group Limited		231,862.86	266,428.68
Bluescope Steel Limited		9,153.27	9,435.15
Challenger Limited		24,875.00	26,400.00
Challenger Limited		16,546.32	24,913.28
Commonwealth Bank Of Australia.		49,655.50	50,375.00
Crown Resorts Limited		11,604.00	14,940.00
National Australia Bank Limited		45,135.00	45,783.00
Redbank Energy Limited		0.00	24.00
Suncorp Group Limited		44,100.94	62,729.79
Tabcorp Holdings Limited		1,693.38	2,095.95
Telstra Corporation Limited.		18,019.41	22,164.45
The Star Entertainment Group Limited		815.08	1,153.60
Westpac Banking Corporation		142,684.55	218,485.44
Westpac Banking Corporation		98,350.00	102,100.00
Shares in Listed Companies (Overseas)	6		
Brookfield Infrastructure Partners L.P - Unit		6,170.99	6,307.82
Units in Listed Unit Trusts (Australian)	7		
APA Group		14,491.26	14,061.60
Total Investments		<u>1,874,303.37</u>	<u>2,057,654.66</u>
Other Assets			
Bank Accounts 1	8		
Macquarie 330		298,189.79	327,610.03
Distributions Receivable			
Distributions Receivable		299.46	299.46
FLS Bentham Global Income		498.87	236.67
Nikko Tyndall Aust Share Wsale		1,990.38	4,734.85

The accompanying notes form part of these financial statements.

Refer to compilation report

Diro Superannuation Fund

Detailed Statement of Financial Position

As at 30 June 2020

	Note	2020 \$	2019 \$
Other Assets			
Dividend Reinvestment - Residual Account		44.01	44.01
Reinvestment Residual Account			
AGL Energy Limited.		(12.63)	0.00
Suncorp Group Limited		0.01	6.02
Tabcorp Holdings Limited		4.47	0.65
The Star Entertainment Group Limited		1.58	2.49
Westpac Banking Corporation		(2.60)	0.85
Income Tax Refundable		32,514.64	43,053.93
Total Other Assets		<u>333,527.98</u>	<u>375,988.96</u>
Total Assets		<u>2,207,831.35</u>	<u>2,433,643.62</u>
Less:			
Liabilities			
ATO Integrated client		0.00	11,771.42
Total Liabilities		<u>0.00</u>	<u>11,771.42</u>
Net assets available to pay benefits		<u>2,207,831.35</u>	<u>2,421,872.20</u>
Represented By :			
Liability for accrued benefits allocated to members' accounts	9, 10		
Nisbet, Robert - Accumulation		440,638.86	464,675.72
Nisbet, Robert - Pension (Account Based Pension)		244,404.81	266,005.79
Nisbet, Robert - Pension (Market Linked Pension)		406,375.48	467,832.56
Nisbet, Dian - Accumulation		440,629.85	464,661.53
Nisbet, Dian - Pension (Account Based Pension)		231,123.54	250,140.00
Nisbet, Dian - Pension (Market Linked Pension)		444,658.81	508,556.60
Total Liability for accrued benefits allocated to members' accounts		<u>2,207,831.35</u>	<u>2,421,872.20</u>

The accompanying notes form part of these financial statements.

Refer to compilation report

Diro Superannuation Fund
Statement of Taxable Income

For the year ended 30 June 2020

	2020
	\$
Benefits accrued as a result of operations	(226,021.80)
Less	
Exempt current pension income	60,632.00
Realised Accounting Capital Gains	(9,251.07)
Accounting Trust Distributions	5,681.40
	<u>57,062.33</u>
Add	
Decrease in MV of investments	190,534.23
SMSF non deductible expenses	6,045.00
Pension Payments	98,300.00
Franking Credits	17,091.91
Foreign Credits	24.71
Taxable Trust Distributions	3,356.34
Distributed Foreign income	1,870.91
	<u>317,223.10</u>
SMSF Annual Return Rounding	(1.97)
Taxable Income or Loss	<u>34,137.00</u>
Income Tax on Taxable Income or Loss	5,120.55
Less	
Franking Credits	17,091.91
Foreign Credits	9.59
CURRENT TAX OR REFUND	<u>(11,980.95)</u>
Supervisory Levy	259.00
AMOUNT DUE OR REFUNDABLE	<u>(11,721.95)</u>

* Distribution tax components review process has not been completed for the financial year.

Diro Superannuation Fund

Members Summary Report

As at 30 June 2020

Opening Balance	Increases				Decreases					Closing Balance	
	Contributions	Transfers In	Net Earnings	Insurance Proceeds	Pensions Paid	Contributions Tax	Taxes Paid	Benefits Paid/ Transfers Out	Insurance Premiums		Member Expenses
Robert Nisbet (Age: 83)											
NISROB00002A - Accumulation											
464,675.72			(21,476.59)				2,560.27				440,638.86
NISROB00003P - Account Based Pension - Tax Free: 79.08%											
266,005.79			(12,290.98)		9,310.00						244,404.81
NISROB00004P - Market Linked Pension - Tax Free: 46.81%											
467,832.56			(21,617.08)		39,840.00						406,375.48
1,198,514.07			(55,384.65)		49,150.00		2,560.27				1,091,419.15
Dian Nisbet (Age: 84)											
NISDIA00001A - Accumulation											
464,661.53			(21,471.40)				2,560.28				440,629.85
NISDIA00002P - Account Based Pension - Tax Free: 79.63%											
250,140.00			(10,266.46)		8,750.00						231,123.54
NISDIA00003P - Market Linked Pension - Tax Free: 44.90%											
508,556.60			(23,497.79)		40,400.00						444,658.81
1,223,358.13			(55,235.65)		49,150.00		2,560.28				1,116,412.20
2,421,872.20			(110,620.30)		98,300.00		5,120.55				2,207,831.35

Diro Superannuation Fund

Members Statement

Robert Nisbet
 2 Kahibah Road
 Mosman, New South Wales, 2088, Australia

Your Details

Date of Birth :	Provided	Nominated Beneficiaries	N/A
Age:	83	Vested Benefits	440,638.86
Tax File Number:	Provided	Total Death Benefit	440,638.86
Date Joined Fund:	26/06/1995		
Service Period Start Date:	01/07/1965		
Date Left Fund:			
Member Code:	NISROB00002A		
Account Start Date	26/06/1995		
Account Phase:	Accumulation Phase		
Account Description:	Accumulation		

Your Balance

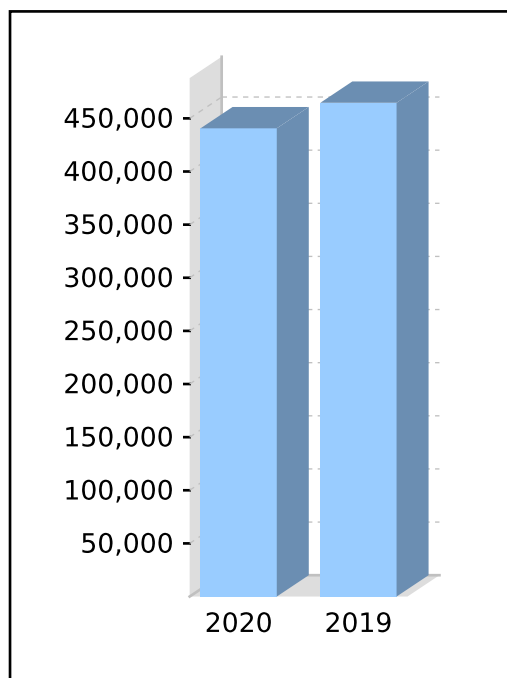
Total Benefits 440,638.86

Preservation Components

Preserved
 Unrestricted Non Preserved 440,638.86
 Restricted Non Preserved

Tax Components

Tax Free 285,224.81
 Taxable 155,414.05



Your Detailed Account Summary

	This Year	Last Year
Opening balance at 01/07/2019	464,675.72	425,044.68
<u>Increases to Member account during the period</u>		
Employer Contributions		
Personal Contributions (Concessional)		
Personal Contributions (Non Concessional)		
Government Co-Contributions		
Other Contributions		
Proceeds of Insurance Policies		
Transfers In		
Net Earnings	(21,476.59)	43,057.26
Internal Transfer In		
<u>Decreases to Member account during the period</u>		
Pensions Paid		
Contributions Tax		
Income Tax	2,560.27	3,426.22
No TFN Excess Contributions Tax		
Excess Contributions Tax		
Refund Excess Contributions		
Division 293 Tax		
Insurance Policy Premiums Paid		
Management Fees		
Member Expenses		
Benefits Paid/Transfers Out		
Superannuation Surcharge Tax		
Internal Transfer Out		
Closing balance at 30/06/2020	440,638.86	464,675.72

Diro Superannuation Fund

Members Statement

Robert Nisbet
 2 Kahibah Road
 Mosman, New South Wales, 2088, Australia

Your Details

Date of Birth :	Provided	Nominated Beneficiaries	N/A
Age:	83	Vested Benefits	244,404.81
Tax File Number:	Provided	Total Death Benefit	244,404.81
Date Joined Fund:	26/06/1995		
Service Period Start Date:	01/07/1965		
Date Left Fund:			
Member Code:	NISROB00003P		
Account Start Date	01/07/2010		
Account Phase:	Retirement Phase		
Account Description:	Account Based Pension		

Your Balance

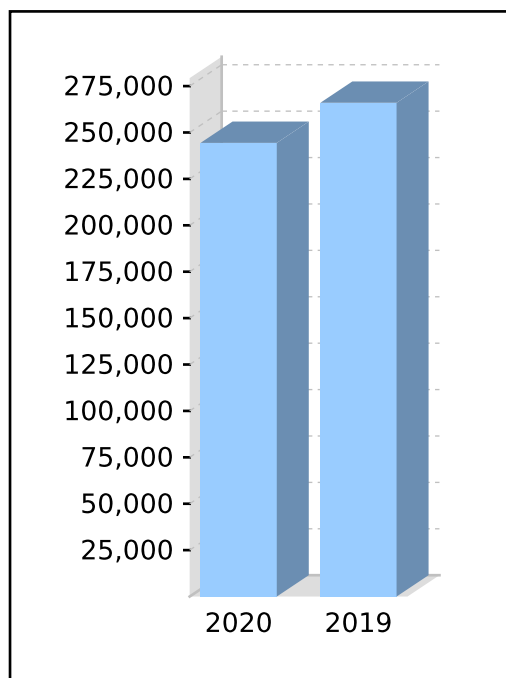
Total Benefits 244,404.81

Preservation Components

Preserved
 Unrestricted Non Preserved 244,404.81
 Restricted Non Preserved

Tax Components

Tax Free (79.08%) 193,273.63
 Taxable 51,131.18



Your Detailed Account Summary

	This Year	Last Year
Opening balance at 01/07/2019	266,005.79	263,924.15
<u>Increases to Member account during the period</u>		
Employer Contributions		
Personal Contributions (Concessional)		
Personal Contributions (Non Concessional)		
Government Co-Contributions		
Other Contributions		
Proceeds of Insurance Policies		
Transfers In		
Net Earnings	(12,290.98)	26,721.64
Internal Transfer In		
<u>Decreases to Member account during the period</u>		
Pensions Paid	9,310.00	24,640.00
Contributions Tax		
Income Tax		
No TFN Excess Contributions Tax		
Excess Contributions Tax		
Refund Excess Contributions		
Division 293 Tax		
Insurance Policy Premiums Paid		
Management Fees		
Member Expenses		
Benefits Paid/Transfers Out		
Superannuation Surcharge Tax		
Internal Transfer Out		
Closing balance at 30/06/2020	244,404.81	266,005.79

Diro Superannuation Fund

Members Statement

Robert Nisbet
 2 Kahibah Road
 Mosman, New South Wales, 2088, Australia

Your Details

Date of Birth :	Provided	Nominated Beneficiaries	N/A
Age:	83	Vested Benefits	406,375.48
Tax File Number:	Provided	Total Death Benefit	406,375.48
Date Joined Fund:	26/06/1995		
Service Period Start Date:	01/07/1965		
Date Left Fund:			
Member Code:	NISROB00004P		
Account Start Date	01/07/2004		
Account Phase:	Retirement Phase		
Account Description:	Market Linked Pension		

Your Balance

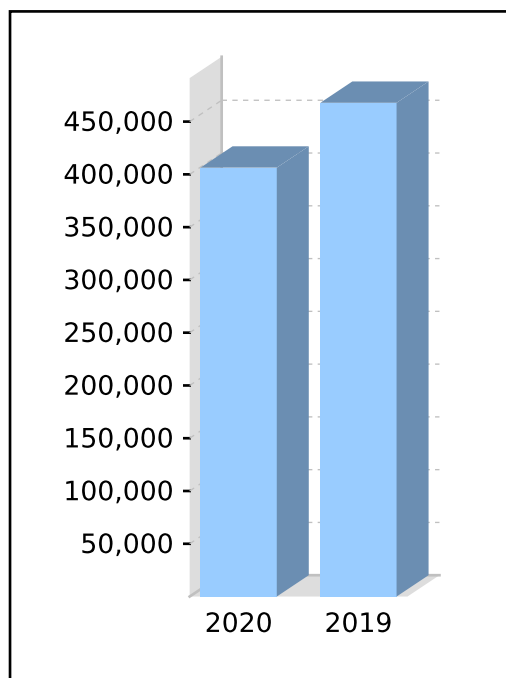
Total Benefits 406,375.48

Preservation Components

Preserved
 Unrestricted Non Preserved 406,375.48
 Restricted Non Preserved

Tax Components

Tax Free (46.81%) 190,243.75
 Taxable 216,131.73



Your Detailed Account Summary

	This Year	Last Year
Opening balance at 01/07/2019	467,832.56	472,501.52
<u>Increases to Member account during the period</u>		
Employer Contributions		
Personal Contributions (Concessional)		
Personal Contributions (Non Concessional)		
Government Co-Contributions		
Other Contributions		
Proceeds of Insurance Policies		
Transfers In		
Net Earnings	(21,617.08)	47,831.04
Internal Transfer In		
<u>Decreases to Member account during the period</u>		
Pensions Paid	39,840.00	52,500.00
Contributions Tax		
Income Tax		
No TFN Excess Contributions Tax		
Excess Contributions Tax		
Refund Excess Contributions		
Division 293 Tax		
Insurance Policy Premiums Paid		
Management Fees		
Member Expenses		
Benefits Paid/Transfers Out		
Superannuation Surcharge Tax		
Internal Transfer Out		
Closing balance at 30/06/2020	406,375.48	467,832.56

Diro Superannuation Fund Members Statement

Dian Nisbet
2 Kahibah Road
Mosman, New South Wales, 2088, Australia

Your Details

Date of Birth :	Provided	Nominated Beneficiaries	N/A
Age:	84	Vested Benefits	440,629.85
Tax File Number:	Provided	Total Death Benefit	440,629.85
Date Joined Fund:	26/06/1995		
Service Period Start Date:	26/06/1995		
Date Left Fund:			
Member Code:	NISDIA00001A		
Account Start Date	26/06/1995		
Account Phase:	Accumulation Phase		
Account Description:	Accumulation		

Your Balance

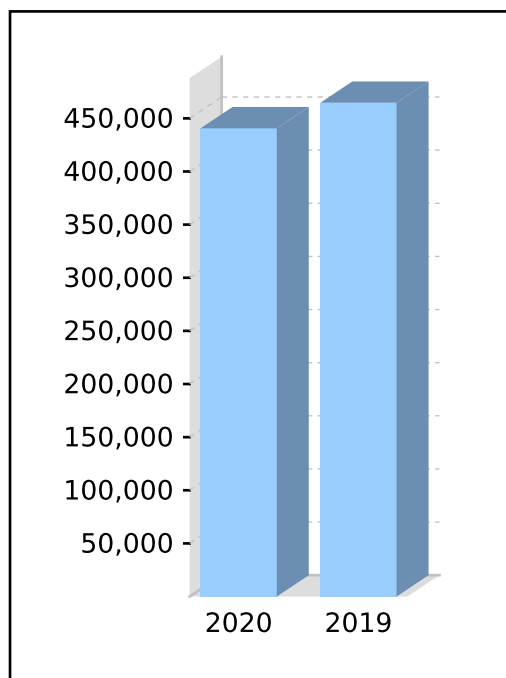
Total Benefits 440,629.85

Preservation Components

Preserved
Unrestricted Non Preserved 440,629.85
Restricted Non Preserved

Tax Components

Tax Free 285,224.81
Taxable 155,405.04



Your Detailed Account Summary

	This Year	Last Year
Opening balance at 01/07/2019	464,661.53	425,035.90
<u>Increases to Member account during the period</u>		
Employer Contributions		
Personal Contributions (Concessional)		
Personal Contributions (Non Concessional)		
Government Co-Contributions		
Other Contributions		
Proceeds of Insurance Policies		
Transfers In		
Net Earnings	(21,471.40)	43,051.86
Internal Transfer In		
<u>Decreases to Member account during the period</u>		
Pensions Paid		
Contributions Tax		
Income Tax	2,560.28	3,426.23
No TFN Excess Contributions Tax		
Excess Contributions Tax		
Refund Excess Contributions		
Division 293 Tax		
Insurance Policy Premiums Paid		
Management Fees		
Member Expenses		
Benefits Paid/Transfers Out		
Superannuation Surcharge Tax		
Internal Transfer Out		
Closing balance at 30/06/2020	440,629.85	464,661.53

Diro Superannuation Fund

Members Statement

Dian Nisbet
 2 Kahibah Road
 Mosman, New South Wales, 2088, Australia

Your Details

Date of Birth :	Provided	Nominated Beneficiaries	N/A
Age:	84	Vested Benefits	231,123.54
Tax File Number:	Provided	Total Death Benefit	231,123.54
Date Joined Fund:	26/06/1995		
Service Period Start Date:	26/06/1995		
Date Left Fund:			
Member Code:	NISDIA00002P		
Account Start Date	01/07/2010		
Account Phase:	Retirement Phase		
Account Description:	Account Based Pension		

Your Balance

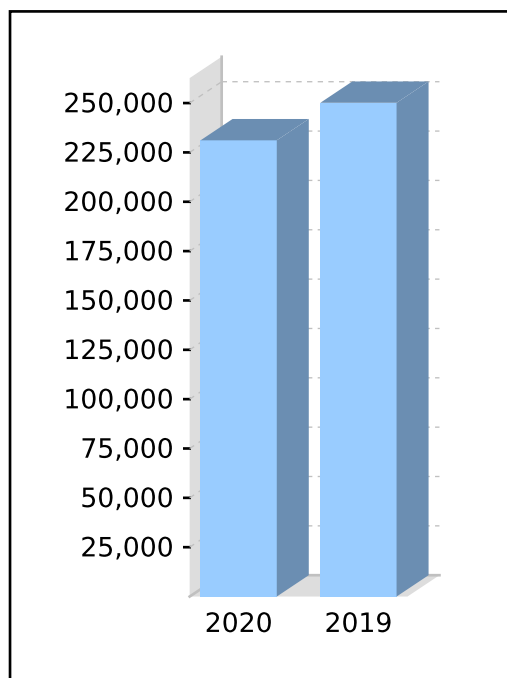
Total Benefits 231,123.54

Preservation Components

Preserved
 Unrestricted Non Preserved 231,123.54
 Restricted Non Preserved

Tax Components

Tax Free (79.63%) 184,049.62
 Taxable 47,073.92



Your Detailed Account Summary

	This Year	Last Year
Opening balance at 01/07/2019	250,140.00	256,432.54
<u>Increases to Member account during the period</u>		
Employer Contributions		
Personal Contributions (Concessional)		
Personal Contributions (Non Concessional)		
Government Co-Contributions		
Other Contributions		
Proceeds of Insurance Policies		
Transfers In		
Net Earnings	(10,266.46)	18,707.46
Internal Transfer In		
<u>Decreases to Member account during the period</u>		
Pensions Paid	8,750.00	25,000.00
Contributions Tax		
Income Tax		
No TFN Excess Contributions Tax		
Excess Contributions Tax		
Refund Excess Contributions		
Division 293 Tax		
Insurance Policy Premiums Paid		
Management Fees		
Member Expenses		
Benefits Paid/Transfers Out		
Superannuation Surcharge Tax		
Internal Transfer Out		
Closing balance at 30/06/2020	231,123.54	250,140.00

Diro Superannuation Fund Members Statement

Dian Nisbet
2 Kahibah Road
Mosman, New South Wales, 2088, Australia

Your Details

Date of Birth :	Provided	Nominated Beneficiaries	N/A
Age:	84	Vested Benefits	444,658.81
Tax File Number:	Provided	Total Death Benefit	444,658.81
Date Joined Fund:	26/06/1995		
Service Period Start Date:	26/06/1995		
Date Left Fund:			
Member Code:	NISDIA00003P		
Account Start Date	01/07/2004		
Account Phase:	Retirement Phase		
Account Description:	Market Linked Pension		

Your Balance

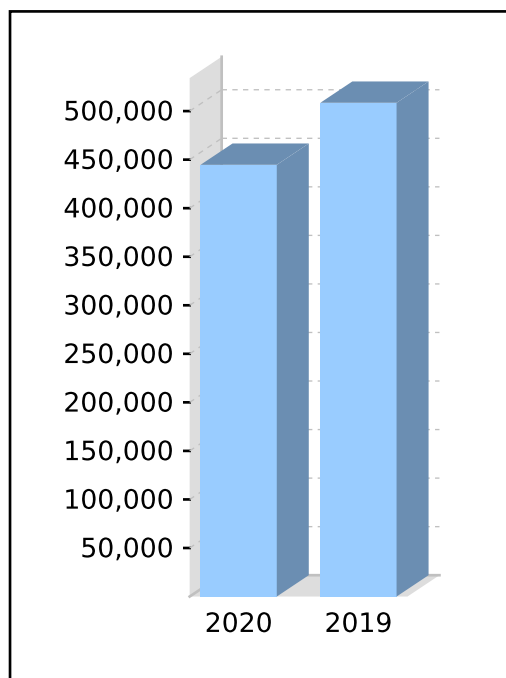
Total Benefits 444,658.81

Preservation Components

Preserved
Unrestricted Non Preserved 444,658.81
Restricted Non Preserved

Tax Components

Tax Free (44.90%) 199,632.89
Taxable 245,025.92



Your Detailed Account Summary

	This Year	Last Year
Opening balance at 01/07/2019	508,556.60	509,460.98
<u>Increases to Member account during the period</u>		
Employer Contributions		
Personal Contributions (Concessional)		
Personal Contributions (Non Concessional)		
Government Co-Contributions		
Other Contributions		
Proceeds of Insurance Policies		
Transfers In		
Net Earnings	(23,497.79)	51,595.62
Internal Transfer In		
<u>Decreases to Member account during the period</u>		
Pensions Paid	40,400.00	52,500.00
Contributions Tax		
Income Tax		
No TFN Excess Contributions Tax		
Excess Contributions Tax		
Refund Excess Contributions		
Division 293 Tax		
Insurance Policy Premiums Paid		
Management Fees		
Member Expenses		
Benefits Paid/Transfers Out		
Superannuation Surcharge Tax		
Internal Transfer Out		
Closing balance at 30/06/2020	444,658.81	508,556.60

Diro Superannuation Fund

Investment Summary Report

As at 30 June 2020

Investment	Units	Market Price	Market Value	Average Cost	Accounting Cost	Unrealised Gain/(Loss)	Gain/(Loss)%	Portfolio Weight%
Cash/Bank Accounts								
Macquarie 330		298,189.790000	298,189.79	298,189.79	298,189.79			13.73 %
			298,189.79		298,189.79		0.00 %	13.73 %
Fixed Interest Securities (Australian)								
La Trobe Australian Credit Fund		100,000.000000	100,000.00	100,000.00	100,000.00			4.60 %
			100,000.00		100,000.00		0.00 %	4.60 %
Investment Property								
Warringah Road	1.00	800,000.000000	800,000.00	247,928.14	247,928.14	552,071.86	222.67 %	36.82 %
			800,000.00		247,928.14	552,071.86	222.67 %	36.82 %
Managed Investments (Australian)								
AMP1995AU FLS Bentham Global Income	67,634.59	1.063810	71,950.35	1.11	74,995.61	(3,045.26)	(4.06) %	3.31 %
TYN0028AU Nikko Tyndall Aust Share Wsale	23,923.44	1.980000	47,368.41	2.09	49,996.54	(2,628.13)	(5.26) %	2.18 %
			119,318.76		124,992.15	(5,673.39)	(4.54) %	5.49 %
Shares in Listed Companies (Australian)								
AGL.AX AGL Energy Limited.	8,201.00	17.050000	139,827.05	12.96	106,293.75	33,533.30	31.55 %	6.44 %
BHP.AX BHP Group Limited	6,473.00	35.820000	231,862.86	5.77	37,355.09	194,507.77	520.70 %	10.67 %
BSL.AX Bluescope Steel Limited	783.00	11.690000	9,153.27	11.29	8,838.95	314.32	3.56 %	0.42 %
CGF.AX Challenger Limited	3,752.00	4.410000	16,546.32	5.24	19,656.00	(3,109.68)	(15.82) %	0.76 %
CGFPB.AX Challenger Limited	250.00	99.500000	24,875.00	100.00	25,000.00	(125.00)	(0.50) %	1.14 %
CBAPD.AX Commonwealth Bank Of Australia.	500.00	99.311000	49,655.50	100.00	50,000.00	(344.50)	(0.69) %	2.29 %
CWN.AX Crown Resorts Limited	1,200.00	9.670000	11,604.00	14.80	17,761.00	(6,157.00)	(34.67) %	0.53 %
NABPE.AX National Australia Bank Limited	450.00	100.300000	45,135.00	100.00	45,000.00	135.00	0.30 %	2.08 %
SUN.AX Suncorp Group Limited	4,778.00	9.230000	44,100.94	14.88	71,097.55	(26,996.61)	(37.97) %	2.03 %
TAH.AX Tabcorp Holdings Limited	501.00	3.380000	1,693.38	4.51	2,258.06	(564.68)	(25.01) %	0.08 %
TLS.AX Telstra Corporation Limited.	5,757.00	3.130000	18,019.41	4.47	25,752.00	(7,732.59)	(30.03) %	0.83 %
SGR.AX The Star Entertainment Group Limited	287.00	2.840000	815.08	6.10	1,750.75	(935.67)	(53.44) %	0.04 %

Diro Superannuation Fund

Investment Summary Report

As at 30 June 2020

Investment	Units	Market Price	Market Value	Average Cost	Accounting Cost	Unrealised Gain/(Loss)	Gain/(Loss)%	Portfolio Weight%
WBC.AX Westpac Banking Corporation	7,949.00	17.950000	142,684.55	20.39	162,057.76	(19,373.21)	(11.95) %	6.57 %
WBCPH.AX Westpac Banking Corporation	1,000.00	98.350000	98,350.00	100.00	100,000.00	(1,650.00)	(1.65) %	4.53 %
			834,322.36		672,820.91	161,501.45	24.00 %	38.40 %
Shares in Listed Companies (Overseas)								
BIP.NYE Brookfield Infrastructure Partners L.P - Unit	103.02	59.900900	6,170.99	19.36	1,994.91	4,176.08	209.34 %	0.28 %
			6,170.99		1,994.91	4,176.08	209.34 %	0.28 %
Units in Listed Unit Trusts (Australian)								
APA.AX APA Group	1,302.00	11.130000	14,491.26	4.10	5,342.64	9,148.62	171.24 %	0.67 %
			14,491.26		5,342.64	9,148.62	171.24 %	0.67 %
			2,172,493.16		1,451,268.54	721,224.62	49.70 %	100.00 %

Diro Superannuation Fund

Investment Summary with Market Movement

As at 30 June 2020

Investment	Units	Market Price	Market Value	Average Cost	Accounting Cost	Unrealised		Realised Movement
						Overall	Current Year	
Cash/Bank Accounts								
Macquarie 330		298,189.790000	298,189.79	298,189.79	298,189.79			
			298,189.79		298,189.79			
Fixed Interest Securities (Australian)								
La Trobe Australian Credit Fund		100,000.000000	100,000.00	100,000.00	100,000.00			
			100,000.00		100,000.00			
Investment Property								
Warringah Road	1.00	800,000.000000	800,000.00	247,928.14	247,928.14	552,071.86	0.00	0.00
			800,000.00		247,928.14	552,071.86	0.00	0.00
Managed Investments (Australian)								
AMP1995AU FLS Bentham Global Income	67,634.59	1.063810	71,950.35	1.11	74,995.61	(3,045.26)	(1,869.42)	0.00
TYN0028AU Nikko Tyndall Aust Share Wsale	23,923.44	1.980000	47,368.41	2.09	49,996.54	(2,628.13)	(14,349.28)	0.00
			119,318.76		124,992.15	(5,673.39)	(16,218.70)	0.00
Shares in Listed Companies (Australian)								
AGL.AX AGL Energy Limited.	8,201.00	17.050000	139,827.05	12.96	106,293.75	33,533.30	(23,609.03)	0.00
ARIR.AX Arrium Limited	0.00	0.001000	0.00	0.00	0.00	0.00	4,771.06	(4,773.18)
BHP.AX BHP Group Limited	6,473.00	35.820000	231,862.86	5.77	37,355.09	194,507.77	(34,565.82)	0.00
BSL.AX Bluescope Steel Limited	783.00	11.690000	9,153.27	11.29	8,838.95	314.32	(281.88)	0.00
CGF.AX Challenger Limited	3,752.00	4.410000	16,546.32	5.24	19,656.00	(3,109.68)	(8,366.96)	0.00
CGFPB.AX Challenger Limited	250.00	99.500000	24,875.00	100.00	25,000.00	(125.00)	(1,525.00)	0.00
CBAPD.AX Commonwealth Bank Of Australia.	500.00	99.311000	49,655.50	100.00	50,000.00	(344.50)	(719.50)	0.00
CWN.AX Crown Resorts Limited	1,200.00	9.670000	11,604.00	14.80	17,761.00	(6,157.00)	(3,336.00)	0.00
NABPE.AX National Australia Bank Limited	450.00	100.300000	45,135.00	100.00	45,000.00	135.00	(648.00)	0.00
AEJ.AX Redbank Energy Limited	0.00	8.000000	0.00	0.00	0.00	0.00	4,199.80	(4,223.80)
SUN.AX Suncorp Group Limited	4,778.00	9.230000	44,100.94	14.88	71,097.55	(26,996.61)	(19,768.67)	(254.09)
TAH.AX Tabcorp Holdings Limited	501.00	3.380000	1,693.38	4.51	2,258.06	(564.68)	(528.35)	0.00
TLS.AX Telstra Corporation Limited.	5,757.00	3.130000	18,019.41	4.47	25,752.00	(7,732.59)	(4,145.04)	0.00
SGR.AX The Star Entertainment Group Limited	287.00	2.840000	815.08	6.10	1,750.75	(935.67)	(367.43)	0.00
WBC.AX Westpac Banking Corporation	7,949.00	17.950000	142,684.55	20.39	162,057.76	(19,373.21)	(81,967.54)	0.00
WBCPH.AX Westpac Banking Corporation	1,000.00	98.350000	98,350.00	100.00	100,000.00	(1,650.00)	(3,750.00)	0.00

Diro Superannuation Fund

Investment Summary with Market Movement

As at 30 June 2020

Investment	Units	Market Price	Market Value	Average Cost	Accounting Cost	Unrealised		Realised Movement	
						Overall	Current Year		
Shares in Listed Companies (Overseas)			834,322.36		672,820.91	161,501.45	(174,608.36)	(9,251.07)	
BIP.NYE	Brookfield Infrastructure Partners L.P - Unit	103.02	59.900900	6,170.99	19.36	1,994.91	4,176.08	(136.83)	0.00
			6,170.99		1,994.91	4,176.08	(136.83)	0.00	
Units in Listed Unit Trusts (Australian)									
APA.AX	APA Group	1,302.00	11.130000	14,491.26	4.10	5,342.64	9,148.62	429.66	0.00
			14,491.26		5,342.64	9,148.62	429.66	0.00	
			2,172,493.16		1,451,268.54	721,224.62	(190,534.23)	(9,251.07)	

Diro Superannuation Fund

Projected Investment Strategy

Overview

The aim of this strategy is to provide the Members with an income on retirement.

Investment Objectives

The Trustee will at all times act prudently to maximise the rate of return, subject to acceptable risk parameters, and maintenance of appropriate diversification across a broad range of assets.

Having considered the risk profile of the fund and the member's needs and circumstances, the trustee has adopted the following objectives for the investment of assets of the fund;

- to achieve an investment return (based on market values and net of tax and charges) that exceeds the CPI by at least 3% per annum when measured over a rolling 5 year period.
- to have a probability of zero or negative returns in any 12 Month period of less than one in five years; and
- have sufficient liquidity to meet liabilities as and when they fall due.

Investment Strategy

The fund will invest in a portfolio of assets according to market conditions and within the ranges specified below:

Asset Allocation

The targeted asset allocation will be in the following ranges:

<u>Asset Class</u>	<u>Target Range</u>	<u>Benchmark</u>
Australian Shares	35 - 45 %	40 %
International Shares	0 - 0 %	0 %
Cash	10 - 15 %	15 %
Australian Fixed Interest	3 - 5 %	5 %
International Fixed Interest	0 - 0 %	0 %
Mortgages	0 - 0 %	0 %
Direct Property	30 - 40 %	35 %
Listed Property	0 - 0 %	0 %
Other	3 - 5 %	5 %

Quality companies and trusts as supported by research and fundamental analysis will be selected. Direct investments in property, artwork and lease equipment may form part of the strategy provided there is sufficient basis for the decision.

Insurance

The Trustees have considered and consulted Professional Advice where necessary to ensure that all fund members have the correct type and level of insurance. Insurance may be held within or outside the SMSF.

Review and Monitoring

The trustees will monitor and review the fund's investment activities on a regular basis and to communicate with the members should they feel that any change in strategy is necessary in order to achieve the fund's objective.

Date: 01/07/2019

.....
Robert Nisbet

Projected Investment Strategy

.....
Dian Nisbet

Notes to the Financial Statements

For the year ended 30 June 2020

Note 1: Summary of Significant Accounting Policies

The trustees have prepared the financial statements on the basis that the superannuation fund is a non-reporting entity because there are no users dependent on general purpose financial statements. The financial statements are therefore special purpose financial statements that have been prepared in order to meet the requirements of the Superannuation Industry (Supervision) Act 1993 and associated Regulations, the trust deed of the fund and the needs of members.

The financial statements have been prepared on a cash basis and are based on historical costs, except for investments which have been measured at market value.

The following significant accounting policies, which are consistent with the policies applied in the previous period unless otherwise stated, have been adopted in the preparation of the financial statements.

The financial statements were authorised for issue by the Trustee(s).

a. Measurement of Investments

The fund initially recognises:

- (i) an investment when it controls the future economic benefits expected to flow from the asset. For financial assets, the trade date is considered to be the date on which control of the future economic benefits attributable to the asset passes to the fund; and
- (ii) a financial liability on the date it becomes a party to the contractual provisions of the instrument.

Investments of the fund have been measured at market value, which refers to the amount that a willing buyer could reasonably be expected to pay to acquire the asset from a willing seller if the following assumptions were made:

- that the buyer and the seller deal with each other at arm's length in relation to the sale;
- that the sale occurred after proper marketing of the asset; and
- that the buyer and the seller acted knowledgeably and prudentially in relation to the sale.

Market value has been determined as follows:

- (i) shares and other securities listed on the Australian Securities Exchange by reference to the relevant market quotations at the end of the reporting period;
- (ii) units in managed funds by reference to the unit redemption price at the end of the reporting period;
- (iii) fixed-interest securities by reference to the redemption price at the end of the reporting period;
- (iv) unlisted investments are stated at trustees' assessment based on estimated market value at balance date or where necessary, an external valuer's opinion; and
- (v) investment properties at the trustees' assessment of the market value or where necessary a qualified independent valuer's opinion at the end of reporting period.

Financial liabilities, such as trade creditors and other payables, are measured at the gross value of the outstanding balance at the end of the reporting period. The trustees have determined that the gross values of the fund's financial liabilities is equivalent to their market values. Any remeasurement changes in the gross values of non-current financial liabilities (including liabilities for members' accrued benefits) are recognised in the operating statement in the periods in which they occur.

b. Cash and Cash Equivalents

Cash and cash equivalents include cash on hand and at call, deposits with banks and short-term, highly liquid investments that are readily convertible to cash and subject to an insignificant risk of change in value.

c. Revenue

Revenue is recognised at the fair value of the consideration received or receivable.

Interest revenue

Interest revenue is recognised in respect of fixed-interest securities, and cash and cash equivalent balances. Interest revenue is recognised upon receipt.

Notes to the Financial Statements

For the year ended 30 June 2020

Dividend revenue

Dividend revenue is recognised when the dividend has been paid or, in the case of dividend reinvestment schemes, when the dividend is credited to the benefit of the fund.

Rental revenue

Rental revenue arising from operating leases on investment properties is recognised upon receipt.

Distribution revenue

Distributions from unit trusts and managed funds are recognised as at the date the unit value is quoted ex-distribution and if not received at the end of the reporting period, are reflected in the statement of financial position as a receivable at market value.

Remeasurement changes in market values

Remeasurement changes in the market values of assets are recognised as income and determined as the difference between the market value at year-end or consideration received (if sold during the year) and the market value as at the prior year-end or cost (if acquired during the period).

d. Liability for Accrued Benefits

The liability for accrued benefits represents the fund's present obligation to pay benefits to members and beneficiaries, and has been calculated as the difference between the carrying amount of the assets and the carrying amount of the other payables and income tax liabilities as at the end of the reporting period.

e. Critical Accounting Estimates and Judgements

The preparation of financial statements requires the trustees to make judgements, estimates and assumptions that affect the application of accounting policies and the reported amounts of assets and liabilities, income and expenses. Actual results may differ from these estimates.

Estimates and underlying assumptions are reviewed on an ongoing basis. Revisions to accounting estimates are recognised in the period in which the estimate is revised and in any future period affected.

Note 2: Investment Property

	2020 \$	2019 \$
Warringah Road	800,000.00	800,000.00
	800,000.00	800,000.00

Note 3: Fixed Interest Securities (Australian)

	2020 \$	2019 \$
La Trobe Australian Credit Fund	100,000.00	100,000.00
	100,000.00	100,000.00

Note 4: Managed Investments (Australian)

2020 \$	2019 \$
------------	------------

Diro Superannuation Fund

Notes to the Financial Statements

For the year ended 30 June 2020

FLS Bentham Global Income	71,950.35	73,819.77
Nikko Tyndall Aust Share Wsale	47,368.41	61,717.69
	119,318.76	135,537.46

Note 5: Shares in Listed Companies (Australian)

	2020 \$	2019 \$
Redbank Energy Limited	0.00	24.00
AGL Energy Limited.	139,827.05	154,717.32
Arrium Limited	0.00	2.12
BHP Group Limited	231,862.86	266,428.68
Bluescope Steel Limited	9,153.27	9,435.15
Commonwealth Bank Of Australia.	49,655.50	50,375.00
Challenger Limited	16,546.32	24,913.28
Challenger Limited	24,875.00	26,400.00
Crown Resorts Limited	11,604.00	14,940.00
National Australia Bank Limited	45,135.00	45,783.00
The Star Entertainment Group Limited	815.08	1,153.60
Suncorp Group Limited	44,100.94	62,729.79
Tabcorp Holdings Limited	1,693.38	2,095.95
Telstra Corporation Limited.	18,019.41	22,164.45
Westpac Banking Corporation	142,684.55	218,485.44
Westpac Banking Corporation	98,350.00	102,100.00
	834,322.36	1,001,747.78

Note 6: Shares in Listed Companies (Overseas)

	2020 \$	2019 \$
Brookfield Infrastructure Partners L.P - Unit	6,170.99	6,307.82
	6,170.99	6,307.82

Note 7: Units in Listed Unit Trusts (Australian)

	2020 \$	2019 \$
APA Group	14,491.26	14,061.60
	14,491.26	14,061.60

Diro Superannuation Fund

Notes to the Financial Statements

For the year ended 30 June 2020

Note 9: Liability for Accrued Benefits

	2020 \$	2019 \$
Liability for accrued benefits at beginning of year	2,421,872.20	2,352,399.77
Benefits accrued as a result of operations	(214,040.85)	69,472.43
Current year member movements	0.00	0.00
Liability for accrued benefits at end of year	2,207,831.35	2,421,872.20

Note 10: Vested Benefits

Vested benefits are benefits that are not conditional upon continued membership of the fund (or any factor other than resignation from the plan) and include benefits which members were entitled to receive had they terminated their fund membership as at the end of the reporting period.

	2020 \$	2019 \$
Vested Benefits	2,207,831.35	2,421,872.20

Note 11: Guaranteed Benefits

No guarantees have been made in respect of any part of the liability for accrued benefits.

Note 12: Dividends

	2020 \$	2019 \$
AGL Energy Limited.	8,706.13	8,754.82
APA Group	631.47	312.48
BHP Group Limited	13,794.36	19,930.38
Bluescope Steel Limited	109.62	109.62
Challenger Limited	2,289.46	2,439.46
Commonwealth Bank Of Australia.	1,318.20	1,666.45
Crown Resorts Limited	720.00	720.00
National Australia Bank Limited	1,405.41	1,878.13
Suncorp Group Limited	3,263.02	3,665.90
Tabcorp Holdings Limited	129.60	72.07
Telstra Corporation Limited.	921.12	1,093.83

Diro Superannuation Fund

Notes to the Financial Statements

For the year ended 30 June 2020

The Star Entertainment Group Limited	28.00	63.48
Westpac Banking Corporation	9,020.80	24,914.76
	<u>42,337.19</u>	<u>65,621.38</u>

Note 13: Trust Distributions

	2020 \$	2019 \$
FLS Bentham Global Income	2,812.31	2,891.16
Nikko Tyndall Aust Share Wsale	2,869.09	5,761.50
APA Group	0.00	279.93
	<u>5,681.40</u>	<u>8,932.59</u>

Note 14: Rental Income

	2020 \$	2019 \$
Warringah Road	27,391.68	27,258.13
	<u>27,391.68</u>	<u>27,258.13</u>

Note 15: Changes in Market Values Unrealised Movements in Market Value

	2020 \$	2019 \$
Investment Property		
Warringah Road	0.00	100,000.00
	<u>0.00</u>	<u>100,000.00</u>
Managed Investments (Australian)		
FLS Bentham Global Income	(1,869.42)	(833.94)
Nikko Tyndall Aust Share Wsale	(14,349.28)	(2,856.47)
	<u>(16,218.70)</u>	<u>(3,690.41)</u>
Shares in Listed Companies (Australian)		
AGL Energy Limited.	(23,609.03)	(18,456.22)
Arrium Limited	4,771.06	(44.46)
BHP Group Limited	(34,565.82)	46,929.25
Bluescope Steel Limited	(281.88)	(4,079.42)
Challenger Limited	(8,366.96)	(19,472.88)
Challenger Limited	(1,525.00)	825.00

Diro Superannuation Fund

Notes to the Financial Statements

For the year ended 30 June 2020

Commonwealth Bank Of Australia.	(719.50)	2,125.00
Crown Resorts Limited	(3,336.00)	(1,260.00)
National Australia Bank Limited	(648.00)	(27.00)
Redbank Energy Limited	4,199.80	0.00
Suncorp Group Limited	(19,768.67)	(5,199.04)
Tabcorp Holdings Limited	(528.35)	(9.27)
Telstra Corporation Limited.	(4,145.04)	7,081.11
The Star Entertainment Group Limited	(367.43)	(226.16)
Westpac Banking Corporation	(81,967.54)	(5,559.57)
Westpac Banking Corporation	(3,750.00)	5,511.00
	(174,608.36)	8,137.34
Shares in Listed Companies (Overseas)		
Brookfield Infrastructure Partners L.P - Unit	(136.83)	1,086.24
	(136.83)	1,086.24
Units in Listed Unit Trusts (Australian)		
APA Group	429.66	1,236.90
	429.66	1,236.90
Total Unrealised Movement	(190,534.23)	106,770.07
Realised Movements in Market Value		
	2020	2019
	\$	\$
Shares in Listed Companies (Australian)		
Arrium Limited	(4,773.18)	0.00
Redbank Energy Limited	(4,223.80)	0.00
Suncorp Group Limited	(254.09)	0.00
	(9,251.07)	0.00
Total Realised Movement	(9,251.07)	0.00
Changes in Market Values	(199,785.30)	106,770.07
Note 16: Income Tax Expense		
	2020	2019
The components of tax expense comprise	\$	\$

Diro Superannuation Fund

Notes to the Financial Statements

For the year ended 30 June 2020

Current Tax	(11,980.95)	(20,533.69)
Income Tax Expense	(11,980.95)	(20,533.69)

The prima facie tax on benefits accrued before income tax is reconciled to the income tax as follows:

Prima facie tax payable on benefits accrued before income tax at 15%	(33,903.27)	7,340.81
--	-------------	----------

Less:

Tax effect of:

Increase in MV of Investments	0.00	16,015.51
Exempt Pension Income	9,094.80	12,941.70
Realised Accounting Capital Gains	(1,387.66)	0.00
Accounting Trust Distributions	852.21	1,339.89

Add:

Tax effect of:

Decrease in MV of Investments	28,580.13	0.00
SMSF Non-Deductible Expenses	906.75	1,452.60
Pension Payments	14,745.00	23,196.00
Franking Credits	2,563.79	4,106.63
Foreign Credits	3.71	3.46
Net Capital Gains	0.00	249.00
Taxable Trust Distributions	503.45	556.92
Distributed Foreign Income	280.64	244.27
Rounding	(0.30)	(0.14)

Income Tax on Taxable Income or Loss	5,120.55	6,852.45
--------------------------------------	----------	----------

Less credits:

Franking Credits	17,091.91	27,377.52
Foreign Credits	9.59	8.62

Current Tax or Refund	(11,980.95)	(20,533.69)
-----------------------	-------------	-------------

Self-managed superannuation fund annual return **2020**

Who should complete this annual return?

Only self-managed superannuation funds (SMSFs) can complete this annual return. All other funds must complete the *Fund income tax return 2020* (NAT 71287).

- ❗ The *Self-managed superannuation fund annual return instructions 2020* (NAT 71606) (the instructions) can assist you to complete this annual return.
- ⊖ The SMSF annual return cannot be used to notify us of a change in fund membership. You must update fund details via ABR.gov.au or complete the Change of details for superannuation entities form (NAT 3036).

To complete this annual return

- Print clearly, using a BLACK pen only.
- Use BLOCK LETTERS and print one character per box.

S	M	I	T	H		S	T				
---	---	---	---	---	--	---	---	--	--	--	--
- Place in ALL applicable boxes.

- Postal address for annual returns:

Australian Taxation Office
GPO Box 9845
[insert the name and postcode
of your capital city]

For example;

Australian Taxation Office
GPO Box 9845
SYDNEY NSW 2001

Section A: Fund information

1 Tax file number (TFN)

- ❗ The ATO is authorised by law to request your TFN. You are not obliged to quote your TFN but not quoting it could increase the chance of delay or error in processing your annual return. See the Privacy note in the Declaration.

➤ To assist processing, write the fund's TFN at the top of pages 3, 5, 7 and 9.

2 Name of self-managed superannuation fund (SMSF)

3 Australian business number (ABN) (if applicable)

4 Current postal address

Suburb/town

State/territory

Postcode

5 Annual return status

- | | | |
|--|-------------|-----|
| Is this an amendment to the SMSF's 2020 return? | A No | Yes |
| Is this the first required return for a newly registered SMSF? | B No | Yes |

6 SMSF auditor

Auditor's name

Title: Mr Mrs Miss Ms Other

Family name

First given name

Other given names

SMSF Auditor Number

Auditor's phone number

Postal address

Suburb/town

State/territory

Postcode

Date audit was completed **A** Day / Month / YearWas Part A of the audit report qualified? **B** No YesWas Part B of the audit report qualified? **C** No YesIf Part B of the audit report was qualified,
have the reported issues been rectified? **D** No Yes**7 Electronic funds transfer (EFT)**

We need your self-managed super fund's financial institution details to pay any super payments and tax refunds owing to you.

A Fund's financial institution account details

This account is used for super contributions and rollovers. Do not provide a tax agent account here.

Fund BSB number

Fund account number

Fund account name

I would like my tax refunds made to this account. **Go to C.****B Financial institution account details for tax refunds**

This account is used for tax refunds. You can provide a tax agent account here.

BSB number

Account number

Account name

C Electronic service address aliasProvide the electronic service address alias (ESA) issued by your SMSF messaging provider.
(For example, SMSFdataESAAlias). See instructions for more information.

- 8 Status of SMSF** Australian superannuation fund **A** No Yes Fund benefit structure **B** Code
- Does the fund trust deed allow acceptance of the Government's Super Co-contribution and Low Income Super Amounts? **C** No Yes

9 Was the fund wound up during the income year?

No Yes **▶** If yes, provide the date on which the fund was wound up Day / Month / Year **▶** Have all tax lodgment and payment obligations been met? No Yes

10 Exempt current pension income

Did the fund pay retirement phase superannuation income stream benefits to one or more members in the income year?

To claim a tax exemption for current pension income, you must pay at least the minimum benefit payment under the law. Record exempt current pension income at Label **A**.

No **▶** Go to Section B: Income.

Yes **▶** Exempt current pension income amount **A** \$

Which method did you use to calculate your exempt current pension income?

Segregated assets method **B**

Unsegregated assets method **C** **▶** Was an actuarial certificate obtained? **D** Yes

Did the fund have any other income that was assessable?

E Yes **▶** Go to Section B: Income.

No **▶** Choosing 'No' means that you do not have any assessable income, including no-TFN quoted contributions. Go to Section C: Deductions and non-deductible expenses. (Do **not** complete Section B: Income.)

If you are entitled to claim any tax offsets, you can list these at Section D: Income tax calculation statement.

Section B: Income

Do not complete this section if all superannuation interests in the SMSF were supporting superannuation income streams in the retirement phase for the **entire year**, there was **no** other income that was assessable, and you **have not** realised a deferred notional gain. If you are entitled to claim any tax offsets, you can record these at Section D: Income tax calculation statement.

11 Income

Did you have a capital gains tax (CGT) event during the year?

G No Yes

If the total capital loss or total capital gain is greater than \$10,000 or you elected to use the transitional CGT relief in 2017 and the deferred notional gain has been realised, complete and attach a *Capital gains tax (CGT) schedule 2020*.

Have you applied an exemption or rollover?

M No Yes

Code

Net capital gain **A** \$

Gross rent and other leasing and hiring income **B** \$

Gross interest **C** \$

Forestry managed investment scheme income **X** \$

Gross foreign income		Loss
D1 \$	Net foreign income	D \$

Australian franking credits from a New Zealand company **E** \$

Transfers from foreign funds **F** \$

Number

Gross payments where ABN not quoted **H** \$

Gross distribution from partnerships **I** \$

Loss

Calculation of assessable contributions	
Assessable employer contributions	
R1 \$	
plus Assessable personal contributions	
R2 \$	
plus [#] No-TFN-quoted contributions	
R3 \$	(an amount must be included even if it is zero)
less Transfer of liability to life insurance company or PST	
R6 \$	

*Unfranked dividend amount **J** \$

*Franked dividend amount **K** \$

*Dividend franking credit **L** \$

*Gross trust distributions **M** \$

Code

Assessable contributions **R** \$
(**R1** plus **R2** plus **R3** less **R6**)

Calculation of non-arm's length income	
*Net non-arm's length private company dividends	
U1 \$	
plus *Net non-arm's length trust distributions	
U2 \$	
plus *Net other non-arm's length income	
U3 \$	

*Other income **S** \$

*Assessable income due to changed tax status of fund **T** \$

Net non-arm's length income **U** \$
(subject to 45% tax rate)
(**U1** plus **U2** plus **U3**)

Code

#This is a mandatory label.
*If an amount is entered at this label, check the instructions to ensure the correct tax treatment has been applied.

GROSS INCOME W \$ (Sum of labels A to U)	Loss
--	------

Exempt current pension income **Y** \$

TOTAL ASSESSABLE INCOME V \$ (W less Y)	Loss
--	------

Section C: Deductions and non-deductible expenses

12 Deductions and non-deductible expenses

- Under 'Deductions' list all expenses and allowances you are entitled to claim a deduction for. Under 'Non-deductible expenses', list all other expenses or normally allowable deductions that you cannot claim as a deduction (for example, all expenses related to exempt current pension income should be recorded in the 'Non-deductible expenses' column).

DEDUCTIONS		NON-DEDUCTIBLE EXPENSES	
Interest expenses within Australia	A1 \$		A2 \$
Interest expenses overseas	B1 \$		B2 \$
Capital works expenditure	D1 \$		D2 \$
Decline in value of depreciating assets	E1 \$		E2 \$
Insurance premiums – members	F1 \$		F2 \$
SMSF auditor fee	H1 \$		H2 \$
Investment expenses	I1 \$		I2 \$
Management and administration expenses	J1 \$		J2 \$
Forestry managed investment scheme expense	U1 \$		U2 \$
Other amounts	L1 \$	Code	L2 \$
Tax losses deducted	M1 \$		

TOTAL DEDUCTIONS
N \$
 (Total **A1** to **M1**)

TOTAL NON-DEDUCTIBLE EXPENSES
Y \$
 (Total **A2** to **L2**)

#TAXABLE INCOME OR LOSS Loss
O \$
(TOTAL ASSESSABLE INCOME less TOTAL DEDUCTIONS)

TOTAL SMSF EXPENSES
Z \$
 (**N plus Y**)

#This is a mandatory label.

Section D: Income tax calculation statement

#Important:

Section B label **R3**, Section C label **O** and Section D labels **A, T1, J, T5** and **I** are mandatory. If you leave these labels blank, you will have specified a zero amount.

13 Calculation statement

Please refer to the *Self-managed superannuation fund annual return instructions 2020* on how to complete the calculation statement.

#Taxable income	A \$	<i>(an amount must be included even if it is zero)</i>
#Tax on taxable income	T1 \$	<i>(an amount must be included even if it is zero)</i>
#Tax on no-TFN-quoted contributions	J \$	<i>(an amount must be included even if it is zero)</i>

Gross tax **B \$**

(T1 plus J)

Foreign income tax offset	
C1 \$	
Rebates and tax offsets	Non-refundable non-carry forward tax offsets
C2 \$	C \$
	<i>(C1 plus C2)</i>

SUBTOTAL 1

T2 \$

(B less C – cannot be less than zero)

Early stage venture capital limited partnership tax offset	
D1 \$	
Early stage venture capital limited partnership tax offset carried forward from previous year	Non-refundable carry forward tax offsets
D2 \$	D \$
Early stage investor tax offset	<i>(D1 plus D2 plus D3 plus D4)</i>
D3 \$	
Early stage investor tax offset carried forward from previous year	SUBTOTAL 2
D4 \$	T3 \$
	<i>(T2 less D – cannot be less than zero)</i>

Complying fund's franking credits tax offset	
E1 \$	
No-TFN tax offset	
E2 \$	
National rental affordability scheme tax offset	Refundable tax offsets
E3 \$	E \$
Exploration credit tax offset	<i>(E1 plus E2 plus E3 plus E4)</i>
E4 \$	

#TAX PAYABLE **T5 \$**

(T3 less E – cannot be less than zero)

Section 102AAM interest charge

G \$

Credit for interest on early payments – amount of interest	
H1 \$	
Credit for tax withheld – foreign resident withholding (excluding capital gains)	
H2 \$	
Credit for tax withheld – where ABN or TFN not quoted (non-individual)	
H3 \$	
Credit for TFN amounts withheld from payments from closely held trusts	
H5 \$	
Credit for interest on no-TFN tax offset	
H6 \$	
Credit for foreign resident capital gains withholding amounts	
H8 \$	
	Eligible credits
	H \$
	(H1 plus H2 plus H3 plus H5 plus H6 plus H8)

#Tax offset refunds (Remainder of refundable tax offsets)	I \$	<i>(unused amount from label E – an amount must be included even if it is zero)</i>
--	-------------	---

PAYG instalments raised

K \$

Supervisory levy

L \$

Supervisory levy adjustment for wound up funds

M \$

Supervisory levy adjustment for new funds

N \$

AMOUNT DUE OR REFUNDABLE A positive amount at S is what you owe, while a negative amount is refundable to you.	S \$	<i>(T5 plus G less H less I less K plus L less M plus N)</i>
---	-------------	--

#This is a mandatory label.

Section E: Losses**14 Losses**

! If total loss is greater than \$100,000, complete and attach a Losses schedule 2020.

Tax losses carried forward to later income years **U \$**
 Net capital losses carried forward to later income years **V \$**

Section F: Member information

MEMBER 1

Title: Mr Mrs Miss Ms Other

Family name

First given name

Other given names

Member's TFN

See the Privacy note in the Declaration.

Date of birth

Contributions

OPENING ACCOUNT BALANCE \$

I Refer to instructions for completing these labels.

Employer contributions

A \$

ABN of principal employer

A1

Personal contributions

B \$

CGT small business retirement exemption

C \$

CGT small business 15-year exemption amount

D \$

Personal injury election

E \$

Spouse and child contributions

F \$

Other third party contributions

G \$

Proceeds from primary residence disposal

H \$

Receipt date Day / Month / Year

H1

Assessable foreign superannuation fund amount

I \$

Non-assessable foreign superannuation fund amount

J \$

Transfer from reserve: assessable amount

K \$

Transfer from reserve: non-assessable amount

L \$

Contributions from non-complying funds and previously non-complying funds

T \$

Any other contributions (including Super Co-contributions and Low Income Super Amounts)

M \$

TOTAL CONTRIBUTIONS N \$

(Sum of labels **A** to **M**)

Other transactions

Allocated earnings or losses **O** \$

Loss

Accumulation phase account balance

S1 \$

Retirement phase account balance – Non CDBIS

S2 \$

Retirement phase account balance – CDBIS

S3 \$

Inward rollovers and transfers **P** \$

Outward rollovers and transfers **Q** \$

Lump Sum payments **R1** \$

Income stream payments **R2** \$

Code

Code

TRIS Count

CLOSING ACCOUNT BALANCE S \$

(**S1** plus **S2** plus **S3**)

Accumulation phase value **X1** \$

Retirement phase value **X2** \$

Outstanding limited recourse borrowing arrangement amount **Y** \$

MEMBER 2

Title: Mr Mrs Miss Ms Other
 Family name

First given name Other given names

Member's TFN

See the Privacy note in the Declaration.

Date of birth

Contributions

OPENING ACCOUNT BALANCE \$

I Refer to instructions for completing these labels.

Employer contributions

A \$

ABN of principal employer

A1

Personal contributions

B \$

CGT small business retirement exemption

C \$

CGT small business 15-year exemption amount

D \$

Personal injury election

E \$

Spouse and child contributions

F \$

Other third party contributions

G \$

Proceeds from primary residence disposal

H \$

Receipt date Day / Month / Year

H1

Assessable foreign superannuation fund amount

I \$

Non-assessable foreign superannuation fund amount

J

Transfer from reserve: assessable amount

K \$

Transfer from reserve: non-assessable amount

L \$

Contributions from non-complying funds and previously non-complying funds

T \$

Any other contributions (including Super Co-contributions and Low Income Super Amounts)

M \$

TOTAL CONTRIBUTIONS N \$

(Sum of labels **A** to **M**)

Other transactions

Allocated earnings or losses **O \$**

Loss

Accumulation phase account balance

S1 \$

Retirement phase account balance - Non CDBIS

S2 \$

Retirement phase account balance - CDBIS

S3 \$

TRIS Count

Inward rollovers and transfers **P \$**

Outward rollovers and transfers **Q \$**

Lump Sum payments **R1 \$**

Income stream payments **R2 \$**

Code

Code

CLOSING ACCOUNT BALANCE S \$

(**S1** plus **S2** plus **S3**)

Accumulation phase value **X1 \$**

Retirement phase value **X2 \$**

Outstanding limited recourse borrowing arrangement amount **Y \$**

Sensitive (when completed)

MEMBER 3

Title: Mr Mrs Miss Ms Other
 Family name

First given name Other given names

Member's TFN

See the Privacy note in the Declaration.

Date of birth

Contributions

OPENING ACCOUNT BALANCE \$

I Refer to instructions for completing these labels.

Employer contributions

A \$

ABN of principal employer

A1

Personal contributions

B \$

CGT small business retirement exemption

C \$

CGT small business 15-year exemption amount

D \$

Personal injury election

E \$

Spouse and child contributions

F \$

Other third party contributions

G \$

Proceeds from primary residence disposal

H \$

Receipt date Day / Month / Year

H1

Assessable foreign superannuation fund amount

I \$

Non-assessable foreign superannuation fund amount

J \$

Transfer from reserve: assessable amount

K \$

Transfer from reserve: non-assessable amount

L \$

Contributions from non-complying funds and previously non-complying funds

T \$

Any other contributions (including Super Co-contributions and Low Income Super Amounts)

M \$

TOTAL CONTRIBUTIONS N \$

(Sum of labels **A** to **M**)

Other transactions

Allocated earnings or losses **O** \$

Loss

Accumulation phase account balance

S1 \$

Retirement phase account balance – Non CDBIS

S2 \$

Retirement phase account balance – CDBIS

S3 \$

TRIS Count

Inward rollovers and transfers **P** \$

Outward rollovers and transfers **Q** \$

Lump Sum payments **R1** \$

Income stream payments **R2** \$

Code

Code

CLOSING ACCOUNT BALANCE S \$

(**S1** plus **S2** plus **S3**)

Accumulation phase value **X1** \$

Retirement phase value **X2** \$

Outstanding limited recourse borrowing arrangement amount **Y** \$

MEMBER 4

Title: Mr Mrs Miss Ms Other
Family name

First given name Other given names

Member's TFN

See the Privacy note in the Declaration.

Date of birth

Contributions

OPENING ACCOUNT BALANCE \$

I Refer to instructions for completing these labels.

Employer contributions

A \$

ABN of principal employer

A1

Personal contributions

B \$

CGT small business retirement exemption

C \$

CGT small business 15-year exemption amount

D \$

Personal injury election

E \$

Spouse and child contributions

F \$

Other third party contributions

G \$

Proceeds from primary residence disposal

H \$

Receipt date Day / Month / Year

H1

Assessable foreign superannuation fund amount

I \$

Non-assessable foreign superannuation fund amount

J

Transfer from reserve: assessable amount

K

Transfer from reserve: non-assessable amount

L \$

Contributions from non-complying funds and previously non-complying funds

T \$

Any other contributions (including Super Co-contributions and Low Income Super Amounts)

M \$

TOTAL CONTRIBUTIONS N \$

(Sum of labels **A** to **M**)

Other transactions

Allocated earnings or losses **O** \$

Loss

Accumulation phase account balance

S1 \$

Retirement phase account balance – Non CDBIS

S2 \$

Retirement phase account balance – CDBIS

S3 \$

TRIS Count

Inward rollovers and transfers **P** \$

Outward rollovers and transfers **Q** \$

Lump Sum payments **R1** \$

Income stream payments **R2** \$

Code

Code

CLOSING ACCOUNT BALANCE S \$

(**S1** plus **S2** plus **S3**)

Accumulation phase value **X1** \$

Retirement phase value **X2** \$

Outstanding limited recourse borrowing arrangement amount **Y** \$

Sensitive (when completed)

Section G: Supplementary member information

MEMBER 5

Title: Mr Mrs Miss Ms Other

Account status

Code

Family name

First given name

Other given names

Member's TFN

See the Privacy note in the Declaration.

Date of birth

If deceased, date of death

Day / Month / Year

Contributions

OPENING ACCOUNT BALANCE \$

I Refer to instructions for completing these labels.

Employer contributions

A \$

ABN of principal employer

A1

Personal contributions

B \$

CGT small business retirement exemption

C \$

CGT small business 15-year exemption amount

D \$

Personal injury election

E \$

Spouse and child contributions

F \$

Other third party contributions

G \$

Proceeds from primary residence disposal

H \$

Receipt date Day / Month / Year

H1

Assessable foreign superannuation fund amount

I \$

Non-assessable foreign superannuation fund amount

J

Transfer from reserve: assessable amount

K \$

Transfer from reserve: non-assessable amount

L \$

Contributions from non-complying funds and previously non-complying funds

T \$

Any other contributions (including Super Co-contributions and Low Income Super Amounts)

M \$

TOTAL CONTRIBUTIONS N \$

(Sum of labels **A** to **M**)

Other transactions

Allocated earnings or losses **O** \$

Loss

Accumulation phase account balance

S1 \$

Retirement phase account balance - Non CDBIS

S2 \$

Retirement phase account balance - CDBIS

S3 \$

TRIS Count

Inward rollovers and transfers **P** \$

Outward rollovers and transfers **Q** \$

Lump Sum payments **R1** \$

Income stream payments **R2** \$

Code

Code

CLOSING ACCOUNT BALANCE S \$

(**S1** plus **S2** plus **S3**)

Accumulation phase value **X1** \$

Retirement phase value **X2** \$

Outstanding limited recourse borrowing arrangement amount **Y** \$

MEMBER 6

Title: Mr Mrs Miss Ms Other

Family name

Account status

First given name

Other given names

Member's TFN

See the Privacy note in the Declaration.

Date of birth

If deceased, date of death

Day / Month / Year

Contributions

OPENING ACCOUNT BALANCE \$

I Refer to instructions for completing these labels.

Employer contributions

A \$

ABN of principal employer

A1

Personal contributions

B \$

CGT small business retirement exemption

C \$

CGT small business 15-year exemption amount

D \$

Personal injury election

E \$

Spouse and child contributions

F \$

Other third party contributions

G \$

Proceeds from primary residence disposal

H \$

Receipt date Day / Month / Year

H1

Assessable foreign superannuation fund amount

I \$

Non-assessable foreign superannuation fund amount

J \$

Transfer from reserve: assessable amount

K \$

Transfer from reserve: non-assessable amount

L \$

Contributions from non-complying funds and previously non-complying funds

T \$

Any other contributions (including Super Co-contributions and Low Income Super Amounts)

M \$

TOTAL CONTRIBUTIONS N \$

(Sum of labels **A** to **M**)

Other transactions

Allocated earnings or losses **O** \$

Loss

Accumulation phase account balance

S1 \$

Retirement phase account balance - Non CDBIS

S2 \$

Retirement phase account balance - CDBIS

S3 \$

TRIS Count

Inward rollovers and transfers **P** \$

Outward rollovers and transfers **Q** \$

Lump Sum payments **R1** \$

Income stream payments **R2** \$

Code

Code

CLOSING ACCOUNT BALANCE S \$

(**S1** plus **S2** plus **S3**)

Accumulation phase value **X1** \$

Retirement phase value **X2** \$

Outstanding limited recourse borrowing arrangement amount **Y** \$

Sensitive (when completed)

MEMBER 7

Title: Mr Mrs Miss Ms Other

Family name

Account status

First given name

Other given names

Member's TFN

See the Privacy note in the Declaration.

Date of birth

If deceased, date of death

Day / Month / Year

Contributions

OPENING ACCOUNT BALANCE \$

I Refer to instructions for completing these labels.

Employer contributions

A \$

ABN of principal employer

A1

Personal contributions

B \$

CGT small business retirement exemption

C \$

CGT small business 15-year exemption amount

D \$

Personal injury election

E \$

Spouse and child contributions

F \$

Other third party contributions

G \$

Proceeds from primary residence disposal

H \$

Receipt date Day / Month / Year

H1

Assessable foreign superannuation fund amount

I \$

Non-assessable foreign superannuation fund amount

J \$

Transfer from reserve: assessable amount

K \$

Transfer from reserve: non-assessable amount

L \$

Contributions from non-complying funds and previously non-complying funds

T \$

Any other contributions (including Super Co-contributions and Low Income Super Amounts)

M \$

TOTAL CONTRIBUTIONS N \$

(Sum of labels **A** to **M**)

Other transactions

Allocated earnings or losses **O** \$

Accumulation phase account balance

S1 \$

Retirement phase account balance - Non CDBIS

S2 \$

Retirement phase account balance - CDBIS

S3 \$

Inward rollovers and transfers **P** \$

Outward rollovers and transfers **Q** \$

Lump Sum payments **R1** \$

Income stream payments **R2** \$

CLOSING ACCOUNT BALANCE S \$

(**S1** plus **S2** plus **S3**)

Accumulation phase value **X1** \$

Retirement phase value **X2** \$

Outstanding limited recourse borrowing arrangement amount **Y** \$

MEMBER 8

Title: Mr Mrs Miss Ms Other

Family name

Account status

First given name

Other given names

Member's TFN

See the Privacy note in the Declaration.

Date of birth

If deceased, date of death

Day / Month / Year

Contributions

OPENING ACCOUNT BALANCE \$

I Refer to instructions for completing these labels.

Employer contributions

A \$

ABN of principal employer

A1

Personal contributions

B \$

CGT small business retirement exemption

C \$

CGT small business 15-year exemption amount

D \$

Personal injury election

E \$

Spouse and child contributions

F \$

Other third party contributions

G \$

Proceeds from primary residence disposal

H \$

Receipt date Day / Month / Year

H1

Assessable foreign superannuation fund amount

I \$

Non-assessable foreign superannuation fund amount

J \$

Transfer from reserve: assessable amount

K \$

Transfer from reserve: non-assessable amount

L \$

Contributions from non-complying funds and previously non-complying funds

T \$

Any other contributions (including Super Co-contributions and Low Income Super Amounts)

M \$

TOTAL CONTRIBUTIONS N \$

(Sum of labels **A** to **M**)

Other transactions

Allocated earnings or losses **O** \$

Loss

Accumulation phase account balance

S1 \$

Retirement phase account balance - Non CDBIS

S2 \$

Retirement phase account balance - CDBIS

S3 \$

TRIS Count

Inward rollovers and transfers **P** \$

Outward rollovers and transfers **Q** \$

Lump Sum payments **R1** \$

Income stream payments **R2** \$

Code

Code

CLOSING ACCOUNT BALANCE S \$

(**S1** plus **S2** plus **S3**)

Accumulation phase value **X1** \$

Retirement phase value **X2** \$

Outstanding limited recourse borrowing arrangement amount **Y** \$

Sensitive (when completed)

Section H: Assets and liabilities

15 ASSETS

15a Australian managed investments

Listed trusts **A** \$

Unlisted trusts **B** \$

Insurance policy **C** \$

Other managed investments **D** \$

15b Australian direct investments

<p>Limited recourse borrowing arrangements</p> <p>Australian residential real property J1 \$</p> <p>Australian non-residential real property J2 \$</p> <p>Overseas real property J3 \$</p> <p>Australian shares J4 \$</p> <p>Overseas shares J5 \$</p> <p>Other J6 \$</p> <p>Property count J7 \$</p>	<p>Cash and term deposits E \$</p> <p>Debt securities F \$</p> <p style="text-align: center;">Loans G \$</p> <p>Listed shares H \$</p> <p>Unlisted shares I \$</p> <p style="text-align: center;">Limited recourse borrowing arrangements J \$</p> <p style="text-align: center;">Non-residential real property K \$</p> <p style="text-align: center;">Residential real property L \$</p> <p style="text-align: center;">Collectables and personal use assets M \$</p> <p style="text-align: center;">Other assets O \$</p>
--	--

15c Other investments

Crypto-Currency **N** \$

15d Overseas direct investments

Overseas shares **P** \$

Overseas non-residential real property **Q** \$

Overseas residential real property **R** \$

Overseas managed investments **S** \$

Other overseas assets **T** \$

<p>TOTAL AUSTRALIAN AND OVERSEAS ASSETS U \$</p> <p><small>(Sum of labels A to T)</small></p>

15e In-house assets

Did the fund have a loan to, lease to or investment in, related parties (known as in-house assets) at the end of the income year?

A No Yes **‡** \$

15f Limited recourse borrowing arrangements

If the fund had an LRBA were the LRBA borrowings from a licensed financial institution? **A** No Yes

Did the members or related parties of the fund use personal guarantees or other security for the LRBA? **B** No Yes

16 LIABILITIES

Borrowings for limited recourse borrowing arrangements V1 \$	
Permissible temporary borrowings V2 \$	
Other borrowings V3 \$	
	Borrowings V \$
Total member closing account balances (total of all CLOSING ACCOUNT BALANCES from Sections F and G)	W \$
	Reserve accounts X \$
	Other liabilities Y \$
	TOTAL LIABILITIES Z \$

Section I: Taxation of financial arrangements

17 Taxation of financial arrangements (TOFA)

Total TOFA gains **H \$**

Total TOFA losses **I \$**

Section J: Other information

Family trust election status

If the trust or fund has made, or is making, a family trust election, write the four-digit **income year specified** of the election (for example, for the 2019-20 income year, write **2020**). **A**

If revoking or varying a family trust election, print **R** for revoke or print **V** for variation, and complete and attach the *Family trust election, revocation or variation 2020*. **B**

Interposed entity election status

If the trust or fund has an existing election, write the earliest income year specified. If the trust or fund is making one or more elections this year, write the earliest income year being specified and complete an *Interposed entity election or revocation 2020* for each election. **C**

If revoking an interposed entity election, print **R**, and complete and attach the *Interposed entity election or revocation 2020*. **D**

Section K: Declarations

 Penalties may be imposed for false or misleading information in addition to penalties relating to any tax shortfalls.

Important

Before making this declaration check to ensure that all income has been disclosed and the annual return, all attached schedules and any additional documents are true and correct in every detail. If you leave labels blank, you will have specified a zero amount or the label was not applicable to you. If you are in doubt about any aspect of the annual return, place all the facts before the ATO.

Privacy

The ATO is authorised by the **Taxation Administration Act 1953** to request the provision of tax file numbers (TFNs). We will use the TFN to identify the entity in our records. It is not an offence not to provide the TFN. However if you do not provide the TFN, the processing of this form may be delayed.

Taxation law authorises the ATO to collect information and disclose it to other government agencies. For information about your privacy go to ato.gov.au/privacy

TRUSTEE'S OR DIRECTOR'S DECLARATION:

I declare that, the current trustees and directors have authorised this annual return and it is documented as such in the SMSF's records. I have received a copy of the audit report and are aware of any matters raised therein. The information on this annual return, including any attached schedules and additional documentation is true and correct.

Authorised trustee's, director's or public officer's signature

Date Day / Month / Year

Preferred trustee or director contact details:

Title: Mr Mrs Miss Ms Other

Family name

First given name

Other given names

Phone number

Email address

Non-individual trustee name (if applicable)

ABN of non-individual trustee

Time taken to prepare and complete this annual return

Hrs

 The Commissioner of Taxation, as Registrar of the Australian Business Register, may use the ABN and business details which you provide on this annual return to maintain the integrity of the register. For further information, refer to the instructions.

TAX AGENT'S DECLARATION:

I declare that the Self-managed superannuation fund annual return 2020 has been prepared in accordance with information provided by the trustees, that the trustees have given me a declaration stating that the information provided to me is true and correct, and that the trustees have authorised me to lodge this annual return.

Tax agent's signature

Date Day / Month / Year

Tax agent's contact details

Title: Mr Mrs Miss Ms Other

Family name

First given name

Other given names

Tax agent's practice

Tax agent's phone number

Reference number

Tax agent number

Diro Superannuation Fund

General Ledger

As at 30 June 2020

Transaction Date	Description	Units	Debit	Credit	Balance \$
Distributions Received (23800)					
<u>FLS Bentham Global Income (AMP1995AU)</u>					
07/08/2019	Deposit FPSL DISTRIBUTIO FPL DI 400264850			206.93	206.93 CR
09/09/2019	Deposit FPSL DISTRIBUTIO FPL DI 400264850			206.76	413.69 CR
09/10/2019	Deposit FPSL DISTRIBUTIO FPL DI 400264850			205.95	619.64 CR
07/11/2019	Deposit FPSL DISTRIBUTIO FPL DI 400264850			205.95	825.59 CR
06/12/2019	Deposit FPSL DISTRIBUTIO FPL DI 400264850			205.16	1,030.75 CR
10/01/2020	Deposit FPSL DISTRIBUTIO FPL DI 400264850			205.65	1,236.40 CR
07/02/2020	Deposit FPSL DISTRIBUTIO FPL DI 400264850			206.81	1,443.21 CR
06/03/2020	Deposit FPSL DISTRIBUTIO FPL DI 400264850			206.36	1,649.57 CR
08/04/2020	Deposit FPSL DISTRIBUTIO FPL DI 400264850			234.71	1,884.28 CR
07/05/2020	Deposit FPSL DISTRIBUTIO FPL DI 400264850			212.10	2,096.38 CR
05/06/2020	Deposit FPSL DISTRIBUTIO FPL DI 400264850			217.06	2,313.44 CR
30/06/2020	as per statement			498.87	2,812.31 CR
30/06/2020	AMP1995AU - FLS Bentham Global Income - Custom Tax Data - 30/06/2020				2,812.31 CR
			0.00	2,812.31	2,812.31 CR
<u>Nikko Tyndall Aust Share Wsale (TYN0028AU1)</u>					
13/01/2020	Deposit Nikko AM Funds 100515352			878.71	878.71 CR
30/06/2020	TYN0028AU1 - Nikko Tyndall Aust Share Wsale - Custom Tax Data - 30/06/2020				878.71 CR
30/06/2020	as per statement			1,990.38	2,869.09 CR
			0.00	2,869.09	2,869.09 CR
Dividends Received (23900)					
<u>AGL Energy Limited. (AGL.AX)</u>					
22/08/2019	as per statement			4,948.48	4,948.48 CR
27/02/2020	as per statement			3,757.65	8,706.13 CR
				8,706.13	8,706.13 CR
<u>APA Group (APA.AX)</u>					
11/09/2019	Deposit APA DST 001231700597 [Amount Receivable]			332.01	332.01 CR
11/03/2020	Deposit APA DST 001237245030 [System Matched Income Data]			299.46	631.47 CR
				631.47	631.47 CR
<u>BHP Group Limited (BHP.AX)</u>					
25/09/2019	Deposit BHP GROUP DIV AF380/01124366 [System Matched Income Data]			7,359.97	7,359.97 CR
24/03/2020	Deposit BHP GROUP DIV AI381/01116975 [System Matched Income Data]			6,434.39	13,794.36 CR
				13,794.36	13,794.36 CR
<u>Bluescope Steel Limited (BSL.AX)</u>					
16/10/2019	Deposit BSL FNL DIV 001234598266			62.64	62.64 CR

Diro Superannuation Fund

General Ledger

As at 30 June 2020

Transaction Date	Description	Units	Debit	Credit	Balance \$
	[System Matched Income Data]				
31/03/2020	Deposit BSL ITM DIV 001240123166 [System Matched Income Data]			46.98	109.62 CR
				109.62	109.62 CR
<u>Commonwealth Bank Of Australia. (CBAPD.AX)</u>					
16/09/2019	Deposit PERLS VII DST 001233985468 [System Matched Income Data]			361.75	361.75 CR
16/12/2019	Deposit PERLS VII DST 001236264242 [System Matched Income Data]			334.65	696.40 CR
16/03/2020	Deposit PERLS VII DST 001240193217 [System Matched Income Data]			322.45	1,018.85 CR
15/06/2020	Deposit PERLS VII DST 001241927140 [System Matched Income Data]			299.35	1,318.20 CR
				1,318.20	1,318.20 CR
<u>Challenger Limited (CGF.AX)</u>					
25/09/2019	Deposit CHALLENGER LTD SEP19/00822348 [System Matched Income Data]			675.36	675.36 CR
24/03/2020	Deposit CHALLENGER LTD MAR20/00820514 [System Matched Income Data]			656.60	1,331.96 CR
				1,331.96	1,331.96 CR
<u>Challenger Limited (CGFPB.AX)</u>					
22/08/2019	Deposit CHALLENGER LTD 19AUG/00802296 [System Matched Income Data]			260.00	260.00 CR
22/11/2019	Deposit CHALLENGER LTD 19NOV/00802289 [System Matched Income Data]			237.50	497.50 CR
24/02/2020	Deposit CHALLENGER LTD 20FEB/00802252 [System Matched Income Data]			237.50	735.00 CR
22/05/2020	Deposit CHALLENGER LTD 20MAY/00802170 [System Matched Income Data]			222.50	957.50 CR
				957.50	957.50 CR
<u>Crown Resorts Limited (CWN.AX)</u>					
04/10/2019	Deposit CWN INTEREST OCT19/00829618 [System Matched Income Data]			360.00	360.00 CR
17/04/2020	Deposit CWN DIVIDEND 20APR/00828320 [System Matched Income Data]			360.00	720.00 CR
				720.00	720.00 CR
<u>National Australia Bank Limited (NABPE.AX)</u>					
20/09/2019	Deposit NABPE SEP PE201/00805189 [System Matched Income Data]			390.74	390.74 CR
20/12/2019	Deposit NABPE DEC PE202/00805024 [System Matched Income Data]			350.06	740.80 CR
20/03/2020	Deposit NABPE MAR PE203/00804867 [System Matched Income Data]			349.38	1,090.18 CR
22/06/2020	Deposit NABPE JUN PE204/00804640 [System Matched Income Data]			315.23	1,405.41 CR
				1,405.41	1,405.41 CR

Diro Superannuation Fund

General Ledger

As at 30 June 2020

Transaction Date	Description	Units	Debit	Credit	Balance \$
<u>The Star Entertainment Group Limited (SGR.AX)</u>					
22/08/2019	as per statement			28.00	28.00 CR
				28.00	28.00 CR
<u>Suncorp Group Limited (SUN.AX)</u>					
15/08/2019	as per statement			2,049.08	2,049.08 CR
15/08/2019	as per statement			1,213.94	3,263.02 CR
				3,263.02	3,263.02 CR
<u>Tabcorp Holdings Limited (TAH.AX)</u>					
01/07/2019	as per dividend statement, was supposed to be included in FY2019 16/8/18			9.60	9.60 CR
01/07/2019	as per dividend statement, was supposed to be included in FY2019 19/2/19			14.07	23.67 CR
22/08/2019	as per statement			39.05	62.72 CR
22/08/2019	as per dividend statement			13.31	76.03 CR
25/02/2020	as per statement			39.93	115.96 CR
25/02/2020	as per dividend statement			13.64	129.60 CR
				129.60	129.60 CR
<u>Telstra Corporation Limited. (TLS.AX)</u>					
26/09/2019	Deposit TLS FNL DIV 001232959465 [System Matched Income Data]			460.56	460.56 CR
27/03/2020	Deposit TLS ITM DIV 001239159466 [System Matched Income Data]			460.56	921.12 CR
				921.12	921.12 CR
<u>Westpac Banking Corporation (WBC.AX)</u>					
13/11/2019	as per dividend statement			6,163.20	6,163.20 CR
				6,163.20	6,163.20 CR
<u>Westpac Banking Corporation (WBCPH.AX)</u>					
23/09/2019	Deposit WBCPH DST 001234510996 [System Matched Income Data]			773.70	773.70 CR
23/12/2019	Deposit WBCPH DST 001236416710 [System Matched Income Data]			718.20	1,491.90 CR
23/03/2020	Deposit WBCPH DST 001241049358 [System Matched Income Data]			719.40	2,211.30 CR
22/06/2020	Deposit WBCPH DST 001242050545 [System Matched Income Data]			646.30	2,857.60 CR
				2,857.60	2,857.60 CR
Changes in Market Values of Investments (24700)					
<u>Changes in Market Values of Investments (24700)</u>					
01/07/2019	write off (balance from previous accountant) (ARIR.AX)		4,773.18		4,773.18 DR
01/07/2019	Unrealised Gain writeback as at 01/07/2019 (ARIR.AX)			4,771.06	2.12 DR
01/07/2019	write off (balance from previous accountant) (AEJ.AX)		4,223.80		4,225.92 DR
01/07/2019	Unrealised Gain writeback as at 01/07/2019 (AEJ.AX)			4,199.80	26.12 DR
24/10/2019	Deposit SUN CAP RETURN 001235054861 (SUN.AX)		254.09		280.21 DR
24/10/2019	Unrealised Gain writeback as at 24/10/2019 (SUN.AX)			204.33	75.88 DR
30/06/2020	Revaluation - 30/06/2020 @ \$100.300000 (System Price) -		648.00		723.88 DR

Diro Superannuation Fund

General Ledger

As at 30 June 2020

Transaction Date	Description	Units	Debit	Credit	Balance \$
	AX)				
30/06/2020	Revaluation - 30/06/2020 @ \$17.050000 (System Price) - 8,201.000000 Units on hand (AGL.AX)		23,609.03		24,332.91 DR
30/06/2020	Revaluation - 30/06/2020 @ \$17.950000 (System Price) - 7,949.000000 Units on hand (WBC.AX)		81,967.54		106,300.45 DR
30/06/2020	Revaluation - 30/06/2020 @ \$11.130000 (System Price) - 1,302.000000 Units on hand (APA.AX)			429.66	105,870.79 DR
30/06/2020	Revaluation - 30/06/2020 @ \$59.900900 (System Price) - 103.020000 Units on hand (BIP.NYE)		136.83		106,007.62 DR
30/06/2020	Revaluation - 30/06/2020 @ \$99.311000 (System Price) - 500.000000 Units on hand (CBAPD.AX)		719.50		106,727.12 DR
30/06/2020	Revaluation - 30/06/2020 @ \$1.063810 (Exit) - 67,634.590000 Units on hand (AMP1995AU)		1,869.42		108,596.54 DR
30/06/2020	Revaluation - 30/06/2020 @ \$11.690000 (System Price) - 783.000000 Units on hand (BSL.AX)		281.88		108,878.42 DR
30/06/2020	Revaluation - 30/06/2020 @ \$2.840000 (System Price) - 287.000000 Units on hand (SGR.AX)		367.43		109,245.85 DR
30/06/2020	Revaluation - 30/06/2020 @ \$3.130000 (System Price) - 5,757.000000 Units on hand (TLS.AX)		4,145.04		113,390.89 DR
30/06/2020	Revaluation - 30/06/2020 @ \$35.820000 (System Price) - 6,473.000000 Units on hand (BHP.AX)		34,565.82		147,956.71 DR
30/06/2020	Revaluation - 30/06/2020 @ \$1.980000 (Exit) - 23,923.440000 Units on hand (TYN0028AU)		14,349.28		162,305.99 DR
30/06/2020	Revaluation - 30/06/2020 @ \$4.410000 (System Price) - 3,752.000000 Units on hand (CGF.AX)		8,366.96		170,672.95 DR
30/06/2020	Revaluation - 30/06/2020 @ \$99.500000 (System Price) - 250.000000 Units on hand (CGFPB.AX)		1,525.00		172,197.95 DR
30/06/2020	Revaluation - 30/06/2020 @ \$3.380000 (System Price) - 501.000000 Units on hand (TAH.AX)		528.35		172,726.30 DR
30/06/2020	Revaluation - 30/06/2020 @ \$9.230000 (System Price) - 4,778.000000 Units on hand (SUN.AX)		19,973.00		192,699.30 DR
30/06/2020	Revaluation - 30/06/2020 @ \$98.350000 (System Price) - 1,000.000000 Units on hand (WBCPH.AX)		3,750.00		196,449.30 DR
30/06/2020	Revaluation - 30/06/2020 @ \$9.670000 (System Price) - 1,200.000000 Units on hand (CWN.AX)		3,336.00		199,785.30 DR
			209,390.15	9,604.85	199,785.30 DR

Interest Received (25000)

La Trobe Australian Credit Fund (0012)

Diro Superannuation Fund

General Ledger

As at 30 June 2020

Transaction Date	Description	Units	Debit	Credit	Balance \$
02/07/2019	Deposit LaTrobe Fund 12m Interest JUN 5.20			427.40	427.40 CR
10/07/2019	Deposit LaTrobe Fund PMO Rebated Fees JUN			41.10	468.50 CR
02/08/2019	Deposit LaTrobe Fund 12m Interest JUL 5.20			441.64	910.14 CR
09/08/2019	Deposit LaTrobe Fund PMO Rebated Fees JUL			42.47	952.61 CR
03/09/2019	Deposit LaTrobe Fund 12m Interest AUG 5.05			428.90	1,381.51 CR
10/09/2019	Deposit LaTrobe Fund PMO Rebated Fees AUG			42.47	1,423.98 CR
02/10/2019	Deposit LaTrobe Fund 12m Interest SEP 5.05			415.07	1,839.05 CR
10/10/2019	Deposit LaTrobe Fund PMO Rebated Fees SEP			41.10	1,880.15 CR
04/11/2019	Deposit LaTrobe Fund 12m Interest OCT 5.05			428.90	2,309.05 CR
08/11/2019	Deposit LaTrobe Fund PMO Rebated Fees OCT			42.47	2,351.52 CR
03/12/2019	Deposit LaTrobe Fund 12m Interest NOV 5.05			415.07	2,766.59 CR
11/12/2019	Deposit LaTrobe Fund PMO Rebated Fees NOV			41.10	2,807.69 CR
06/01/2020	Deposit LaTrobe Fund 12m Interest DEC 5.05			428.90	3,236.59 CR
10/01/2020	Deposit LaTrobe Fund PMO Rebated Fees DEC			42.47	3,279.06 CR
05/02/2020	Deposit LaTrobe Fund 12m Interest JAN 4.90			415.03	3,694.09 CR
10/02/2020	Deposit LaTrobe Fund PMO Rebated Fees JAN			42.35	3,736.44 CR
04/03/2020	Deposit LaTrobe Fund 12m Interest FEB 4.90			388.25	4,124.69 CR
10/03/2020	Deposit LaTrobe Fund PMO Rebated Fees FEB			39.62	4,164.31 CR
03/04/2020	Deposit LaTrobe Fund 12m Interest MAR 4.90			415.03	4,579.34 CR
09/04/2020	Deposit LaTrobe Fund PMO Rebated Fees MAR			42.35	4,621.69 CR
05/05/2020	Deposit LaTrobe Fund 12m Interest APR 4.70			385.25	5,006.94 CR
08/05/2020	Deposit LaTrobe Fund PMO Rebated Fees APR			40.98	5,047.92 CR
03/06/2020	Deposit LaTrobe Fund 12m Interest MAY 4.70			398.09	5,446.01 CR
10/06/2020	Deposit LaTrobe Fund PMO Rebated Fees MAY			42.35	5,488.36 CR
				5,488.36	5,488.36 CR
Macquarie 330 (Macquarie330)					
31/07/2019	Interest MACQUARIE CMA INTEREST PAID*			225.63	225.63 CR
30/08/2019	Interest MACQUARIE CMA INTEREST PAID*			209.57	435.20 CR
30/09/2019	Interest MACQUARIE CMA INTEREST PAID*			207.19	642.39 CR
31/10/2019	Interest MACQUARIE CMA INTEREST PAID*			159.30	801.69 CR
29/11/2019	Interest MACQUARIE CMA INTEREST PAID*			149.42	951.11 CR
31/12/2019	Interest MACQUARIE CMA INTEREST PAID*			155.81	1,106.92 CR
31/01/2020	Interest MACQUARIE CMA INTEREST PAID*			157.04	1,263.96 CR
28/02/2020	Interest MACQUARIE CMA INTEREST			148.26	1,412.22 CR

Diro Superannuation Fund

General Ledger

As at 30 June 2020

Transaction Date	Description	Units	Debit	Credit	Balance \$
	PAID*				
31/03/2020	Interest MACQUARIE CMA INTEREST PAID*			80.19	1,492.41 CR
30/04/2020	Interest MACQUARIE CMA INTEREST PAID*			14.71	1,507.12 CR
29/05/2020	Interest MACQUARIE CMA INTEREST PAID*			15.30	1,522.42 CR
30/06/2020	Interest MACQUARIE CMA INTEREST PAID*			14.78	1,537.20 CR
				1,537.20	1,537.20 CR
Interest Received ATO General Interest Charge (25100)					
<u>Interest Received ATO General Interest Charge (25100)</u>					
01/07/2019	to correct previous year error in allocation			1.30	1.30 CR
08/08/2019	Deposit ATO ATO006000011057551			28.54	29.84 CR
				29.84	29.84 CR
Property Income (28000)					
<u>Warringah Road (Warringah Road)</u>					
24/07/2019	Deposit PERMECCA P/L T/A TRANSFER 230 Warri			1,874.40	1,874.40 CR
23/08/2019	Deposit PERMECCA P/L T/A TRANSFER 230 Warri			1,964.02	3,838.42 CR
24/09/2019	Deposit PERMECCA P/L T/A TRANSFER 230 Warri			2,843.20	6,681.62 CR
24/10/2019	Deposit PERMECCA P/L T/A TRANSFER 230 Warri			2,094.40	8,776.02 CR
25/11/2019	Deposit PERMECCA P/L T/A TRANSFER 230 Warri			1,964.46	10,740.48 CR
23/12/2019	Deposit PERMECCA P/L T/A TRANSFER 230 Warri			2,843.20	13,583.68 CR
24/01/2020	Deposit PERMECCA P/L T/A TRANSFER 230 Warri			2,096.34	15,680.02 CR
24/02/2020	Deposit PERMECCA P/L T/A TRANSFER 230 Warri			2,534.20	18,214.22 CR
24/03/2020	Deposit PERMECCA P/L T/A TRANSFER 230 Warri			2,273.46	20,487.68 CR
24/04/2020	Deposit PERMECCA P/L T/A TRANSFER 230 Warri			2,096.34	22,584.02 CR
22/05/2020	Deposit PERMECCA P/L T/A TRANSFER 230 Warri			1,964.46	24,548.48 CR
25/06/2020	Deposit PERMECCA P/L T/A TRANSFER 230 Warri			2,843.20	27,391.68 CR
				27,391.68	27,391.68 CR
ATO Supervisory Levy (30400)					
<u>ATO Supervisory Levy (30400)</u>					
01/07/2019	to correct previous year error in allocation		259.00		259.00 DR
08/08/2019	Deposit ATO ATO006000011057551		259.00		518.00 DR
			518.00		518.00 DR
Advisor Fees (30900)					
<u>Advisor Fees (30900)</u>					
22/07/2019	Direct debit CapstoneFP Paul Banner		412.50		412.50 DR
22/08/2019	Direct debit CapstoneFP Paul Banner		412.50		825.00 DR
23/09/2019	Direct debit CapstoneFP Paul Banner		412.50		1,237.50 DR
22/10/2019	Direct debit CapstoneFP Paul		412.50		1,650.00 DR

Diro Superannuation Fund

General Ledger

As at 30 June 2020

Transaction Date	Description	Units	Debit	Credit	Balance \$
	Banner				
22/11/2019	Direct debit CapstoneFP Paul Banner		412.50		2,062.50 DR
23/12/2019	Direct debit CapstoneFP Paul Banner		412.50		2,475.00 DR
22/01/2020	Direct debit CapstoneFP Paul Banner		412.50		2,887.50 DR
24/02/2020	Direct debit CapstoneFP Paul Banner		412.50		3,300.00 DR
23/03/2020	Direct debit CapstoneFP Paul Banner		412.50		3,712.50 DR
22/04/2020	Direct debit CapstoneFP Paul Banner		412.50		4,125.00 DR
22/04/2020	Direct debit CapstoneFP Paul Banner		412.50		4,537.50 DR
23/04/2020	Deposit CapstoneFP Paul Banner			412.50	4,125.00 DR
22/05/2020	Direct debit CapstoneFP Paul Banner		412.50		4,537.50 DR
22/06/2020	Direct debit CapstoneFP Paul Banner		412.50		4,950.00 DR
			5,362.50	412.50	4,950.00 DR
Investment Expenses (37500)					
<u>Redbank Energy Limited (AEJ.AX)</u>					
01/07/2019	write off (balance from previous accountant)				0.00 DR
			0.00		0.00 DR
<u>Aet&d Holdings No. 1 Ltd (AETU.AX)</u>					
01/07/2019	write off (balance from previous accountant)				0.00 DR
01/07/2019	write off (balance from previous accountant)				0.00 DR
			0.00		0.00 DR
Pensions Paid (41600)					
<u>(Pensions Paid) Nisbet, Dian - Pension (Account Based Pension) (NISDIA00002P)</u>					
24/07/2019	Cheque CHEQUE WITHDRAWAL 000519		15,000.00		15,000.00 DR
24/07/2019	Cheque CHEQUE WITHDRAWAL 000518		15,000.00		30,000.00 DR
26/06/2020	Cheque CHEQUE WITHDRAWAL 000526		3,300.00		33,300.00 DR
29/06/2020	Cheque CHEQUE WITHDRAWAL 000527		65,000.00		98,300.00 DR
30/06/2020	pension allocation as per minutes			89,550.00	8,750.00 DR
			98,300.00	89,550.00	8,750.00 DR
<u>(Pensions Paid) Nisbet, Dian - Pension (Market Linked Pension) (NISDIA00003P)</u>					
30/06/2020	pension allocation as per minutes		40,400.00		40,400.00 DR
			40,400.00		40,400.00 DR
<u>(Pensions Paid) Nisbet, Robert - Pension (Account Based Pension) (NISROB00003P)</u>					
30/06/2020	pension allocation as per minutes		9,310.00		9,310.00 DR
			9,310.00		9,310.00 DR
<u>(Pensions Paid) Nisbet, Robert - Pension (Market Linked Pension) (NISROB00004P)</u>					
30/06/2020	pension allocation as per minutes		39,840.00		39,840.00 DR
			39,840.00		39,840.00 DR
Property Expenses - Insurance Premium (41980)					

Diro Superannuation Fund

General Ledger

As at 30 June 2020

Transaction Date	Description	Units	Debit	Credit	Balance \$
<u>Warringah Road (Warringah Road)</u>					
10/10/2019	Cheque CHEQUE WITHDRAWAL 000521		418.54		418.54 DR
			418.54		418.54 DR
Property Expenses - Strata Levy Fees (42100)					
<u>Warringah Road (Warringah Road)</u>					
22/08/2019	Cheque CHEQUE WITHDRAWAL 000520		1,168.65		1,168.65 DR
18/12/2019	Cheque CHEQUE WITHDRAWAL 000523		1,168.65		2,337.30 DR
12/03/2020	Cheque CHEQUE WITHDRAWAL 000524		1,168.68		3,505.98 DR
04/06/2020	Cheque CHEQUE WITHDRAWAL 000525		1,009.65		4,515.63 DR
			4,515.63		4,515.63 DR
Income Tax Expense (48500)					
<u>Income Tax Expense (48500)</u>					
30/06/2020	Create Entries - Franking Credits Adjustment - 30/06/2020			17,091.91	17,091.91 CR
30/06/2020	Create Entries - Foreign Credits Adjustment - 30/06/2020			9.59	17,101.50 CR
30/06/2020	Create Entries - Income Tax Expense - 30/06/2020		5,120.55		11,980.95 CR
			5,120.55	17,101.50	11,980.95 CR
Profit/Loss Allocation Account (49000)					
<u>Profit/Loss Allocation Account (49000)</u>					
24/07/2019	System Member Journals			15,000.00	15,000.00 CR
24/07/2019	System Member Journals			15,000.00	30,000.00 CR
26/06/2020	System Member Journals			3,300.00	33,300.00 CR
29/06/2020	System Member Journals			65,000.00	98,300.00 CR
30/06/2020	System Member Journals		89,550.00		8,750.00 CR
30/06/2020	System Member Journals			40,400.00	49,150.00 CR
30/06/2020	System Member Journals			9,310.00	58,460.00 CR
30/06/2020	System Member Journals			39,840.00	98,300.00 CR
30/06/2020	Create Entries - Profit/Loss Allocation - 30/06/2020			21,476.59	119,776.59 CR
30/06/2020	Create Entries - Profit/Loss Allocation - 30/06/2020			12,290.98	132,067.57 CR
30/06/2020	Create Entries - Profit/Loss Allocation - 30/06/2020			21,617.08	153,684.65 CR
30/06/2020	Create Entries - Profit/Loss Allocation - 30/06/2020			21,471.40	175,156.05 CR
30/06/2020	Create Entries - Profit/Loss Allocation - 30/06/2020			10,266.46	185,422.51 CR
30/06/2020	Create Entries - Profit/Loss Allocation - 30/06/2020			23,497.79	208,920.30 CR
30/06/2020	Create Entries - Income Tax Expense Allocation - 30/06/2020			2,560.27	211,480.57 CR
30/06/2020	Create Entries - Income Tax Expense Allocation - 30/06/2020			2,560.28	214,040.85 CR
			89,550.00	303,590.85	214,040.85 CR
Opening Balance (50010)					
<u>(Opening Balance) Nisbet, Dian - Accumulation (NISDIA00001A)</u>					
01/07/2019	Opening Balance				425,035.90 CR

Diro Superannuation Fund

General Ledger

As at 30 June 2020

Transaction Date	Description	Units	Debit	Credit	Balance \$
01/07/2019	Close Period Journal			39,625.63	464,661.53 CR
				39,625.63	464,661.53 CR
<u>(Opening Balance) Nisbet, Dian - Pension (Account Based Pension) (NISDIA00002P)</u>					
01/07/2019	Opening Balance				256,432.54 CR
01/07/2019	Close Period Journal		6,292.54		250,140.00 CR
			6,292.54		250,140.00 CR
<u>(Opening Balance) Nisbet, Dian - Pension (Market Linked Pension) (NISDIA00003P)</u>					
01/07/2019	Opening Balance				509,460.98 CR
01/07/2019	Close Period Journal		904.38		508,556.60 CR
			904.38		508,556.60 CR
<u>(Opening Balance) Nisbet, Robert - Accumulation (NISROB00002A)</u>					
01/07/2019	Opening Balance				425,044.68 CR
01/07/2019	Close Period Journal			39,631.04	464,675.72 CR
				39,631.04	464,675.72 CR
<u>(Opening Balance) Nisbet, Robert - Pension (Account Based Pension) (NISROB00003P)</u>					
01/07/2019	Opening Balance				263,924.15 CR
01/07/2019	Close Period Journal			2,081.64	266,005.79 CR
				2,081.64	266,005.79 CR
<u>(Opening Balance) Nisbet, Robert - Pension (Market Linked Pension) (NISROB00004P)</u>					
01/07/2019	Opening Balance				472,501.52 CR
01/07/2019	Close Period Journal		4,668.96		467,832.56 CR
			4,668.96		467,832.56 CR
Share of Profit/(Loss) (53100)					
<u>(Share of Profit/(Loss)) Nisbet, Dian - Accumulation (NISDIA00001A)</u>					
01/07/2019	Opening Balance				43,051.86 CR
01/07/2019	Close Period Journal		43,051.86		0.00 DR
30/06/2020	Create Entries - Profit/Loss Allocation - 30/06/2020		21,471.40		21,471.40 DR
			64,523.26		21,471.40 DR
<u>(Share of Profit/(Loss)) Nisbet, Dian - Pension (Account Based Pension) (NISDIA00002P)</u>					
01/07/2019	Opening Balance				18,707.46 CR
01/07/2019	Close Period Journal		18,707.46		0.00 DR
30/06/2020	Create Entries - Profit/Loss Allocation - 30/06/2020		10,266.46		10,266.46 DR
			28,973.92		10,266.46 DR
<u>(Share of Profit/(Loss)) Nisbet, Dian - Pension (Market Linked Pension) (NISDIA00003P)</u>					
01/07/2019	Opening Balance				51,595.62 CR
01/07/2019	Close Period Journal		51,595.62		0.00 DR
30/06/2020	Create Entries - Profit/Loss Allocation - 30/06/2020		23,497.79		23,497.79 DR
			75,093.41		23,497.79 DR
<u>(Share of Profit/(Loss)) Nisbet, Robert - Accumulation (NISROB00002A)</u>					
01/07/2019	Opening Balance				43,057.26 CR
01/07/2019	Close Period Journal		43,057.26		0.00 DR
30/06/2020	Create Entries - Profit/Loss Allocation - 30/06/2020		21,476.59		21,476.59 DR
			64,533.85		21,476.59 DR

Diro Superannuation Fund

General Ledger

As at 30 June 2020

Transaction Date	Description	Units	Debit	Credit	Balance \$
<u>(Share of Profit/(Loss)) Nisbet, Robert - Pension (Account Based Pension) (NISROB00003P)</u>					
01/07/2019	Opening Balance				26,721.64 CR
01/07/2019	Close Period Journal		26,721.64		0.00 DR
30/06/2020	Create Entries - Profit/Loss Allocation - 30/06/2020		12,290.98		12,290.98 DR
			39,012.62		12,290.98 DR
<u>(Share of Profit/(Loss)) Nisbet, Robert - Pension (Market Linked Pension) (NISROB00004P)</u>					
01/07/2019	Opening Balance				47,831.04 CR
01/07/2019	Close Period Journal		47,831.04		0.00 DR
30/06/2020	Create Entries - Profit/Loss Allocation - 30/06/2020		21,617.08		21,617.08 DR
			69,448.12		21,617.08 DR
Income Tax (53330)					
<u>(Income Tax) Nisbet, Dian - Accumulation (NISDIA00001A)</u>					
01/07/2019	Opening Balance				3,426.23 DR
01/07/2019	Close Period Journal			3,426.23	0.00 DR
30/06/2020	Create Entries - Income Tax Expense Allocation - 30/06/2020		2,560.28		2,560.28 DR
			2,560.28	3,426.23	2,560.28 DR
<u>(Income Tax) Nisbet, Robert - Accumulation (NISROB00002A)</u>					
01/07/2019	Opening Balance				3,426.22 DR
01/07/2019	Close Period Journal			3,426.22	0.00 DR
30/06/2020	Create Entries - Income Tax Expense Allocation - 30/06/2020		2,560.27		2,560.27 DR
			2,560.27	3,426.22	2,560.27 DR
Pensions Paid (54160)					
<u>(Pensions Paid) Nisbet, Dian - Pension (Account Based Pension) (NISDIA00002P)</u>					
01/07/2019	Opening Balance				25,000.00 DR
01/07/2019	Close Period Journal			25,000.00	0.00 DR
24/07/2019	System Member Journals		15,000.00		15,000.00 DR
24/07/2019	System Member Journals		15,000.00		30,000.00 DR
26/06/2020	System Member Journals		3,300.00		33,300.00 DR
29/06/2020	System Member Journals		65,000.00		98,300.00 DR
30/06/2020	System Member Journals			89,550.00	8,750.00 DR
			98,300.00	114,550.00	8,750.00 DR
<u>(Pensions Paid) Nisbet, Dian - Pension (Market Linked Pension) (NISDIA00003P)</u>					
01/07/2019	Opening Balance				52,500.00 DR
01/07/2019	Close Period Journal			52,500.00	0.00 DR
30/06/2020	System Member Journals		40,400.00		40,400.00 DR
			40,400.00	52,500.00	40,400.00 DR
<u>(Pensions Paid) Nisbet, Robert - Pension (Account Based Pension) (NISROB00003P)</u>					
01/07/2019	Opening Balance				24,640.00 DR
01/07/2019	Close Period Journal			24,640.00	0.00 DR
30/06/2020	System Member Journals		9,310.00		9,310.00 DR
			9,310.00	24,640.00	9,310.00 DR
<u>(Pensions Paid) Nisbet, Robert - Pension (Market Linked Pension) (NISROB00004P)</u>					
01/07/2019	Opening Balance				52,500.00 DR

Diro Superannuation Fund

General Ledger

As at 30 June 2020

Transaction Date	Description	Units	Debit	Credit	Balance \$
01/07/2019	Close Period Journal			52,500.00	0.00 DR
30/06/2020	System Member Journals		39,840.00		39,840.00 DR
			39,840.00	52,500.00	39,840.00 DR
Bank Accounts 1 (60400)					
<u>Macquarie 330 (Macquarie330)</u>					
01/07/2019	Opening Balance				327,610.03 DR
02/07/2019	Deposit LaTrobe Fund 12m Interest JUN 5.20		427.40		328,037.43 DR
10/07/2019	Deposit Nikko AM Funds 100515352		4,734.85		332,772.28 DR
10/07/2019	Deposit LaTrobe Fund PMO Rebated Fees JUN		41.10		332,813.38 DR
16/07/2019	Deposit FPSL DISTRIBUTIO FPL DI 400264850		236.67		333,050.05 DR
22/07/2019	Direct debit CapstoneFP Paul Banner			412.50	332,637.55 DR
24/07/2019	Deposit PERMECCA P/L T/A TRANSFER 230 Warri		1,874.40		334,511.95 DR
24/07/2019	Cheque CHEQUE WITHDRAWAL 000518			15,000.00	319,511.95 DR
24/07/2019	Cheque CHEQUE WITHDRAWAL 000519			15,000.00	304,511.95 DR
31/07/2019	Interest MACQUARIE CMA INTEREST PAID*		225.63		304,737.58 DR
02/08/2019	Deposit LaTrobe Fund 12m Interest JUL 5.20		441.64		305,179.22 DR
07/08/2019	Deposit FPSL DISTRIBUTIO FPL DI 400264850		206.93		305,386.15 DR
08/08/2019	Deposit ATO ATO006000011057551		10,260.66		315,646.81 DR
09/08/2019	Deposit LaTrobe Fund PMO Rebated Fees JUL		42.47		315,689.28 DR
22/08/2019	Deposit CHALLENGER LTD 19AUG/00802296 [System Matched Income Data]		260.00		315,949.28 DR
22/08/2019	Cheque CHEQUE WITHDRAWAL 000520			1,168.65	314,780.63 DR
22/08/2019	Direct debit CapstoneFP Paul Banner			412.50	314,368.13 DR
23/08/2019	Deposit PERMECCA P/L T/A TRANSFER 230 Warri		1,964.02		316,332.15 DR
30/08/2019	Interest MACQUARIE CMA INTEREST PAID*		209.57		316,541.72 DR
03/09/2019	Deposit LaTrobe Fund 12m Interest AUG 5.05		428.90		316,970.62 DR
09/09/2019	Deposit FPSL DISTRIBUTIO FPL DI 400264850		206.76		317,177.38 DR
10/09/2019	Deposit LaTrobe Fund PMO Rebated Fees AUG		42.47		317,219.85 DR
11/09/2019	Deposit APA DST 001231700597 [Amount Receivable]		332.01		317,551.86 DR
16/09/2019	Deposit PERLS VII DST 001233985468 [System Matched Income Data]		361.75		317,913.61 DR
20/09/2019	Deposit NABPE SEP PE201/00805189 [System Matched Income Data]		390.74		318,304.35 DR
23/09/2019	Deposit WBCPH DST 001234510996 [System Matched Income Data]		773.70		319,078.05 DR
23/09/2019	Direct debit CapstoneFP Paul Banner			412.50	318,665.55 DR
24/09/2019	Deposit PERMECCA P/L T/A TRANSFER 230 Warri		2,843.20		321,508.75 DR
25/09/2019	Deposit CHALLENGER LTD SEP19/00822348 [System Matched		675.36		322,184.11 DR

Diro Superannuation Fund General Ledger

As at 30 June 2020

Transaction Date	Description	Units	Debit	Credit	Balance \$
	Income Data]				
25/09/2019	Deposit BHP GROUP DIV AF380/01124366 [System Matched Income Data]		7,359.97		329,544.08 DR
26/09/2019	Deposit TLS FNL DIV 001232959465 [System Matched Income Data]		460.56		330,004.64 DR
30/09/2019	Interest MACQUARIE CMA INTEREST PAID*		207.19		330,211.83 DR
02/10/2019	Deposit LaTrobe Fund 12m Interest SEP 5.05		415.07		330,626.90 DR
04/10/2019	Deposit CWN INTEREST OCT19/00829618 [System Matched Income Data]		360.00		330,986.90 DR
09/10/2019	Deposit FPSL DISTRIBUTIO FPL DI 400264850		205.95		331,192.85 DR
10/10/2019	Deposit LaTrobe Fund PMO Rebated Fees SEP		41.10		331,233.95 DR
10/10/2019	Cheque CHEQUE WITHDRAWAL 000521			418.54	330,815.41 DR
16/10/2019	Deposit BSL FNL DIV 001234598266 [System Matched Income Data]		62.64		330,878.05 DR
22/10/2019	Direct debit CapstoneFP Paul Banner			412.50	330,465.55 DR
24/10/2019	Deposit SUN CAP RETURN 001235054861		1,875.12		332,340.67 DR
24/10/2019	Deposit PERMECCA P/L T/A TRANSFER 230 Warri		2,094.40		334,435.07 DR
31/10/2019	Interest MACQUARIE CMA INTEREST PAID*		159.30		334,594.37 DR
04/11/2019	Deposit LaTrobe Fund 12m Interest OCT 5.05		428.90		335,023.27 DR
07/11/2019	Deposit FPSL DISTRIBUTIO FPL DI 400264850		205.95		335,229.22 DR
08/11/2019	Deposit LaTrobe Fund PMO Rebated Fees OCT		42.47		335,271.69 DR
22/11/2019	Deposit CHALLENGER LTD 19NOV/00802289 [System Matched Income Data]		237.50		335,509.19 DR
22/11/2019	Direct debit CapstoneFP Paul Banner			412.50	335,096.69 DR
25/11/2019	Deposit PERMECCA P/L T/A TRANSFER 230 Warri		1,964.46		337,061.15 DR
29/11/2019	Interest MACQUARIE CMA INTEREST PAID*		149.42		337,210.57 DR
03/12/2019	Deposit LaTrobe Fund 12m Interest NOV 5.05		415.07		337,625.64 DR
06/12/2019	Deposit FPSL DISTRIBUTIO FPL DI 400264850		205.16		337,830.80 DR
11/12/2019	Deposit LaTrobe Fund PMO Rebated Fees NOV		41.10		337,871.90 DR
16/12/2019	Deposit PERLS VII DST 001236264242 [System Matched Income Data]		334.65		338,206.55 DR
18/12/2019	Cheque CHEQUE WITHDRAWAL 000523			1,168.65	337,037.90 DR
20/12/2019	Deposit NABPE DEC PE202/00805024 [System Matched Income Data]		350.06		337,387.96 DR
23/12/2019	Deposit WBCPH DST 001236416710 [System Matched Income Data]		718.20		338,106.16 DR
23/12/2019	Deposit PERMECCA P/L T/A TRANSFER 230 Warri		2,843.20		340,949.36 DR
23/12/2019	Direct debit CapstoneFP Paul Banner			412.50	340,536.86 DR
31/12/2019	Interest MACQUARIE CMA INTEREST PAID*		155.81		340,692.67 DR

Diro Superannuation Fund

General Ledger

As at 30 June 2020

Transaction Date	Description	Units	Debit	Credit	Balance \$
06/01/2020	Deposit LaTrobe Fund 12m Interest DEC 5.05		428.90		341,121.57 DR
10/01/2020	Deposit FPSL DISTRIBUTIO FPL DI 400264850		205.65		341,327.22 DR
10/01/2020	Deposit LaTrobe Fund PMO Rebated Fees DEC		42.47		341,369.69 DR
13/01/2020	Deposit Nikko AM Funds 100515352		878.71		342,248.40 DR
22/01/2020	Direct debit CapstoneFP Paul Banner			412.50	341,835.90 DR
24/01/2020	Deposit PERMECCA P/L T/A TRANSFER 230 Warri		2,096.34		343,932.24 DR
31/01/2020	Interest MACQUARIE CMA INTEREST PAID*		157.04		344,089.28 DR
05/02/2020	Deposit LaTrobe Fund 12m Interest JAN 4.90		415.03		344,504.31 DR
07/02/2020	Deposit FPSL DISTRIBUTIO FPL DI 400264850		206.81		344,711.12 DR
10/02/2020	Deposit LaTrobe Fund PMO Rebated Fees JAN		42.35		344,753.47 DR
24/02/2020	Deposit CHALLENGER LTD 20FEB/00802252 [System Matched Income Data]		237.50		344,990.97 DR
24/02/2020	Deposit PERMECCA P/L T/A TRANSFER 230 Warri		2,534.20		347,525.17 DR
24/02/2020	Direct debit CapstoneFP Paul Banner			412.50	347,112.67 DR
28/02/2020	Interest MACQUARIE CMA INTEREST PAID*		148.26		347,260.93 DR
04/03/2020	Deposit LaTrobe Fund 12m Interest FEB 4.90		388.25		347,649.18 DR
06/03/2020	Deposit FPSL DISTRIBUTIO FPL DI 400264850		206.36		347,855.54 DR
10/03/2020	Deposit LaTrobe Fund PMO Rebated Fees FEB		39.62		347,895.16 DR
11/03/2020	Deposit APA DST 001237245030 [System Matched Income Data]		299.46		348,194.62 DR
12/03/2020	Cheque CHEQUE WITHDRAWAL 000524			1,168.68	347,025.94 DR
16/03/2020	Deposit PERLS VII DST 001240193217 [System Matched Income Data]		322.45		347,348.39 DR
20/03/2020	Deposit NABPE MAR PE203/00804867 [System Matched Income Data]		349.38		347,697.77 DR
23/03/2020	Deposit WBCPH DST 001241049358 [System Matched Income Data]		719.40		348,417.17 DR
23/03/2020	Direct debit CapstoneFP Paul Banner			412.50	348,004.67 DR
24/03/2020	Deposit BHP GROUP DIV AI381/01116975 [System Matched Income Data]		6,434.39		354,439.06 DR
24/03/2020	Deposit CHALLENGER LTD MAR20/00820514 [System Matched Income Data]		656.60		355,095.66 DR
24/03/2020	Deposit PERMECCA P/L T/A TRANSFER 230 Warri		2,273.46		357,369.12 DR
27/03/2020	Deposit TLS ITM DIV 001239159466 [System Matched Income Data]		460.56		357,829.68 DR
31/03/2020	Interest MACQUARIE CMA INTEREST PAID*		80.19		357,909.87 DR
31/03/2020	Deposit BSL ITM DIV 001240123166 [System Matched Income Data]		46.98		357,956.85 DR
03/04/2020	Deposit LaTrobe Fund 12m Interest MAR 4.90		415.03		358,371.88 DR
08/04/2020	Deposit FPSL DISTRIBUTIO FPL DI 400264850		234.71		358,606.59 DR

Diro Superannuation Fund

General Ledger

As at 30 June 2020

Transaction Date	Description	Units	Debit	Credit	Balance \$
09/04/2020	Deposit LaTrobe Fund PMO Rebated Fees MAR		42.35		358,648.94 DR
17/04/2020	Deposit CWN DIVIDEND 20APR/00828320 [System Matched Income Data]		360.00		359,008.94 DR
22/04/2020	Direct debit CapstoneFP Paul Banner			412.50	358,596.44 DR
22/04/2020	Direct debit CapstoneFP Paul Banner			412.50	358,183.94 DR
23/04/2020	Deposit CapstoneFP Paul Banner		412.50		358,596.44 DR
24/04/2020	Deposit PERMECCA P/L T/A TRANSFER 230 Warri		2,096.34		360,692.78 DR
30/04/2020	Interest MACQUARIE CMA INTEREST PAID*		14.71		360,707.49 DR
05/05/2020	Deposit LaTrobe Fund 12m Interest APR 4.70		385.25		361,092.74 DR
07/05/2020	Deposit FPSL DISTRIBUTIO FPL DI 400264850		212.10		361,304.84 DR
08/05/2020	Deposit LaTrobe Fund PMO Rebated Fees APR		40.98		361,345.82 DR
22/05/2020	Deposit CHALLENGER LTD 20MAY/00802170 [System Matched Income Data]		222.50		361,568.32 DR
22/05/2020	Deposit PERMECCA P/L T/A TRANSFER 230 Warri		1,964.46		363,532.78 DR
22/05/2020	Direct debit CapstoneFP Paul Banner			412.50	363,120.28 DR
29/05/2020	Interest MACQUARIE CMA INTEREST PAID*		15.30		363,135.58 DR
03/06/2020	Deposit LaTrobe Fund 12m Interest MAY 4.70		398.09		363,533.67 DR
04/06/2020	Cheque CHEQUE WITHDRAWAL 000525			1,009.65	362,524.02 DR
05/06/2020	Deposit FPSL DISTRIBUTIO FPL DI 400264850		217.06		362,741.08 DR
10/06/2020	Deposit LaTrobe Fund PMO Rebated Fees MAY		42.35		362,783.43 DR
15/06/2020	Deposit PERLS VII DST 001241927140 [System Matched Income Data]		299.35		363,082.78 DR
22/06/2020	Deposit NABPE JUN PE204/00804640 [System Matched Income Data]		315.23		363,398.01 DR
22/06/2020	Deposit WBCPH DST 001242050545 [System Matched Income Data]		646.30		364,044.31 DR
22/06/2020	Direct debit CapstoneFP Paul Banner			412.50	363,631.81 DR
25/06/2020	Deposit PERMECCA P/L T/A TRANSFER 230 Warri		2,843.20		366,475.01 DR
26/06/2020	Cheque CHEQUE WITHDRAWAL 000526			3,300.00	363,175.01 DR
29/06/2020	Cheque CHEQUE WITHDRAWAL 000527			65,000.00	298,175.01 DR
30/06/2020	Interest MACQUARIE CMA INTEREST PAID*		14.78		298,189.79 DR
			79,176.43	108,596.67	298,189.79 DR

Distributions Receivable (61800)

Distributions Receivable (121)

01/07/2019	Opening Balance				299.46 DR
					299.46 DR

FLS Bentham Global Income (AMP1995AU)

01/07/2019	Opening Balance				236.67 DR
------------	-----------------	--	--	--	-----------

Diro Superannuation Fund

General Ledger

As at 30 June 2020

Transaction Date	Description	Units	Debit	Credit	Balance \$
16/07/2019	Deposit FPSL DISTRIBUTIO FPL DI 400264850			236.67	0.00 DR
30/06/2020	as per statement		498.87		498.87 DR
			498.87	236.67	498.87 DR
<u>Nikko Tyndall Aust Share Wsale (TYN0028AU1)</u>					
01/07/2019	Opening Balance				4,734.85 DR
10/07/2019	Deposit Nikko AM Funds 100515352			4,734.85	0.00 DR
30/06/2020	as per statement		1,990.38		1,990.38 DR
			1,990.38	4,734.85	1,990.38 DR
Dividend Reinvestment - Residual Account (62500)					
<u>Dividend Reinvestment - Residual Account (62500)</u>					
01/07/2019	Opening Balance				44.01 DR
					44.01 DR
Reinvestment Residual Account (62550)					
<u>AGL Energy Limited. (AGL.AX)</u>					
22/08/2019	as per statement			16.96	16.96 CR
27/02/2020	as per statement		4.33		12.63 CR
			4.33	16.96	12.63 CR
<u>The Star Entertainment Group Limited (SGR.AX)</u>					
01/07/2019	Opening Balance				2.49 DR
22/08/2019	as per statement			0.91	1.58 DR
				0.91	1.58 DR
<u>Suncorp Group Limited (SUN.AX)</u>					
01/07/2019	Opening Balance				6.02 DR
15/08/2019	as per statement		3.03		9.05 DR
15/08/2019	as per statement			9.04	0.01 DR
			3.03	9.04	0.01 DR
<u>Tabcorp Holdings Limited (TAH.AX)</u>					
01/07/2019	Opening Balance				0.65 DR
22/08/2019	as per statement		1.85		2.50 DR
22/08/2019	as per dividend statement			0.64	1.86 DR
25/02/2020	as per statement			0.11	1.75 DR
25/02/2020	as per dividend statement		2.72		4.47 DR
			4.57	0.75	4.47 DR
<u>Westpac Banking Corporation (WBC.AX)</u>					
01/07/2019	Opening Balance				0.85 DR
13/11/2019	as per dividend statement			3.45	2.60 CR
				3.45	2.60 CR
Investment Property (70002)					
<u>Warringah Road (Warringah Road)</u>					
01/07/2019	Opening Balance	1.00			800,000.00 DR
		1.00			800,000.00 DR
Fixed Interest Securities (Australian) (72400)					
<u>La Trobe Australian Credit Fund (0012)</u>					
01/07/2019	Opening Balance				100,000.00 DR

Diro Superannuation Fund

General Ledger

As at 30 June 2020

Transaction Date	Description	Units	Debit	Credit	Balance \$
		0.00			100,000.00 DR
Managed Investments (Australian) (74700)					
<u>FLS Bentham Global Income (AMP1995AU)</u>					
01/07/2019	Opening Balance	67,634.59			73,819.77 DR
30/06/2020	Revaluation - 30/06/2020 @ \$1.063810 (Exit) - 67,634.590000 Units on hand			1,869.42	71,950.35 DR
		67,634.59		1,869.42	71,950.35 DR
<u>Nikko Tyndall Aust Share Wsale (TYN0028AU1)</u>					
01/07/2019	Opening Balance	23,923.44			61,717.69 DR
30/06/2020	Revaluation - 30/06/2020 @ \$1.980000 (Exit) - 23,923.440000 Units on hand			14,349.28	47,368.41 DR
		23,923.44		14,349.28	47,368.41 DR
Shares in Listed Companies (Australian) (77600)					
<u>Redbank Energy Limited (AEJ.AX)</u>					
01/07/2019	Opening Balance	3.00			24.00 DR
01/07/2019	write off (balance from previous accountant)	(3.00)		4,223.80	4,199.80 CR
01/07/2019	Unrealised Gain writeback as at 01/07/2019		4,199.80		0.00 DR
		0.00	4,199.80	4,223.80	0.00 DR
<u>Aet&d Holdings No. 1 Ltd (AETU.AX)</u>					
01/07/2019	Opening Balance	224.00			0.00 DR
01/07/2019	write off (balance from previous accountant)	(224.00)			0.00 DR
		0.00	0.00		0.00 DR
<u>AGL Energy Limited. (AGL.AX)</u>					
01/07/2019	Opening Balance	7,732.00			154,717.32 DR
22/08/2019	as per statement	263.00	4,965.44		159,682.76 DR
27/02/2020	as per statement	206.00	3,753.32		163,436.08 DR
30/06/2020	Revaluation - 30/06/2020 @ \$17.050000 (System Price) - 8,201.000000 Units on hand			23,609.03	139,827.05 DR
		8,201.00	8,718.76	23,609.03	139,827.05 DR
<u>Arrium Limited (ARIR.AX)</u>					
01/07/2019	Opening Balance	2,118.00			2.12 DR
01/07/2019	write off (balance from previous accountant)	(2,118.00)		4,773.18	4,771.06 CR
01/07/2019	Unrealised Gain writeback as at 01/07/2019		4,771.06		0.00 DR
		0.00	4,771.06	4,773.18	0.00 DR
<u>BHP Group Limited (BHP.AX)</u>					
01/07/2019	Opening Balance	6,473.00			266,428.68 DR
30/06/2020	Revaluation - 30/06/2020 @ \$35.820000 (System Price) - 6,473.000000 Units on hand			34,565.82	231,862.86 DR
		6,473.00		34,565.82	231,862.86 DR
<u>Bluescope Steel Limited (BSL.AX)</u>					
01/07/2019	Opening Balance	783.00			9,435.15 DR
30/06/2020	Revaluation - 30/06/2020 @ \$11.690000 (System Price) - 783.000000 Units on hand			281.88	9,153.27 DR

Diro Superannuation Fund

General Ledger

As at 30 June 2020

Transaction Date	Description	Units	Debit	Credit	Balance \$
		783.00		281.88	9,153.27 DR
<u>Commonwealth Bank Of Australia. (CBAPD.AX)</u>					
01/07/2019	Opening Balance	500.00			50,375.00 DR
30/06/2020	Revaluation - 30/06/2020 @ \$99.311000 (System Price) - 500.000000 Units on hand			719.50	49,655.50 DR
		500.00		719.50	49,655.50 DR
<u>Challenger Limited (CGF.AX)</u>					
01/07/2019	Opening Balance	3,752.00			24,913.28 DR
30/06/2020	Revaluation - 30/06/2020 @ \$4.410000 (System Price) - 3,752.000000 Units on hand			8,366.96	16,546.32 DR
		3,752.00		8,366.96	16,546.32 DR
<u>Challenger Limited (CGFPB.AX)</u>					
01/07/2019	Opening Balance	250.00			26,400.00 DR
30/06/2020	Revaluation - 30/06/2020 @ \$99.500000 (System Price) - 250.000000 Units on hand			1,525.00	24,875.00 DR
		250.00		1,525.00	24,875.00 DR
<u>Crown Resorts Limited (CWN.AX)</u>					
01/07/2019	Opening Balance	1,200.00			14,940.00 DR
30/06/2020	Revaluation - 30/06/2020 @ \$9.670000 (System Price) - 1,200.000000 Units on hand			3,336.00	11,604.00 DR
		1,200.00		3,336.00	11,604.00 DR
<u>National Australia Bank Limited (NABPE.AX)</u>					
01/07/2019	Opening Balance	450.00			45,783.00 DR
30/06/2020	Revaluation - 30/06/2020 @ \$100.300000 (System Price) - 450.000000 Units on hand			648.00	45,135.00 DR
		450.00		648.00	45,135.00 DR
<u>The Star Entertainment Group Limited (SGR.AX)</u>					
01/07/2019	Opening Balance	280.00			1,153.60 DR
22/08/2019	as per statement	7.00	28.91		1,182.51 DR
30/06/2020	Revaluation - 30/06/2020 @ \$2.840000 (System Price) - 287.000000 Units on hand			367.43	815.08 DR
		287.00	28.91	367.43	815.08 DR
<u>Suncorp Group Limited (SUN.AX)</u>					
01/07/2019	Opening Balance	4,657.00			62,729.79 DR
15/08/2019	as per statement	151.00	2,046.05		64,775.84 DR
15/08/2019	as per statement	109.00	1,222.98		65,998.82 DR
24/10/2019	Deposit SUN CAP RETURN 001235054861	(139.00)		2,129.21	63,869.61 DR
24/10/2019	Unrealised Gain writeback as at 24/10/2019		204.33		64,073.94 DR
30/06/2020	Revaluation - 30/06/2020 @ \$9.230000 (System Price) - 4,778.000000 Units on hand			19,973.00	44,100.94 DR
		4,778.00	3,473.36	22,102.21	44,100.94 DR
<u>Tabcorp Holdings Limited (TAH.AX)</u>					
01/07/2019	Opening Balance	471.00			2,095.95 DR
01/07/2019	as per dividend statement, was supposed to be included in FY2019	2.00	9.60		2,105.55 DR

Diro Superannuation Fund

General Ledger

As at 30 June 2020

Transaction Date	Description	Units	Debit	Credit	Balance \$
	16/8/18				
01/07/2019	as per dividend statement, was supposed to be included in FY2019 19/2/19	3.00	14.07		2,119.62 DR
22/08/2019	as per statement	8.00	37.20		2,156.82 DR
22/08/2019	as per dividend statement	3.00	13.95		2,170.77 DR
25/02/2020	as per statement	11.00	40.04		2,210.81 DR
25/02/2020	as per dividend statement	3.00	10.92		2,221.73 DR
30/06/2020	Revaluation - 30/06/2020 @ \$3.380000 (System Price) - 501.000000 Units on hand			528.35	1,693.38 DR
		501.00	125.78	528.35	1,693.38 DR
Telstra Corporation Limited. (TLS.AX)					
01/07/2019	Opening Balance	5,757.00			22,164.45 DR
30/06/2020	Revaluation - 30/06/2020 @ \$3.130000 (System Price) - 5,757.000000 Units on hand			4,145.04	18,019.41 DR
		5,757.00		4,145.04	18,019.41 DR
Westpac Banking Corporation (WBC.AX)					
01/07/2019	Opening Balance	7,704.00			218,485.44 DR
13/11/2019	as per dividend statement	245.00	6,166.65		224,652.09 DR
30/06/2020	Revaluation - 30/06/2020 @ \$17.950000 (System Price) - 7,949.000000 Units on hand			81,967.54	142,684.55 DR
		7,949.00	6,166.65	81,967.54	142,684.55 DR
Westpac Banking Corporation (WBCPH.AX)					
01/07/2019	Opening Balance	1,000.00			102,100.00 DR
30/06/2020	Revaluation - 30/06/2020 @ \$98.350000 (System Price) - 1,000.000000 Units on hand			3,750.00	98,350.00 DR
		1,000.00		3,750.00	98,350.00 DR
Shares in Listed Companies (Overseas) (77700)					
Brookfield Infrastructure Partners L.P - Unit (BIP.NYE)					
01/07/2019	Opening Balance	103.02			6,307.82 DR
30/06/2020	Revaluation - 30/06/2020 @ \$59.900900 (System Price) - 103.020000 Units on hand			136.83	6,170.99 DR
		103.02		136.83	6,170.99 DR
Units in Listed Unit Trusts (Australian) (78200)					
APA Group (APA.AX)					
01/07/2019	Opening Balance	1,302.00			14,061.60 DR
30/06/2020	Revaluation - 30/06/2020 @ \$11.130000 (System Price) - 1,302.000000 Units on hand		429.66		14,491.26 DR
		1,302.00	429.66		14,491.26 DR
ATO Integrated client (80000)					
ATO Integrated client (80000)					
01/07/2019	Opening Balance				11,771.42 CR
01/07/2019	to correct previous year error in allocation		11,771.42		0.00 DR
			11,771.42		0.00 DR
Income Tax Payable/Refundable (85000)					

Diro Superannuation Fund
General Ledger

As at 30 June 2020

Transaction Date	Description	Units	Debit	Credit	Balance \$
<u>Income Tax Payable/Refundable (85000)</u>					
01/07/2019	Opening Balance				43,053.93 DR
01/07/2019	to correct previous year error in allocation			12,029.12	31,024.81 DR
08/08/2019	Deposit ATO ATO006000011057551			10,491.12	20,533.69 DR
30/06/2020	Create Entries - Franking Credits Adjustment - 30/06/2020		17,091.91		37,625.60 DR
30/06/2020	Create Entries - Foreign Credits Adjustment - 30/06/2020		9.59		37,635.19 DR
30/06/2020	Create Entries - Income Tax Expense - 30/06/2020			5,120.55	32,514.64 DR
			17,101.50	27,640.79	32,514.64 DR

Total Debits: 1,187,611.49

Total Credits: 1,187,611.49

.....**Electronic Lodgment Declaration (SMSF)**

This declaration is to be completed where the tax return is to be lodged via an approved ATO electronic channel. It is the responsibility of the taxpayer to retain this declaration for a period of five years after the declaration is made, penalties may apply for failure to do so.

Privacy

The ATO is authorised by the Taxation Administration Act 1953 to request the provision of tax file numbers (TFNs). The ATO will use the TFNs to identify each partner or beneficiary or entity in our records. It is not an offence not to provide the TFNs. However, you cannot lodge your tax return electronically if you do not quote your TFN.

Taxation law authorises the ATO to collect information and disclose it to other government agencies, including personal information about the person authorised to sign the declaration. For information about privacy go to ato.gov.au/privacy

The Australian Business Register

The Commissioner of Taxation, as Registrar of the Australian Business Register, may use the ABN and business details which you provide on this tax return to maintain the integrity of the register.

Please refer to the privacy statement on the Australian Business Register (ABR) website (www.abr.gov.au) for further information - it outlines our commitment to safeguarding your details.

Electronic funds transfer - direct debit

Where you have requested an EFT direct debit some of your details will be provided to your financial institution and the Tax Office's sponsor bank to facilitate the payment of your taxation liability from your nominated account.

Tax File Number	Name of Fund	Year
-----------------	--------------	------

I authorise my tax agent to electronically transmit this tax return via an approved ATO electronic channel.

Important

Before making this declaration please check to ensure that all income has been disclosed and the tax return is true and correct in every detail. If you are in doubt about any aspect of the tax return, place all the facts before the Tax Office. The tax law provides heavy penalties for false or misleading statements on tax returns.

Declaration:

I declare that:

- ■ All the information provided to the agent for the preparation of this tax return, including any applicable schedules is true and correct; and
- ■ I authorise the agent to lodge this tax return.

Signature of Partner, Trustee, or Director

Date

/ /

ELECTRONIC FUNDS TRANSFER CONSENT

This declaration is to be completed when an electronic funds transfer (EFT) of a refund is requested and the tax return is being lodged through an approved ATO electronic channel.

This declaration must be signed by the partner, trustee, director or public officer prior to the EFT details being transmitted to the Tax Office. If you elect for an EFT, all details below must be completed.

Important: Care should be taken when completing EFT details as the payment of any refund will be made to the account specified.

5 Wt i bhBUa Y.....

.....

I authorise the refund to be deposited directly to the specified account

Signature

Date

/ /

.....Tax Agent's 8 YWUfUjcb

I declare that:

- I have prepared this tax return in accordance with the information supplied by the partner, trustee, director or public officer
- I have received a declaration made by the entity that the information provided to me for the preparation of this tax return is true and correct; and
- I am authorised by the partner, trustee, director or public officer to lodge this tax return, including any applicable schedules.

Agent's signature.....

Date

Contact name

Client Reference

Agent's Phone Number.....

HUI '5 [YbhBi a VYf