

SELF MANAGED SUPER FUNDS
COMPUTER FILE INDEX & JOURNALS

CLIENT: Resnick Super Pty Ltd CODE: RESOS
ATF Resnick SMSF YEAR: 2021

Superfund

<input checked="" type="checkbox"/>
<input type="checkbox"/>
<input type="checkbox"/>
<input type="checkbox"/>
<input type="checkbox"/>

Please tick

STS:	YES / <input checked="" type="radio"/> NO
GST:	YES / <input checked="" type="radio"/> NO
Please circle	

Prepared by: PC

Reviewed by: [Signature]

INDUSTRY: Investments

e.g fishing, advertising, road freight haulage - please be specific

Schedule Reference	INDEX	Tick if Applicable
A-1	TRIAL BALANCE	<input checked="" type="checkbox"/>
A-2	QUERIES / NOTES	<input type="checkbox"/>
A-3	Journal entries	<input checked="" type="checkbox"/>
B-1	PROFIT & LOSS	<input checked="" type="checkbox"/>
B-2	BALANCE SHEET	<input checked="" type="checkbox"/>
B-3	MEMBERS LOANS	<input checked="" type="checkbox"/>
C-1	TAXATION	<input checked="" type="checkbox"/>
D-1	CASH/TERM DEPOSITS	<input checked="" type="checkbox"/>
E-1	INVESTMENTS/SHARE PORTFOLIO	<input checked="" type="checkbox"/>
F-1	PROPERTY	<input type="checkbox"/>
G-1	OTHER ASSETS	<input checked="" type="checkbox"/>
H-1	LIABILITIES	<input type="checkbox"/>
J-1	TRUST DEED EXTRACTS	<input type="checkbox"/>
K-1	INVESTMENT STRATEGY	<input type="checkbox"/>
L-1	MINUTES	<input type="checkbox"/>
L-2	MINUTES	<input type="checkbox"/>
L-3	MINUTES	<input type="checkbox"/>
M-1	CONTRIBUTIONS	<input type="checkbox"/>
N-1	INTEREST RECEIVED	<input checked="" type="checkbox"/>
O-1	DIVIDENDS RECEIVED	<input checked="" type="checkbox"/>
P-1	RENT RECEIVED	<input type="checkbox"/>
Q-1	EXPENSES	<input checked="" type="checkbox"/>
	excel/office photocopy master	

RESNICK SMSF
ABN 25 591 491 788
Comparative Trial Balance as at 30 June 2021

	2021 \$ Dr	2021 \$ Cr	2020 \$ Dr	2020 \$ Cr
Income				
0567		21,356.23		23,238.70
0575		23.49		
0584		25.07		179.33
0800				382.63
0880		123,789.52	63,246.77	
Expenses				
1510	1,375.00		1,320.00	
1518	2,420.00			
1685	259.00		259.00	
1998				
1998.01	21,436.50		3,327.00	
Current Assets				
2000	8,433.31		18,896.53	
2475	4,467.04		1,347.20	
Non Current Assets				
2640	754,953.12		491,144.29	
Current Liabilities				
3325		16,197.00	3,907.89	
3390				648.00
3392				675.00
Equity				
4000				
4000.01		513,972.91		558,325.02
4025				
4025.01	7,020.25			
4050				
4050.01		125,000.00		
	800,364.22	800,364.22	583,448.68	583,448.68
		119,703.81	44,352.11	

These financial statements are unaudited. They must be read in conjunction with the attached Accountant's Compilation Report and Notes which form part of these financial statements.

JOURNAL ENTRY

ENTITY __ Resnick SMSF _____

JOURNAL NO __ Page 1 ____

PERIOD COVERED FROM __01/07/2020__ TO __30/06/2021__

PERIOD NO __30 June 2021__

Date	Account	Code	Dr	Cr	Client Code	Narration
30/06/2021	Change in MV	880		123,789.52		Being change in market value
	Units in fund	2640	123,789.52			POSTED
30/06/2021	ATO Levy	1685	259.00			Being levy charged by the ATO
	Taxation	3325		259.00		POSTED
30/06/2021	Sundry Debtors	2475	4,467.03			Being debtors for 2021
	Dist'n from trusts	567		4,467.03		POSTED
30/06/2021	Dist'n from trusts	567		5,282.93		Being add franking credits & foreign tax
	Dist'n from trusts	567		15.57		credit
	Taxation	3325	5,298.50			POSTED
30/06/2021	Income tax	1998.01	21,436.50			Being income tax on earnings
	Taxation	3325		21,436.50		POSTED
						<i>[Signature]</i>

RESNICK SMSF
ABN 25 591 491 788
Detailed Operating Statement
For the year ended 30 June 2021

	Note	2021 \$	2020 \$
Revenue			
Interest			383
Change in MV		123,790	(63,247)
Distribution from trusts		21,356	23,239
Interest received		23	
Other income		25	179
Total revenue		145,194	(39,446)
Expenses			
Accountancy		1,375	1,320
Adviser Fees		2,420	
ATO Super Levy		259	259
Total expenses		4,054	1,579
Benefits Accrued as a Result of Operations Before Income Tax		141,140	(41,025)
Income tax expense	6	21,436	3,327
Benefits Accrued as a Result of Operations	7	119,704	(44,352)

These financial statements are unaudited. They must be read in conjunction with the attached Accountant's
 Compilation Report and Notes which form part of these financial statements.

RESNICK SMSF
ABN 25 591 491 788
Detailed Statement of Financial Position as at 30 June 2021

	2021	2020
	\$	\$
Investments		
Units in managed funds	754,953 €1	491,144
Total Investments	754,953	491,144
Other Assets		
Cash at bank	8,433 €1	18,897
Distribution Receivables	4,467 €1	1,347
Total other assets	12,900	20,244
Total assets	767,853	511,388
Liabilities		
Taxation	16,197 €1	(3,908)
PAYG Instalment Payable		648
ATO - Integrated Client Account		675
Total liabilities	16,197	(2,585)
Net Assets Available to Pay Benefits	751,656	513,973
Represented by:		
Liability for Accrued Members' Benefits		
Allocated to members' accounts	751,656 €3	513,973
	751,656	513,973

These financial statements are unaudited. They must be read in conjunction with the attached Accountant's Compilation Report and Notes which form part of these financial statements.

Resnick SMSF 2021

Schedule of Member Balances

	DOB	Age at 01/07/2020	Opening Balance	%
Steven Resnick (Accumulation)	3/12/1973	46	\$ 513,972.91	100.00%
			<u>\$ 513,972.91</u>	<u>100.00%</u>

	Steven Resnick	
Accumulation		
Opening balance 1/7/20	\$	513,972.91
Contributions	\$	-
Rollovers	\$	125,000.00
Div293 Withdrawal	-\$	7,020.25
Allocated Earnings	\$	141,140.31
Income Tax on earnings	-\$	21,436.50
Closing Balance 30/6/21	<u>\$</u>	<u>751,656.47</u>
Totals	<u>\$</u>	<u>751,656.47</u>

RESNICK SMSF
ABN 25 591 491 788
Member's Information Statement
For the year ended 30 June 2021

	2021	2020
	\$	\$
<hr/>		
Steven Resnick		
Opening balance - Members fund	513,973	558,325
Div293 Tax Withdrawal	(7,020)	
Transfers from other funds	125,000	
Allocated earnings	141,140	(41,025)
Income tax expense - Earnings	(21,437)	(3,327)
Balance as at 30 June 2021	751,656	513,973
Withdrawal benefits at the beginning of the year	513,973	558,325
Withdrawal benefits at 30 June 2021	751,656	513,973

Withdrawal Benefit

Your withdrawal benefit is the amount you are entitled to on resignation or retirement and represent the sum of:

- member contributions
- superannuation guarantee contributions
- award contributions
- other employer contributions made on your behalf and earnings (after income tax) associated with the above contributions.

The preserved portion of your withdrawal benefit is the amount which cannot be paid out until you permanently retire from the workforce on or after age 55. The preservation age is to be increased from 55 to 60, on a phased in basis, by 2025.

Withdrawing Funds

Should a member wish to withdraw some or all of their withdrawal benefits from the fund, they should contact the administrator prior to taking action to be advised of their benefit entitlements at date of disposal.

Eligible Rollover Fund

The Fund has selected an 'eligible rollover fund' to which it will transfer benefits belonging to 'lost' members or unclaimed benefits.

Government regulations define members as 'lost' if two consecutive reports, sent at least six months apart, are returned unclaimed to the fund.

Unclaimed benefits are those belonging to members who have left their employer and fail to give instructions to the Fund for the disbursement of their benefit within 90 days of exiting.

These financial statements are unaudited. They must be read in conjunction with the attached Accountant's Compilation Report and Notes which form part of these financial statements.

RESNICK SMSF
ABN 25 591 491 788
Member's Information Statement
For the year ended 30 June 2021

	2021	2020
	\$	\$
Amounts Allocatable to Members		
Yet to be allocated at the beginning of the year		
Benefits accrued as a result of operations as per the operating statement	119,704	(44,352)
Div293 Tax Withdrawal	(7,020)	
Transfers from other funds	125,000	
Amount allocatable to members	237,684	(44,352)
Allocation to members		
Steven Resnick	237,684	(44,352)
Total allocation	237,684	(44,352)
Yet to be allocated	237,684	(44,352)
Members Balances		
Steven Resnick	751,656	513,973
Allocated to members accounts	751,656	513,973
Yet to be allocated	751,656	513,973
Liability for accrued members benefits	751,656	513,973

These financial statements are unaudited. They must be read in conjunction with the attached Accountant's Compilation Report and Notes which form part of these financial statements.

RESNICK SMSF
ATTN: Rollover Transfer Section
37 Blythe Av
YOKINE WA 6060

Member number: 7883661
14 June 2021

Dear Sir/Madam,

Member name: Dr Steven Michael Resnick
Rollover fund reference: STEVEN RESNICK

The above client has requested that we rollover their super benefit from GESB to your fund. The amount of \$125,000.00 has been electronically transferred to the bank account details provided.

Please find enclosed a '**Rollover benefits statement**' showing the taxation components.

If you have any questions, please contact our Member Services Centre on 13 43 72.

Kind regards,



James Friend
Manager, Member Services

Disclaimer: the information contained in this letter is of a general nature, and does not constitute legal, taxation or personal financial advice. In providing this information, we have not taken into account your investment objectives, financial situation or needs. We are not licensed to provide financial product advice. Before acting or relying on any of the information in this letter you should read this document in conjunction with the relevant Product Information Booklet and disclosure documents at gesb.wa.gov.au/brochures, and consider whether the information is appropriate for you. You may also wish to consult a suitably qualified adviser to assist you.



Section A : Receiving fund's details

1 Australian business number (ABN)

2 Fund name

3 Postal address

Suburb/town/locality State Postcode

Country if other than Australia

4 (a) Unique superannuation identifier (USI)

(b) Member client identifier

Section B - Member Details

5 Tax file number (TFN)

6 Full name
Title - for example, Mr, Mrs, Miss, Ms Surname or family name

First given name Other given names

7 Residential address

Suburb/town/locality State Postcode

Country if other than Australia

8 Date of birth 9 Sex (M/F)

10 Daytime phone number

11 Email address

Section C - Rollover transaction details

12 Service period start date	<input type="text" value="03/09/2001"/>	14 Preservation amounts	
13 Tax components		Preserved amount	\$ <input type="text" value="125,000.00"/>
Tax -free component	\$ <input type="text" value="64.49"/>	KiwiSaver preserved amount	\$ <input type="text" value="0.00"/>
KiwiSaver Tax-free component	\$ <input type="text" value="0.00"/>		

Taxable component:

Element taxed in the fund	\$	<input type="text" value="0.00"/>	Restricted non-preserved	\$	<input type="text" value="0.00"/>
Element <u>untaxed</u> in the fund	\$	<input type="text" value="124,935.51"/>	Unrestricted non-preserved	\$	<input type="text" value="0.00"/>
TOTAL Tax components	\$	<input type="text" value="125,000.00"/>	TOTAL Preservation amounts	\$	<input type="text" value="125,000.00"/>

Section D – Non-complying funds

15 Contributions made to a non-complying fund on or after 10 May 2006

Section E : Transferring fund

16 Fund's ABN

17 Fund's name

18 Contact name

19 Daytime phone number

20 Email address

Section F - Declaration

TRUSTEE, DIRECTOR OR AUTHORISED OFFICER DECLARATION

Complete this declaration if you are the trustee, director or authorised officer of the superannuation fund or other provider shown in section E.

I declare that the information contained in the statement is true and correct

Name (BLOCK LETTERS)

Trustee, director or authorised officer signature

Date

Where to send this form

If the rollover data standards do not apply to the transaction, you must do all of the following:

- send the form to the receiving fund in section A within seven days of paying them the rollover
- provide a copy to the member in section B within 30 days of paying the rollover
- keep a copy in your records for a period of five years

If the rollover data standards do apply to the transaction, you must do the all of the following:

- comply with the requirements of the data standard for the fund-to-fund interaction (do not send this form to the receiving fund in section A)
- use this form only to provide a statement to the member in section B within 30 days of paying the rollover
- keep a copy of the member statement in your records for a period of five years

Resnick SMSF

Tax Reconciliation	2021	2020	2019
Taxable Profit for the Year	141,140.00	- 41,025.00	37,950.00
Add Backs			
Change in mkt value	- 123,790.00	63,247.00	- 34,971.00
Accounting Distribution <i>0-1/1</i>	- 21,356.00	- 23,239.00	- 7,722.00
Formation Costs	-	-	3,080.00
Taxable Distribution	20,681.00	22,716.00	6,578.00
Foreign Income <i>0-1</i>	504.00	481.00	138.00
Capital Gains - Dist'n	796.00	-	671.00
Element Untaxed <i>0-2/5</i>	124,935.00	-	611,776.00
Taxable Income after Add backs	<u>142,910.00</u>	<u>22,180.00</u>	<u>617,500.00</u>
Profit/(Loss) for the Year	<u>142,910.00</u>	<u>22,180.00</u>	<u>617,500.00</u>
Tax at 15%	21,436.50	3,327.00	92,625.00
Tax Paid Sept 20 <i>C-3</i>	- 200.00	-	-
Tax Paid Dec 20	-	-	-
Tax Paid Mar 21	-	- 675.00	-
Tax Paid Jun 21	-	- 648.00	-
Tax Shortfall/(Refund) I/S	<u>21,236.50</u>	<u>2,004.00</u>	<u>92,625.00</u>

Tax Liability B/S

Opening Balance 2021	- 3,907.89	91,521.34	-
Less Tax Instalment Paid	-	-	-
Less Tax Paid / Refund	<u>3,907.89</u>	<u>- 91,521.34</u>	<u>-</u>
	-	-	-
Add Current Year Provision	<u>21,436.50</u>	<u>3,327.00</u>	<u>92,625.00</u>
	21,436.50	3,327.00	92,625.00
Less:			
Tax Paid Sept 20	- 200.00	- 675.00	
Tax Paid Dec 20	-	- 648.00	
Franking Credits <i>0-1</i>	- 5,282.93	- 6,142.01	- 1,602.02
Foreign Tax Credit	- 15.57	- 28.88	- 19.64
	<u>15,938.00</u>	<u>- 4,166.89</u>	<u>91,003.34</u>
ATO Levy	259.00	259.00	518.00
2021 Balance	<u><u>16,197.00</u></u>	<u><u>- 3,907.89</u></u>	<u><u>91,521.34</u></u>



Australian Government
Australian Taxation Office

Agent D BAKER & ASSOCIATES PTY LTD
Client THE TRUSTEE FOR RESNICK
SMSF
ABN 25 591 491 788
TFN 573 213 714

Income tax 002

Date generated	02/09/2021
Overdue	\$0.00
Not yet due	\$0.00
Balance	\$0.00

Transactions

4 results found - from **02 September 2019** to **02 September 2021** sorted by **processed date** ordered **newest to oldest**

Processed date	Effective date	Description	Debit (DR)	Credit (CR)	Balance
9 Dec 2020	14 Dec 2020	EFT refund for Income Tax for the period from 01 Jul 19 to 30 Jun 20	\$3,907.89		\$0.00
9 Dec 2020	9 Dec 2020	Tax return Self Man Superfund - Income Tax for the period from 01 Jul 19 to 30 Jun 20		\$3,907.89	\$3,907.89 CR
16 Dec 2019	13 Dec 2019	Payment received		\$91,521.34	\$0.00
4 Dec 2019	28 Feb 2020	Tax return Self Man Superfund - Income Tax for the period from 01 Jul 18 to 30 Jun 19	\$91,521.34		\$91,521.34 DR



Australian Government
Australian Taxation Office

Agent D BAKER & ASSOCIATES PTY LTD
Client RESNICK, STEVEN
TFN 343 853 107

Income tax 551

Date generated	02/09/2021
Overdue	\$0.00
Not yet due	\$0.00
Balance	\$8,281.36 CR

Transactions

7 results found - from **25 June 2020** to **02 September 2021** sorted by **processed date** ordered **newest to oldest**

Processed date	Effective date	Description	Debit (DR)	Credit (CR)	Balance
1 Sep 2021	8 Sep 2021	Tax return Individuals - Income Tax for the period from 01 Jul 20 to 30 Jun 21		\$8,281.36	\$8,281.36 CR
8 Mar 2021	8 Mar 2021	General interest charge			\$0.00
8 Mar 2021	5 Mar 2021	Payment received		\$7,020.25	\$0.00
1 Mar 2021	1 Mar 2021	General interest charge			\$7,020.25 DR
25 Jan 2021	25 Feb 2021	Div 293 tax Assessment Division 293 tax Due and Payable for the period from 01 Jul 19 to 30 Jun 20	\$7,020.25		\$7,020.25 DR
15 Dec 2020	18 Dec 2020	EFT refund for Income Tax for the period from 01 Jul 19 to 30 Jun 20	\$9,315.73		\$0.00
2 Dec 2020	18 Dec 2020	Tax return Individuals - Income Tax for the period from 01 Jul 19 to 30 Jun 20		\$9,315.73	\$9,315.73 CR



Australian Government
Australian Taxation Office

Agent D BAKER & ASSOCIATES PTY
LTD
Client THE TRUSTEE FOR RESNICK
SMSF
ABN 25 591 491 788

Print instalment

Account	Period	Document ID
Activity statement – 004 – THE TRUSTEE FOR RESNICK SMSF	Jul 2020 – Sep 2020	44346194327
Receipt ID	Unavailable	
Date lodged	19 October 2020	
Payment due date	28 October 2020	

Statement summary

Description	Reported Value	Owed to ATO	Owed by ATO
PAYG income tax instalment			
5A Owed to ATO		\$200.00	
T1 PAYG instalment income	\$1,361.00		
T2 Multiplied by rate – Based on the notional tax \$ 91,003.34 from the 2019 assessment.	14.69%		

Amount owing to ATO

\$200.00

BPAY®



Biller code 75556
Ref 4255914917888260

Telephone and Internet Banking - BPAY®

Contact your bank or financial institution to make this payment from your cheque, savings, debit or credit card account.

For more information see www.bpay.com.au

Australia Post

Payment can be made in person at Australia Post outlets with cash, cheque or money order using the barcode below.

Payment reference number



Australian Government
Australian Taxation Office

Agent D BAKER & ASSOCIATES PTY LTD
Client THE TRUSTEE FOR RESNICK SMSF
ABN 25 591 491 788

Print instalment

Account	Period	Document ID
Activity statement – 004 – THE TRUSTEE FOR RESNICK SMSF	Oct 2020 – Dec 2020	45307821817

Payment due date 02 March 2021

Statement summary

Description	Reported Value	Owed to ATO	Owed by ATO
<i>PAYG income tax instalment</i>			
5A Owed to ATO		\$0.00	
T1 PAYG instalment income	\$0.00		
T2 Multiplied by rate – Based on the notional tax \$ 91,003.34 from the 2019 assessment.	14.69%		

No amount payable

\$0.00

Declaration

- > I THE TRUSTEE FOR RESNICK SMSF authorise D BAKER & ASSOCIATES PTY LTD to give the Oct 2020 – Dec 2020 activity statement to the Commissioner of Taxation for 004 – THE TRUSTEE FOR RESNICK SMSF.
- > I declare that the information provided for the preparation of this activity statement is true and correct.
- > I am authorised to make this declaration.

Signed: _____

Date: _____



Australian Government
Australian Taxation Office

Agent D BAKER & ASSOCIATES PTY LTD
Client THE TRUSTEE FOR RESNICK
 SMSF
ABN 25 591 491 788
TFN 573 213 714

Activity statement 004

Date generated	02/09/2021
Overdue	\$0.00
Not yet due	\$0.00
Balance	\$0.00

Transactions

9 results found - from **02 September 2019** to **02 September 2021** sorted by **processed date** ordered **newest to oldest**

Processed date	Effective date	Description	Debit (DR)	Credit (CR)	Balance
21 Oct 2020	28 Oct 2020	Original Activity Statement for the period ending 30 Sep 20 - PAYG Instalments	\$200.00		\$0.00
7 Oct 2020	6 Oct 2020	Payment received		\$200.00	\$200.00 CR
3 Sep 2020	3 Sep 2020	General interest charge			\$0.00
3 Sep 2020	2 Sep 2020	Payment received		\$675.00	\$0.00
3 Aug 2020	3 Aug 2020	General interest charge			\$675.00 DR
29 Jul 2020	28 Jul 2020	Payment received		\$648.00	\$675.00 DR
28 Jul 2020	28 Jul 2020	Original Activity Statement for the period ending 30 Jun 20 - PAYG Instalments	\$648.00		\$1,323.00 DR
1 May 2020	1 May 2020	General interest charge			\$675.00 DR
1 Apr 2020	28 Apr 2020	Original Activity Statement for the period ending 31 Mar 20 - PAYG Instalments	\$675.00		\$675.00 DR

Cash Management Account Transaction Listing

from 20/12/2018 to 24/08/2021

Date	Category	Details	Debit (\$)	Credit (\$)	Balance (\$)
Jul 2021					
Jul 30		MACQUARIE CMA INTEREST PAID		1.09	12,901.43
Jul 16		VAS PAYMENT JUL21/00847559 - 2021 Debtor		4,467.03	12,900.34
Jun 2021					
Jun 30		MACQUARIE CMA INTEREST PAID		0575 4.34	8,433.31
Jun 24		MOT CNT21048250 BUY 1273 VAS	2640 120,047.77		8,428.97
Jun 15		WEST STATE SUPER 8333106	4050.01	125,000.00	128,476.74
Jun 04		MOT CNT20992168 BUY 216 VAS	2640 19,971.54		3,476.74
May 2021					
May 31		MACQUARIE CMA INTEREST PAID		0575 2.43	23,448.28
Apr 2021					
Apr 30		MACQUARIE CMA INTEREST PAID		0575 2.01	23,445.85
Apr 20		VAS PAYMENT APR21/00847204		0567 5,034.77	23,443.84
Mar 2021					
Mar 31		MACQUARIE CMA INTEREST PAID		0575 1.94	18,409.07
Mar 05		BPAY TO TAX OFFICE PAYMENTS - BPAY Payment - Div 293 Steven Resnick	4025.01	7,020.25	18,407.13
Feb 2021					
Feb 26		MACQUARIE CMA INTEREST PAID		0575 2.28	25,427.36
Jan 2021					
Jan 29		MACQUARIE CMA INTEREST PAID		0575 2.64	25,425.10
Jan 19		VAS PAYMENT JAN21/00847351		0567 2,839.04	25,422.46
Dec 2020					
Dec 31		MACQUARIE CMA INTEREST PAID		0575 5.22	22,583.42
Dec 17		TRANSACT TFR TO 967716036 BLYTHE GROUP P BSB: 182512 A/C: 967716036 - Adviser fees	1518 2,420.00		22,578.20
Dec 17		TRANSACT FUNDS TFR TO D BAKER AND ASSOCI BSB: 066115 A/C: 10387658 - Super audit fees	1510 1,375.00		24,998.20
Dec 17		CBA Tax refund		3325 3,907.89	26,373.20

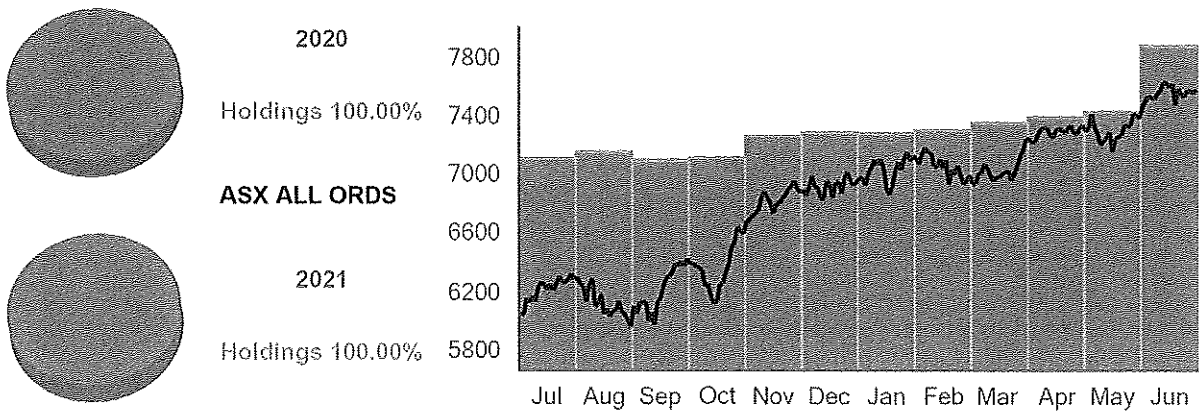
Month	Description	Code	Amount	Balance
Dec 2019	REBATE OF ADVISER COMMISSION	0584	4.61	22,465.31
Nov 2020				
Nov 2020	REBATE OF ADVISER COMMISSION	0584	4.39	22,460.70
Oct 2020				
Oct 2020	VAS PAYMENT OCT20/00846615	0567	3,716.89	22,456.31
Oct 2020	BPAY TO TAX OFFICE PAYMENTS - BPAY Payment	3325	200.00	18,739.42
Oct 2020	REBATE OF ADVISER COMMISSION	0584	3.89	18,939.42
Sep 2020				
Sep 2020	MACQUARIE CMA INTEREST PAID	0575	0.86	18,935.50
Sep 2020	BPAY TO TAX OFFICE PAYMENTS - BPAY Payment	3370	675.00	18,934.67
Sep 2020	REBATE OF ADVISER COMMISSION	0584	4.16	19,609.67
Aug 2020				
Aug 2020	MACQUARIE CMA INTEREST PAID	0575	0.88	19,605.51
Aug 2020	REBATE OF ADVISER COMMISSION	0584	4.14	19,604.60
Jul 2020				
Jul 2020	MACQUARIE CMA INTEREST PAID	0575	0.89	19,600.40
Jul 2020	BPAY TO TAX OFFICE PAYMENTS - BPAY Payment	3390	648.00	19,599.60
Jul 2020	VAS PAYMENT JUL20/00846988	2675	1,347.19	20,247.60
Jul 2020	REBATE OF ADVISER COMMISSION	0584	3.88	18,900.41
Jun 2020				
Jun 2020	MACQUARIE CMA INTEREST PAID		0.86	18,896.50
Jun 2020	REBATE OF ADVISER COMMISSION		4.01	18,895.67
May 2020				
May 2020	MACQUARIE CMA INTEREST PAID		0.88	18,891.60
May 2020	REBATE OF ADVISER COMMISSION		3.30	18,890.70
Apr 2020				
Apr 2020	MACQUARIE CMA INTEREST PAID		0.70	18,887.40
Apr 2020	VAS PAYMENT APR20/00844265		4,398.50	18,886.70
Apr 2020	REBATE OF ADVISER COMMISSION		3.07	14,488.20
Mar 2020				



Financial Year Summary

01 Jul 2020 - 30 Jun 2021

Summary Information	A/C 301026	+/-
Holdings valuation at start of period		\$491,144.29 ▲
Holdings valuation at end of period	\$263,808.83	\$754,953.12
Portfolio at start of period		\$491,144.29
Portfolio at end of period	\$263,808.83	\$754,953.12
Total portfolio value		\$754,953.12 ▲
Total brokerage		\$167.84
Information service fees		\$0.00
Estimated dividends and distributions		\$12,937.88
Estimated franking credits		\$4,356.69



All values are estimates and may vary from actual values. The information is provided for general information only and does not constitute an offer or recommendation to buy or sell any financial product. The information is provided for general information only and does not constitute an offer or recommendation to buy or sell any financial product. The information is provided for general information only and does not constitute an offer or recommendation to buy or sell any financial product.

Resnick Super Pty Ltd is a member of the Third Party Platform Pty Ltd Group. Resnick Super Pty Ltd is a member of the Third Party Platform Pty Ltd Group. Resnick Super Pty Ltd is a member of the Third Party Platform Pty Ltd Group. Resnick Super Pty Ltd is a member of the Third Party Platform Pty Ltd Group.

Holdings valuation

01 Jul 2020 - 30 Jun 2021

Holdings valuation at 1 Jul 2020

\$491,144.29

Equities

ASX code	Description	Quantity	Cost Price	Price	Value
VAS	V300AEQ ETF UNITS	6,539	\$79.29	\$75.110	\$491,144.29
				Subtotal	\$491,144.29

Holdings valuation at 30 Jun 2021

\$754,953.12

Equities

ASX code	Description	Quantity	Cost Price	Price	Value
VAS	V300AEQ ETF UNITS	8,028	\$82.03	\$94.040	\$754,953.12
				Subtotal	\$754,953.12

This information has been prepared by the ASX Limited Group ("ASX Limited") on behalf of the ASX Limited Group ("ASX Limited") and is for informational purposes only. It is not intended to be used as a basis for investment decisions. The ASX Limited Group does not accept any liability for any errors or omissions contained in this information, or for any loss or damage arising from its use. The ASX Limited Group is not responsible for any loss or damage arising from its use.


Information in this report is derived from the ASX Limited Group's ("ASX Limited") internal records and is provided for informational purposes only. The ASX Limited Group does not accept any liability for any loss or damage arising from its use. The ASX Limited Group is not responsible for any loss or damage arising from its use.

Holdings valuation (continued)

01 Jul 2020 - 30 Jun 2021


Holdings valuation at 1 Jul 2020 **\$491,144.29**

Holdings composition 1 Jul 2020



Holdings valuation at 30 Jun 2021 **\$754,953.12**

Holdings composition 30 Jun 2021



Information provided herein is for general information only and does not constitute an offer of any financial product. It is provided for general information only and does not constitute an offer of any financial product. It is provided for general information only and does not constitute an offer of any financial product. It is provided for general information only and does not constitute an offer of any financial product.

Information provided herein is for general information only and does not constitute an offer of any financial product. It is provided for general information only and does not constitute an offer of any financial product. It is provided for general information only and does not constitute an offer of any financial product. It is provided for general information only and does not constitute an offer of any financial product.

Transaction summary

01 Jul 2020 - 30 Jun 2021

Equities

VAS

VNGD AUS SHARES ETF UNITS

Date	Type	Action	Quantity	Unit price	Trade value	Brokerage	Other fees	GST	Total value
09/04/2019	Buy	B4237077	3,158	\$78.8300	\$248,945.14	\$271.57	\$0.00	\$27.16	\$249,243.87
09/04/2019	Buy	B4237097	3,159	\$78.8200	\$248,992.38	\$271.63	\$0.00	\$27.16	\$249,291.17
14/02/2020	Buy	B4861422	222	\$89.8600	\$19,948.92	\$21.76	\$0.00	\$2.18	\$19,972.86
02/06/2021	Buy	B20992168	216	\$92.3500	\$19,947.60	\$21.76	\$0.00	\$2.18	\$19,971.54 ✓
22/06/2021	Buy	B21048250	1,273	\$94.1900	\$119,903.87	\$130.82	\$0.00	\$13.08	\$120,047.77 ✓

Subtotal

6,028

▲

All data is subject to change without notice. This report is provided for informational purposes only. It is not intended to be used as a basis for investment decisions. The information contained herein is not intended to be used as a basis for investment decisions. The information contained herein is not intended to be used as a basis for investment decisions. The information contained herein is not intended to be used as a basis for investment decisions.

Generated: 27/07/2021 12:37 AM

Third Party Platform Pty Ltd ABN 74 121 227 905 AFSL 314341 Participant of the ASX Limited Group

Brokerage & information services

01 Jul 2020 - 30 Jun 2021

June 2021	Amount	GST	Total
Brokerage and trail fees	\$152.58	\$15.26	\$167.84
Information services	\$0.00	\$0.00	\$0.00
	\$152.58	\$15.26	\$167.84

Brokerage total	\$152.58	\$15.26	\$167.84
Information services total	\$0.00	\$0.00	\$0.00

This document contains information that is confidential and/or otherwise subject to legal professional privilege. It is intended for the use of the person to whom it is addressed only. If you have received this document in error, please notify the sender immediately and delete this document from your system. The sender accepts no responsibility for any loss or damage arising from the use of this information. If you are in any doubt as to the accuracy of this information, please contact the sender.

Third Party Platform Pty Ltd is a member of the ASX Limited Group. The ASX Limited Group is a group of companies controlled by ASX Limited. ASX Limited is a company listed on the ASX. The ASX Limited Group is a group of companies controlled by ASX Limited. The ASX Limited Group is a group of companies controlled by ASX Limited.

Estimated dividends & distributions

01 Jul 2020 - 30 Jun 2021

VAS VNGD AUS SHARES ETF UNITS

Ex div. date	Payment date	Type	Div. amount	Franking %	Balance	Franking credit	Est. dividend
01/07/2020	16/07/2020	Final	\$0.206023	52.26%	6,539	\$301.73	\$1,347.18
01/10/2020	16/10/2020	Interim	\$0.568418	84.31%	6,539	\$1,343.02	\$3,716.89
04/01/2021	19/01/2021	Interim	\$0.434171	79.17%	6,539	\$963.29	\$2,839.04
01/04/2021	20/04/2021	Interim	\$0.769961	81.04%	6,539	\$1,748.65	\$5,034.77
Estimated sub total						\$4,356.69	\$12,937.88
Estimated total						\$4,356.69	\$12,937.88

The information presented in this report is a general estimation and is intended as a guide for indicative purposes only. It is an extrapolation of our understanding of your holdings against publicly available dividend entitlement and payment information. It should not be considered a replacement for your own records. We encourage you to confirm the information and holdings represented here.

Our client has been identified as a holder of the securities listed above. We are providing this information to you for your information only. It is not intended to constitute an offer of securities or any other financial product. The information is provided for your information only and should not be relied upon for any investment decision.

Generated on 04/07/2021 12:37 AM. For more information, please contact your broker.

This report is generated by the system and is not intended to be used as a basis for investment decisions. It is provided for your information only and should not be relied upon for any investment decision. The information is provided for your information only and should not be relied upon for any investment decision.

ASX	Date	Type	Quantity	Price	Brokerage	Exch. Rate	Value
VAS.AX Vanguard Australian Shares Index Etf	02 Jun 2021	Buy	216	92.350	AU\$23.94	1.0000	19,971.54
VAS.AX Vanguard Australian Shares Index Etf	22 Jun 2021	Buy	1,273	94.190	AU\$143.90	1.0000	120,047.77

All amounts are in Australian Dollars unless otherwise specified.

Resnick SMSF - Historical Cost Report
 Shown from 01 Jul 2020 to 30 Jun 2021, including brokerage

ASX	Allocation Method	Opening Balance*	Purchases*	Cost of Sales*
VAS.AX Vanguard Australian Shares Index Etf	FIFO	519,247.72	140,019.31	0.00
		519,247.72	140,019.31	0.00
Cash Account		Opening Balance	Deposit	Withdraw
Macquarie CMA		\$18,896.53	\$141,894.34	\$152,357.56
Total Cash Accounts		\$18,896.53	\$141,894.34	\$152,357.56
Total:		538,144.25	281,913.65	152,357.56

* Marked figures are listed at cost price. All amounts converted to Australian Dollars.

Short Term Capital Gains (unrealised)

Code	Sale Allocation Method	Purchase Date	Quantity	Cost Base	Market Value	Gain
VAS	First In, First Out	02 Jun 2021	216	19,971.54	20,312.64	341.10
						341.10

Please note that 'Quantity' may be adjusted for reconstruction events.

Long Term Capital Gains (unrealised)

Code	Sale Allocation Method	Purchase Date	Quantity	Cost Base	Market Value	Gain
VAS	First In, First Out	09 Apr 2019	3,158	249,676.97	296,978.32	47,301.35
VAS	First In, First Out	09 Apr 2019	3,159	249,724.41	297,072.36	47,347.95
VAS	First In, First Out	14 Feb 2020	222	19,977.34	20,876.88	899.54
						95,548.83

Please note that 'Quantity' may be adjusted for reconstruction events.

Capital Losses (unrealised)

Code	Sale Allocation Method	Purchase Date	Quantity	Cost Base	Market Value	Loss
VAS	First In, First Out	22 Jun 2021	1,273	120,047.77	119,712.92	-334.85
						-334.85

Please note that 'Quantity' may be adjusted for reconstruction events.

Summary

Short term gains and all losses are offset by capital gains. Long term gains are discounted. This total is your unrealised capital gain as at June 30, 2021.

Capital Gains on shares applicable for 'Other' method (short term gains)

Short Term Gains	341.10	
less Capital losses available to be offset	-334.85	6.25

Capital Gains on shares applicable for 'Discount' method (long term gains)

Long Term Gains	95,548.83	
less Capital losses available to be offset	0.00	95,548.83
less CGT Concession Amount @ 33%		-31,849.58
Capital Gain		\$63,705.50



ABN 72 072 881 086. AFS License 227263.

Vanguard® Australian Shares Index ETF



Computershare Investor Services Pty Limited

GPO Box 2975

Melbourne VIC 3001 Australia

Enquiries (within Australia) 1300 757 905

(outside Australia) 61 3 9415 4813

Facsimile 61 2 8235 8209

www.investorcentre.com/au

043684 000 VAS

RESNICK SUPER PTY LTD
<RESNICK SMSF A/C>
5 GOLDING STREET
DIANELLA WA 6059

Date: 30th September 2021

Holder Number: X0084260223

ASX Code: VAS

Annual Statement

Vanguard Australian Shares Index ETF

Statement for period: 1 July 2020 to 30 June 2021

This statement represents an Annual Statement for the period 1 July 2020 to 30 June 2021 for your holding in Vanguard Australian Shares Index ETF (VAS). Please refer to the last page for the glossary of terms and calculation methodologies.

Date ¹	Transaction	Unit Transactions	Unit Price ²	Units Held ³	Unit Value ⁴
30/06/2020	Opening Balance		\$75.03	6539	\$490,624.00
04/06/2021	Purchase	216 ✓	-	6755	-
24/06/2021	Purchase	1273 ✓	-	8028	-
30/06/2021	Closing Balance		\$94.06	8028	\$755,148.00

Cash Distribution Received	\$16,058.00
----------------------------	-------------

Distribution Reinvestment Cash Balance

Date ¹	Balance
30/06/2020	-
30/06/2021	-

Fees	Amount
Directly charged managed costs paid	-
Indirect cost of your investment ⁵	\$551.63
Total fees paid⁶	\$551.63

All correspondence to:
Computershare Investor Services Pty Limited
GPO Box 2975 Melbourne
Victoria 3001 Australia
Enquiries (within Australia) 1300 757 905
(outside Australia) 61 3 9415 4813
Facsimile 61 2 8235 8209
www.investorcentre.com/au/contact
www.computershare.com

H 071418 000 VAS



RESNICK SUPER PTY LTD
<RESNICK SMSF A/C>
5 GOLDING STREET
DIANELLA WA 6059

Holder Identification Number (HIN)

HIN WITHHELD

ASX Code VAS

TFN/ABN Status Quoted

Record Date 2 July 2021

Payment Date 16 July 2021

Vanguard Australian Shares Index ETF
Distribution Payment for the Period Ending 30 June 2021
Direct Credit Advice

Class Description	Rate Per Security	Securities Held	Gross Amount
ETF	\$0.55643098	8,028	\$4,467.03

Withholding tax: \$0.00

NET PAYMENT: \$4,467.03

Note: You should retain this statement to assist you in preparing your tax return. Please keep this in a safe place as a charge may be levied for a replacement. If you require your payment to be re-issued, you may be charged an administrative fee which will be deducted from your payment. Fees are applicable to certain types of payments valued at over \$100 AUD.

For additional information regarding the distribution, including estimated tax components and Fund Payment information, please visit the Announcements section of the Vanguard Investments Australia web page www.vanguard.com.au/etf

Your Payment Instruction

Bank: MACQUARIE BANK LTD

BSB: 182-512

ACC: XXXXXX61

Amount Deposited

\$4,467.03

If payment cannot be made to the above instruction, a direct credit form will be forwarded to your registered address and your dividend entitlement shown above will be held as a non-interest bearing deposit until your new direct credit instructions are received.

Resnick SMSF - Taxable Income Report
For the period 01 Jul 2020 to 30 Jun 2021

Local Income - Australia

Non Trust Income

Holding	Paid Date	Total Income	Net Amount	Franked Amount	Unfranked Amount	Interest	Foreign Source
CASH ACC Macquarie CMA	31 Jul 2020	0.89	0.89	0.00	0.00	0.89	
CASH ACC Macquarie CMA	31 Aug 2020	0.88	0.88	0.00	0.00	0.88	
CASH ACC Macquarie CMA	30 Sep 2020	0.86	0.86	0.00	0.00	0.86	
CASH ACC Macquarie CMA	31 Dec 2020	5.22	5.22	0.00	0.00	5.22	
CASH ACC Macquarie CMA	29 Jan 2021	2.64	2.64	0.00	0.00	2.64	
CASH ACC Macquarie CMA	26 Feb 2021	2.28	2.28	0.00	0.00	2.28	
CASH ACC Macquarie CMA	31 Mar 2021	1.94	1.94	0.00	0.00	1.94	
CASH ACC Macquarie CMA	30 Apr 2021	2.01	2.01	0.00	0.00	2.01	
CASH ACC Macquarie CMA	31 May 2021	2.43	2.43	0.00	0.00	2.43	
CASH ACC Macquarie CMA	30 Jun 2021	4.34	4.34	0.00	0.00	4.34	
Non Trust income totals		23.49	23.49	0.00	0.00	23.49	

Trust Income

Holding	Ex Date	Total Income	Net Amount	Franked Amount	Unfranked Amount	Interest	Foreign Source
VAS.AX Vanguard Australian Shares Inde	01 Oct 2020	3,716.89	3,716.89	3,133.71	582.60	0.00	
VAS.AX Vanguard Australian Shares Inde	04 Jan 2021	2,839.04	2,839.04	2,247.67	590.35	0.00	
VAS.AX Vanguard Australian Shares Inde	01 Apr 2021	5,034.77	5,034.77	4,080.18	953.90	0.00	
VAS.AX Vanguard Australian Shares Inde - 2021 Debtor	01 Jul 2021	4,467.03	4,467.03	2,228.15	2,236.36	0.00	
Trust income totals		16,057.73	16,057.73	11,689.71	4,363.21	0.00	

Australian Income Totals:

Total Income

Total Franking Credits

All amounts are in AU\$ unless otherwise specified.

Please check that all payments are correct before using this report for tax reporting purposes.

216942 000 VAS



RESNICK SUPER PTY LTD
<RESNICK SMSF A/C>
5 GOLDING STREET
DIANELLA WA 6059

Enquiries:

(within Australia) 1300 757 905
(international) +61 3 9415 4813

Holder Identification Number (HIN)

HIN WITHHELD

ATTRIBUTION MANAGED INVESTMENT TRUST MEMBER ANNUAL TAX STATEMENT FOR YEAR ENDED 30 JUNE 2021

The following tax return items are valid for Australian resident individual unitholders only.

PART A - SUMMARY OF 2021 TAX RETURN (SUPPLEMENTARY SECTION) ITEMS

Item	Tax Return Label	Amount
Share of net income from trusts, less net capital gains, foreign income and franked distributions	13U	\$3,657.72
Franked distributions from trusts	13C	\$17,023.27
Share of franking credits from franked dividends	13Q	\$5,282.93
Share of credit for TFN amounts withheld	13R	\$0.00
Share of credit for foreign resident withholding amounts	13A	\$0.00
Net capital gain	18A	\$596.94
Total current year capital gains	18H	\$1,193.88
Assessable foreign source income	20E	\$503.85
Other net foreign source income	20M	\$503.85
Foreign income tax offset	20O	\$15.57

PART B - COMPONENTS OF ATTRIBUTION

Item	Cash Distribution	Tax Paid/Offsets	Attribution
Australian Income			
Unfranked distributions	\$627.26		\$473.22
Unfranked CFI distributions	\$1,184.16		\$1,191.43
Interest - subject to non resident WHT	\$81.34		\$94.68
Interest - not subject to non resident WHT	\$61.12		\$61.44
Other income - clean building MIT income	\$0.00		\$0.00
Other income - excluded from NCM1	\$15.08		\$20.13
Other income - NCM1	\$28.47		\$33.91
Other income	\$1,036.78		\$1,782.91
Non primary production income	\$3,034.21		\$3,657.72
Franked distributions	\$11,689.00	\$5,282.93	\$17,023.27
Capital Gains			
Discounted capital gains TAP - clean building MIT income	\$0.00		\$0.00
Discounted capital gains TAP - excluded from NCM1	\$0.00		\$0.00
Discounted capital gains TAP - NCM1	\$0.00		\$0.00
Discounted capital gains TAP	\$80.11		\$0.00
Discounted capital gains NTAP	\$305.94		\$596.94
Capital gains - other method TAP - clean building MIT income	\$0.00		\$0.00
Capital gains - other method TAP - excluded from NCM1	\$0.00		\$0.00
Capital gains - other method TAP - NCM1	\$0.00		\$0.00
Capital gains - other method TAP	\$81.68		\$0.00
Capital gains - other method NTAP	\$0.00		\$0.00
Net capital gain	\$467.73		\$596.94
AMIT CGT gross up amount			\$596.94
Other capital gains distribution	\$386.05		\$1,193.88
Total current year capital gains	\$853.78		\$1,193.88
Foreign Income			
Assessable foreign source income	\$480.74 A	\$15.57	\$503.85
Other Non-assessable Amounts			
Non-assessable non-exempt amount	\$0.00		\$0.00
Net exempt income	\$0.00		\$0.00
Other non-attributable amounts	\$0.00		\$0.00
Gross Amount	\$16,057.73 A		\$22,378.72
AMIT cost base net amount - excess (Reduce cost base)			\$0.00
AMIT cost base net amount - shortfall (Increase cost base)			(\$1,022.49)
Less TFN amounts withheld	\$0.00		\$0.00
Less non-resident withholding tax			\$0.00
- Interest / dividend amounts withheld	\$0.00		\$0.00
- Fund payment amounts withheld	\$0.00		\$0.00
Net Cash Distribution	\$16,057.73 A		\$21,356.23 A

IML →

Disc 3376 = 4397.96
= 4796

① 22,378.72
(398.00) Disc
= 21,980.72 CG

Received \$11590.70
Debtors \$4467.03
= \$16057.73



ABN 72 072 881 086. AFS License 227263.

Vanguard® Australian Shares Index ETF



All correspondence to:
Computershare Investor Services Pty Limited
GPO Box 2975 Melbourne
Victoria 3001 Australia
Enquiries (within Australia) 1300 757 905
(outside Australia) 61 3 9415 4813
Facsimile 61 2 8235 8209
www.investorcentre.com/au/contact
www.computershare.com

057494 000 VAS



RESNICK SUPER PTY LTD
<RESNICK SMSF A/C>
5 GOLDING STREET
DIANELLA WA 6059

Holder Identification Number (HIN)

HIN WITHHELD

ASX Code VAS
TFN/ABN Status Quoted
Record Date 6 April 2021
Payment Date 20 April 2021

**Vanguard Australian Shares Index ETF
Distribution Payment for the Period Ending 31 March 2021
Direct Credit Advice**

Class Description	Rate Per Security	Securities Held	Gross Amount
ETF	\$0.76996077	6,539	\$5,034.77

Withholding tax: \$0.00

NET PAYMENT: \$5,034.77

Note: You should retain this statement to assist you in preparing your tax return. Please keep this in a safe place as a charge may be levied for a replacement. If you require your payment to be re-issued, you may be charged an administrative fee which will be deducted from your payment. Fees are applicable to certain types of payments valued at over \$100 AUD.

For additional information regarding the distribution, including estimated tax components and Fund Payment information, please visit the Announcements section of the Vanguard Investments Australia web page www.vanguard.com.au/etf

Your Payment Instruction

Bank: MACQUARIE BANK LTD
BSB: 182-512
ACC: XXXXXXX61

Amount Deposited

\$5,034.77

If payment cannot be made to the above instruction, a direct credit form will be forwarded to your registered address and your dividend entitlement shown above will be held as a non-interest bearing deposit until your new direct credit instructions are received.

All correspondence to:
Computershare Investor Services Pty Limited
GPO Box 2975 Melbourne
Victoria 3001 Australia
Enquiries (within Australia) 1300 757 905
(outside Australia) 61 3 9415 4813
Facsimile 61 2 8235 8209
www.investorcentre.com/au/contact
www.computershare.com

┌ 060589 000 VAS



RESNICK SUPER PTY LTD
<RESNICK SMSF A/C>
5 GOLDING STREET
DIANELLA WA 6059

Holder Identification Number (HIN)**HIN WITHHELD**

ASX Code	VAS
TFN/ABN Status	Quoted
Record Date	5 January 2021
Payment Date	19 January 2021

Vanguard Australian Shares Index ETF
Distribution Payment for the Period Ending 31 December 2020
Direct Credit Advice

Class Description	Rate Per Security	Securities Held	Gross Amount
ETF	\$0.43417096	6,539	\$2,839.04

Withholding tax: \$0.00

NET PAYMENT: \$2,839.04

Note: You should retain this statement to assist you in preparing your tax return. Please keep this in a safe place as a charge may be levied for a replacement. If you require your payment to be re-issued, you may be charged an administrative fee which will be deducted from your payment. Fees are applicable to certain types of payments valued at over \$100 AUD.

For additional information regarding the distribution, including estimated tax components and Fund Payment information, please visit the Announcements section of the Vanguard Investments Australia web page www.vanguard.com.au/etf

Your Payment Instruction


Bank: MACQUARIE BANK LTD
BSB: 182-512
ACC: XXXXXX61

Amount Deposited

\$2,839.04

If payment cannot be made to the above instruction, a direct credit form will be forwarded to your registered address and your dividend entitlement shown above will be held as a non-interest bearing deposit until your new direct credit instructions are received.

All correspondence to:
Computershare Investor Services Pty Limited
GPO Box 2975 Melbourne
Victoria 3001 Australia
Enquiries (within Australia) 1300 757 905
(outside Australia) 61 3 9415 4813
Facsimile 61 2 8235 8209
www.investorcentre.com/au/contact
www.computershare.com

┌ 057106 050 VAS

RESNICK SUPER PTY LTD
<RESNICK SMSF A/C>
5 GOLDING STREET
DIANELLA WA 6059

Holder Identification Number (HIN)**HIN WITHHELD**

ASX Code	VAS
TFN/ABN Status	Quoted
Record Date	2 October 2020
Payment Date	16 October 2020

**Vanguard Australian Shares Index ETF
Distribution Payment for the Period Ending 30 September 2020
Direct Credit Advice**

Class Description	Rate Per Security	Securities Held	Gross Amount
ETF	\$0.56841847	6,539	\$3,716.89
			Withholding tax: \$0.00
			NET PAYMENT: \$3,716.89

Note: You should retain this statement to assist you in preparing your tax return. Please keep this in a safe place as a charge may be levied for a replacement. If you require your payment to be re-issued, you may be charged an administrative fee which will be deducted from your payment. Fees are applicable to certain types of payments valued at over \$100 AUD.

For additional information regarding the distribution, including estimated tax components and Fund Payment information, please visit the Announcements section of the Vanguard Investments Australia web page www.vanguard.com.au/etf

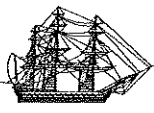
Your Payment Instruction

Bank: MACQUARIE BANK LTD
BSB: 182-512
ACC: XXXXXXXX61

Amount Deposited

\$3,716.89

If payment cannot be made to the above instruction, a direct credit form will be forwarded to your registered address and your dividend entitlement shown above will be held as a non-interest bearing deposit until your new direct credit instructions are received.



Vanguard®

ABN 72 072 881 086. AFS License 227263.

Vanguard® Australian Shares Index ETF

0-115
Computershare

All correspondence to:
Computershare Investor Services Pty Limited
GPO Box 2975 Melbourne
Victoria 3001 Australia
Enquiries (within Australia) 1300 757 905
(outside Australia) 61 3 9415 4813
Facsimile 61 2 8235 8209
www.investorcentre.com/au/contact
www.computershare.com

┌ 055622 050 VAS



RESNICK SUPER PTY LTD
<RESNICK SMSF A/C>
5 GOLDING STREET
DIANELLA WA 6059

Holder Identification Number (HIN)

HIN WITHHELD

ASX Code VAS
TFN/ABN Status Quoted
Record Date 2 July 2020
Payment Date 16 July 2020 - 2020

**Vanguard Australian Shares Index ETF
Distribution Payment for the Period Ending 30 June 2020
Direct Credit Advice**

Class Description	Rate Per Security	Securities Held	Gross Amount
ETF	\$0.20602331	6,539	\$1,347.19

Withholding tax: \$0.00

NET PAYMENT: \$1,347.19

Note: You should retain this statement to assist you in preparing your tax return. Please keep this in a safe place as a charge may be levied for a replacement. If you require your payment to be re-issued, you may be charged an administrative fee which will be deducted from your payment. Fees are applicable to certain types of payments valued at over \$100 AUD.

For additional information regarding the distribution, including estimated tax components and Fund Payment information, please visit the Announcements section of the Vanguard Investments Australia web page www.vanguard.com.au/eff

Your Payment Instruction

Bank: MACQUARIE BANK LTD
BSB: 182-512
ACC: XXXXXXX61

Amount Deposited

\$1,347.19 - 2020

If payment cannot be made to the above instruction, a direct credit form will be forwarded to your registered address and your dividend entitlement shown above will be held as a non-interest bearing deposit until your new direct credit instructions are received.

D. BAKER & ASSOCIATES PTY LTD
Chartered Accountants

A.B.N. 96 099 535 065
 PO BOX 310
 MIDLAND, WA 6936
 Unit 1, 4 Farrall Road, Midvale, WA
 Phone (08) 9274 6637

RESNICK SMSF
 5 GOLDING STREET
 DIANELLA WA 6059

Statement

 Ref: RES05
 As at 30 June, 2021

Date	Description	Debit	Credit
09/12/2020	Invoice 028052 Issued	1,375.00	
18/12/2020	Receipt 029278 Applied Against Invoice 028052		1,375.00

6872+ Days 0.00	5154 Days 0.00	3436 Days 0.00	1718 Days 0.00	Current 0.00	Amount Due:
---------------------------	--------------------------	--------------------------	--------------------------	------------------------	--------------------

Terms: Seven Days From Date Of Invoice

Please detach the portion below and forward with your payment

Remittance Advice

RESNICK SMSF Ref: RES05
 ALL CREDIT CARD PAYMENTS attract a 1.25% charge As at 30 June, 2021

Cheque Mastercard Visa Amount Due:

Card Number

Cardholder Signature Expiry Date

PAYMENT CAN BE MADE DIRECTLY TO OUR BANK
 BSB 06 6115 Account 1038 7658 D.Baker & Associates Pty Ltd

TAX INVOICE

Resnick Superannuation Fund

Invoice Date
15 Dec 2020

Invoice Number
20161458

ABN
99 109 650 704

South City Brokers Pty Ltd
37 Blythe Avenue
YOKINE WA 6060
Authorised Rep. of:
Blythe Group Pty Ltd ABN 66
638 101 425
AFSL 520958

Description	Quantity	Unit Price	Discount	GST	Amount AUD
Annual Review Fee:	1.00	2,200.00		10%	2,200.00
Meetings re portfolio weightings	1.00	6,600.00	100.00%		0.00

(Steve, I haven't charged for our meetings. I consider that part of our relationship my pleasure.)

(There may be some commission refunds next year but AIA slugged me with a \$3,500 'clawback' on commissions last month because of the timing of your cover reduction. I am fairly certain they will refund the commissions to me in time and I will give you another reconciliation closer to that time. Certain aspects of this industry are completely broken and it is embarrassing to include this explanation in my invoice)

Subtotal (includes a discount of 6,600.00)	2,200.00
TOTAL GST 10%	220.00
TOTAL AUD	2,420.00
Less Amount Paid	2,420.00
AMOUNT DUE AUD	0.00

Due Date: 22 Dec 2020

By bank transfer to:

Blythe Group Pty Ltd
BSB: 182 512
Account number: 967716036
Bank: Macquarie