



Annual statement

for the period 1 July 2021 to 30 June 2022

Account details

Product	BT Panorama Investments
Account ID	121396899
Account name	TIMEGRACE PTY LTD ATF THE PEEBLES SUPERANNUATION FUND
Adviser	Robert Kenny +61 (8) 9324 6000

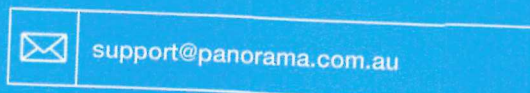

Contents

Your statement at a glance	2
Portfolio valuation	3
Earnings and expenses	5
Transaction history	8
Complaints	15

\$1,078,674.15

Portfolio value as at 30 Jun 2022

For more information



Please read the Annual Statement Guide where the information contained in this statement is further explained

Annual statement created 18 Aug 2022

Your statement at a glance

Total portfolio opening balance 1 Jul 2021

\$1,249,468.08

Inflows

Deposits to Transaction account

Asset transfers in

New assets from corporate actions

\$23,244.83

\$23,244.83

\$0.00

\$0.00

-\$40,000.00

Outflows

Payments from Transaction account

Asset transfers out

Less assets from corporate actions

-\$40,000.00

\$0.00

\$0.00

-\$12,897.38

Expenses

Fees

Taxes

-\$12,897.38

\$0.00

\$32,734.40

Income on investments

Please note that 'Income on Investments' does not include the income received from sponsored holdings on Panorama. Income arising from sponsored holdings on Panorama is displayed in the 'Earnings and expenses' section of this statement. Where applicable, income for each individual sponsored holding is identified in the 'Transaction account history - Cash' section of the statement.

-\$173,875.78

Market movement

Total portfolio closing balance 30 Jun 2022

\$1,078,674.15

BT 003053 050



THE PEEBLES SUPERANNUATION FUND
Mr Peter Peebles
10 HISPANO Place
CARINE WA 6020

Your Annual statement

Hi Peter,

Enclosed is your BT Panorama Investments statement for the year ending 30 June 2022. Please review and keep it for your records.

How to find information online

To view up-to-date details of your account including past statements from BT Wrap, you can go to panoramainvestor.com.au and sign in using your existing username and password.

If you'd like to receive your correspondence online as soon as it is available, you can change your correspondence preference on the 'Account details' page for your account.

Call us on 1300 881 716 if you'd like to register for online access.

Need help?

The information contained in this statement is further explained in the Annual Statement Guide. This can be found in the Document Library once you sign into your account.

For additional information or if you have any questions, please contact Robert Kenny at Robert.Kenny@sfg.com.au or +61 (8) 9324 6000.

Yours sincerely,



Kathy Vincent
General Manager Platforms & Investments

Portfolio valuation

27330-74

Transaction account

26759-59

	Balance \$	Total portfolio %
Transaction account	\$8,928.85	0.83%
Total transaction account balance	\$8,928.85	0.83%

Listed securities

Investments	Quantity	Last price \$	Market value \$	Total portfolio %
ANZ • ANZ Banking Grp Ltd	1,130 ✓	\$22.03	\$24,893.90	2.31%
CBA • Commonwealth Bank of Australia	430 ✓	\$90.38	\$38,863.40	3.60%
HBRD • Betashares Active Australian Hybrids Fund (Managed Fund)	8,797 ✓	\$9.92	\$87,266.24	8.09%
MGF • Magellan Global Fund	19,279 ✓	\$1.34	\$25,833.86	2.39%
MGFO • Magellan Global Fund Option Expiry 1-March 2024	19,279 ✓	\$0.01	\$96.40	0.01%
VAP • Vanguard Australian Property Securities Index ETF	1,280 ✓	\$76.00	\$97,280.00	9.02%
VHY • Vanguard Australian Shares High Yield ETF	1,253	\$62.70	\$78,563.10	7.28%
WBC • Westpac Banking Corporation	1,085 ✓	\$19.50	\$21,157.50	1.96%
Total listed securities balance			\$373,954.40	34.66%

Managed funds

Investments	Quantity	Last price \$	Market value \$	Total portfolio %
BFL0004AU • Bennelong Ex-20 Australian Equities Fund	22,689.5400 ✓	\$2.22	\$50,462.51	4.68%
DFA0007AU • Strategic International Equity Fund	4,521.6800 ✓	\$21.39	\$96,709.66	8.97%
DFA0008AU • Strategic Australian Equity Fund	8,300.9100 ✓	\$17.74	\$147,220.52	13.66%
DFA0015AU • Strategic Fixed Interest Fund	9,772.7900 ✓	\$9.84	\$96,157.32	8.91%
ETL0018AU • PIMCO Global Bond Fund - Wholesale Class	100,501.5900 ✓	\$0.89	\$89,388.53	8.29%
IOF0045AU • Antipodes Global Fund - Class P	63,831.0200 ✓	\$1.55	\$98,856.50	9.16%

Portfolio valuation

Investments	Quantity	Last price \$	Market value \$	Total portfolio %
MGE0001AU • Magellan Global Fund	39,380.3500 ✓	\$2.28	\$89,665.12	8.31%
Total managed funds balance			\$668,460.16	61.98%
Total income accrued			\$27,330.74	2.53%
Total portfolio value as at 30 Jun 2022			\$1,078,674.15	100%

"Total outstanding trades" (if applicable) are outstanding cash or/ and asset transactions due to settle post 30 June.

"Total income accrued" (if applicable) includes cash and reinvested income due to settle post 30 June.

Earnings and expenses

Income

	Amount \$
Transaction account income	\$2.44
Term deposit interest	\$0.00
Managed portfolio income	\$0.00
Tailored portfolio income	\$0.00
Listed security income	\$24,465.67
Managed fund income	\$32,731.96
Accrued interest	\$0.00
Other income	\$0.00
Less income from sponsored holdings on Panorama	-\$24,465.67
Total income	\$32,734.40

Market movement

	Amount \$
Realised/unrealised market movement	-\$173,875.78
Total market movement	-\$173,875.78

Earnings and expenses

Expenses	
Fee type	Amount \$
Administration fees	-\$1,961.74
Investment management fees	\$0.00
Expense Recovery - Legislative	-\$22.69
Portfolio management fees	\$0.00
Advice fees	-\$10,912.95
Adviser Establishment Fee	\$0.00
Advice fee	-\$10,912.95
One-off advice fee	\$0.00
Licensee advice fee	\$0.00
SMSF fees	\$0.00
SMSF Administration fee	\$0.00
SMSF Actuarial fee	\$0.00
SMSF Audit fee	\$0.00
SMSF Establishment fee	\$0.00
Taxes	\$0.00
Non-resident withholding tax	\$0.00
TFN withholding tax	\$0.00
Total expenses	-\$12,897.38

Net earnings

-\$154,038.76

"Accrued interest" includes interest due to settle post 30 June. Any term deposit interest reported as accrued interest on your statement last year has also been included in your opening balance this year, and as such, total term deposit interest income reported this year might be different from the cash interest received as the total interest has taken into account any accrued interest reported in last year's statement.

Changes in market value exclude any gains or losses arising from assets held outside the service. This statement does not provide the gain or loss on disposal for tax purposes and should not be relied upon in making decisions about your tax position. You should seek professional advice regarding your tax position.

Income from sponsored holdings paid directly to your Panorama transaction account, or paid externally (e.g dividends), is not included in the 'Total income' figure displayed in this section. This income is identified under 'Listed security income', and is subtracted from the 'Total income' amount (see 'Less income from sponsored holdings on Panorama').

"Total expenses" shown above may not include all the fees and costs in relation to your investments (for example it does not include any information on the fees and costs relating to any underlying managed investment (other than BT Managed Portfolios) that you access through Panorama Investments).

Fees and costs summary

Description	Amount
Fees deducted directly from your account	\$12,897.38
This amount has been deducted directly from your account (reflected in the transactions listed on this statement). It includes the insurance premiums you paid.	
Fees and costs deducted from your investment	\$0.00
This approximate amount has been deducted from your investment. It covers amounts that have reduced the return on your investment and are not reflected as transactions listed on this statement or in the Additional explanation of fees and costs. This amount is the Transaction Account fee only. This amount does not include the Other Fees and Costs below related to your selected investment options.	
Total fees and costs you paid	\$12,897.38
This approximate amount includes all the fees and costs that affected your investment during the period.	
Other fees and costs (investment options)	\$7,510.17
This approximate amount has been deducted from the investment options you have chosen and has reduced the return on these investments but is not charged to you directly as a fee. These fees and costs include management fees and costs, performance fees, transaction costs and buy/sell spreads associated with your selected investment options.	
Total fees and costs you paid - with investment options fees and costs	\$20,407.55
This approximate amount includes the total fees and costs you paid and the other fees and costs associated with your selected investment options during the reporting period.	

Additional explanation of fees and costs

The fees and costs information shown above may not include all the fees and costs in relation to your underlying investments. For more information regarding the fees and costs of the underlying investment options available through the Product, refer to the product disclosure statement or other disclosure document for the relevant investment option, which may be obtained free of charge online by logging in to your account, on request from your adviser (if you have one) or by contacting us.

30/6/21 \$5280.12
 ? \$2677.98

Transaction account history - Cash

Settlement date	Trade date	Transaction type	Description	Quantity	Debit \$	Credit \$	Balance \$
Opening balance as at 1 Jul 2021							
1 Jul 2021	1 Jul 2021	Deposit	Direct Credit from ANZ DIVIDEND , A071/00748744			\$791.00	\$32,078.10
5 Jul 2021	5 Jul 2021	Expense	Administration fee for the period 01/06/2021 to 30/06/2021	375	\$167.67		\$32,701.43
7 Jul 2021	7 Jul 2021	Expense	Advice fee for the period 01/06/2021 to 30/06/2021	375	\$931.06		\$31,770.37
16 Jul 2021	16 Jul 2021	Deposit	Direct Credit from VAP PAYMENT , JUL21/00821380			\$3,510.60	\$35,280.97
21 Jul 2021	21 Jul 2021	Deposit	Direct Credit from MAGELLAN , MAGELLAN0002458006			\$705.61	\$35,986.58
31 Jul 2021	31 Jul 2021	Income	Interest payment for Cash Management Account			\$0.15	\$35,986.73
4 Aug 2021	4 Aug 2021	Expense	Administration fee for the period 01/07/2021 to 31/07/2021	375	\$173.26		\$35,813.47
6 Aug 2021	6 Aug 2021	Expense	Advice fee for the period 01/07/2021 to 31/07/2021	375	\$973.71		\$34,839.76
31 Aug 2021	31 Aug 2021	Income	Interest payment for Cash Management Account			\$0.35	\$34,840.11
3 Sep 2021	3 Sep 2021	Expense	Administration fee for the period 15/08/2021 to 31/08/2021	375	\$95.01		\$34,745.10
7 Sep 2021	7 Sep 2021	Expense	Advice fee for the period 01/08/2021 to 31/08/2021	375	\$989.43		\$33,755.67
14 Sep 2021	14 Sep 2021	Deposit	Direct Credit from MLT FNL DIV , 001266712923			\$1,390.00	\$35,145.67
29 Sep 2021	29 Sep 2021	Deposit	Direct Credit from CBA FNL DIV , 001263530441			\$860.00	\$36,005.67
30 Sep 2021	30 Sep 2021	Income	Interest payment for Cash Management Account			\$0.28	\$36,005.95



Transaction account history - Cash

Settlement date	Trade date	Transaction type	Description	Quantity	Debit \$	Credit \$	Balance \$
5 Oct 2021	5 Oct 2021	Expense	Administration fee for the period 01/09/2021 to 30/09/2021	375	\$167.67		\$35,838.28
5 Oct 2021	5 Oct 2021	Deposit	Direct Credit from MLT SPL DIV , 001268074560			\$6,428.75	\$42,267.03
5 Oct 2021	30 Sep 2021	Income	Distribution 100,501,590000 PIMCO Global Bond Fund - Wholesale Class (ETL0018AU) @ \$0.001922			\$193.21	\$42,460.24
7 Oct 2021	7 Oct 2021	Expense	Advice fee for the period 01/09/2021 to 30/09/2021	375	\$967.42		\$41,492.82
11 Oct 2021	11 Oct 2021	Payment	Payment to PEEBLES SUPERANNUATION FUND		\$20,000.00 ✓		\$21,492.82
11 Oct 2021	11 Oct 2021	Expense	Expense recovery - Legislative	375	\$22.69		\$21,470.13
18 Oct 2021	18 Oct 2021	Deposit	Direct Credit from VAP PAYMENT , OCT21/00821368			\$757.31	\$22,227.44
31 Oct 2021	31 Oct 2021	Income	Interest payment for Cash Management Account			\$0.24	\$22,227.68
3 Nov 2021	3 Nov 2021	Expense	Administration fee for the period 01/10/2021 to 31/10/2021	375	\$173.26		\$22,054.42
5 Nov 2021	5 Nov 2021	Expense	Advice fee for the period 01/10/2021 to 31/10/2021	375	\$984.28		\$21,070.14
30 Nov 2021	30 Nov 2021	Income	Interest payment for Cash Management Account			\$0.17	\$21,070.31
3 Dec 2021	3 Dec 2021	Expense	Administration fee for the period 01/11/2021 to 30/11/2021	375	\$167.67		\$20,902.64
7 Dec 2021	7 Dec 2021	Expense	Advice fee for the period 01/11/2021 to 30/11/2021	375	\$886.47		\$20,016.17
14 Dec 2021	14 Dec 2021	Deposit	Direct Credit from SOL DIV PAYMENT , DEC21/00842047			\$1,165.32	\$21,181.49


Transaction account history - Cash

Settlement date	Trade date	Transaction type	Description	Quantity	Debit \$	Credit \$	Balance \$
16 Dec 2021	16 Dec 2021	Deposit	Direct Credit from ANZ DIVIDEND A072/00735804			\$813.60	\$21,995.09
					239 ANZ		
21 Dec 2021	21 Dec 2021	Deposit	Direct Credit from WBC DIVIDEND 001269964251			\$651.00	\$22,646.09
					239 WBC		
31 Dec 2021	31 Dec 2021	Income	Interest payment for Cash Management Account			\$0.18	\$22,646.27
					250		
6 Jan 2022	6 Jan 2022	Expense	Administration fee for the period 01/12/2021 to 31/12/2021		\$173.26		\$22,473.01
					375		
6 Jan 2022	31 Dec 2021	Income	Distribution 100,501,590,000 PIMCO Global Bond Fund - Wholesale Class (ETL0018AU) @ \$0.000497			\$49.94	\$22,522.95
					238 Pmc		
7 Jan 2022	31 Dec 2021	Income	Distribution 8,300,910 Strategic Australian Equity Fund (DFA0008AU) @ \$0.379436			\$3,149.67	\$25,672.62
					238		
10 Jan 2022	10 Jan 2022	Expense	Advice fee for the period 01/12/2021 to 31/12/2021		\$913.00		\$24,759.62
					375		
19 Jan 2022	19 Jan 2022	Deposit	Direct Credit from MAGELLAN MAGELLAN002710935			\$705.61	\$25,465.23
					238 MGF		
19 Jan 2022	19 Jan 2022	Deposit	Direct Credit from VAP PAYMENT JAN22/00821034			\$682.77	\$26,148.00
					238 VAM		
19 Jan 2022	31 Dec 2021	Income	Distribution 39,380,350,000 Magellan Global Fund (MGE0001AU) @ \$0.051			\$2,008.40	\$28,156.40
					238 MGF		
31 Jan 2022	31 Jan 2022	Income	Interest payment for Cash Management Account			\$0.22	\$28,156.62
					250		
3 Feb 2022	3 Feb 2022	Expense	Administration fee for the period 01/01/2022 to 31/01/2022		\$173.26		\$27,983.36
					375		
7 Feb 2022	7 Feb 2022	Expense	Advice fee for the period 01/01/2022 to 31/01/2022		\$903.19		\$27,080.17
					375		
28 Feb 2022	28 Feb 2022	Income	Interest payment for Cash Management Account			\$0.21	\$27,080.38
					250		

Transaction account history - Cash

Settlement date	Trade date	Transaction type	Description	Quantity	Debit \$	Credit \$	Balance \$
30 Apr 2022	30 Apr 2022	Income	Interest payment for Cash Management Account			\$0.07	\$10,106.88
4 May 2022	4 May 2022	Expense	Administration fee for the period 01/04/2022 to 30/04/2022	375	\$167.67		\$9,939.21
6 May 2022	6 May 2022	Expense	Advice fee for the period 01/04/2022 to 30/04/2022	375	\$843.39		\$9,095.82
17 May 2022	17 May 2022	Deposit	Direct Credit from HBRD DST , 001276962617	238		\$92.40	\$9,188.22
31 May 2022	31 May 2022	Income	Interest payment for Cash Management Account	250		\$0.09	\$9,188.31
3 Jun 2022	3 Jun 2022	Expense	Administration fee for the period 01/05/2022 to 31/05/2022	375	\$173.26		\$9,015.05
7 Jun 2022	7 Jun 2022	Expense	Advice fee for the period 01/05/2022 to 31/05/2022	375	\$853.48		\$8,161.57
17 Jun 2022	17 Jun 2022	Deposit	Direct Credit from HBRD DST , 001278331344	238		\$105.04	\$8,266.61
24 Jun 2022	24 Jun 2022	Deposit	Direct Credit from WBC DIVIDEND , 001278027462	239		\$661.85	\$8,928.46
30 Jun 2022	30 Jun 2022	Income	Interest payment for Cash Management Account	250		\$0.39	\$8,928.85
6 Jul 2022	30 Jun 2022	Income	Distribution 9,772.7900 Strategic Fixed Interest Fund (DFA0015AU) @ \$0.007809	238		\$76.31	\$9,005.16
8 Jul 2022	30 Jun 2022	Income	Distribution 100,501,590,000 PIMCO Global Bond Fund - Wholesale Class (ETL0018AU) @ \$0.002676			\$268.98	\$9,274.14
8 Jul 2022	30 Jun 2022	Income	Distribution 8,300,9100 Strategic Australian Equity Fund (DFA0008AU) @ \$1.213633			\$10,074.26	\$19,348.40
14 Jul 2022	30 Jun 2022	Income	Distribution 63,831,0200 Antipodes Global Fund - Class P (IOF0045AU) @ \$0.172978			\$11,041.35	\$30,389.75

Dist
of 14



Transaction account history - Cash

Settlement date	Trade date	Transaction type	Description	Quantity	Debit \$	Credit \$	Balance \$
4 Mar 2022	4 Mar 2022	Expense	Administration fee for the period 01/02/2022 to 28/02/2022	375	\$156.49		\$26,923.89
4 Mar 2022	4 Mar 2022	Payment	Payment to PEEBLES SUPERANNUATION FUND		\$20,000.00 ✓		\$6,923.89
8 Mar 2022	4 Mar 2022	Sell	Sell 3,237 Washington H Soul Pattinson & Company Limited (SOL) @ \$25.85. Transaction fee \$92.05.	-3,237.0000	491	\$83,587.56	\$90,511.45
8 Mar 2022	4 Mar 2022	Buy	Buy 1,253 Vanguard Australian Shares High Yield ETF (VHY) @ \$65.76. Transaction fee \$90.64.	# 1,253.0000 776	WAS MILTON ✕ \$82,487.92		\$8,023.53
8 Mar 2022	8 Mar 2022	Expense	Advice fee for the period 01/02/2022 to 28/02/2022	375	\$802.20		\$7,221.33
16 Mar 2022	16 Mar 2022	Deposit	Direct Credit from HBRD DST , 001273382643		238 HBRD	\$88.24	\$7,309.57
25 Mar 2022	25 Mar 2022	Deposit	Direct Credit from BETA PAYMENT , 001276301209		238 HBRD	\$1,104.97	\$8,414.54
30 Mar 2022	30 Mar 2022	Deposit	Direct Credit from CBA ITM DIV , 001272252941		259 CBA	\$752.50	\$9,167.04
31 Mar 2022	31 Mar 2022	Income	Interest payment for Cash Management Account		250	\$0.09	\$9,167.13
5 Apr 2022	5 Apr 2022	Expense	Administration fee for the period 01/03/2022 to 31/03/2022	375	\$173.26		\$8,993.87
7 Apr 2022	7 Apr 2022	Expense	Advice fee for the period 01/03/2022 to 31/03/2022	375	\$865.32		\$8,128.55
20 Apr 2022	20 Apr 2022	Deposit	Direct Credit from HBRD DST MAR , 001276741651		238	\$99.67	\$8,228.22
20 Apr 2022	20 Apr 2022	Deposit	Direct Credit from VAP PAYMENT , APR22/00820851		238	\$1,327.93	\$9,556.15
20 Apr 2022	20 Apr 2022	Deposit	Direct Credit from VHY PAYMENT , APR22/00815845		238	\$550.66	\$10,106.81



Transaction account history - Cash

Settlement date	Trade date	Transaction type	Description	Quantity	Debit \$	Credit \$	Balance \$
15 Jul 2022	30 Jun 2022	Income	Distribution 22,689,5400 Bannelong Ex-20 Australian Equities Fund (BFL0004AU) @ \$0.055057	<i>238</i>		\$1,249.23	\$31,638.98
18 Jul 2022	30 Jun 2022	Income	Distribution 4,521.6800 Strategic International Equity Fund (DFA0007AU) @ \$0.577707	<i>Dist</i>		\$2,612.21	\$34,251.19
21 Jul 2022	30 Jun 2022	Income	Distribution 39,380.35000000 Magellan Global Fund (MGE0001AU) @ \$0.051	<i>o/H.</i>		\$2,008.40	\$36,259.59
Subtotal					\$135,385.30	\$139,566.79	

Closing balance as at 30 Jun 2022

\$36,259.59

Transactions are reflected in this statement as at the date the transaction occurred. Dividends or distributions may not be reflected in this statement until they are credited to your account. This statement may not include other recent transactions that have not been processed.

Withholding tax transactions, that apply to dividends or distributions that are not settled at the time of statement generation, are not included in this statement and can be viewed online when the year-end tax transaction is finalised.

Transaction history – Non cash

Settlement date	Trade date	Security code	Transaction type	Description	Quantity	Debit \$	Credit \$
5 Oct 2021	22 Sep 2021	MLT	Corporate Action	Takeover / Merger 17,375 Milton Corporation Limited (MLT) @ 1:0.1863	-17,375	\$114,501.25	
5 Oct 2021	22 Sep 2021	SOL	Corporate Action	Takeover / Merger 17,375 Milton Corporation Limited (MLT) @ 1:0.1863	3,237		\$115,301.94

Transactions are reflected in this statement as at the date the transaction occurred. Dividends or distributions may not be reflected in this statement until they are credited to your account. This statement may not include other recent transactions that have not been processed.

Complaints

If you have a complaint, contact our dedicated Customer Solutions team on 1300 881 716 from 8.00am to 6.30pm, Monday to Friday (Sydney time) or write to us at GPO Box 2675, Sydney NSW 2001. If an issue has not been resolved to your satisfaction, you can lodge a complaint with the Australian Financial Complaints Authority (AFCA). AFCA provides fair and independent financial services complaint resolution that is free to consumers.

Online: www.afca.org.au

Email: info@afca.org.au

Phone 1800 931 678

Mail: Australian Financial Complaints Authority GPO Box 3 Melbourne VIC 3001

Disclaimer

The information contained in this statement is given in good faith and has been derived from sources believed to be accurate at the statement request date. However, it is general information only and should not be considered a comprehensive statement on any matter nor relied upon as such. BT Portfolio Services Ltd ABN 73 095 055 208 AFSL 233715 (BTFS) operates Panorama Investments and BT Invest. Westpac Financial Services Ltd ABN 20 000 241 127 AFSL 233716 (WFSL) is the responsible entity and issuer of interests in BT Managed Portfolios. Westpac Banking Corporation ABN 33 007 457 141 AFSL and Australian credit licence 233714 (Westpac) is the issuer of the Cash Management Account (BT CMA). Together, these products are referred to as the Panorama products.

